Inhaltsverzeichnis Polatuzumab Vedotin 1L

POLARIX **2**
  Charakterisierung der Studienpopulationen **2**
  Mortalität **41**
    Gesamtüberleben 41
  Morbidität **53**
    Scheitern des kurativen Therapieansatzes 53
      EFS-EFF, Time-to-Event 53
      EFS-EOT, Time-to-Event 71
    Rezidive 86
      DFS-1stCR, Time-to-Event 86
      DFS-EOT, Time-to-Event 102
      DFS-1stCR, Rate 118
      DFS-EOT, Rate 122
    Progressionsfreies Überleben 126
  Patientenberichtete Endpunkte **140**
    EORTC QLQ-C30 140
      Compliance-Mean 140
      Responderanalyse EOT 170
      Responderanalyse FU24 200
      MMRM 230
    FACT GOG/NTX 245
      Compliance-Mean 245
      Responderanalyse EOT 247
      Responderanalyse FU24 249
      MMRM 251
    FACT LymS 252
      Compliance-Mean 252
      Responderanalyse EOT 254
      Responderanalyse FU24 256
      MMRM 258
    EQ-5D VAS 259
      Compliance-Mean 259
      Responderanalyse EOT 261
      Responderanalyse FU24 263
      MMRM 265
  Verträglichkeit **266**
    Generelle Verträglichkeit 266
      Patienten mit UE 266
      Patienten mit UE ≥ Grad 3 267
      Patienten mit UE Grad 3 268
      Patienten mit UE Grad 4 269
      Patienten mit UE Grad 5 270
      Patienten mit SUE 271
      Patienten mit Behandlungsabbruch wegen UE 272
      SOC/PT 273
    Spezifische Verträglichkeit 500
    Outcome of Adverse Events 521

POPULATION: Global and China Extension Population, Intent-To-Treat Population
MODEL: descriptive
STUDY: GO39942
Demographic and Baseline Characteristics per Arm

	Polatuzumab Vedotin + R-CHP (N=500)	R-CHOP (N=500)	Total (N=1000)
Age (years)			
n	500	500	1000
Mean (SD)	62.60 (11.44)	62.50 (11.79)	62.55 (11.61)
Median	65	65	65
25% and 75%-ile	57.00 - 71.00	58.00 - 71.00	57.00 - 71.00
Min - Max	19.0 - 80.0	19.0 - 80.0	19.0 - 80.0
18 - 64	249 (49.8%)	242 (48.4%)	491 (49.1%)
>=65	251 (50.2%)	258 (51.6%)	509 (50.9%)
18 - 60	167 (33.4%)	158 (31.6%)	325 (32.5%)
>60	333 (66.6%)	342 (68.4%)	675 (67.5%)
Sex			
n	500	500	1000
Male	268 (53.6%)	270 (54.0%)	538 (53.8%)
Female	232 (46.4%)	230 (46.0%)	462 (46.2%)
Race			
n	500	500	1000
American Indian or Alaska Native	1 (0.2%)	2 (0.4%)	3 (0.3%)
Asian	145 (29.0%)	145 (29.0%)	290 (29.0%)
Black or African American	8 (1.6%)	8 (1.6%)	16 (1.6%)
Native Hawaiian or other Pacific Islander	0	3 (0.6%)	3 (0.3%)
White	235 (47.0%)	236 (47.2%)	471 (47.1%)
Other	6 (1.2%)	6 (1.2%)	12 (1.2%)
Unknown	105 (21.0%)	100 (20.0%)	205 (20.5%)

Ethnicity			
n	500	500	1000
Hispanic or Latino	18 (3.6%)	30 (6.0%)	48 (4.8%)
Not Hispanic or Latino	377 (75.4%)	367 (73.4%)	744 (74.4%)
Not Stated	66 (13.2%)	49 (9.8%)	115 (11.5%)
Unknown	39 (7.8%)	54 (10.8%)	93 (9.3%)
Weight (kg) at Baseline			
n	497	497	994
Mean (SD)	74.34 (19.66)	74.48 (18.44)	74.41 (19.05)
Median	72.1	73	72.95
25% and 75%-ile	60.60 - 86.00	62.00 - 84.10	61.00 - 85.00
Min - Max	38.4 - 227.9	39.8 - 191.1	38.4 - 227.9
Height (cm) at Baseline			
n	498	497	995
Mean (SD)	167.67 (10.07)	167.50 (10.17)	167.58 (10.12)
Median	167.1	168	167.6
25% and 75%-ile	160.00 - 175.00	160.00 - 175.00	160.00 - 175.00
Min - Max	144.3 - 200.0	141.3 - 200.0	141.3 - 200.0
ECOG Performance Status at Baseline			
n	500	500	1000
0	197 (39.4%)	195 (39.0%)	392 (39.2%)
1	222 (44.4%)	221 (44.2%)	443 (44.3%)
2	81 (16.2%)	82 (16.4%)	163 (16.3%)
Missing	0	2 (0.4%)	2 (0.2%)
Ann Arbor Stage			
n	500	500	1000
I	2 (0.4%)	11 (2.2%)	13 (1.3%)
II	51 (10.2%)	45 (9.0%)	96 (9.6%)
III	147 (29.4%)	136 (27.2%)	283 (28.3%)
IV	300 (60.0%)	308 (61.6%)	608 (60.8%)
Stratification - IPI Score (IxRS)			
n	500	500	1000
IPI 2	190 (38.0%)	191 (38.2%)	381 (38.1%)

IPI 3-5	310 (62.0%)	309 (61.8%)	619 (61.9%)
IPI at Screening (eCRF)			
n	500	500	1000
1	1 (0.2%)	0	1 (0.1%)
2	187 (37.4%)	187 (37.4%)	374 (37.4%)
3	199 (39.8%)	186 (37.2%)	385 (38.5%)
4	87 (17.4%)	102 (20.4%)	189 (18.9%)
5	26 (5.2%)	25 (5.0%)	51 (5.1%)
Stratification - Bulky Disease (IxRS)			
n	500	500	1000
ABSENT	290 (58.0%)	290 (58.0%)	580 (58.0%)
PRESENT	210 (42.0%)	210 (42.0%)	420 (42.0%)
Baseline Bulky Disease (eCRF)			
n	500	500	1000
Present	211 (42.2%)	218 (43.6%)	429 (42.9%)
Absent	289 (57.8%)	282 (56.4%)	571 (57.1%)
Stratification - Geographic Region (IxRS)			
n	500	500	1000
Western Europe/United States/Canada/Australia	302 (60.4%)	301 (60.2%)	603 (60.3%)
Asia	141 (28.2%)	140 (28.0%)	281 (28.1%)
Rest of World	57 (11.4%)	59 (11.8%)	116 (11.6%)
Baseline LDH			
n	500	500	1000
<= 1xULN	166 (33.2%)	169 (33.8%)	335 (33.5%)
> 1xULN	331 (66.2%)	330 (66.0%)	661 (66.1%)
Missing	3 (0.6%)	1 (0.2%)	4 (0.4%)
Bone Marrow Involvement at Diagnosis			
n	500	500	1000
INDETERMINATE	12 (2.4%)	11 (2.2%)	23 (2.3%)
NEGATIVE	393 (78.6%)	401 (80.2%)	794 (79.4%)
POSITIVE	84 (16.8%)	80 (16.0%)	164 (16.4%)
Missing	11 (2.2%)	8 (1.6%)	19 (1.9%)

No. of Extranodal Sites			
n	500	500	1000
0-1	261 (52.2%)	260 (52.0%)	521 (52.1%)
>=2	239 (47.8%)	240 (48.0%)	479 (47.9%)
Time from Diagnosis to Study Dose			
n	496	497	993
Mean (SD)	28.45 (21.13)	31.07 (34.26)	29.76 (28.48)
Median	24	26	25
25% and 75%-ile	14.00 - 35.00	15.00 - 39.00	15.00 - 36.00
Min - Max	1.0 - 195.0	1.0 - 621.0	1.0 - 621.0
<= 30 days	315 (63.0%)	316 (63.2%)	631 (63.1%)
> 30 days	181 (36.2%)	181 (36.2%)	362 (36.2%)
Missing	4 (0.8%)	3 (0.6%)	7 (0.7%)
NHL Histologic Diagnosis (eCRF)			
n	500	500	1000
DLBCL NOS, ABC, GCB	430 (86.0%)	420 (84.0%)	850 (85.0%)
HGBL, NOS, DHL/THL	44 (8.8%)	52 (10.4%)	96 (9.6%)
Other Large B-cell	26 (5.2%)	28 (5.6%)	54 (5.4%)
COO (Central Review)			
n	500	500	1000
ABC	131 (26.2%)	143 (28.6%)	274 (27.4%)
GCB	193 (38.6%)	187 (37.4%)	380 (38.0%)
UNCLASSIFIED	53 (10.6%)	60 (12.0%)	113 (11.3%)
UNKNOWN	123 (24.6%)	110 (22.0%)	233 (23.3%)
Double-Expressor Lymphoma by IHC (Central Review)			
n	500	500	1000
DEL	150 (30.0%)	163 (32.6%)	313 (31.3%)
NON DEL	253 (50.6%)	244 (48.8%)	497 (49.7%)
UNKNOWN	97 (19.4%)	93 (18.6%)	190 (19.0%)
Double/Triple-Hit Lymphoma (Central Review)			
n	500	500	1000

DH/TH+	26 (5.2%)	19 (3.8%)	45 (4.5%)
DH/TH-	341 (68.2%)	351 (70.2%)	692 (69.2%)
UNKNOWN	133 (26.6%)	130 (26.0%)	263 (26.3%)

Clinical cut-off: 15JUN2022

Program: root/clinical_studies/RO5541077/CDPT7884/GO39942/data_analysis/ACE_FINAL_OS/prod/program/t_dm.sas
Output: root/clinical_studies/RO5541077/CDPT7884/GO39942/data_analysis/ACE_FINAL_OS/prod/output/t_dm_IT_POOLED_15JUN2022_39942.xls
11MAY2023 19:03

POPULATION: Global and China Extension Population, Intent-To-Treat Population, Complete Response Population (with CR, Composite-INV)
MODEL: descriptive
STUDY: GO39942
Demographic and Baseline Characteristics per Arm

	Polatuzumab Vedotin + R-CHP (N=437)	R-CHOP (N=417)	Total (N=854)
Age (years)			
n	437	417	854
Mean (SD)	62.66 (11.62)	62.88 (11.55)	62.77 (11.58)
Median	65	65	65
25% and 75%-ile	58.00 - 71.00	58.00 - 71.00	58.00 - 71.00
Min - Max	19.0 - 80.0	19.0 - 80.0	19.0 - 80.0
18 - 64	213 (48.7%)	197 (47.2%)	410 (48.0%)
>=65	224 (51.3%)	220 (52.8%)	444 (52.0%)
18 - 60	140 (32.0%)	126 (30.2%)	266 (31.1%)
>60	297 (68.0%)	291 (69.8%)	588 (68.9%)
Sex			
n	437	417	854
Male	231 (52.9%)	216 (51.8%)	447 (52.3%)
Female	206 (47.1%)	201 (48.2%)	407 (47.7%)
Race			
n	437	417	854
American Indian or Alaska Native	1 (0.2%)	2 (0.5%)	3 (0.4%)
Asian	132 (30.2%)	121 (29.0%)	253 (29.6%)
Black or African American	8 (1.8%)	5 (1.2%)	13 (1.5%)
Native Hawaiian or other Pacific Islander	0	3 (0.7%)	3 (0.4%)
White	197 (45.1%)	195 (46.8%)	392 (45.9%)
Other	5 (1.1%)	3 (0.7%)	8 (0.9%)
Unknown	94 (21.5%)	88 (21.1%)	182 (21.3%)
Ethnicity			
n	437	417	854
Hispanic or Latino	12 (2.7%)	22 (5.3%)	34 (4.0%)
Not Hispanic or Latino	331 (75.7%)	304 (72.9%)	635 (74.4%)
Not Stated	59 (13.5%)	44 (10.6%)	103 (12.1%)
Unknown	35 (8.0%)	47 (11.3%)	82 (9.6%)

Weight (kg) at Baseline			
n	434	414	848
Mean (SD)	74.06 (19.73)	74.02 (18.90)	74.04 (19.32)
Median	71,05	72,39	72
25% and 75%-ile	60.50 - 85.00	61.00 - 84.00	60.55 - 84.55
Min - Max	38.4 - 227.9	39.8 - 191.1	38.4 - 227.9
Height (cm) at Baseline			
n	435	414	849
Mean (SD)	167.62 (9.95)	167.18 (10.40)	167.41 (10.17)
Median	167,2	167,1	167,2
25% and 75%-ile	160.00 - 174.50	160.00 - 175.00	160.00 - 174.70
Min - Max	144.3 - 200.0	141.3 - 200.0	141.3 - 200.0
ECOG Performance Status at Baseline			
n	437	417	854
0	174 (39.8%)	163 (39.1%)	337 (39.5%)
1	195 (44.6%)	191 (45.8%)	386 (45.2%)
2	68 (15.6%)	61 (14.6%)	129 (15.1%)
Missing	0	2 (0.5%)	2 (0.2%)
Ann Arbor Stage			
n	437	417	854
I	2 (0.5%)	11 (2.6%)	13 (1.5%)
II	48 (11.0%)	40 (9.6%)	88 (10.3%)
III	130 (29.7%)	119 (28.5%)	249 (29.2%)
IV	257 (58.8%)	247 (59.2%)	504 (59.0%)
Stratification - IPI Score (IxRS)			
n	437	417	854
IPI 2	166 (38.0%)	170 (40.8%)	336 (39.3%)
IPI 3-5	271 (62.0%)	247 (59.2%)	518 (60.7%)
IPI at Screening (eCRF)			
n	437	417	854
1	1 (0.2%)	0	1 (0.1%)
2	163 (37.3%)	168 (40.3%)	331 (38.8%)
3	181 (41.4%)	154 (36.9%)	335 (39.2%)
4	72 (16.5%)	80 (19.2%)	152 (17.8%)
5	20 (4.6%)	15 (3.6%)	35 (4.1%)
Stratification - Bulky Disease (IxRS)			
n	437	417	854
ABSENT	265 (60.6%)	260 (62.4%)	525 (61.5%)

PRESENT	172 (39.4%)	157 (37.6%)	329 (38.5%)
Baseline Bulky Disease (eCRF)			
n	437	417	854
Present	173 (39.6%)	164 (39.3%)	337 (39.5%)
Absent	264 (60.4%)	253 (60.7%)	517 (60.5%)
Stratification - Geographic Region (IxRS)			
n	437	417	854
Western Europe/United States/Canada/Australia	259 (59.3%)	252 (60.4%)	511 (59.8%)
Asia	128 (29.3%)	116 (27.8%)	244 (28.6%)
Rest of World	50 (11.4%)	49 (11.8%)	99 (11.6%)
Baseline LDH			
n	437	417	854
<= 1xULN	152 (34.8%)	153 (36.7%)	305 (35.7%)
> 1xULN	282 (64.5%)	264 (63.3%)	546 (63.9%)
Missing	3 (0.7%)	0	3 (0.4%)
Bone Marrow Involvement at Diagnosis			
n	437	417	854
INDETERMINATE	11 (2.5%)	9 (2.2%)	20 (2.3%)
NEGATIVE	344 (78.7%)	339 (81.3%)	683 (80.0%)
POSITIVE	75 (17.2%)	66 (15.8%)	141 (16.5%)
Missing	7 (1.6%)	3 (0.7%)	10 (1.2%)
No. of Extranodal Sites			
n	437	417	854
0-1	230 (52.6%)	229 (54.9%)	459 (53.7%)
>=2	207 (47.4%)	188 (45.1%)	395 (46.3%)
Time from Diagnosis to Study Dose			
n	437	417	854
Mean (SD)	28.55 (21.69)	32.08 (36.47)	30.27 (29.87)
Median	25	26	26
25% and 75%-ile	14.00 - 35.00	16.00 - 40.00	15.00 - 37.00
Min - Max	1.0 - 195.0	1.0 - 621.0	1.0 - 621.0
<= 30 days	278 (63.6%)	259 (62.1%)	537 (62.9%)
> 30 days	159 (36.4%)	158 (37.9%)	317 (37.1%)
NHL Histologic Diagnosis (eCRF)			
n	437	417	854
DLBCL NOS, ABC, GCB	378 (86.5%)	355 (85.1%)	733 (85.8%)
HGBL, NOS, DHL/THL	38 (8.7%)	39 (9.4%)	77 (9.0%)

Other Large B-cell	21 (4.8%)	23 (5.5%)	44 (5.2%)
COO (Central Review)			
n	437	417	854
ABC	124 (28.4%)	126 (30.2%)	250 (29.3%)
GCB	167 (38.2%)	151 (36.2%)	318 (37.2%)
UNCLASSIFIED	44 (10.1%)	52 (12.5%)	96 (11.2%)
UNKNOWN	102 (23.3%)	88 (21.1%)	190 (22.2%)
Double-Expressor Lymphoma by IHC (Central Review)			
n	437	417	854
DEL	127 (29.1%)	137 (32.9%)	264 (30.9%)
NON DEL	227 (51.9%)	203 (48.7%)	430 (50.4%)
UNKNOWN	83 (19.0%)	77 (18.5%)	160 (18.7%)
Double/Triple-Hit Lymphoma (Central Review)			
n	437	417	854
DH/TH+	21 (4.8%)	18 (4.3%)	39 (4.6%)
DH/TH-	301 (68.9%)	298 (71.5%)	599 (70.1%)
UNKNOWN	115 (26.3%)	101 (24.2%)	216 (25.3%)

Clinical cut-off: 15JUN2022

Program: root/clinical_studies/RO5541077/CDPT7884/GO39942/data_analysis/ACE_FINAL_OS/prod/program/t_dm.sas
Output: root/clinical_studies/RO5541077/CDPT7884/GO39942/data_analysis/ACE_FINAL_OS/prod/output/t_dm_CR_IT_POOLED_15JUN2022_39942.xls
09FEB2023 10:02

POPULATION: Global and China Extension Population, Intent-To-Treat Population, Patients with CR at EoT (Composite-INV assessments)
MODEL: descriptive
STUDY: GO39942
Demographic and Baseline Characteristics per Arm

	Polatuzumab Vedotin + R-CHP (N=381)	R-CHOP (N=364)	Total (N=745)
Age (years)			
n	381	364	745
Mean (SD)	63.01 (10.82)	62.87 (11.62)	62.94 (11.21)
Median	65	65	65
25% and 75%-ile	59.00 - 71.00	58.50 - 71.00	59.00 - 71.00
Min - Max	22.0 - 80.0	19.0 - 80.0	19.0 - 80.0
18 - 64	187 (49.1%)	171 (47.0%)	358 (48.1%)
>=65	194 (50.9%)	193 (53.0%)	387 (51.9%)
18 - 60	120 (31.5%)	107 (29.4%)	227 (30.5%)
>60	261 (68.5%)	257 (70.6%)	518 (69.5%)
Sex			
n	381	364	745
Male	203 (53.3%)	180 (49.5%)	383 (51.4%)
Female	178 (46.7%)	184 (50.5%)	362 (48.6%)
Race			
n	381	364	745
American Indian or Alaska Native	0	2 (0.5%)	2 (0.3%)
Asian	118 (31.0%)	105 (28.8%)	223 (29.9%)
Black or African American	8 (2.1%)	4 (1.1%)	12 (1.6%)
Native Hawaiian or other Pacific Islander	0	3 (0.8%)	3 (0.4%)
White	167 (43.8%)	168 (46.2%)	335 (45.0%)
Other	3 (0.8%)	3 (0.8%)	6 (0.8%)
Unknown	85 (22.3%)	79 (21.7%)	164 (22.0%)
Ethnicity			
n	381	364	745
Hispanic or Latino	10 (2.6%)	20 (5.5%)	30 (4.0%)

Not Hispanic or Latino	287 (75.3%)	259 (71.2%)	546 (73.3%)
Not Stated	52 (13.6%)	41 (11.3%)	93 (12.5%)
Unknown	32 (8.4%)	44 (12.1%)	76 (10.2%)
Weight (kg) at Baseline			
n	379	361	740
Mean (SD)	74.05 (19.92)	73.23 (19.08)	73.65 (19.51)
Median	71,2	72	71,65
25% and 75%-ile	60.30 - 85.59	60.00 - 83.00	60.00 - 84.05
Min - Max	38.4 - 227.9	39.8 - 191.1	38.4 - 227.9
Height (cm) at Baseline			
n	380	361	741
Mean (SD)	167.61 (10.00)	166.88 (10.29)	167.25 (10.14)
Median	167,1	166	167
25% and 75%-ile	160.00 - 174.20	160.00 - 174.00	160.00 - 174.00
Min - Max	144.3 - 200.0	141.3 - 200.0	141.3 - 200.0
ECOG Performance Status at Baseline			
n	381	364	745
0	152 (39.9%)	146 (40.1%)	298 (40.0%)
1	170 (44.6%)	161 (44.2%)	331 (44.4%)
2	59 (15.5%)	55 (15.1%)	114 (15.3%)
Missing	0	2 (0.5%)	2 (0.3%)
Ann Arbor Stage			
n	381	364	745
I	2 (0.5%)	11 (3.0%)	13 (1.7%)
II	44 (11.5%)	35 (9.6%)	79 (10.6%)
III	113 (29.7%)	99 (27.2%)	212 (28.5%)
IV	222 (58.3%)	219 (60.2%)	441 (59.2%)
Stratification - IPI Score (IxRS)			
n	381	364	745
IPI 2	150 (39.4%)	150 (41.2%)	300 (40.3%)
IPI 3-5	231 (60.6%)	214 (58.8%)	445 (59.7%)
IPI at Screening (eCRF)			
n	381	364	745
1	1 (0.3%)	0	1 (0.1%)
2	147 (38.6%)	147 (40.4%)	294 (39.5%)

3	156 (40.9%)	130 (35.7%)	286 (38.4%)
4	61 (16.0%)	73 (20.1%)	134 (18.0%)
5	16 (4.2%)	14 (3.8%)	30 (4.0%)
Stratification - Bulky Disease (IxRS)			
n	381	364	745
ABSENT	237 (62.2%)	238 (65.4%)	475 (63.8%)
PRESENT	144 (37.8%)	126 (34.6%)	270 (36.2%)
Baseline Bulky Disease (eCRF)			
n	381	364	745
Present	144 (37.8%)	134 (36.8%)	278 (37.3%)
Absent	237 (62.2%)	230 (63.2%)	467 (62.7%)
Stratification - Geographic Region (IxRS)			
n	381	364	745
Western Europe/United States/Canada/Australia	229 (60.1%)	221 (60.7%)	450 (60.4%)
Asia	114 (29.9%)	101 (27.7%)	215 (28.9%)
Rest of World	38 (10.0%)	42 (11.5%)	80 (10.7%)
Baseline LDH			
n	381	364	745
<= 1xULN	139 (36.5%)	138 (37.9%)	277 (37.2%)
> 1xULN	239 (62.7%)	226 (62.1%)	465 (62.4%)
Missing	3 (0.8%)	0	3 (0.4%)
Bone Marrow Involvement at Diagnosis			
n	381	364	745
INDETERMINATE	10 (2.6%)	6 (1.6%)	16 (2.1%)
NEGATIVE	301 (79.0%)	299 (82.1%)	600 (80.5%)
POSITIVE	65 (17.1%)	56 (15.4%)	121 (16.2%)
Missing	5 (1.3%)	3 (0.8%)	8 (1.1%)
No. of Extranodal Sites			
n	381	364	745
0-1	204 (53.5%)	196 (53.8%)	400 (53.7%)
>=2	177 (46.5%)	168 (46.2%)	345 (46.3%)
Time from Diagnosis to Study Dose			
n	381	364	745
Mean (SD)	28.70 (20.79)	32.41 (38.37)	30.52 (30.70)

Median	25	27	26
25% and 75%-ile	15.00 - 36.00	16.50 - 40.00	15.00 - 38.00
Min - Max	1.0 - 181.0	1.0 - 621.0	1.0 - 621.0
<= 30 days	238 (62.5%)	226 (62.1%)	464 (62.3%)
> 30 days	143 (37.5%)	138 (37.9%)	281 (37.7%)
NHL Histologic Diagnosis (eCRF)			
n	381	364	745
DLBCL NOS, ABC, GCB	329 (86.4%)	307 (84.3%)	636 (85.4%)
HGBL, NOS, DHL/THL	33 (8.7%)	36 (9.9%)	69 (9.3%)
Other Large B-cell	19 (5.0%)	21 (5.8%)	40 (5.4%)
COO (Central Review)			
n	381	364	745
ABC	115 (30.2%)	112 (30.8%)	227 (30.5%)
GCB	136 (35.7%)	134 (36.8%)	270 (36.2%)
UNCLASSIFIED	41 (10.8%)	46 (12.6%)	87 (11.7%)
UNKNOWN	89 (23.4%)	72 (19.8%)	161 (21.6%)
Double-Expressor Lymphoma by IHC (Central Review)			
n	381	364	745
DEL	114 (29.9%)	123 (33.8%)	237 (31.8%)
NON DEL	195 (51.2%)	179 (49.2%)	374 (50.2%)
UNKNOWN	72 (18.9%)	62 (17.0%)	134 (18.0%)
Double/Triple-Hit Lymphoma (Central Review)			
n	381	364	745
DH/TH+	18 (4.7%)	16 (4.4%)	34 (4.6%)
DH/TH-	261 (68.5%)	263 (72.3%)	524 (70.3%)
UNKNOWN	102 (26.8%)	85 (23.4%)	187 (25.1%)

Clinical cut-off: 15JUN2022

Program: root/clinical_studies/RO5541077/CDPT7884/GO39942/data_analysis/ACE_FINAL_OS/prod/program/t_dm.sas
Output: root/clinical_studies/RO5541077/CDPT7884/GO39942/data_analysis/ACE_FINAL_OS/prod/output/t_dm_CREOT_IT_POOLED_15JUN2022_39942.xls
02NOV2023 7:24

POPULATION: Global and China Extension Population, Intent-To-Treat Population
ENDPOINT: --
MODEL: descriptive
STUDY: GO39942
Randomization Stratification Factors per Arm

Stratification Factor: Bulky disease

	Polatuzumab Vedotin + R-CHP (N=500)			R-CHOP (N=500)		
	eCRF data			eCRF data		
	Absent	Present	Total	Absent	Present	Total
IxRS data						
Absent	282 (56.4%)	8 (1.6%)	290 (58.0%)	279 (55.8%)	11 (2.2%)	290 (58.0%)
Present	7 (1.4%)	203 (40.6%)	210 (42.0%)	3 (0.6%)	207 (41.4%)	210 (42.0%)
Total	289 (57.8%)	211 (42.2%)	500 (100%)	282 (56.4%)	218 (43.6%)	500 (100%)

Percentages are based on N in the column headings.
Clinical cut-off: 15JUN2022

Program: root/clinical_studies/RO5541077/CDPT7884/GO39942/data_analysis/ACE_FINAL_OS/prod/program/t_dm_stratconc.sas
Output: root/clinical_studies/RO5541077/CDPT7884/GO39942/data_analysis/ACE_FINAL_OS/prod/output/t_dm_stratconc_IT_POOLED_15JUN2022_39942.xls
09FEB2023 10:04

POPLATION: Global and China Extension Population, Intent-To-Treat Population
ENDPOINT: --
MODEL: descriptive
STUDY: GO39942
Randomization Stratification Factors per Arm

Stratification Factor: Geographical region

	Polatuzumab Vedotin + R-CHP (N=500)				R-CHOP (N=500)			
	eCRF data				eCRF data			
	Asia	Rest of World	Western Europe/United States/Canada/Australia	Total	Asia	Rest of World	Western Europe/United States/Canada/Australia	Total
IxRS data								
Asia	141 (28.2%)	0	0	141 (28.2%)	140 (28.0%)	0	0	140 (28.0%)
Rest of World	0	57 (11.4%)	0	57 (11.4%)	0	59 (11.8%)	0	59 (11.8%)
Western Europe/United States/Canada/Australia	0	0	302 (60.4%)	302 (60.4%)	0	0	301 (60.2%)	301 (60.2%)
Total	141 (28.2%)	57 (11.4%)	302 (60.4%)	500 (100%)	140 (28.0%)	59 (11.8%)	301 (60.2%)	500 (100%)

Percentages are based on N in the column headings.
Clinical cut-off: 15JUN2022

Program: root/clinical_studies/RO5541077/CDPT7884/GO39942/data_analysis/ACE_FINAL_OS/prod/program/t_dm_stratconc.sas
Output: root/clinical_studies/RO5541077/CDPT7884/GO39942/data_analysis/ACE_FINAL_OS/prod/output/t_dm_stratconc_IT_POOLED_15JUN2022_39942.xls
09FEB2023 10:04

POPULATION: Global and China Extension Population, Intent-To-Treat Population
ENDPOINT: --
MODEL: descriptive
STUDY: GO39942
Randomization Stratification Factors per Arm

Stratification Factor: IPI score

	Polatuzumab Vedotin + R-CHP (N=500)						R-CHOP (N=500)				
	eCRF data						eCRF data				
	1	2	3	4	5	Total	2	3	4	5	Total
IxRS data											
2	1 (0.2%)	181 (36.2%)	7 (1.4%)	1 (0.2%)	0	190 (38.0%)	184 (36.8%)	6 (1.2%)	1 (0.2%)	0	191 (38.2%)
3-5	0	6 (1.2%)	192 (38.4%)	86 (17.2%)	26 (5.2%)	310 (62.0%)	3 (0.6%)	180 (36.0%)	101 (20.2%)	25 (5.0%)	309 (61.8%)
Total	1 (0.2%)	187 (37.4%)	199 (39.8%)	87 (17.4%)	26 (5.2%)	500 (100%)	187 (37.4%)	186 (37.2%)	102 (20.4%)	25 (5.0%)	500 (100%)

Percentages are based on N in the column headings.
Clinical cut-off: 15JUN2022

Program: root/clinical_studies/RO5541077/CDPT7884/GO39942/data_analysis/ACE_FINAL_OS/prod/program/t_dm_stratconc.sas
Output: root/clinical_studies/RO5541077/CDPT7884/GO39942/data_analysis/ACE_FINAL_OS/prod/output/t_dm_stratconc_IT_POOLED_15JUN2022_39942.xls
09FEB2023 10:04

POPULATION: Global and China Extension Population, Intent-To-Treat Population
ENDPOINT: --
MODEL: descriptive
STUDY: GO39942
Disposition of Patients per Arm

	Polatuzumab Vedotin + R-CHP (N=500)	R-CHOP (N=500)	Total (N=1000)
End of treatment status			
Completed	439 (87.8%)	428 (85.6%)	867 (86.7%)
Discontinued	57 (11.4%)	69 (13.8%)	126 (12.6%)
Never Treated	4 (0.8%)	3 (0.6%)	7 (0.7%)
Reason for treatment discontinuation			
n	57	69	126
Adverse event	12 (2.4%)	19 (3.8%)	31 (3.1%)
Death	12 (2.4%)	4 (0.8%)	16 (1.6%)
Other	2 (0.4%)	3 (0.6%)	5 (0.5%)
Physician decision	12 (2.4%)	15 (3.0%)	27 (2.7%)
Progressive disease	12 (2.4%)	18 (3.6%)	30 (3.0%)
Withdrawal by subject	7 (1.4%)	10 (2.0%)	17 (1.7%)
End of study status			
Discontinued	88 (17.6%)	100 (20.0%)	188 (18.8%)
Ongoing	412 (82.4%)	400 (80.0%)	812 (81.2%)
Reason for study discontinuation			
n	88	100	188
Death	68 (13.6%)	79 (15.8%)	147 (14.7%)
Lost to follow-up	4 (0.8%)	3 (0.6%)	7 (0.7%)
Other	1 (0.2%)	0	1 (0.1%)
Physician decision	3 (0.6%)	4 (0.8%)	7 (0.7%)
Withdrawal by subject	12 (2.4%)	14 (2.8%)	26 (2.6%)

Clinical cut-off: 15JUN2022

```
Program: root/clinical_studies/RO5541077/CDPT7884/GO39942/data_analysis/ACE_FINAL_OS/prod/program/t_ds.sas
Output: root/clinical_studies/RO5541077/CDPT7884/GO39942/data_analysis/ACE_FINAL_OS/prod/output/t_ds_IT_POOLED_15JUN2022_39942.xls
09FEB2023 10:05
```

POPULATION: Global and China Extension Population, Intent-To-Treat Population
ENDPOINT: --
MODEL: descriptive
STUDY: GO39942
Number of Centers/Countries/Geographical Regions with <10, >=10 Patients per Arm

	Center				Country				Geographical region			
	n	%	n of patients randomized	% randomized patients	n	%	n of patients randomized	% randomized patients	n	%	n of patients randomized	% randomized patients
Overall	215	100.0	1000	100.0	22	100.0	1000	100.0	3	100.0	1000	100.0
with <10 patients per arm	211	98.1	904	90.4	10	45.5	90	9.0	0	NE	NE	NE
with >=10 patients per arm	4	1.9	96	9.6	12	54.5	910	91.0	3	100.0	1000	100.0

'<10 patients' category if at least one treatment arm has <10 patients; '>=10 patients' category if all treatment arms have >=10 patients.
Geographical regions: Western Europe/United States/Canada/Australia, Asia, Rest of World.
'n': Number of centers/countries/regions; "%": Percent of centers/countries/regions compared to overall number of centers/countries/regions
'n of patients randomized': Number of patients randomized in the corresponding category (e.g. Number of patients randomized in centers with <10 pts per arm)
'% randomized patients': Percent of randomized patients compared to overall number of randomized patients (e.g. % of randomized patients in centers with <10 patients per arm compared to overall number of randomized patients)
Clinical cut-off: 15JUN2022

Program: root/clinical_studies/RO5541077/CDPT7884/GO39942/data_analysis/ACE_FINAL_OS/prod/program/t_center.sas
Output: root/clinical_studies/RO5541077/CDPT7884/GO39942/data_analysis/ACE_FINAL_OS/prod/output/t_center_IT_POOLED_15JUN2022_39942.xls
09FEB2023 10:02

POPULATION: Global and China Extension Population, Safety-Evaluable Population
ENDPOINT: --
MODEL: descriptive
STUDY: GO39942
Deaths and Primary Reason for Death

	Polatuzumab Vedotin + R-CHP (N=495)		R-CHOP (N=498)	
	n	%	n	%
All Deaths	69	13.9	81	16.3
Adverse event	14	2.8	11	2.2
Progressive disease	37	7.5	44	8.8
Other	18	3.6	26	5.2

Clinical cut-off: 15JUN2022

Program: root/clinical_studies/RO5541077/CDPT7884/GO39942/data_analysis/ACE_FINAL_OS/prod/program/t_death.sas
Output: root/clinical_studies/RO5541077/CDPT7884/GO39942/data_analysis/ACE_FINAL_OS/prod/output/t_death_SE_POOLED_15JUN2022_39942.xls
09FEB2023 10:06

POPULATION: Global and China Extension Population, Intent-To-Treat Population
STUDY: GO39942
Summary of New Anti-Lymphoma Therapy

	Polatuzumab Vedotin + R-CHP (N=500)	R-CHOP (N=500)	Total (N=1000)
Total number of patients with at least one NALT treatment	128 (25.6%)	170 (34.0%)	298 (29.8%)
Total number of NALT treatments	232	356	588
Total number of patients with at least one NALT treatment before PFS event	11 (2.2%)	21 (4.2%)	32 (3.2%)
Total number of patients with at least one NALT treatment after PFS event	81 (16.2%)	114 (22.8%)	195 (19.5%)
Total number of patients with at least one NALT treatment and without PFS event	39 (7.8%)	42 (8.4%)	81 (8.1%)
Radiotherapy			
Total number of patients with at least one treatment	49 (9.8%)	67 (13.4%)	116 (11.6%)
Total number of treatments	53	84	137
Total number of patients with pre-planned treatment	13 (2.6%)	19 (3.8%)	32 (3.2%)
Total number of patients with unplanned treatment	36 (7.2%)	48 (9.6%)	84 (8.4%)
Systemic therapy			
Total number of patients with at least one treatment	98 (19.6%)	135 (27.0%)	233 (23.3%)
Total number of treatments	181	272	453

Total number of patients received stem cell transplants	20 (4.0%)	34 (6.8%)	54 (5.4%)
Autologous transplant	20 (4.0%)	31 (6.2%)	51 (5.1%)
Allogeneic transplant	0	3 (0.6%)	3 (0.3%)
Total number of patients received CAR-T	11 (2.2%)	18 (3.6%)	29 (2.9%)
Total number of patients received platinum-based therapy	45 (9.0%)	69 (13.8%)	114 (11.4%)

NALT includes pre-planned radiotherapy.
Platinum-based therapy refers to regimens that are typically intended to proceed to consolidative transplant or cellular therapies (PBT includes R-GDP, R-ICE, R-DHAP, R-ESHAP and similar permutations).
Clinical cut-off: 15JUN2022

Program: root/clinical_studies/RO5541077/CDPT7884/GO39942/data_analysis/ACE_FINAL_OS/prod/program/t_nalt.sas
Output: root/clinical_studies/RO5541077/CDPT7884/GO39942/data_analysis/ACE_FINAL_OS/prod/output/t_nalt_IT_POOLED_15JUN2022_39942.xls
10MAR2023 17:00

POPULATION: Global and China Extension Population, Intent-To-Treat Population
ENDPOINT: Overall Survival
MODEL: Unstratified analysis
STUDY: GO39942
Duration of Follow-up by Endpoint and Arm

	Polatuzumab Vedotin + R-CHP (N=500)	R-CHOP (N=500)	Total (N=1000)
Patients with event (%)	431 (86.2%)	423 (84.6%)	854 (85.4%)
Latest contributing event			
Alive	431	423	854
Patients without event (%)	69 (13.8%)	77 (15.4%)	146 (14.6%)
Time to event (months)			
Median	39.2	38.7	39
95% CI	(38.6, 39.6)	(38.3, 39.4)	(38.5, 39.4)
25% and 75%-ile	36.3 - 42.6	36.2 - 42.6	36.2 - 42.6
Range	0 - 54	0 - 54	0 - 54

* Censored observation.
Summaries of Duration of Follow-up (median, percentiles) are based on reverse Kaplan-Meier estimates.
95% CI for median was computed using the method of Brookmeyer and Crowley.
Clinical cut-off: 15JUN2022

Program: root/clinical_studies/RO5541077/CDPT7884/GO39942/data_analysis/ACE_FINAL_OS/prod/program/t_fu.sas
Output: root/clinical_studies/RO5541077/CDPT7884/GO39942/data_analysis/ACE_FINAL_OS/prod/output/t_fu_OSDFU_IT_POOLED_15JUN2022_39942.xls
09FEB2023 10:09

POPULATION: Global and China Extension Population, Intent-To-Treat Population

ENDPOINT: Progression-Free Survival (PFS - INV)

MODEL: Unstratified analysis

STUDY: GO39942

Duration of Follow-up by Endpoint and Arm

	Polatuzumab Vedotin + R-CHP (N=500)	R-CHOP (N=500)	Total (N=1000)
Patients with event (%)	367 (73.4%)	337 (67.4%)	704 (70.4%)
Latest contributing event			
Last Tumor Assessment	363	329	692
Randomization	4	8	12
Patients without event (%)	133 (26.6%)	163 (32.6%)	296 (29.6%)
Time to event (months)			
Median	30.7	30.6	30.7
95% CI	(30.5, 30.9)	(30.4, 30.8)	(30.5, 30.8)
25% and 75%-ile	29.3 - 41.1	29.7 - 40.1	29.6 - 40.7
Range	0 - 46	0 - 54	0 - 54

* Censored observation.

Summaries of Duration of Follow-up (median, percentiles) are based on reverse Kaplan-Meier estimates.

95% CI for median was computed using the method of Brookmeyer and Crowley.

Clinical cut-off: 15JUN2022

Program: root/clinical_studies/RO5541077/CDPT7884/GO39942/data_analysis/ACE_FINAL_OS/prod/program/t_fu.sas

Output: root/clinical_studies/RO5541077/CDPT7884/GO39942/data_analysis/ACE_FINAL_OS/prod/output/t_fu_PFSDFU_IT_POOLED_15JUN2022_39942.xls

09FEB2023 10:08

POPULATION: Global and China Extension Population, Intent-To-Treat Population
ENDPOINT: PRO
MODEL: Unstratified analysis
STUDY: GO39942
Duration of Follow-up by Endpoint and Arm

	Polatuzumab Vedotin + R-CHP (N=500)	R-CHOP (N=500)	Total (N=1000)
PRO Duration of Follow-up (months)			
n	494	495	989
Median	30	29.1	29.8
95% CI for Median	(29.3, 30.3)	(25.1, 29.9)	(29.0, 30.0)
25% and 75%-ile	13.3 - 31.7	9.2 - 31.0	12.3 - 31.3
Min - Max	0 - 44	0 - 54	0 - 54

Duration of Follow-up is calculated as:
Date of last PRO assessment that the patient attended - Date of Randomization + 1.
Clinical cut-off: 15JUN2022

Program: root/clinical_studies/RO5541077/CDPT7884/GO39942/data_analysis/ACE_FINAL_OS/prod/program/t_fu.sas
Output: root/clinical_studies/RO5541077/CDPT7884/GO39942/data_analysis/ACE_FINAL_OS/prod/output/t_fu_PRODFU_IT_POOLED_15JUN2022_39942.xls
09FEB2023 10:11

POPULATION: Global and China Extension Population, Safety-Evaluable Population
ENDPOINT: First AE
MODEL: Unstratified analysis
STUDY: GO39942
Duration of Follow-up by Endpoint and Arm

	Polatuzumab Vedotin + R-CHP (N=495)	R-CHOP (N=498)	Total (N=993)
Patients with event (%)	10 (2.0%)	7 (1.4%)	17 (1.7%)
Latest contributing event			
LAST DOSE OF STUDY TREATMENT + 90 DAYS	10	4	14
NALT	0	3	3
Patients without event (%)	485 (98.0%)	491 (98.6%)	976 (98.3%)
Time to event (months)			
Median	7.8	7.8	7.8
95% CI	(7.8, 7.9)	(7.2, 7.8)	NE
25% and 75%-ile	7.8 - 7.9	7.2 - 7.8	7.8 - 7.9
Range	0* - 8	0* - 8	0* - 8

* Censored observation.
Summaries of Duration of Follow-up (median, percentiles) are based on reverse Kaplan-Meier estimates.
95% CI for median was computed using the method of Brookmeyer and Crowley.
Clinical cut-off: 15JUN2022

Program: root/clinical_studies/RO5541077/CDPT7884/GO39942/data_analysis/ACE_FINAL_OS/prod/program/t_fu.sas
Output: root/clinical_studies/RO5541077/CDPT7884/GO39942/data_analysis/ACE_FINAL_OS/prod/output/t_fu_SAFFDFU_SE_POOLED_15JUN2022_39942.xls
09FEB2023 10:12

POPULATION: Global and China Extension Population, Safety-Evaluable Population
STUDY: GO39942
Summary of Study Drug Exposure

Cyclophosphamide

	Polatuzumab Vedotin + R-CHP (N=495)	R-CHOP (N=498)	Total (N=993)
Treatment duration (months)			
n	495	496	991
Mean (SD)	3.5 (0.6)	3.4 (0.7)	3.4 (0.7)
Median	3.5	3.5	3.5
25%-ile	3.5	3.4	3.4
75%-ile	3.6	3.5	3.6
Min - Max	0.0 - 5.5	0.0 - 8.0	0.0 - 8.0
Treatment duration (days)			
n	495	496	991
0 - 90	30 (6.1%)	38 (7.7%)	68 (6.9%)
91 - 180	465 (93.9%)	457 (92.1%)	922 (93.0%)
181 - 365	0	1 (0.2%)	1 (0.1%)
Number of Cycles Received			
n	495	496	991
Mean (SD)	5.8 (0.8)	5.7 (0.9)	5.8 (0.9)
Median	6	6	6
25%-ile	6	6	6
75%-ile	6	6	6
Min - Max	1.0 - 6.0	1.0 - 6.0	1.0 - 6.0
1-5	34 (6.9%)	43 (8.7%)	77 (7.8%)
6	461 (93.1%)	453 (91.3%)	914 (92.2%)

Relative Dose intensity (%)			
n	491	493	984
Mean (SD)	98.5 (4.0)	98.6 (4.3)	98.5 (4.1)
Median	100	100	100
25%-ile	98.2	98.2	98.2
75%-ile	100	100	100
Min - Max	63.8 - 105.9	65.4 - 108.7	63.8 - 108.7
Total cumulative dose			
n	495	496	991
Mean (SD)	7907.2 (1509.2)	7802.9 (1677.5)	7855.0 (1595.7)
Median	8010	8010	8010
25%-ile	7158	7200	7170
75%-ile	8900	8777.8	8820
Min - Max	1200.0 - 14198.0	750.0 - 14185.0	750.0 - 14198.0

Clinical cut-off: 15JUN2022

Program: root/clinical_studies/RO5541077/CDPT7884/GO39942/data_analysis/ACE_FINAL_OS/prod/program/t_ex.sas
Output: ..541077/CDPT7884/GO39942/data_analysis/ACE_FINAL_OS/prod/output/t_ex_SE_POOLED_15JUN2022_39942.xls
17MAY2023 18:45

POPULATION: Global and China Extension Population, Safety-Evaluable Population
STUDY: GO39942
Summary of Study Drug Exposure

Doxorubicin

	Polatuzumab Vedotin + R-CHP (N=495)	R-CHOP (N=498)	Total (N=993)
Treatment duration (months)			
n	495	496	991
Mean (SD)	3.5 (0.6)	3.4 (0.7)	3.4 (0.7)
Median	3.5	3.5	3.5
25%-ile	3.5	3.4	3.4
75%-ile	3.6	3.5	3.6
Min - Max	0.0 - 5.5	0.0 - 8.0	0.0 - 8.0
Treatment duration (days)			
n	495	496	991
0 - 90	30 (6.1%)	38 (7.7%)	68 (6.9%)
91 - 180	465 (93.9%)	457 (92.1%)	922 (93.0%)
181 - 365	0	1 (0.2%)	1 (0.1%)
Number of Cycles Received			
n	495	496	991
Mean (SD)	5.8 (0.8)	5.7 (0.9)	5.8 (0.9)
Median	6	6	6
25%-ile	6	6	6
75%-ile	6	6	6
Min - Max	1.0 - 6.0	1.0 - 6.0	1.0 - 6.0
1-5	34 (6.9%)	43 (8.7%)	77 (7.8%)
6	461 (93.1%)	453 (91.3%)	914 (92.2%)

Relative Dose intensity (%)			
n	491	493	984
Mean (SD)	98.5 (3.9)	98.6 (4.4)	98.6 (4.2)
Median	100	100	100
25%-ile	98.4	98.4	98.4
75%-ile	100	100.4	100.1
Min - Max	65.0 - 105.9	64.4 - 108.7	64.4 - 108.7
Total cumulative dose			
n	495	496	991
Mean (SD)	527.4 (100.6)	520.5 (112.5)	523.9 (106.7)
Median	537	536	536
25%-ile	479.5	480	480
75%-ile	590.5	585	588
Min - Max	80.0 - 947.0	66.0 - 948.0	66.0 - 948.0

Clinical cut-off: 15JUN2022

Program: root/clinical_studies/RO5541077/CDPT7884/GO39942/data_analysis/ACE_FINAL_OS/prod/program/t_ex.sas
Output: ..541077/CDPT7884/GO39942/data_analysis/ACE_FINAL_OS/prod/output/t_ex_SE_POOLED_15JUN2022_39942.xls
17MAY2023 18:45

POPULATION: Global and China Extension Population, Safety-Evaluable Population
STUDY: GO39942
Summary of Study Drug Exposure

Polatuzumab Vedotin

	Polatuzumab Vedotin + R-CHP (N=495)	Total (N=993)
Treatment duration (months)		
n	495	495
Mean (SD)	3.4 (0.6)	3.4 (0.6)
Median	3.5	3.5
25%-ile	3.4	3.4
75%-ile	3.6	3.6
Min - Max	0.0 - 5.5	0.0 - 5.5
Treatment duration (days)		
n	495	495
0 - 90	36 (7.3%)	36 (7.3%)
91 - 180	459 (92.7%)	459 (92.7%)
Number of Cycles Received		
n	495	495
Mean (SD)	5.8 (0.8)	5.8 (0.8)
Median	6	6
25%-ile	6	6
75%-ile	6	6
Min - Max	1.0 - 6.0	1.0 - 6.0
1-5	41 (8.3%)	41 (8.3%)
6	454 (91.7%)	454 (91.7%)

Relative Dose intensity (%)		
n	492	492
Mean (SD)	98.3 (5.0)	98.3 (5.0)
Median	99.9	99.9
25%-ile	97.8	97.8
75%-ile	100.1	100.1
Min - Max	64.4 - 111.2	64.4 - 111.2
Total cumulative dose		
n	495	495
Mean (SD)	760.3 (222.9)	760.3 (222.9)
Median	744	744
25%-ile	612	612
75%-ile	886	886
Min - Max	102.0 - 2125.0	102.0 - 2125.0

Clinical cut-off: 15JUN2022

Program: root/clinical_studies/RO5541077/CDPT7884/GO39942/data_analysis/ACE_FINAL_OS/prod/program/t_ex.sas
Output: ..541077/CDPT7884/GO39942/data_analysis/ACE_FINAL_OS/prod/output/t_ex_SE_POOLED_15JUN2022_39942.xls
17MAY2023 18:45

POPULATION: Global and China Extension Population, Safety-Evaluable Population
STUDY: GO39942
Summary of Study Drug Exposure

Prednisone/Prednisolone/Methylprednisolone

	Polatuzumab Vedotin + R-CHP (N=495)	R-CHOP (N=498)	Total (N=993)
Treatment duration (months)			
n	495	498	993
Mean (SD)	3.6 (0.6)	3.5 (0.7)	3.6 (0.7)
Median	3.6	3.6	3.6
25%-ile	3.6	3.6	3.6
75%-ile	3.7	3.7	3.7
Min - Max	0.2 - 5.6	0.0 - 6.5	0.0 - 6.5
Treatment duration (days)			
n	495	498	993
0 - 90	30 (6.1%)	40 (8.0%)	70 (7.0%)
91 - 180	465 (93.9%)	457 (91.8%)	922 (92.8%)
181 - 365	0	1 (0.2%)	1 (0.1%)
Number of Cycles Received			
n	495	498	993
Mean (SD)	5.8 (0.8)	5.7 (1.0)	5.8 (0.9)
Median	6	6	6
25%-ile	6	6	6
75%-ile	6	6	6
Min - Max	1.0 - 6.0	1.0 - 6.0	1.0 - 6.0
1-5	33 (6.7%)	49 (9.8%)	82 (8.3%)
6	462 (93.3%)	449 (90.2%)	911 (91.7%)

Relative Dose intensity (%)			
n	495	498	993
Mean (SD)	98.5 (7.3)	98.5 (7.8)	98.5 (7.5)
Median	100	100	100
25%-ile	100	100	100
75%-ile	100	100	100
Min - Max	26.0 - 126.7	20.0 - 123.3	20.0 - 126.7
Total cumulative dose			
n	495	498	993
Mean (SD)	2870.3 (435.3)	2829.4 (518.3)	2849.8 (478.9)
Median	3000	3000	3000
25%-ile	3000	3000	3000
75%-ile	3000	3000	3000
Min - Max	500.0 - 3800.0	100.0 - 3700.0	100.0 - 3800.0

Clinical cut-off: 15JUN2022

Program: root/clinical_studies/RO5541077/CDPT7884/GO39942/data_analysis/ACE_FINAL_OS/prod/program/t_ex.sas
Output: ..541077/CDPT7884/GO39942/data_analysis/ACE_FINAL_OS/prod/output/t_ex_SE_POOLED_15JUN2022_39942.xls
17MAY2023 18:45

POPULATION: Global and China Extension Population, Safety-Evaluable Population

STUDY: GO39942

Summary of Study Drug Exposure

Rituximab

	Polatuzumab Vedotin + R-CHP (N=495)	R-CHOP (N=498)	Total (N=993)
Treatment duration (months)			
n	495	498	993
Mean (SD)	4.8 (0.9)	4.6 (1.2)	4.7 (1.1)
Median	4.9	4.9	4.9
25%-ile	4.9	4.9	4.9
75%-ile	5.1	5.1	5.1
Min - Max	0.0 - 8.0	0.0 - 10.9	0.0 - 10.9
Treatment duration (days)			
n	495	498	993
0 - 90	32 (6.5%)	43 (8.6%)	75 (7.6%)
91 - 180	455 (91.9%)	445 (89.4%)	900 (90.6%)
181 - 365	8 (1.6%)	10 (2.0%)	18 (1.8%)
Number of Cycles Received			
n	495	498	993
Mean (SD)	7.6 (1.3)	7.5 (1.5)	7.5 (1.4)
Median	8	8	8
25%-ile	8	8	8
75%-ile	8	8	8
Min - Max	1.0 - 8.0	1.0 - 8.0	1.0 - 8.0
1-5	36 (7.3%)	47 (9.4%)	83 (8.4%)
6	9 (1.8%)	16 (3.2%)	25 (2.5%)

7	11 (2.2%)	5 (1.0%)	16 (1.6%)
8	439 (88.7%)	430 (86.3%)	869 (87.5%)
Relative Dose intensity (%)			
n	491	495	986
Mean (SD)	99.1 (3.1)	99.2 (2.6)	99.1 (2.9)
Median	100	100	100
25%-ile	98.6	98.8	98.7
75%-ile	100.1	100.1	100.1
Min - Max	63.8 - 116.0	83.7 - 108.0	63.8 - 116.0
Total cumulative dose			
n	495	498	993
Mean (SD)	5195.0 (1123.7)	5093.4 (1256.2)	5144.1 (1192.5)
Median	5295	5280	5288
25%-ile	4683.8	4680	4680
75%-ile	5909	5810	5849
Min - Max	600.0 - 9318.0	570.0 - 9452.0	570.0 - 9452.0

Clinical cut-off: 15JUN2022

Program: root/clinical_studies/RO5541077/CDPT7884/GO39942/data_analysis/ACE_FINAL_OS/prod/program/t_ex.sas
Output: ..541077/CDPT7884/GO39942/data_analysis/ACE_FINAL_OS/prod/output/t_ex_SE_POOLED_15JUN2022_39942.xls
17MAY2023 18:45

POPULATION: Global and China Extension Population, Safety-Evaluable Population
STUDY: GO39942
Summary of Study Drug Exposure

Vincristine

	R-CHOP (N=498)	Total (N=993)
Treatment duration (months)		
n	496	496
Mean (SD)	3.4 (0.7)	3.4 (0.7)
Median	3.5	3.5
25%-ile	3.4	3.4
75%-ile	3.5	3.5
Min - Max	0.0 - 8.0	0.0 - 8.0
Treatment duration (days)		
n	496	496
0 - 90	49 (9.9%)	49 (9.9%)
91 - 180	446 (89.9%)	446 (89.9%)
181 - 365	1 (0.2%)	1 (0.2%)
Number of Cycles Received		
n	496	496
Mean (SD)	5.7 (1.0)	5.7 (1.0)
Median	6	6
25%-ile	6	6
75%-ile	6	6
Min - Max	1.0 - 6.0	1.0 - 6.0
1-5	54 (10.9%)	54 (10.9%)
6	442 (89.1%)	442 (89.1%)

Relative Dose intensity (%)		
n	496	496
Mean (SD)	98.6 (4.9)	98.6 (4.9)
Median	100	100
25%-ile	100	100
75%-ile	100	100
Min - Max	62.5 - 104.3	62.5 - 104.3
Total cumulative dose		
n	496	496
Mean (SD)	11.2 (2.0)	11.2 (2.0)
Median	12	12
25%-ile	12	12
75%-ile	12	12
Min - Max	1.5 - 12.0	1.5 - 12.0

Clinical cut-off: 15JUN2022

Program: root/clinical_studies/RO5541077/CDPT7884/GO39942/data_analysis/ACE_FINAL_OS/prod/program/t_ex.sas
Output: ..541077/CDPT7884/GO39942/data_analysis/ACE_FINAL_OS/prod/output/t_ex_SE_POOLED_15JUN2022_39942.xls
17MAY2023 18:45

POPULATION: Global and China Extension Population, Safety-Evaluable Population
ENDPOINT: --
MODEL: descriptive
STUDY: GO39942
Number and Percentage of SAEs between randomization date and treatment start date

		Polatuzumab Vedotin + R-CHP (N=495)				R-CHOP (N=498)			
		All AEs		SAEs between randomization date and treatment start date		All AEs		SAEs between randomization date and treatment start date	
Name	Level	n	%	n	%	n	%	n	%
All	n/a	6530	100.0	0	0	6258	100.0	1	<0.1

Clinical cut-off: 15JUN2022

Program: root/clinical_studies/RO5541077/CDPT7884/GO39942/data_analysis/ACE_FINAL_OS/prod/program/t_ae_rndtrt1.sas
Output: root/clinical_studies/RO5541077/CDPT7884/GO39942/data_analysis/ACE_FINAL_OS/prod/output/t_ae_rndtrt1_SE_POOLED_15JUN2022_39942.xls
09FEB2023 10:07

POPULATION: Global and China Extension Population, Intent-To-Treat Population
ENDPOINT: Overall Survival
MODEL: Stratified Analysis by IPI score, Bulky disease, Geographical region
STUDY: GO39942
Time to Event Analysis (Efficacy)

		Polatuzumab Vedotin + R-CHP (N=500)														R-CHOP (N=500)														Polatuzumab Vedotin + R-CHP vs. R-CHOP					
		Patients		Patients with Event		Censored		Time to event						Patients		Patients with Event		Censored		Time to event						log-rank	Hazard Ratio				
Name	Level	n	%	n	%	n	%	Q1 (months)	95% Lower CL for Q1	95% Upper CL for Q1	Median (months)	95% Lower CL for Median	95% Upper CL for Median	n	%	n	%	n	%	Q1 (months)	95% Lower CL for Q1	95% Upper CL for Q1	Median (months)	95% Lower CL for Median	95% Upper CL for Median	p-value	Hazard Ratio	95% Lower CL	95% Upper CL		Convergence Status
All	n/a	500	100.0	69	13.8	431	86.2	NE	NE	NE	NE	NE	NE	500	100.0	77	15.4	423	84.6	NE	NE	NE	NE	NE	NE	0.4502	0.88	0.64	1.22		Convergence criterion (GCONV=1E-8) satisfied.

* indicates convergence problem. Result is uninterpretable.
Clinical cut-off: 15JUN2022

Program: root/clinical studies/RO5541077/CDPT7884/GO39942/data analysis/ACE BASE/prod/program/t eff tte.sas
Output: root/clinical_studies/RO5541077/CDPT7884/GO39942/data_analysis/ACE_FINAL_OS/prod/output/t_eff_tte_str_OS_IT_POOLED_15JUN2022_39942.xls
09FEB2023 20:02

POPULATION: Global and China Extension Population, Intent-To-Treat Population
ENDPOINT: Overall Survival
STUDY: GO39942

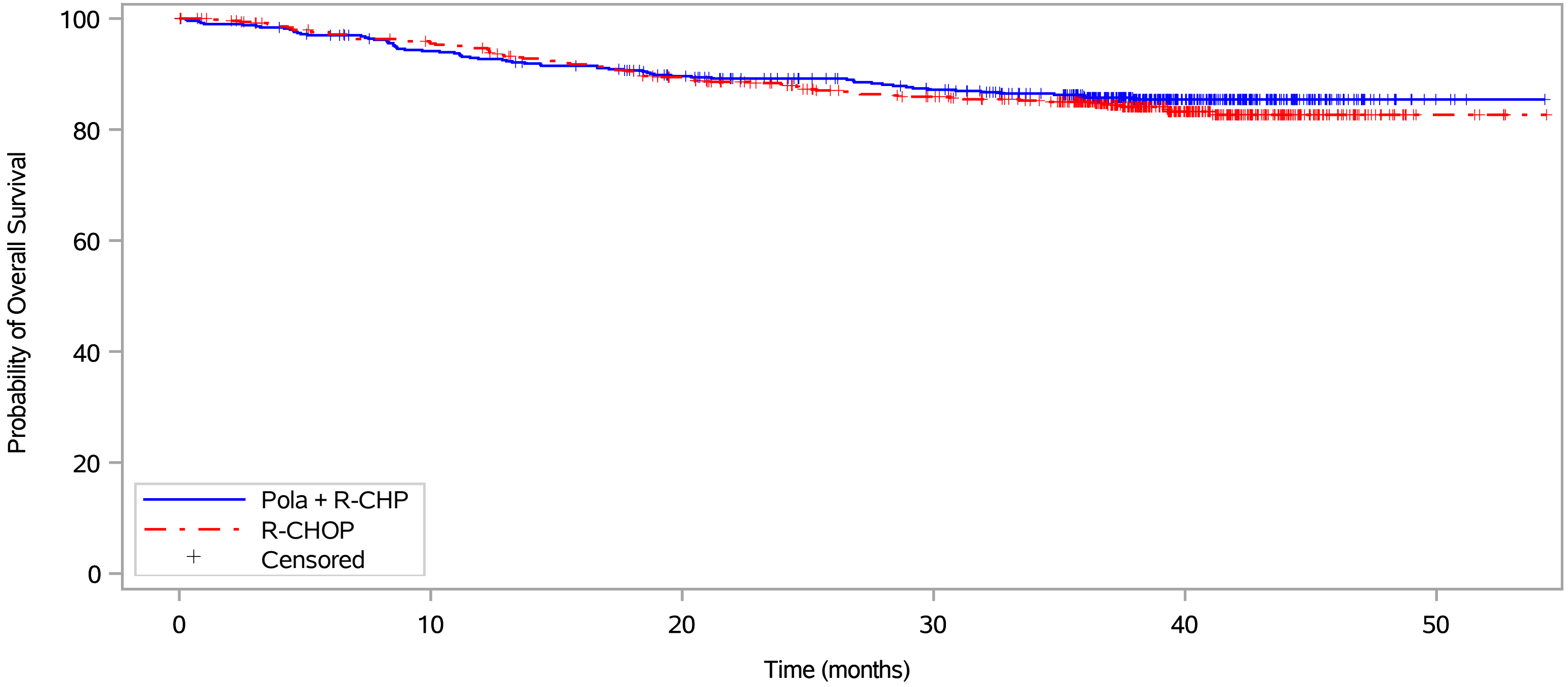

Patients at risk																			
Pola + R-CHP	500	492	481	463	455	447	438	420	408	396	387	369	338	218	129	53	13	2	1
R-CHOP	500	487	473	466	458	442	433	413	401	383	376	363	329	205	124	53	18	7	1
Patients censored																			
Pola + R-CHP	0	2	4	9	9	11	16	28	39	48	51	66	95	213	302	378	418	429	430
R-CHOP	0	9	13	15	16	21	21	32	42	53	57	68	100	221	299	370	405	416	422

Pola = Polatuzumab Vedotin.
Clinical cut-off: 15JUN2022

Program: ..al_studies/RO5541077/CDPT7884/GO39942/data_analysis/ACE_BASE/prod/program/g_km.sas
Output: ..O39942/data_analysis/ACE_FINAL_OS/prod/output/g_km_OS_IT_POOLED_15JUN2022_39942.pdf
10FEB2023 11:43

POPULATION: Global and China Extension Population, Intent-To-Treat Population
ENDPOINT: Overall Survival
MODEL: Unstratified Analysis
STUDY: GO39942
Time to Event Analysis by Subgroups (Efficacy)

		Polatuzumab Vedotin + R-CHP (N=500)												R-CHOP (N=500)												Polatuzumab Vedotin + R-CHP vs. R-CHOP						
		Patients		Patients with Event		Censored		Time to event						Patients		Patients with Event		Censored		Time to event						log-rank	Hazard Ratio					Interaction Test
Name	Level	n	%	n	%	n	%	Q1 (months)	95% Lower CL for Q1	95% Upper CL for Q1	Median (months)	95% Lower CL for Median	95% Upper CL for Median	n	%	n	%	n	%	Q1 (months)	95% Lower CL for Q1	95% Upper CL for Q1	Median (months)	95% Lower CL for Median	95% Upper CL for Median	p-value	Hazard Ratio	95% Lower CL	95% Upper CL		Convergence Status	p-value (likelihood ratio)
All	n/a	500	100.0	69	13.8	431	86.2	NE	NE	NE	NE	NE	NE	500	100.0	77	15.4	423	84.6	NE	NE	NE	NE	NE	NE	0.4526	0.88	0.64	1.22		Convergence criterion (GCONV=1E-8) satisfied.	
Sex	Male	268	53.6	45	16.8	223	83.2	NE	NE	NE	NE	NE	NE	270	54.0	50	18.5	220	81.5	NE	39.3	NE	NE	NE	NE	0.5570	0.89	0.59	1.33		Convergence criterion (GCONV=1E-8) satisfied.	0.9758
	Female	232	46.4	24	10.3	208	89.7	NE	NE	NE	NE	NE	NE	230	46.0	27	11.7	203	88.3	NE	NE	NE	NE	NE	NE	0.6314	0.87	0.50	1.52		Convergence criterion (GCONV=1E-8) satisfied.	
Age	<= 60	167	33.4	16	9.6	151	90.4	NE	NE	NE	NE	NE	NE	158	31.6	20	12.7	138	87.3	NE	NE	NE	NE	NE	NE	0.3957	0.75	0.39	1.45		Convergence criterion (GCONV=1E-8) satisfied.	0.5491
	> 60	333	66.6	53	15.9	280	84.1	NE	NE	NE	NE	NE	NE	342	68.4	57	16.7	285	83.3	NE	NE	NE	NE	NE	NE	0.7529	0.94	0.65	1.37		Convergence criterion (GCONV=1E-8) satisfied.	
Geographic region	Western Europe/United States/Canada/Australia	302	60.4	45	14.9	257	85.1	NE	NE	NE	NE	NE	NE	301	60.2	46	15.3	255	84.7	NE	NE	NE	NE	NE	NE	0.9600	0.99	0.66	1.49		Convergence criterion (GCONV=1E-8) satisfied.	0.5997
	Asia	141	28.2	14	9.9	127	90.1	NE	NE	NE	NE	NE	NE	140	28.0	20	14.3	120	85.7	NE	NE	NE	NE	NE	NE	0.2249	0.66	0.33	1.30		Convergence criterion (GCONV=1E-8) satisfied.	
	Rest of World	57	11.4	10	17.5	47	82.5	NE	28.9	NE	NE	NE	NE	59	11.8	11	18.6	48	81.4	NE	17.2	NE	NE	NE	NE	0.7370	0.86	0.37	2.03		Convergence criterion (GCONV=1E-8) satisfied.	
Race/ethnicity	White	235	47.0	37	15.7	198	84.3	NE	NE	NE	NE	NE	NE	236	47.2	33	14.0	203	86.0	NE	NE	NE	NE	NE	NE	0.6406	1.12	0.70	1.79		Convergence criterion (GCONV=1E-8) satisfied.	0.0256
	Black or African American	8	1.6	0	0.0	8	100.0	NE	NE	NE	NE	NE	NE	8	1.6	4	50.0	4	50.0	19.3	3.0	NE	NE	18.3	NE	0.0250	0.00	0.00	NE		Convergence criterion (GCONV=1E-8) satisfied.	
	Asian	145	29.0	14	9.7	131	90.3	NE	NE	NE	NE	NE	NE	145	29.0	21	14.5	124	85.5	NE	NE	NE	NE	NE	NE	0.1829	0.63	0.32	1.25		Convergence criterion (GCONV=1E-8) satisfied.	
	Other	7	1.4	2	28.6	5	71.4	31.9	18.9	NE	NE	31.9	NE	11	2.2	1	9.1	10	90.9	NE	12.9	NE	NE	NE	NE	0.3294	3.11	0.28	34.30		Convergence criterion (GCONV=1E-8) satisfied.	
	Unknown	105	21.0	16	15.2	89	84.8	NE	NE	NE	NE	NE	NE	100	20.0	18	18.0	82	82.0	NE	39.3	NE	NE	NE	NE	0.6898	0.87	0.44	1.71		Convergence criterion (GCONV=1E-8) satisfied.	
ECOG performance status	0-1	419	83.8	53	12.6	366	87.4	NE	NE	NE	NE	NE	NE	416	83.2	57	13.7	359	86.3	NE	NE	NE	NE	NE	NE	0.6306	0.91	0.63	1.33		Convergence criterion (GCONV=1E-8) satisfied.	0.6638
	2	81	16.2	16	19.8	65	80.2	NE	14.4	NE	NE	NE	NE	82	16.4	20	24.4	62	75.6	24.7	12.6	NE	NE	NE	NE	0.4485	0.78	0.40	1.50		Convergence criterion (GCONV=1E-8) satisfied.	
	Missing	0	0.0	0	0.0	0	0.0	NE	NE	NE	NE	NE	NE	2	0.4	0	0.0	2	100.0	NE	NE	NE	NE	NE	NE	NE	NE	NE	NE		Convergence criterion (GCONV=1E-8) satisfied.	
Cell of origin (determined by gene expression)	ABC	131	26.2	14	10.7	117	89.3	NE	NE	NE	NE	NE	NE	143	28.6	32	22.4	111	77.6	39.3	28.7	NE	NE	NE	NE	0.0131	0.46	0.25	0.86		Convergence criterion (GCONV=1E-8) satisfied.	0.0019
	GCB	193	38.6	27	14.0	166	86.0	NE	NE	NE	NE	NE	NE	187	37.4	25	13.4	162	86.6	NE	NE	NE	NE	NE	NE	0.8796	1.04	0.61	1.80		Convergence criterion (GCONV=1E-8) satisfied.	
	Unclassified	53	10.6	11	20.8	42	79.2	NE	26.8	NE	NE	NE	NE	60	12.0	3	5.0	57	95.0	NE	NE	NE	NE	NE	NE	0.0122	4.44	1.24	15.93		Convergence criterion (GCONV=1E-8) satisfied.	
	Unknown	123	24.6	17	13.8	106	86.2	NE	NE	NE	NE	NE	NE	110	22.0	17	15.5	93	84.5	NE	NE	NE	NE	NE	NE	0.6626	0.86	0.44	1.69		Convergence criterion (GCONV=1E-8) satisfied.	
IPI score at Screening	1-2	188	37.6	16	8.5	172	91.5	NE	NE	NE	NE	NE	NE	187	37.4	17	9.1	170	90.9	NE	NE	NE	NE	NE	NE	0.9002	0.96	0.48	1.89		Convergence criterion (GCONV=1E-8) satisfied.	0.3635
	3	199	39.8	24	12.1	175	87.9	NE	NE	NE	NE	NE	NE	186	37.2	32	17.2	154	82.8	NE	39.3	NE	NE	NE	NE	0.1338	0.67	0.39	1.14		Convergence criterion (GCONV=1E-8) satisfied.	
	4-5	113	22.6	29	25.7	84	74.3	32.7	26.5	NE	NE	NE	NE	127	25.4	28	22.0	99	78.0	NE	18.2	NE	NE	NE	NE	0.6168	1.14	0.68	1.92		Convergence criterion (GCONV=1E-8) satisfied.	
Baseline Bulky Disease	Present	211	42.2	36	17.1	175	82.9	NE	NE	NE	NE	NE	NE	218	43.6	40	18.3	178	81.7	NE	39.3	NE	NE	NE	NE	0.7302	0.92	0.59	1.45		Convergence criterion (GCONV=1E-8) satisfied.	0.8089
	Absent	289	57.8	33	11.4	256	88.6	NE	NE	NE	NE	NE	NE	282	56.4	37	13.1	245	86.9	NE	NE	NE	NE	NE	NE	0.4974	0.85	0.53	1.36		Convergence criterion (GCONV=1E-8) satisfied.	
Double Expressor Lymphoma by IHC (Central Review)	DEL	150	30.0	26	17.3	124	82.7	NE	NE	NE	NE	NE	NE	163	32.6	37	22.7	126	77.3	41.0	33.4	NE	NE	NE	NE	0.3063	0.77	0.47	1.27		Convergence criterion (GCONV=1E-8) satisfied.	0.5498
	Non DEL	253	50.6	29	11.5	224	88.5	NE	NE	NE	NE	NE	NE	244	48.8	28	11.5	216	88.5	NE	NE	NE	NE	NE	NE	0.8849	0.96	0.57	1.62		Convergence criterion (GCONV=1E-8) satisfied.	
	Unknown	97	19.4	14	14.4	83	85.6	NE	NE	NE	NE	NE	NE	93	18.6	12	12.9	81	87.1	NE	NE	NE	NE	NE	NE	0.7683	1.12	0.52	2.43		Convergence criterion (GCONV=1E-8) satisfied.	
Double/Triple-Hit Lymphoma (Central Review)	DH/TH-	341	68.2	49	14.4	292	85.6	NE	NE	NE	NE	NE	NE	351	70.2	56	16.0	295	84.0	NE	NE	NE	NE	NE	NE	0.5851	0.90	0.61	1.32		Convergence criterion (GCONV=1E-8) satisfied.	0.1194
	DH/TH+	26	5.2	5	19.2	21	80.8	NE	13.2	NE	NE	NE	NE	19	3.8	1	5.3	18	94.7	NE	NE	NE	NE	NE	NE	0.1810	3.89	0.45	33.32		Convergence criterion (GCONV=1E-8) satisfied.	
	Unknown	133	26.6	15	11.3	118	88.7	NE	NE	NE	NE	NE	NE	130	26.0	20	15.4	110	84.6	NE	NE	NE	NE	NE	NE	0.2749	0.69	0.35	1.35		Convergence criterion (GCONV=1E-8) satisfied.	

Test for interaction based on Likelihood-Ratio test for interaction with treatment effect
* indicates convergence problem. Result is uninterpretable.
Clinical cut-off: 15JUN2022

Program: root/clinical_studies/RO5541077/CDPT7884/GO39942/data_analysis/ACE_BASE/prod/program/t_eff_tte.sas
Output: root/clinical_studies/RO5541077/CDPT7884/GO39942/data_analysis/ACE_FINAL_OS/prod/output/t_eff_tte_sg1_OS_IT_POOLED_15JUN2022_39942.xls
09FEB2023 20:06

POPULATION: Global and China Extension Population, Intent-To-Treat Population
ENDPOINT: Overall Survival
STUDY: GO39942

Race/ethnicity

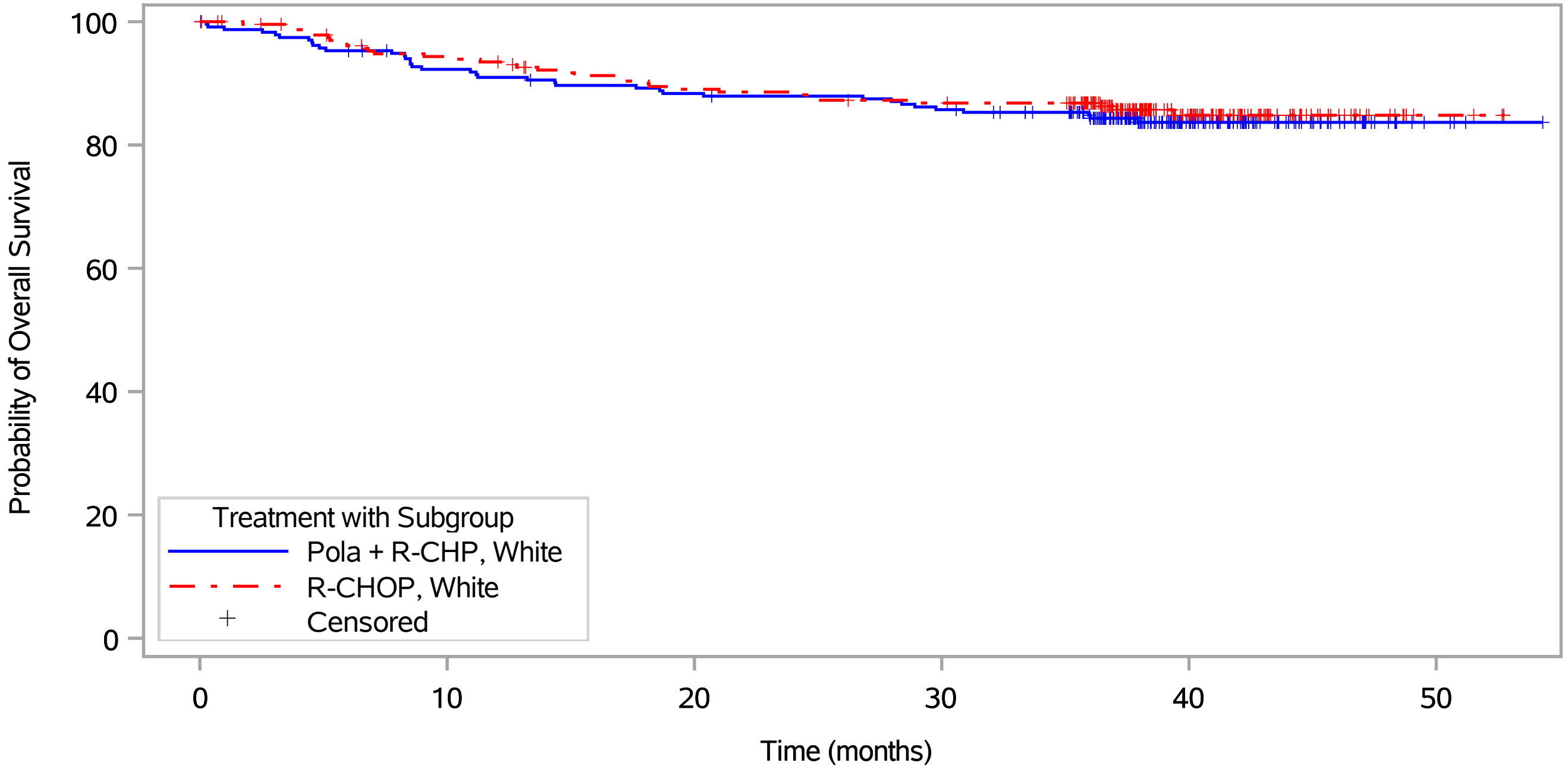

Patients at risk																			
Pola + R-CHP, White	235	230	223	213	210	206	205	201	201	200	196	192	176	106	58	27	10	2	1
R-CHOP, White	236	231	221	217	214	206	203	199	199	195	194	193	178	100	56	24	11	4	NE
Patients censored																			
Pola + R-CHP, White	0	1	1	4	4	5	5	6	6	6	6	9	24	92	140	171	188	196	197
R-CHOP, White	0	4	6	7	7	11	11	11	11	12	12	13	28	104	147	179	192	199	NE

Pola = Polatuzumab Vedotin.
Clinical cut-off: 15JUN2022

Program: ..al_studies/RO5541077/CDPT7884/GO39942/data_analysis/ACE_BASE/prod/program/g_km.sas
Output: ..42/data_analysis/ACE_FINAL_OS/prod/output/g_km_sg1_OS_IT_POOLED_15JUN2022_39942.pdf
13MAR2023 19:43

POPULATION: Global and China Extension Population, Intent-To-Treat Population
ENDPOINT: Overall Survival
STUDY: GO39942

Race/ethnicity

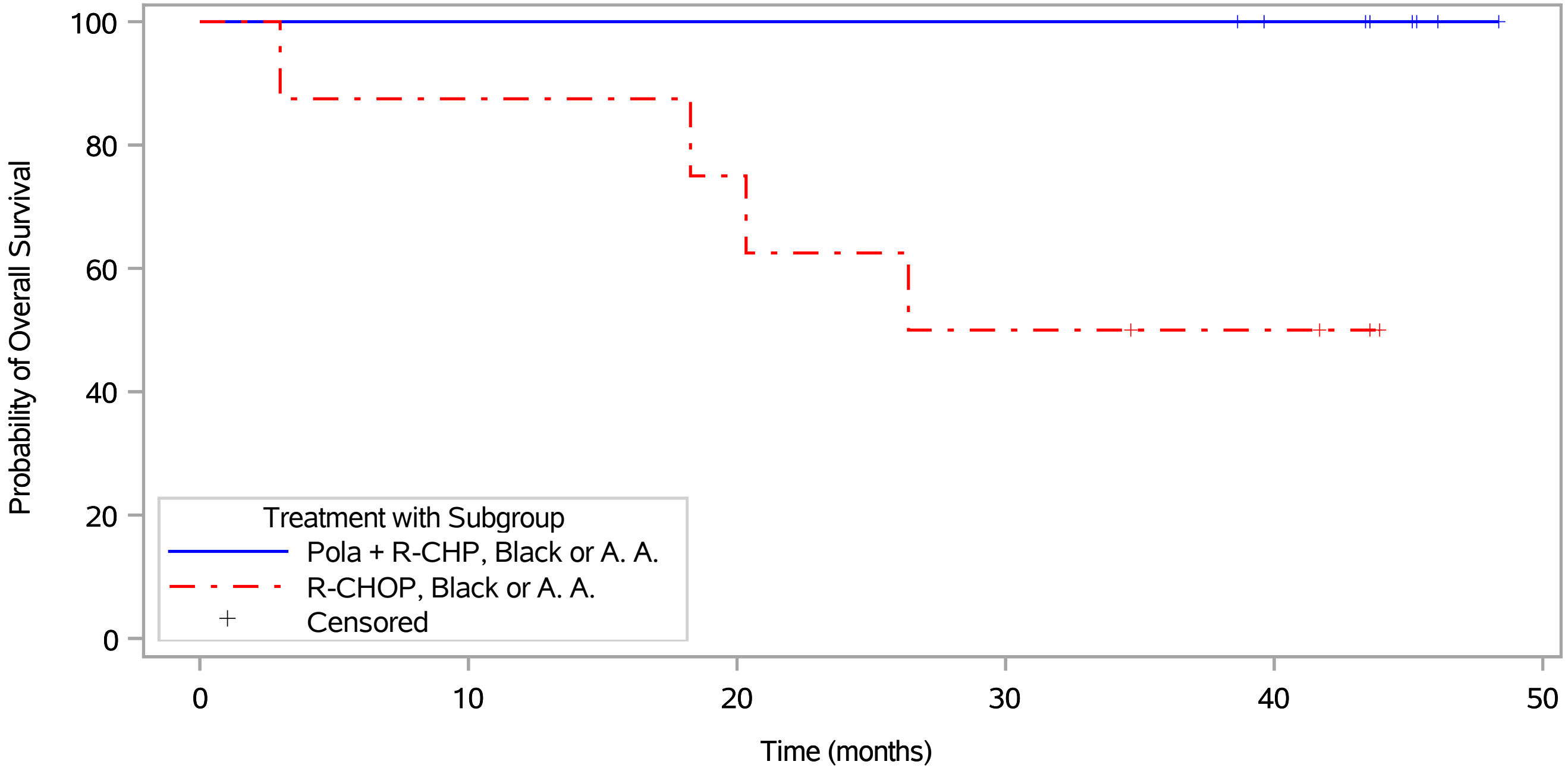

Patients at risk																	
Pola + R-CHP, Black or A. A.	8	8	8	8	8	8	8	8	8	8	8	8	8	7	6	4	1
R-CHOP, Black or A. A.	8	7	7	7	7	7	7	5	5	4	4	4	3	3	2	NE	NE
Patients censored																	
Pola + R-CHP, Black or A. A.	0	0	0	0	0	0	0	0	0	0	0	0	0	1	2	4	7
R-CHOP, Black or A. A.	0	0	0	0	0	0	0	0	0	0	0	0	1	1	2	NE	NE

Pola = Polatuzumab Vedotin.
Clinical cut-off: 15JUN2022

Program: ..al_studies/RO5541077/CDPT7884/GO39942/data_analysis/ACE_BASE/prod/program/g_km.sas
Output: ..42/data_analysis/ACE_FINAL_OS/prod/output/g_km_sg1_OS_IT_POOLED_15JUN2022_39942.pdf
13MAR2023 19:43

POPLATION: Global and China Extension Population, Intent-To-Treat Population
ENDPOINT: Overall Survival
STUDY: GO39942

Race/ethnicity

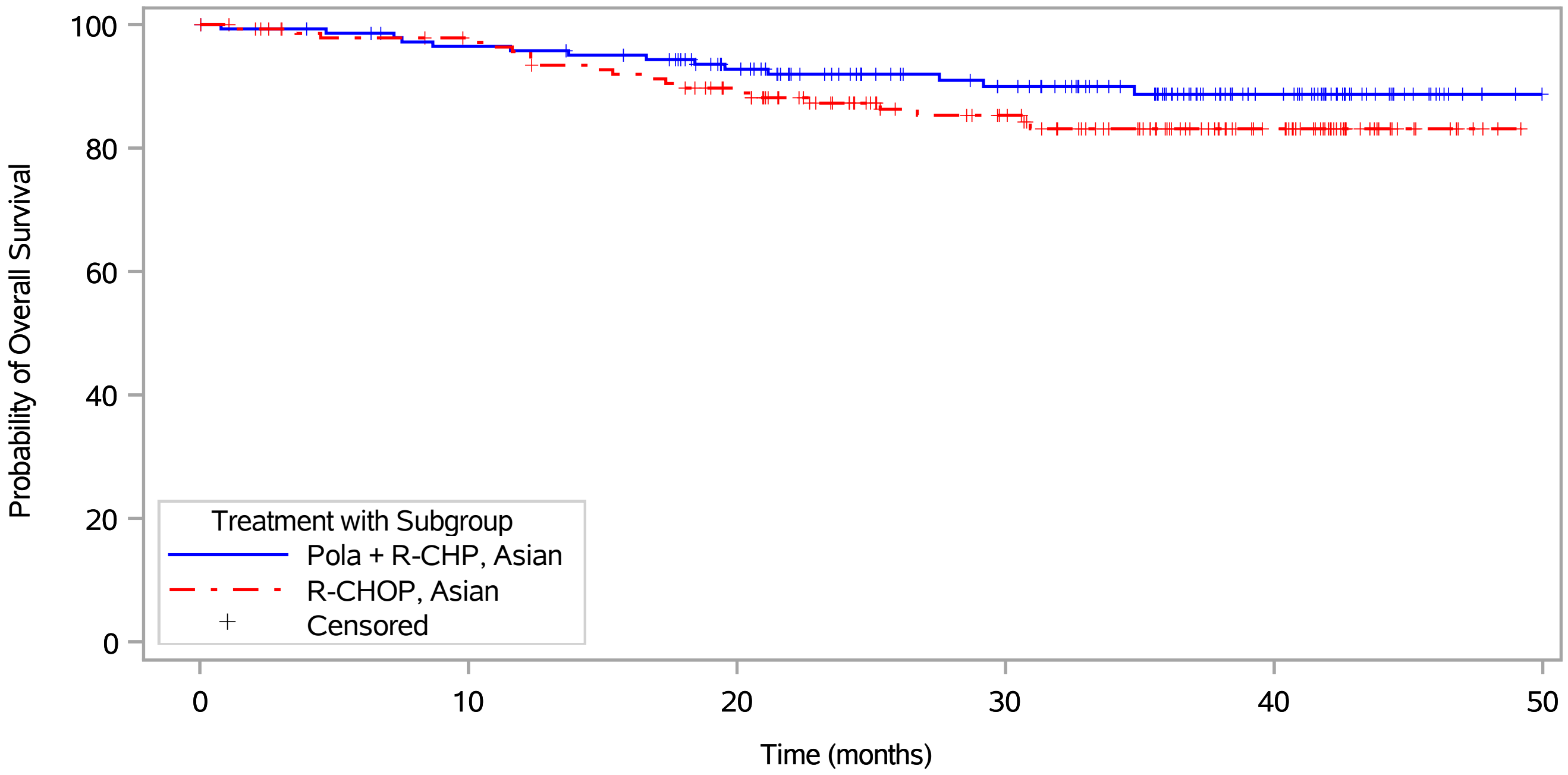

Patients at risk																	
Pola + R-CHP, Asian	145	143	141	136	135	133	127	114	102	93	88	76	64	45	29	12	2
R-CHOP, Asian	145	139	135	134	130	125	121	108	97	85	81	69	58	43	27	9	2
Patients censored																	
Pola + R-CHP, Asian	0	1	2	4	4	5	10	21	32	41	44	56	67	86	102	119	129
R-CHOP, Asian	0	5	7	8	9	10	10	21	31	41	45	55	66	81	97	115	122

Pola = Polatuzumab Vedotin.
Clinical cut-off: 15JUN2022

POPULATION: Global and China Extension Population, Intent-To-Treat Population
ENDPOINT: Overall Survival
STUDY: GO39942

Race/ethnicity

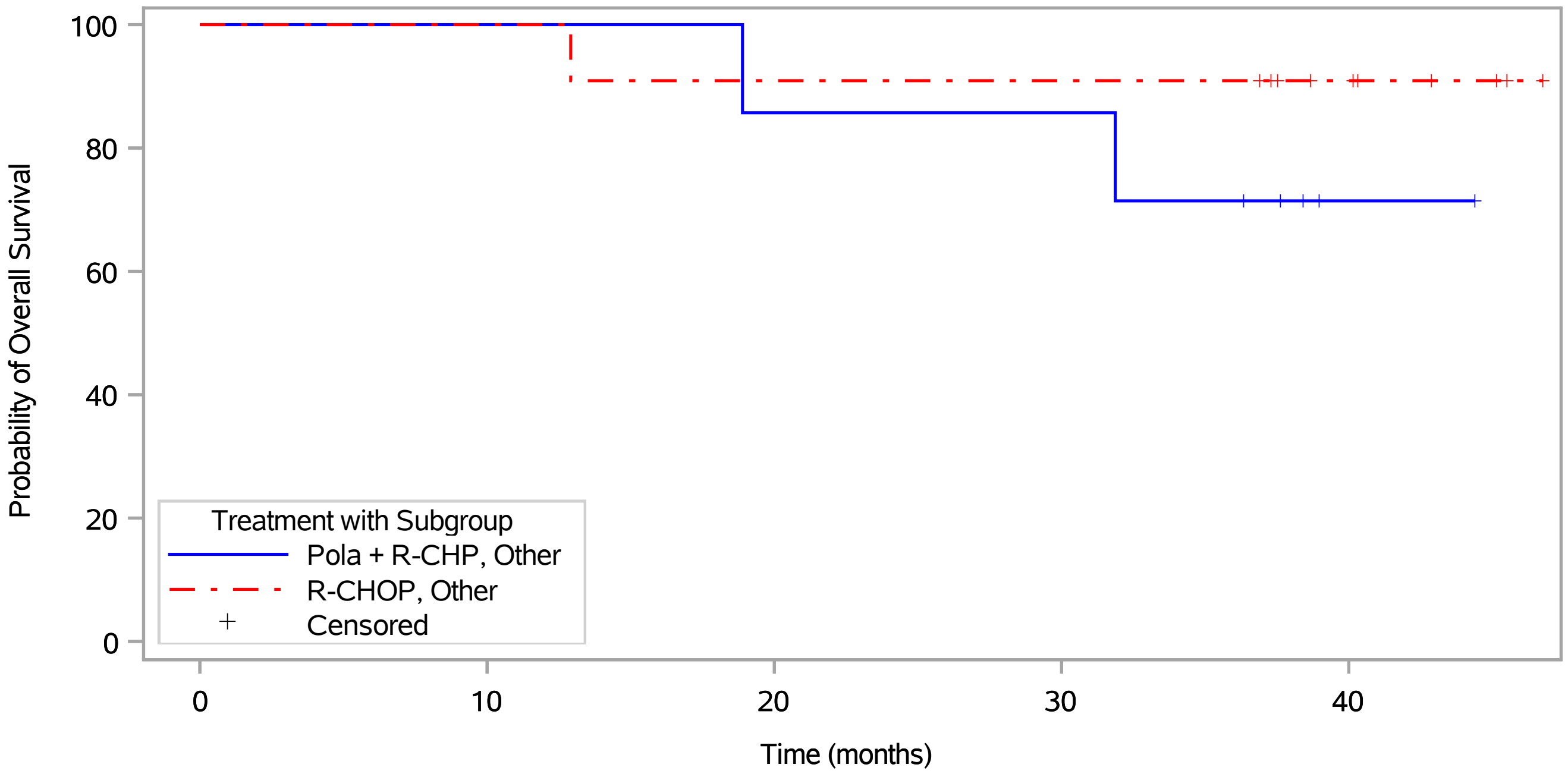

Patients at risk																
Pola + R-CHP, Other	7	7	7	7	7	7	7	6	6	6	6	5	5	1	1	NE
R-CHOP, Other	11	11	11	11	11	10	10	10	10	10	10	10	10	6	4	3
Patients censored																
Pola + R-CHP, Other	0	0	0	0	0	0	0	0	0	0	0	0	0	4	4	NE
R-CHOP, Other	0	0	0	0	0	0	0	0	0	0	0	0	0	4	6	7

Pola = Polatuzumab Vedotin.
Clinical cut-off: 15JUN2022

Program: ..al_studies/RO5541077/CDPT7884/GO39942/data_analysis/ACE_BASE/prod/program/g_km.sas
Output: ..42/data_analysis/ACE_FINAL_OS/prod/output/g_km_sg1_OS_IT_POOLED_15JUN2022_39942.pdf
13MAR2023 19:43

POPULATION: Global and China Extension Population, Intent-To-Treat Population
ENDPOINT: Overall Survival
STUDY: GO39942

Race/ethnicity

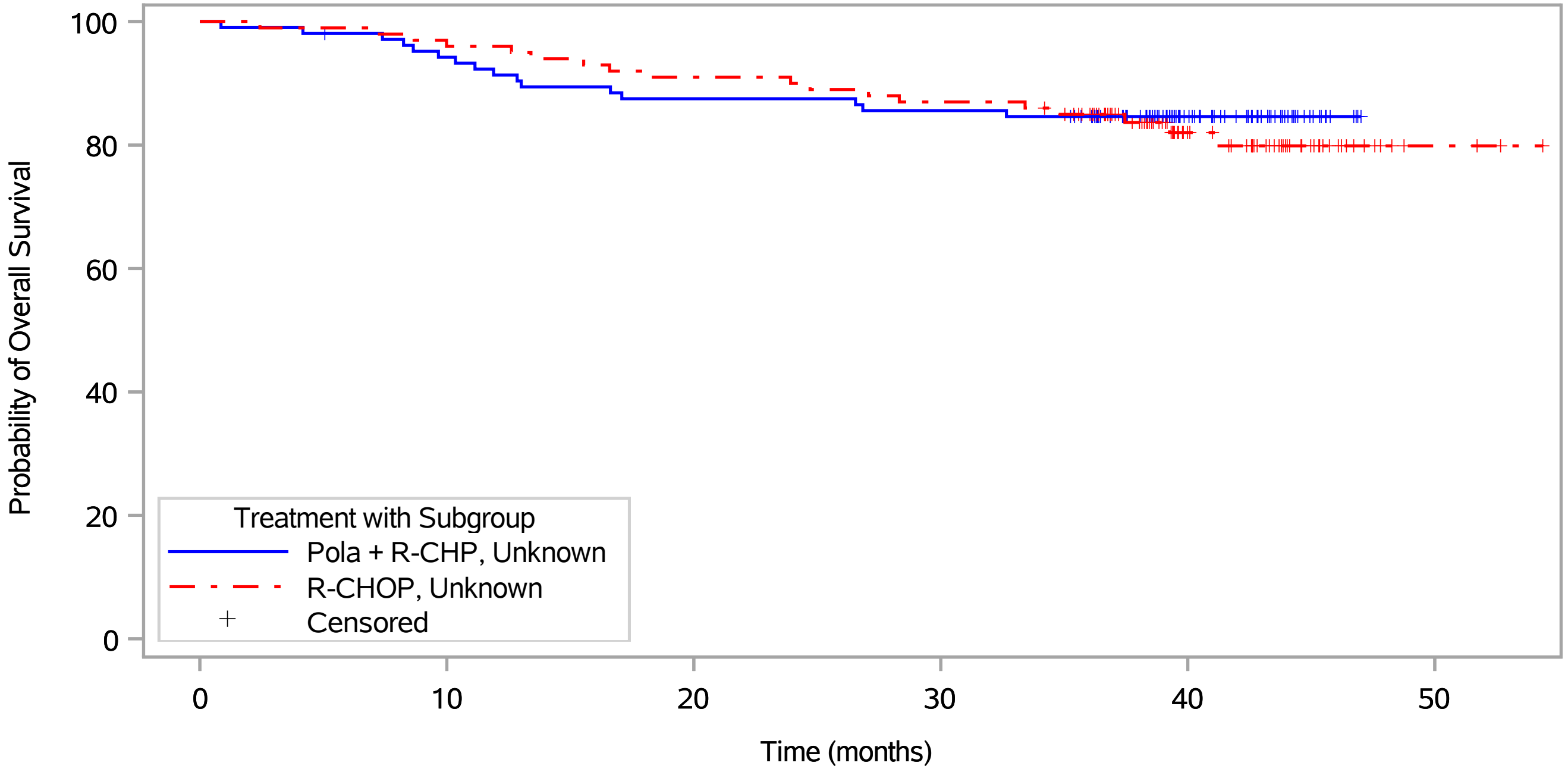

Patients at risk																		
Pola + R-CHP, Unknown	105	104	102	99	95	93	91	91	91	89	89	88	85	59	35	10	NE	NE	NE
R-CHOP, Unknown	100	99	99	97	96	94	92	91	90	89	87	87	80	53	35	17	5	3	1
Patients censored																		
Pola + R-CHP, Unknown	0	0	1	1	1	1	1	1	1	1	1	1	4	30	54	79	NE	NE	NE
R-CHOP, Unknown	0	0	0	0	0	0	0	0	0	0	0	0	5	31	47	65	77	79	81

Pola = Polatuzumab Vedotin.
Clinical cut-off: 15JUN2022

Program: ..al_studies/RO5541077/CDPT7884/GO39942/data_analysis/ACE_BASE/prod/program/g_km.sas
Output: ..42/data_analysis/ACE_FINAL_OS/prod/output/g_km_sg1_OS_IT_POOLED_15JUN2022_39942.pdf
13MAR2023 19:43

POPULATION: Global and China Extension Population, Intent-To-Treat Population
ENDPOINT: Overall Survival
STUDY: GO39942

Cell of origin

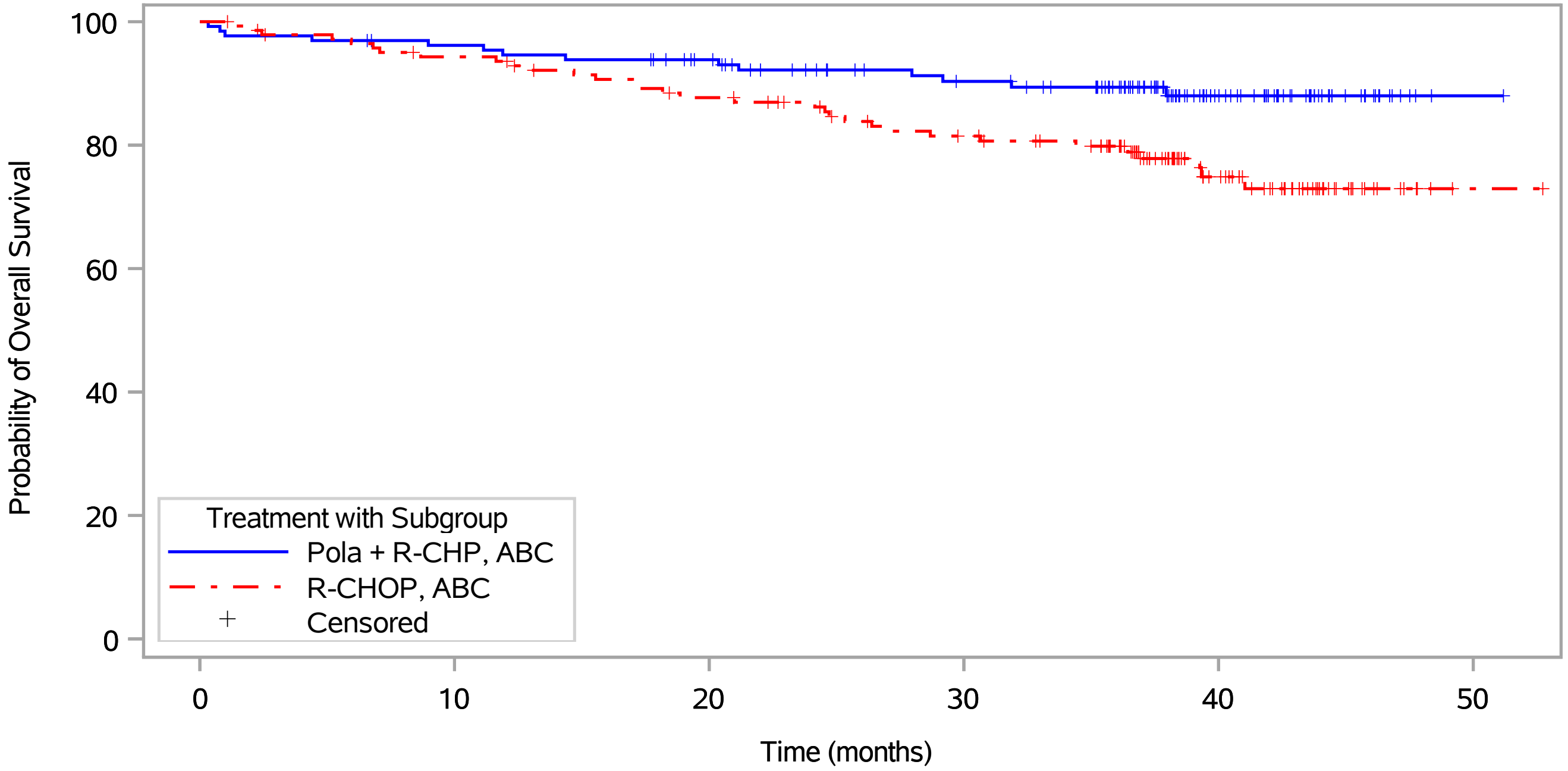

Patients at risk																		
Pola + R-CHP, ABC	131	128	127	124	122	121	119	110	105	100	97	94	84	52	34	14	2	1
R-CHOP, ABC	143	137	135	131	130	124	121	116	113	105	102	97	88	53	36	15	3	1
Patients censored																		
Pola + R-CHP, ABC	0	0	0	2	2	2	4	12	16	21	22	24	34	65	83	103	115	116
R-CHOP, ABC	0	3	3	4	4	7	7	9	12	15	16	20	28	61	75	96	108	110

Pola = Polatuzumab Vedotin.
Clinical cut-off: 15JUN2022

Program: ..al_studies/RO5541077/CDPT7884/GO39942/data_analysis/ACE_BASE/prod/program/g_km.sas
Output: ..42/data_analysis/ACE_FINAL_OS/prod/output/g_km_sg1_OS_IT_POOLED_15JUN2022_39942.pdf
13MAR2023 19:43

POPULATION: Global and China Extension Population, Intent-To-Treat Population
ENDPOINT: Overall Survival
STUDY: GO39942

Cell of origin

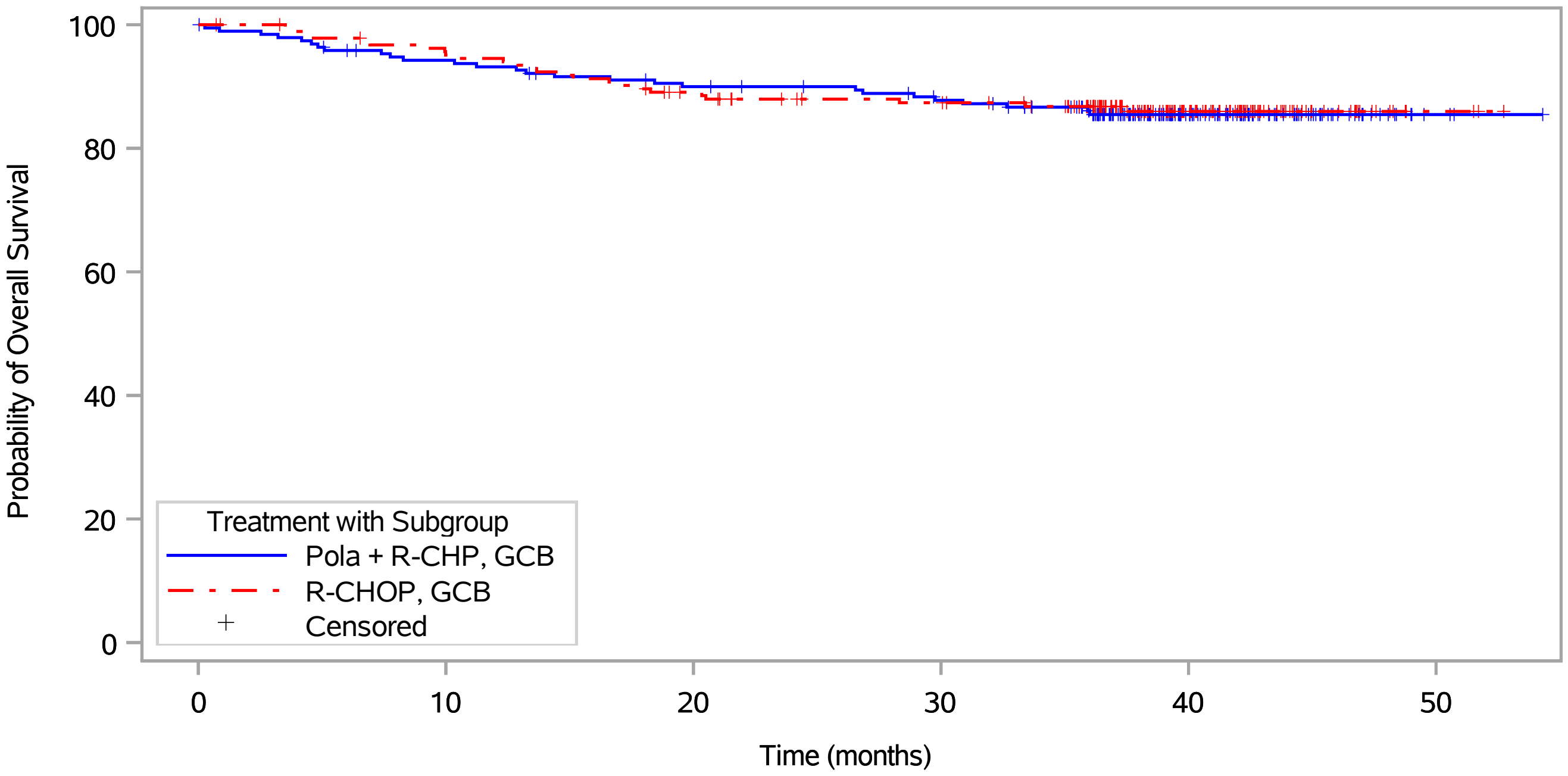

Patients at risk																			
Pola + R-CHP, GCB	193	189	183	178	176	171	170	166	165	162	158	154	143	94	57	26	9	1	1
R-CHOP, GCB	187	185	180	177	173	168	164	156	152	150	149	146	134	88	53	19	8	3	NE
Patients censored																			
Pola + R-CHP, GCB	0	1	2	4	4	6	6	8	9	10	12	14	24	72	109	140	157	165	165
R-CHOP, GCB	0	2	3	4	4	4	4	9	13	15	15	18	29	74	109	143	154	159	NE

Pola = Polatuzumab Vedotin.
Clinical cut-off: 15JUN2022

Program: ..al_studies/RO5541077/CDPT7884/GO39942/data_analysis/ACE_BASE/prod/program/g_km.sas
Output: ..42/data_analysis/ACE_FINAL_OS/prod/output/g_km_sg1_OS_IT_POOLED_15JUN2022_39942.pdf
13MAR2023 19:43

POPULATION: Global and China Extension Population, Intent-To-Treat Population
ENDPOINT: Overall Survival
STUDY: GO39942
Cell of origin

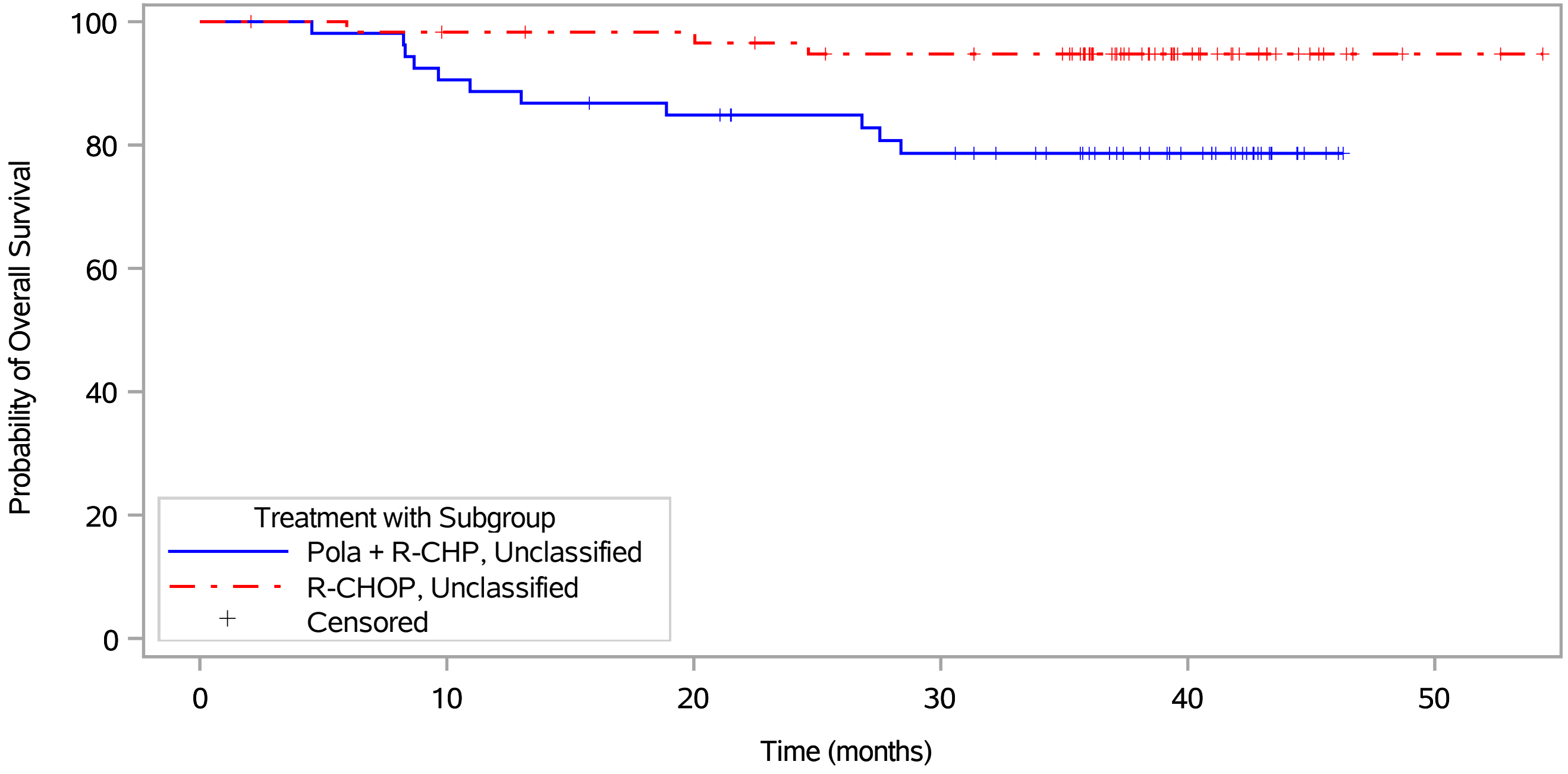

Patients at risk																			
Pola + R-CHP, Unclassified	53	53	52	49	47	46	45	44	41	40	38	35	31	24	15	3	NE	NE	NE
R-CHOP, Unclassified	60	59	58	58	57	56	56	55	54	52	52	51	44	25	14	7	3	2	1
Patients censored																			
Pola + R-CHP, Unclassified	0	0	0	0	0	0	1	1	4	4	4	7	11	18	27	39	NE	NE	NE
R-CHOP, Unclassified	0	1	1	1	2	3	3	3	4	5	5	6	13	32	43	50	54	55	56

Pola = Polatuzumab Vedotin.
Clinical cut-off: 15JUN2022

Program: ..al_studies/RO5541077/CDPT7884/GO39942/data_analysis/ACE_BASE/prod/program/g_km.sas
Output: ..42/data_analysis/ACE_FINAL_OS/prod/output/g_km_sg1_OS_IT_POOLED_15JUN2022_39942.pdf
13MAR2023 19:43

POPULATION: Global and China Extension Population, Intent-To-Treat Population
ENDPOINT: Overall Survival
STUDY: GO39942
Cell of origin

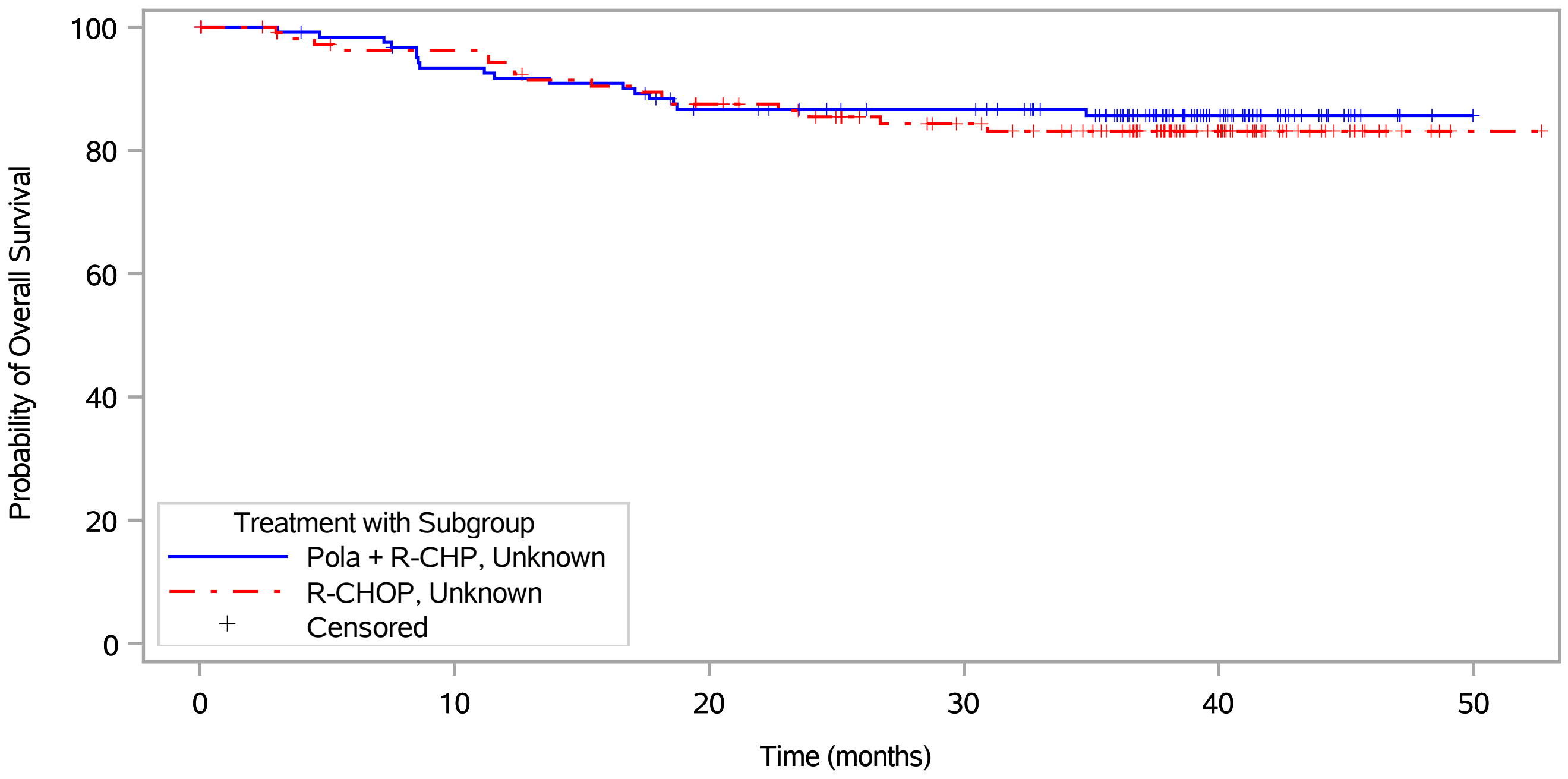

Patients at risk																		
Pola + R-CHP, Unknown	123	122	119	112	110	109	104	100	97	94	94	86	80	48	23	10	2	NE
R-CHOP, Unknown	110	106	100	100	98	94	92	86	82	76	73	69	63	39	21	12	4	1
Patients censored																		
Pola + R-CHP, Unknown	0	1	2	3	3	3	5	7	10	13	13	21	26	58	83	96	104	NE
R-CHOP, Unknown	0	3	6	6	6	7	7	11	13	18	21	24	30	54	72	81	89	92

Pola = Polatuzumab Vedotin.
Clinical cut-off: 15JUN2022

Program: ..al_studies/RO5541077/CDPT7884/GO39942/data_analysis/ACE_BASE/prod/program/g_km.sas
Output: ..42/data_analysis/ACE_FINAL_OS/prod/output/g_km_sg1_OS_IT_POOLED_15JUN2022_39942.pdf
13MAR2023 19:43

POPULATION: Global and China Extension Population, Intent-To-Treat Population
ENDPOINT: Event-Free Survival (EFS - Efficacy, INV)
MODEL: Stratified Analysis by IPI score, Bulky disease, Geographical region
STUDY: GO39942
Time to Event Analysis (Efficacy)

		Polatuzumab Vedotin + R-CHP (N=500)												R-CHOP (N=500)												Polatuzumab Vedotin + R-CHP vs. R-CHOP					
		Patients		Patients with Event		Censored		Time to event						Patients		Patients with Event		Censored		Time to event						log-rank	Hazard Ratio				
Name	Level	n	%	n	%	n	%	Q1 (months)	95% Lower CL for Q1	95% Upper CL for Q1	Median (months)	95% Lower CL for Median	95% Upper CL for Median	n	%	n	%	n	%	Q1 (months)	95% Lower CL for Q1	95% Upper CL for Q1	Median (months)	95% Lower CL for Median	95% Upper CL for Median	p-value	Hazard Ratio	95% Lower CL	95% Upper CL		Convergence Status
All	n/a	500	100.0	139	27.8	361	72.2	24.9	17.8	33.8	NE	NE	NE	500	100.0	167	33.4	333	66.6	13.2	12.0	18.5	NE	NE	NE	0.0288	0.78	0.62	0.98		Convergence criterion (GCONV=1E-8) satisfied.

* indicates convergence problem. Result is uninterpretable.
Clinical cut-off: 15JUN2022

Program: root/clinical_studies/RO5541077/CDPT7884/GO39942/data_analysis/ACE_BASE/prod/program/t_eff_tte.sas
Output: root/clinical_studies/RO5541077/CDPT7884/GO39942/data_analysis/ACE_FINAL_OS/prod/output/t_eff_tte_str_EFSEFF_IT_POOLED_15JUN2022_39942.xls
09FEB2023 20:36

POPULATION: Global and China Extension Population, Intent-To-Treat Population
ENDPOINT: Event-Free Survival (EFS - Efficacy, INV)
STUDY: GO39942

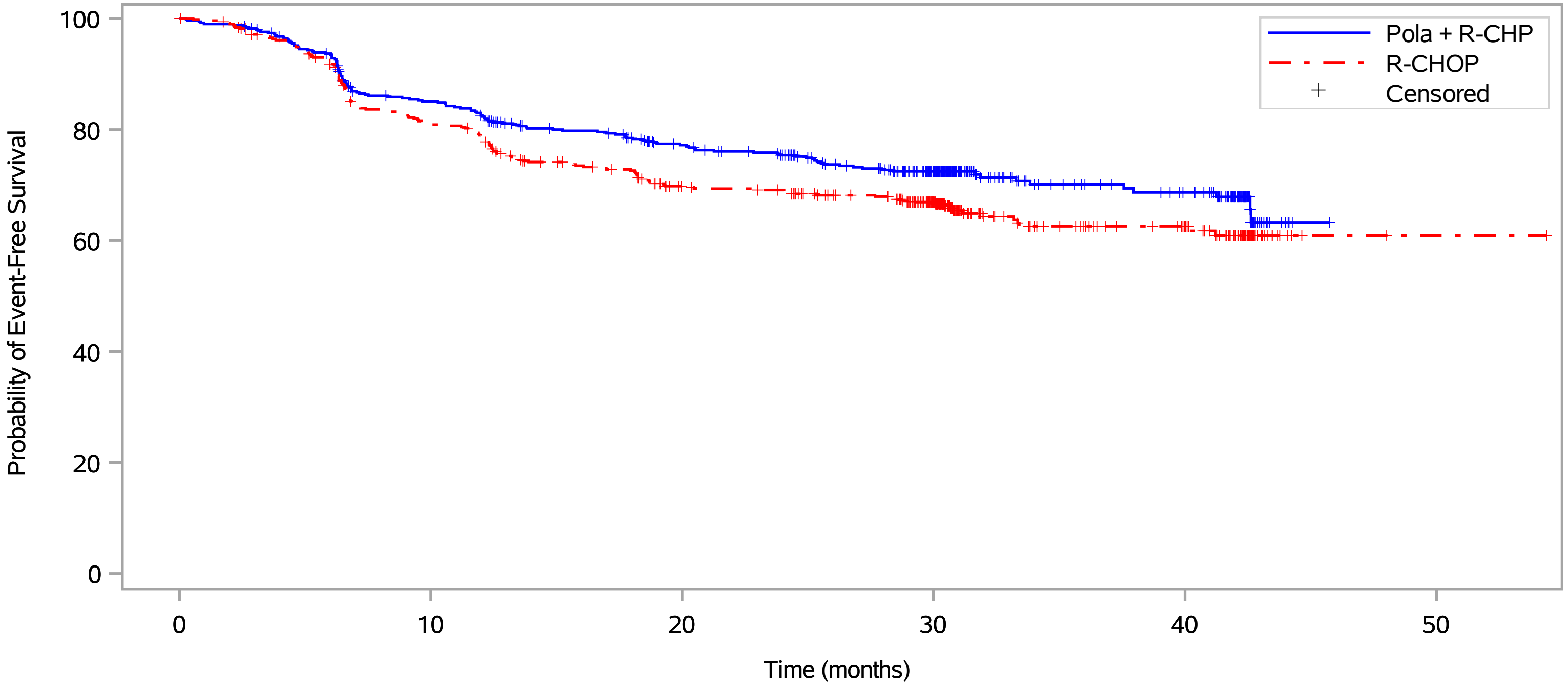

Patients at risk																			
Pola + R-CHP	500	485	459	411	395	371	359	339	329	303	247	115	101	96	66	1	NE	NE	NE
R-CHOP	500	472	441	395	375	344	333	305	302	280	229	108	94	87	59	2	2	1	1
Patients censored																			
Pola + R-CHP	0	6	10	19	20	32	37	47	53	70	123	253	265	268	297	360	NE	NE	NE
R-CHOP	0	14	19	22	23	32	36	49	51	69	115	230	241	248	274	331	332	332	332

Pola = Polatuzumab Vedotin.
Clinical cut-off: 15JUN2022

Program: ..al_studies/RO5541077/CDPT7884/GO39942/data_analysis/ACE_BASE/prod/program/g_km.sas
Output: ..42/data_analysis/ACE_FINAL_OS/prod/output/g_km_EFSEFF_IT_POOLED_15JUN2022_39942.pdf
10FEB2023 12:08

POPULATION: Global and China Extension Population, Intent-To-Treat Population
ENDPOINT: Event-Free Survival (EFS - Efficacy, INV)
MODEL: Unstratified Analysis
STUDY: GO39942
Time to Event Analysis by Subgroups (Efficacy)

		Polatuzumab Vedotin + R-CHP (N=500)												R-CHOP (N=500)												Polatuzumab Vedotin + R-CHP vs. R-CHOP						
		Patients		Patients with Event		Censored		Time to event						Patients		Patients with Event		Censored		Time to event						log-rank	Hazard Ratio					Interaction Test
Name	Level	n	%	n	%	n	%	Q1 (months)	95% Lower CL for Q1	95% Upper CL for Q1	Median (months)	95% Lower CL for Median	95% Upper CL for Median	n	%	n	%	n	%	Q1 (months)	95% Lower CL for Q1	95% Upper CL for Q1	Median (months)	95% Lower CL for Median	95% Upper CL for Median	p-value	Hazard Ratio	95% Lower CL	95% Upper CL		Convergence Status	p-value (likelihood ratio)
All	n/a	500	100.0	139	27.8	361	72.2	24.9	17.8	33.8	NE	NE	NE	500	100.0	167	33.4	333	66.6	13.2	12.0	18.5	NE	NE	NE	0.0417	0.79	0.63	0.99		Convergence criterion (GCONV=1E-8) satisfied.	
Sex	Male	268	53.6	75	28.0	193	72.0	25.2	16.6	41.2	NE	42.6	NE	270	54.0	108	40.0	162	60.0	11.9	7.1	13.9	NE	33.3	NE	0.0031	0.64	0.48	0.86		Convergence criterion (GCONV=1E-8) satisfied.	0.0311
	Female	232	46.4	64	27.6	168	72.4	24.5	13.8	NE	NE	NE	NE	230	46.0	59	25.7	171	74.3	24.3	13.4	NE	NE	NE	NE	0.7221	1.07	0.75	1.52		Convergence criterion (GCONV=1E-8) satisfied.	
Age	<= 60	167	33.4	46	27.5	121	72.5	19.9	12.2	NE	NE	42.6	NE	158	31.6	48	30.4	110	69.6	13.2	8.2	32.0	NE	NE	NE	0.4895	0.87	0.58	1.30		Convergence criterion (GCONV=1E-8) satisfied.	0.5971
	> 60	333	66.6	93	27.9	240	72.1	25.5	17.8	37.6	NE	NE	NE	342	68.4	119	34.8	223	65.2	13.4	12.0	19.3	NE	NE	NE	0.0451	0.76	0.58	0.99		Convergence criterion (GCONV=1E-8) satisfied.	
Geographic region	Western Europe/United States/Canada/Australia	302	60.4	78	25.8	224	74.2	31.7	17.7	NE	NE	NE	NE	301	60.2	95	31.6	206	68.4	16.1	12.0	28.5	NE	NE	NE	0.1490	0.80	0.59	1.08		Convergence criterion (GCONV=1E-8) satisfied.	0.3744
	Asia	141	28.2	37	26.2	104	73.8	20.5	13.8	NE	NE	NE	NE	140	28.0	51	36.4	89	63.6	12.4	9.5	18.9	NE	30.7	NE	0.0416	0.65	0.42	0.99		Convergence criterion (GCONV=1E-8) satisfied.	
	Rest of World	57	11.4	24	42.1	33	57.9	17.0	6.5	28.4	42.6	28.4	NE	59	11.8	21	35.6	38	64.4	11.9	6.6	33.2	NE	33.2	NE	0.9140	1.03	0.57	1.87		Convergence criterion (GCONV=1E-8) satisfied.	
Race/ethnicity	White	235	47.0	69	29.4	166	70.6	23.9	12.3	37.9	NE	NE	NE	236	47.2	72	30.5	164	69.5	18.1	11.4	30.8	NE	NE	NE	0.7018	0.94	0.67	1.30		Convergence criterion (GCONV=1E-8) satisfied.	0.0289
	Black or African American	8	1.6	0	0.0	8	100.0	NE	NE	NE	NE	NE	NE	8	1.6	4	50.0	4	50.0	5.0	2.0	NE	12.4	2.8	NE	0.0319	0.00	0.00	NE		Convergence criterion (GCONV=1E-8) satisfied.	
	Asian	145	29.0	38	26.2	107	73.8	20.5	13.5	NE	NE	NE	NE	145	29.0	53	36.6	92	63.4	12.5	10.6	19.3	NE	30.7	NE	0.0403	0.65	0.43	0.98		Convergence criterion (GCONV=1E-8) satisfied.	
	Other	7	1.4	4	57.1	3	42.9	6.0	4.6	NE	31.9	6.0	NE	11	2.2	4	36.4	7	63.6	6.4	2.2	NE	NE	6.4	NE	0.5454	1.53	0.38	6.16		Convergence criterion (GCONV=1E-8) satisfied.	
	Unknown	105	21.0	28	26.7	77	73.3	31.7	12.8	NE	NE	42.6	NE	100	20.0	34	34.0	66	66.0	16.1	10.0	33.3	NE	NE	NE	0.3083	0.77	0.47	1.27		Convergence criterion (GCONV=1E-8) satisfied.	
ECOG performance status	0-1	419	83.8	115	27.4	304	72.6	25.5	18.4	37.6	NE	NE	NE	416	83.2	138	33.2	278	66.8	15.5	12.3	19.3	NE	NE	NE	0.0569	0.79	0.61	1.01		Convergence criterion (GCONV=1E-8) satisfied.	0.9942
	2	81	16.2	24	29.6	57	70.4	15.2	7.1	NE	NE	NE	NE	82	16.4	29	35.4	53	64.6	9.1	6.6	24.3	NE	NE	NE	0.3733	0.78	0.46	1.34		Convergence criterion (GCONV=1E-8) satisfied.	
	Missing	0	0.0	0	0.0	0	0.0	NE	NE	NE	NE	NE	NE	2	0.4	0	0.0	2	100.0	NE	NE	NE	NE	NE	NE	NE	NE	NE	NE		Convergence criterion (GCONV=1E-8) satisfied.	
Cell of origin (determined by gene expression)	ABC	131	26.2	28	21.4	103	78.6	33.8	24.5	NE	NE	NE	NE	143	28.6	67	46.9	76	53.1	11.9	9.1	12.5	31.2	19.3	NE	<.0001	0.38	0.24	0.59		Convergence criterion (GCONV=1E-8) satisfied.	0.0001
	GCB	193	38.6	57	29.5	136	70.5	18.5	12.1	41.2	NE	NE	NE	187	37.4	51	27.3	136	72.7	24.2	12.3	NE	NE	NE	NE	0.7128	1.07	0.74	1.57		Convergence criterion (GCONV=1E-8) satisfied.	
	Unclassified	53	10.6	17	32.1	36	67.9	22.8	10.3	NE	NE	NE	NE	60	12.0	11	18.3	49	81.7	33.3	20.0	NE	NE	NE	NE	0.1057	1.85	0.87	3.96		Convergence criterion (GCONV=1E-8) satisfied.	
	Unknown	123	24.6	37	30.1	86	69.9	17.7	11.2	42.6	42.6	42.6	NE	110	22.0	38	34.5	72	65.5	12.8	6.9	22.7	NE	40.2	NE	0.3772	0.82	0.52	1.28		Convergence criterion (GCONV=1E-8) satisfied.	
IPI score at Screening	1-2	188	37.6	45	23.9	143	76.1	42.6	18.5	NE	NE	NE	NE	187	37.4	45	24.1	142	75.9	30.8	18.9	NE	NE	NE	NE	0.9827	1.00	0.66	1.52		Convergence criterion (GCONV=1E-8) satisfied.	0.0869
	3	199	39.8	48	24.1	151	75.9	33.3	20.5	NE	NE	42.6	NE	186	37.2	69	37.1	117	62.9	12.2	9.0	17.0	NE	40.2	NE	0.0032	0.58	0.40	0.84		Convergence criterion (GCONV=1E-8) satisfied.	
	4-5	113	22.6	46	40.7	67	59.3	9.7	6.7	18.0	NE	31.7	NE	127	25.4	53	41.7	74	58.3	9.6	6.6	13.4	NE	24.0	NE	0.7934	0.95	0.64	1.41		Convergence criterion (GCONV=1E-8) satisfied.	
Baseline Bulky Disease	Present	211	42.2	72	34.1	139	65.9	12.2	8.3	23.8	NE	NE	NE	218	43.6	74	33.9	144	66.1	12.0	6.8	18.5	NE	NE	NE	0.9620	0.99	0.72	1.37		Convergence criterion (GCONV=1E-8) satisfied.	0.0602
	Absent	289	57.8	67	23.2	222	76.8	37.6	24.9	NE	NE	NE	NE	282	56.4	93	33.0	189	67.0	15.8	12.3	24.3	NE	NE	NE	0.0055	0.64	0.47	0.88		Convergence criterion (GCONV=1E-8) satisfied.	
Double Expressor Lymphoma by IHC (Central Review)	DEL	150	30.0	42	28.0	108	72.0	23.9	10.6	NE	NE	NE	NE	163	32.6	71	43.6	92	56.4	11.8	8.2	13.2	NE	33.2	NE	0.0106	0.61	0.42	0.90		Convergence criterion (GCONV=1E-8) satisfied.	0.0677
	Non DEL	253	50.6	70	27.7	183	72.3	25.3	17.3	NE	NE	NE	NE	244	48.8	65	26.6	179	73.4	24.2	12.5	NE	NE	NE	NE	0.9024	0.98	0.70	1.37		Convergence criterion (GCONV=1E-8) satisfied.	
	Unknown	97	19.4	27	27.8	70	72.2	24.5	11.8	42.6	42.6	42.6	NE	93	18.6	31	33.3	62	66.7	13.7	7.1	32.0	NE	40.2	NE	0.4628	0.82	0.49	1.38		Convergence criterion (GCONV=1E-8) satisfied.	
Double/Triple-Hit Lymphoma (Central Review)	DH/TH-	341	68.2	95	27.9	246	72.1	24.5	17.7	33.8	NE	NE	NE	351	70.2	120	34.2	231	65.8	13.2	12.0	19.3	NE	NE	NE	0.0755	0.78	0.60	1.03		Convergence criterion (GCONV=1E-8) satisfied.	0.0197
	DH/TH+	26	5.2	9	34.6	17	65.4	7.5	6.3	NE	NE	25.5	NE	19	3.8	2	10.5	17	89.5	NE	10.0	NE	NE	NE	NE	0.0672	3.79	0.82	17.53		Convergence criterion (GCONV=1E-8) satisfied.	
	Unknown	133	26.6	35	26.3	98	73.7	25.6	12.3	42.6	NE	42.6	NE	130	26.0	45	34.6	85	65.4	12.6	6.7	20.5	NE	40.2	NE	0.0653	0.66	0.43	1.03		Convergence criterion (GCONV=1E-8) satisfied.	

Test for interaction based on Likelihood-Ratio test for interaction with treatment effect
* indicates convergence problem. Result is uninterpretable.
Clinical cut-off: 15JUN2022

Program: root/clinical_studies/RO5541077/CDPT7884/GO39942/data_analysis/ACE_BASE/prod/program/t_eff_tte.sas
Output: root/clinical studies/RO5541077/CDPT7884/GO39942/data analysis/ACE FINAL OS/prod/output/t eff tte sgl EFSEFF IT POOLED 15JUN2022 39942.xls
09FEB2023 20:38

POPULATION: Global and China Extension Population, Intent-To-Treat Population
ENDPOINT: Event-Free Survival (EFS - Efficacy, INV)
STUDY: GO39942

Sex

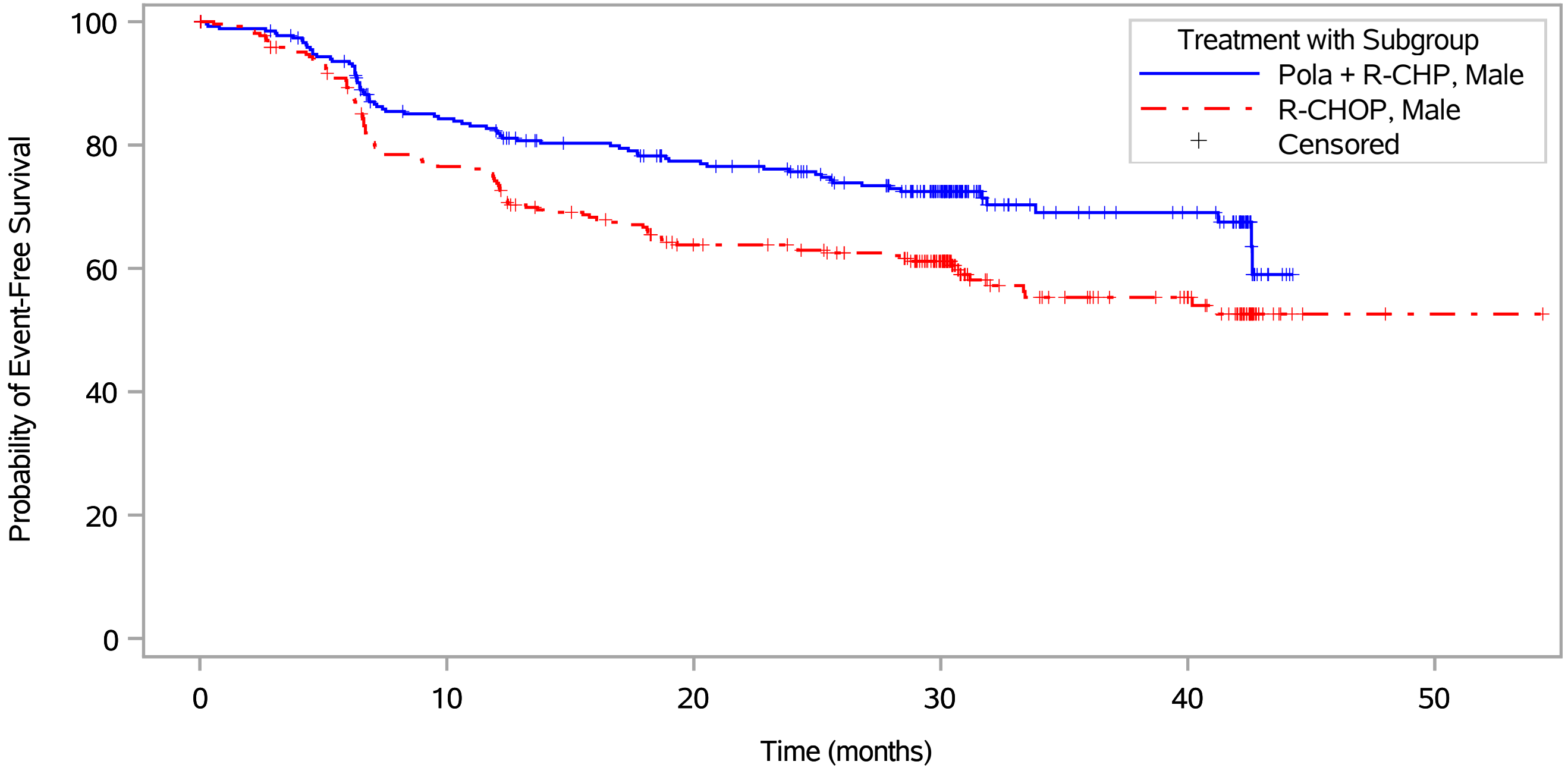

Patients at risk																			
Pola + R-CHP, Male	268	261	245	216	208	195	188	179	173	160	129	58	52	49	37	NE	NE	NE	NE
R-CHOP, Male	270	251	231	200	191	173	165	150	148	139	114	60	53	48	34	2	2	1	1
Patients censored																			
Pola + R-CHP, Male	0	3	6	13	14	22	24	29	33	41	70	139	144	147	158	NE	NE	NE	NE
R-CHOP, Male	0	8	11	12	12	17	19	27	29	35	57	106	111	116	128	160	161	161	161

Pola = Polatuzumab Vedotin.
Clinical cut-off: 15JUN2022

Program: ..al_studies/RO5541077/CDPT7884/GO39942/data_analysis/ACE_BASE/prod/program/g_km.sas
Output: ..ata_analysis/ACE_FINAL_OS/prod/output/g_km_sg1_EFSEFF_IT_POOLED_15JUN2022_39942.pdf
13MAR2023 19:43

POPULATION: Global and China Extension Population, Intent-To-Treat Population
ENDPOINT: Event-Free Survival (EFS - Efficacy, INV)
STUDY: GO39942
Sex

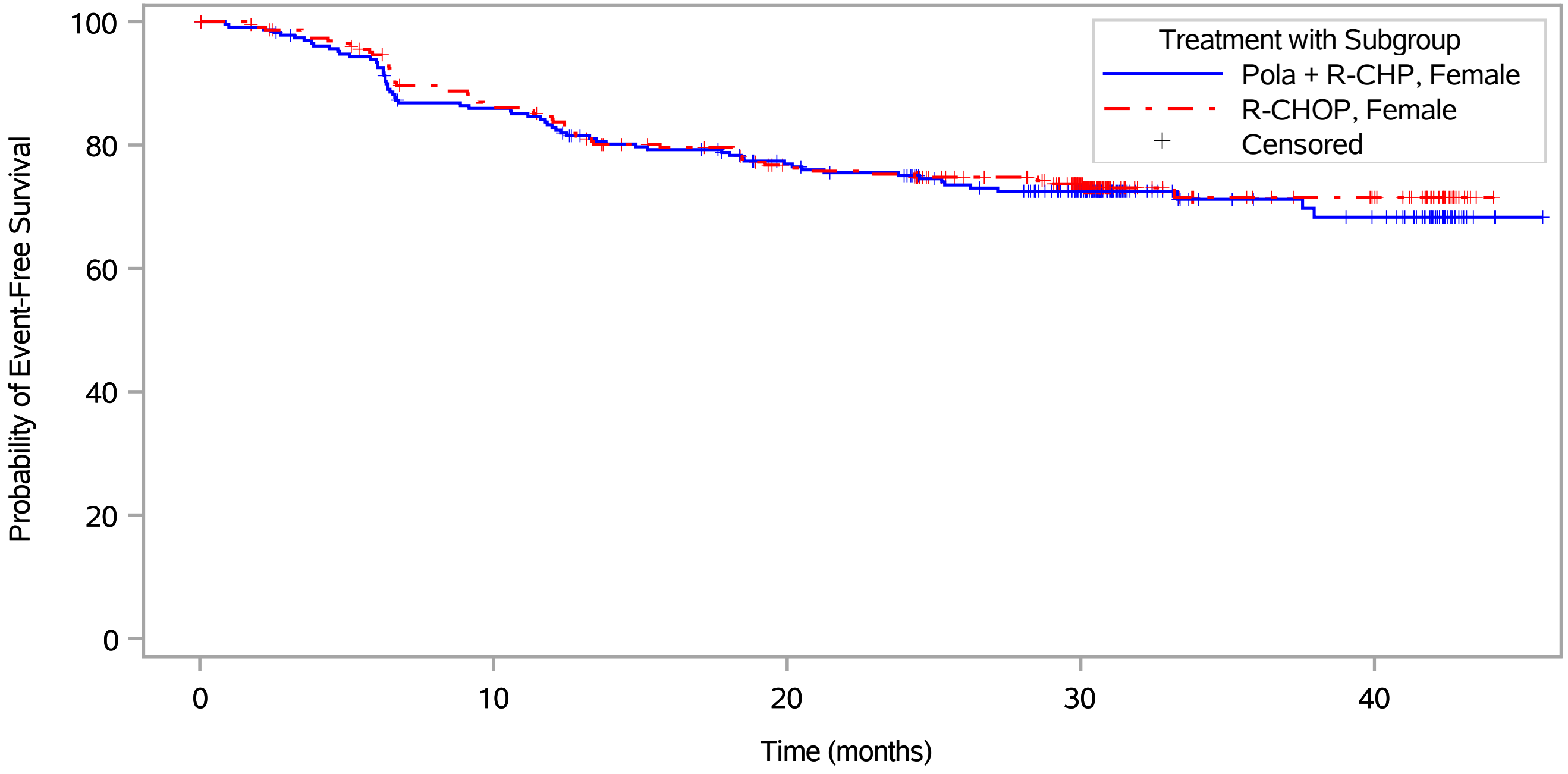

Patients at risk																
Pola + R-CHP, Female	232	224	214	195	187	176	171	160	156	143	118	57	49	47	29	1
R-CHOP, Female	230	221	210	195	184	171	168	155	154	141	115	48	41	39	25	NE
Patients censored																
Pola + R-CHP, Female	0	3	4	6	6	10	13	18	20	29	53	114	121	121	139	167
R-CHOP, Female	0	6	8	10	11	15	17	22	22	34	58	124	130	132	146	NE

Pola = Polatuzumab Vedotin.
Clinical cut-off: 15JUN2022

POPULATION: Global and China Extension Population, Intent-To-Treat Population
ENDPOINT: Event-Free Survival (EFS - Efficacy, INV)
STUDY: GO39942
Race/ethnicity

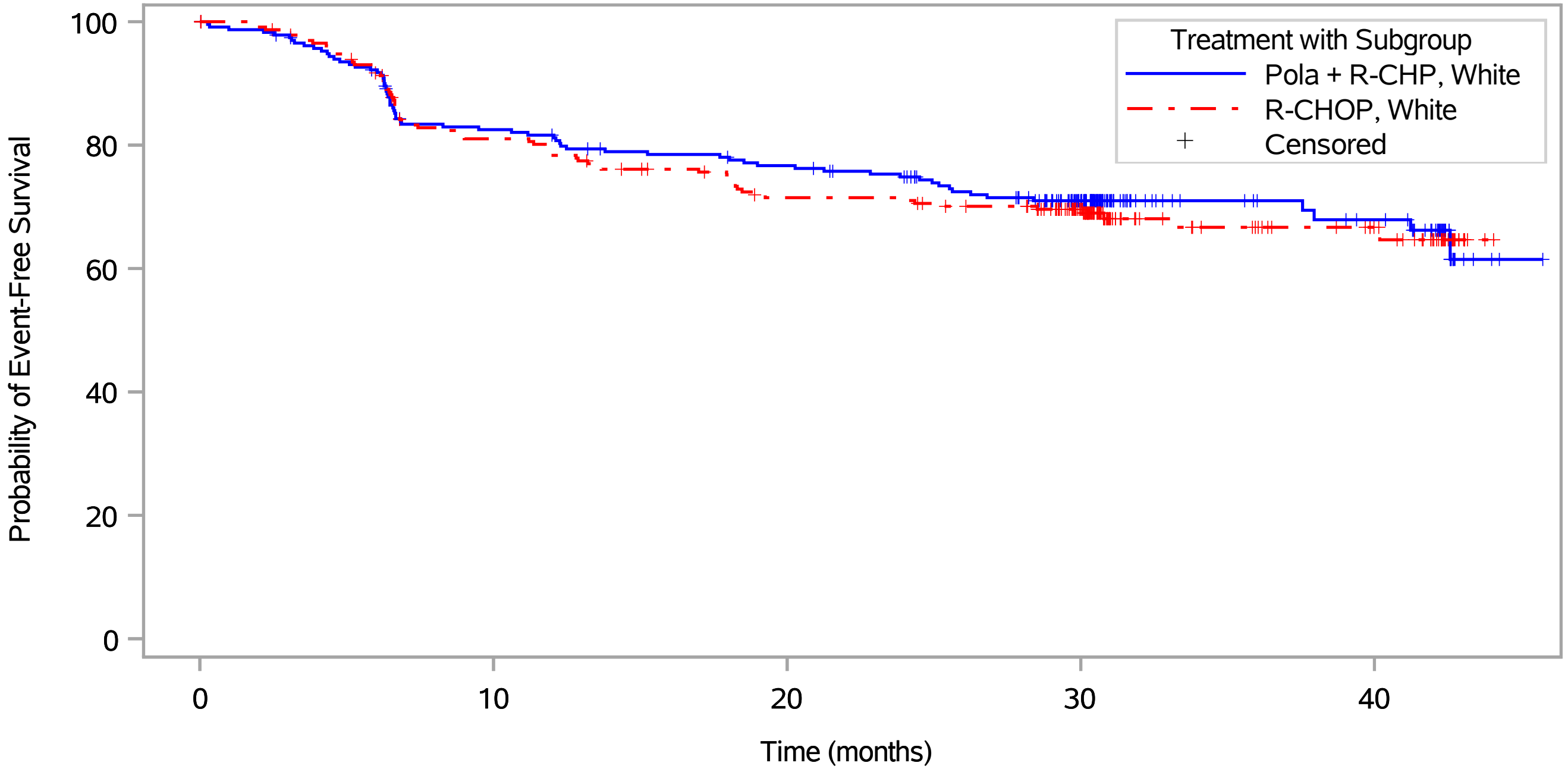

Patients at risk																
Pola + R-CHP, White	235	226	211	187	183	175	172	167	161	149	117	51	47	44	33	1
R-CHOP, White	236	225	208	182	175	168	163	154	154	147	117	49	43	38	24	NE
Patients censored																
Pola + R-CHP, White	0	4	6	9	10	12	13	14	17	22	53	119	123	124	134	165
R-CHOP, White	0	6	9	12	12	14	17	18	18	22	51	117	122	127	140	NE

Pola = Polatuzumab Vedotin.
Clinical cut-off: 15JUN2022

Program: ..al_studies/RO5541077/CDPT7884/GO39942/data_analysis/ACE_BASE/prod/program/g_km.sas
Output: ..ata_analysis/ACE_FINAL_OS/prod/output/g_km_sg1_EFSEFF_IT_POOLED_15JUN2022_39942.pdf
13MAR2023 19:43

POPULATION: Global and China Extension Population, Intent-To-Treat Population
ENDPOINT: Event-Free Survival (EFS - Efficacy, INV)
STUDY: GO39942

Race/ethnicity

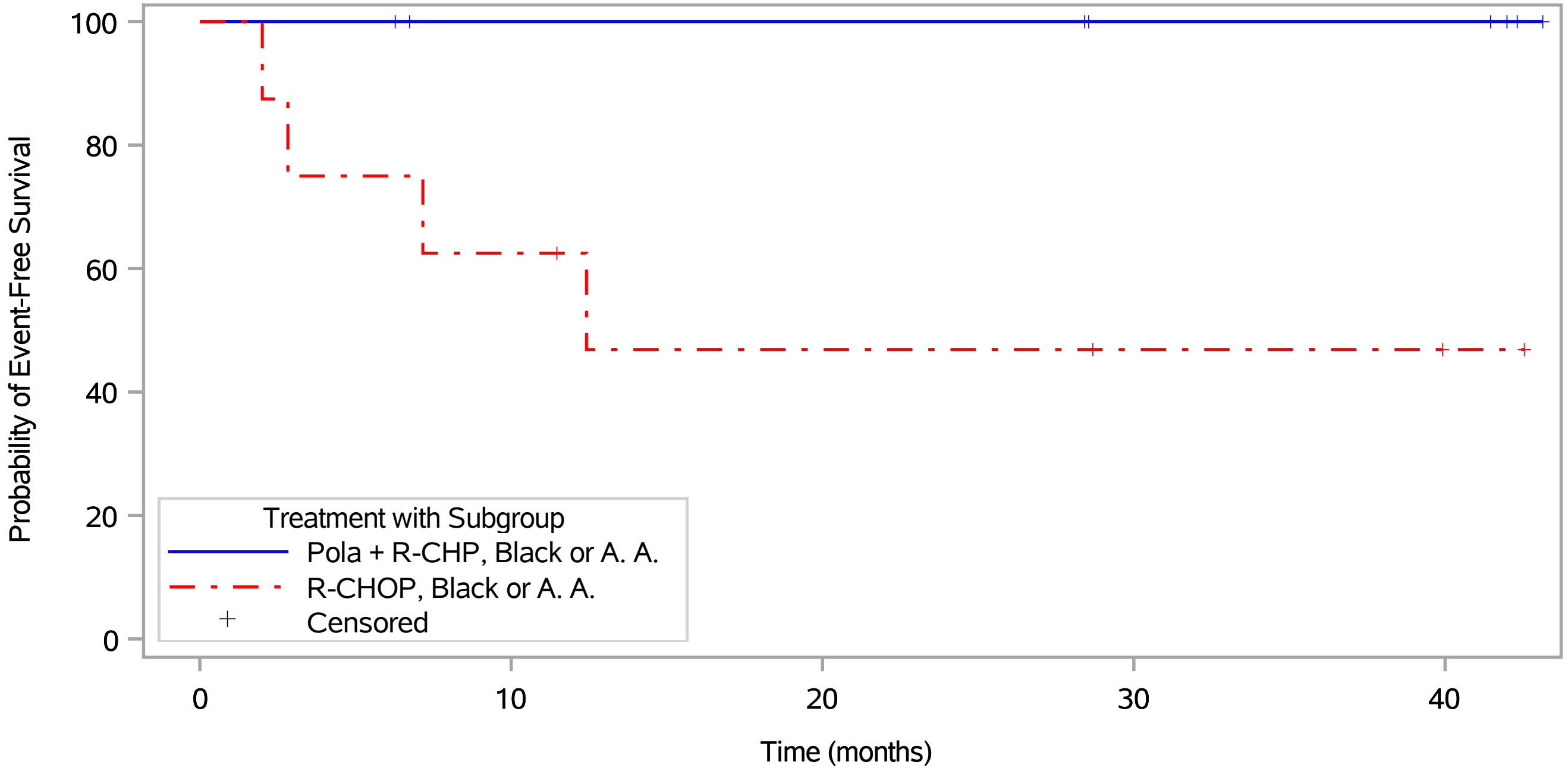

Patients at risk															
Pola + R-CHP, Black or A. A.	8	8	8	6	6	6	6	6	6	6	4	4	4	4	2
R-CHOP, Black or A. A.	8	6	6	5	4	3	3	3	3	3	2	2	2	2	1
Patients censored															
Pola + R-CHP, Black or A. A.	0	0	0	2	2	2	2	2	2	2	4	4	4	4	6
R-CHOP, Black or A. A.	0	0	0	0	1	1	1	1	1	1	2	2	2	2	3

Pola = Polatuzumab Vedotin.
Clinical cut-off: 15JUN2022

Program: ..al_studies/RO5541077/CDPT7884/GO39942/data_analysis/ACE_BASE/prod/program/g_km.sas
Output: ..ata_analysis/ACE_FINAL_OS/prod/output/g_km_sg1_EFSEFF_IT_POOLED_15JUN2022_39942.pdf
13MAR2023 19:43

POPULATION: Global and China Extension Population, Intent-To-Treat Population
ENDPOINT: Event-Free Survival (EFS - Efficacy, INV)
STUDY: GO39942

Race/ethnicity

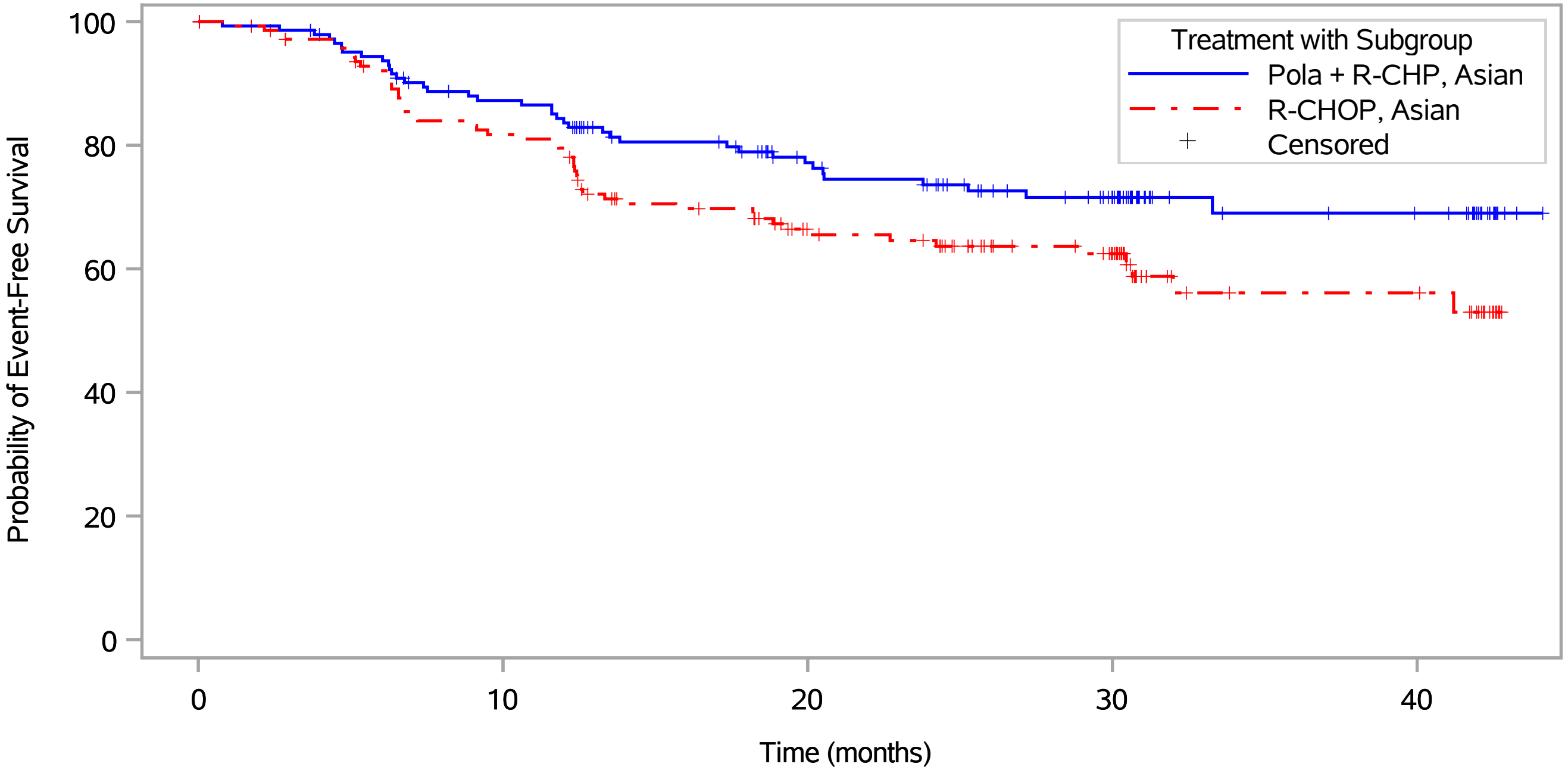

Patients at risk															
Pola + R-CHP, Asian	145	142	134	121	115	102	97	83	80	69	60	28	26	25	15
R-CHOP, Asian	145	134	125	114	108	89	87	71	69	54	48	20	19	19	14
Patients censored															
Pola + R-CHP, Asian	0	1	3	7	7	16	19	28	30	40	48	80	81	82	92
R-CHOP, Asian	0	7	9	9	9	16	17	28	29	43	48	73	74	74	78

Pola = Polatuzumab Vedotin.
Clinical cut-off: 15JUN2022

Program: ..al_studies/RO5541077/CDPT7884/GO39942/data_analysis/ACE_BASE/prod/program/g_km.sas
Output: ..ata_analysis/ACE_FINAL_OS/prod/output/g_km_sg1_EFSEFF_IT_POOLED_15JUN2022_39942.pdf
13MAR2023 19:43

POPULATION: Global and China Extension Population, Intent-To-Treat Population
ENDPOINT: Event-Free Survival (EFS - Efficacy, INV)
STUDY: GO39942

Race/ethnicity

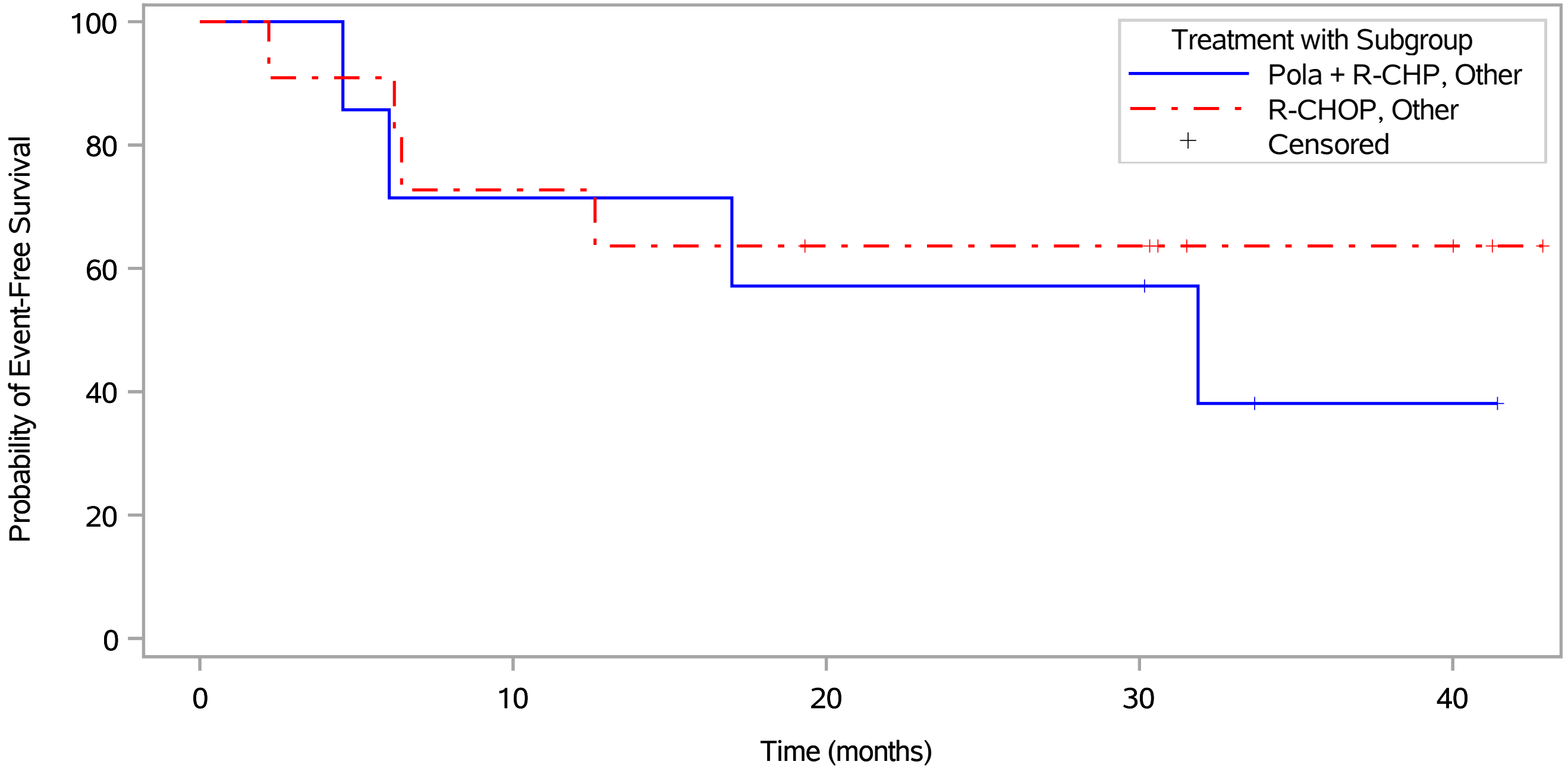

Patients at risk														
Pola + R-CHP, Other	7	7	6	5	5	5	4	4	4	4	4	2	1	1	NE
R-CHOP, Other	11	10	10	8	8	7	7	6	6	6	6	3	3	3	1
Patients censored														
Pola + R-CHP, Other	0	0	0	0	0	0	0	0	0	0	0	1	2	2	NE
R-CHOP, Other	0	0	0	0	0	0	0	1	1	1	1	4	4	4	6

Pola = Polatuzumab Vedotin.
Clinical cut-off: 15JUN2022

POPULATION: Global and China Extension Population, Intent-To-Treat Population
ENDPOINT: Event-Free Survival (EFS - Efficacy, INV)
STUDY: GO39942

Race/ethnicity

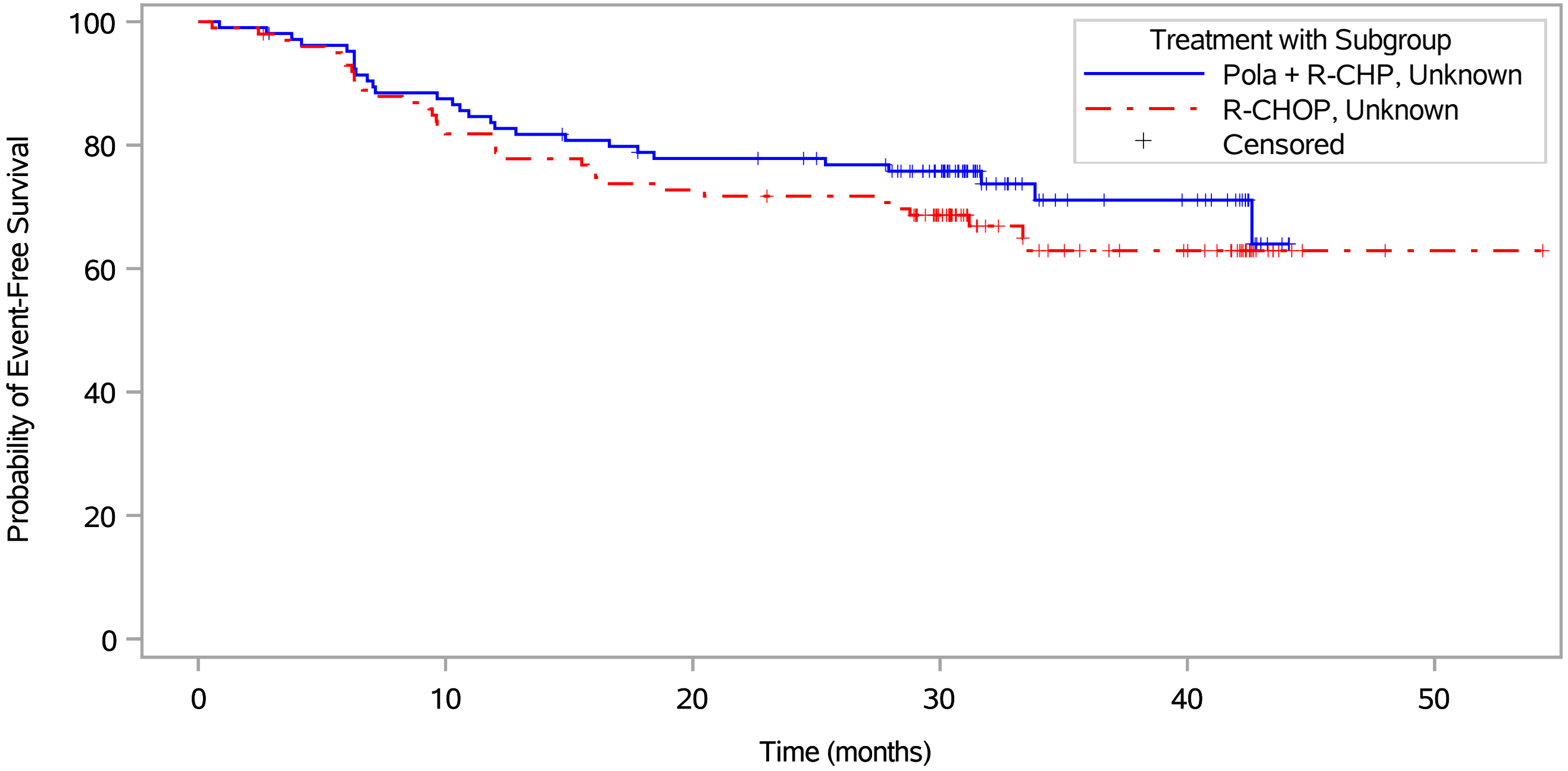

Patients at risk																			
Pola + R-CHP, Unknown	105	102	100	92	86	83	80	79	78	75	62	30	23	22	16	NE	NE	NE	NE
R-CHOP, Unknown	100	97	92	86	80	77	73	71	70	70	56	34	27	25	19	2	2	1	1
Patients censored																			
Pola + R-CHP, Unknown	0	1	1	1	1	2	3	3	4	6	18	49	55	56	62	NE	NE	NE	NE
R-CHOP, Unknown	0	1	1	1	1	1	1	1	2	2	13	34	39	41	47	64	65	65	65

Pola = Polatuzumab Vedotin.
Clinical cut-off: 15JUN2022

Program: ..al_studies/RO5541077/CDPT7884/GO39942/data_analysis/ACE_BASE/prod/program/g_km.sas
Output: ..ata_analysis/ACE_FINAL_OS/prod/output/g_km_sg1_EFSEFF_IT_POOLED_15JUN2022_39942.pdf
13MAR2023 19:43

POPULATION: Global and China Extension Population, Intent-To-Treat Population
ENDPOINT: Event-Free Survival (EFS - Efficacy, INV)
STUDY: GO39942

Cell of origin

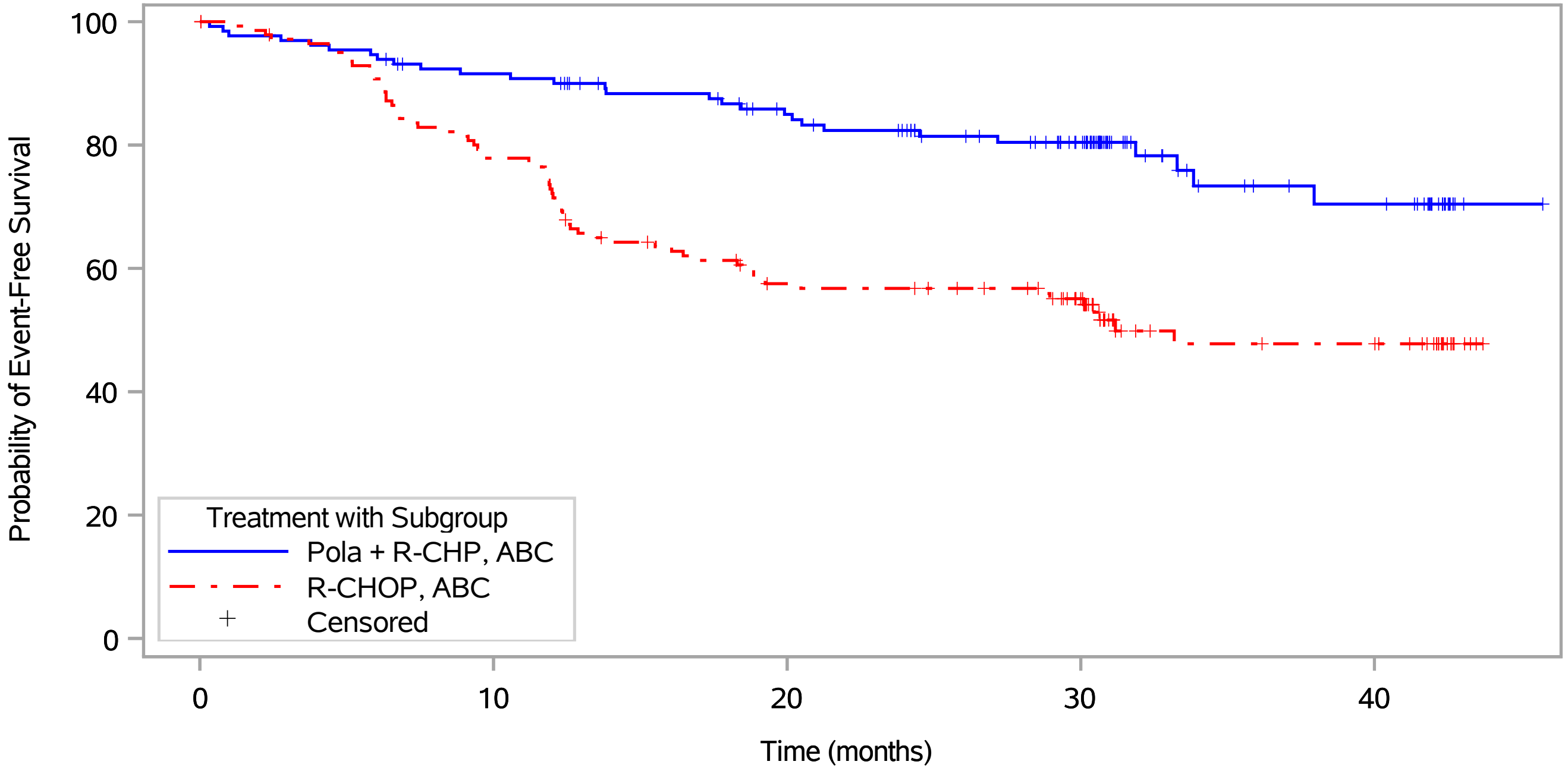

Patients at risk																
Pola + R-CHP, ABC	131	127	124	117	116	107	104	95	92	83	71	33	26	24	14	1
R-CHOP, ABC	143	136	127	115	101	88	83	74	74	70	58	24	23	22	17	NE
Patients censored																
Pola + R-CHP, ABC	0	0	0	3	3	9	10	15	17	25	36	73	78	79	89	102
R-CHOP, ABC	0	3	3	3	3	5	6	9	9	13	23	53	53	54	59	NE

Pola = Polatuzumab Vedotin.
Clinical cut-off: 15JUN2022

Program: ..al_studies/RO5541077/CDPT7884/GO39942/data_analysis/ACE_BASE/prod/program/g_km.sas
Output: ..ata_analysis/ACE_FINAL_OS/prod/output/g_km_sg1_EFSEFF_IT_POOLED_15JUN2022_39942.pdf
13MAR2023 19:43

POPULATION: Global and China Extension Population, Intent-To-Treat Population
ENDPOINT: Event-Free Survival (EFS - Efficacy, INV)
STUDY: GO39942

Cell of origin

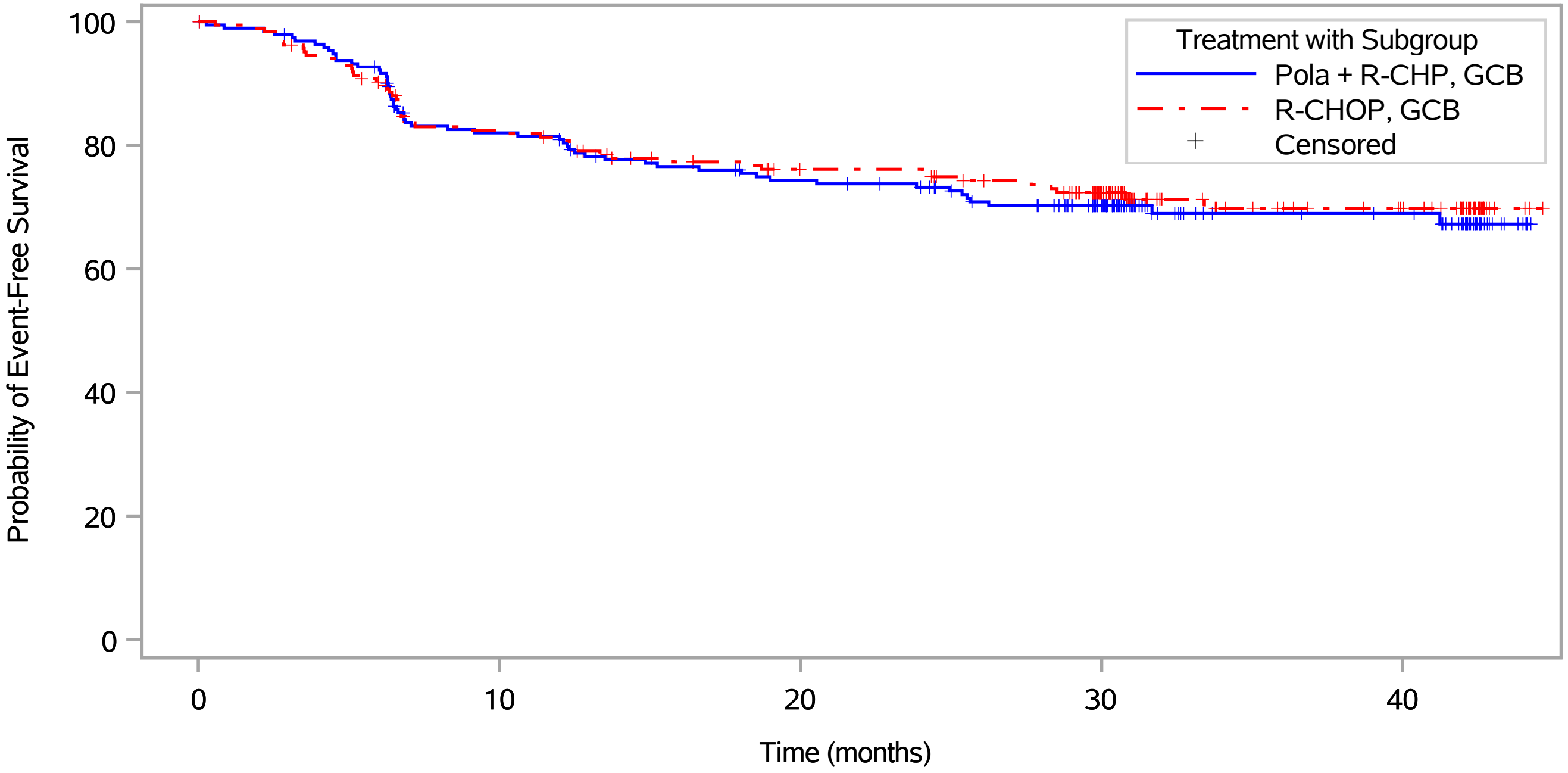

Patients at risk															
Pola + R-CHP, GCB	193	187	176	153	149	140	136	132	128	118	94	46	43	42	32
R-CHOP, GCB	187	178	164	147	144	133	130	124	124	116	92	50	43	39	28
Patients censored															
Pola + R-CHP, GCB	0	2	3	7	8	10	12	12	15	20	44	91	94	95	104
R-CHOP, GCB	0	2	5	8	9	14	16	20	20	25	46	87	93	97	108

Pola = Polatuzumab Vedotin.
Clinical cut-off: 15JUN2022

Program: ..al_studies/RO5541077/CDPT7884/GO39942/data_analysis/ACE_BASE/prod/program/g_km.sas
Output: ..ata_analysis/ACE_FINAL_OS/prod/output/g_km_sg1_EFSEFF_IT_POOLED_15JUN2022_39942.pdf
13MAR2023 19:43

POPULATION: Global and China Extension Population, Intent-To-Treat Population
ENDPOINT: Event-Free Survival (EFS - Efficacy, INV)
STUDY: GO39942
Cell of origin

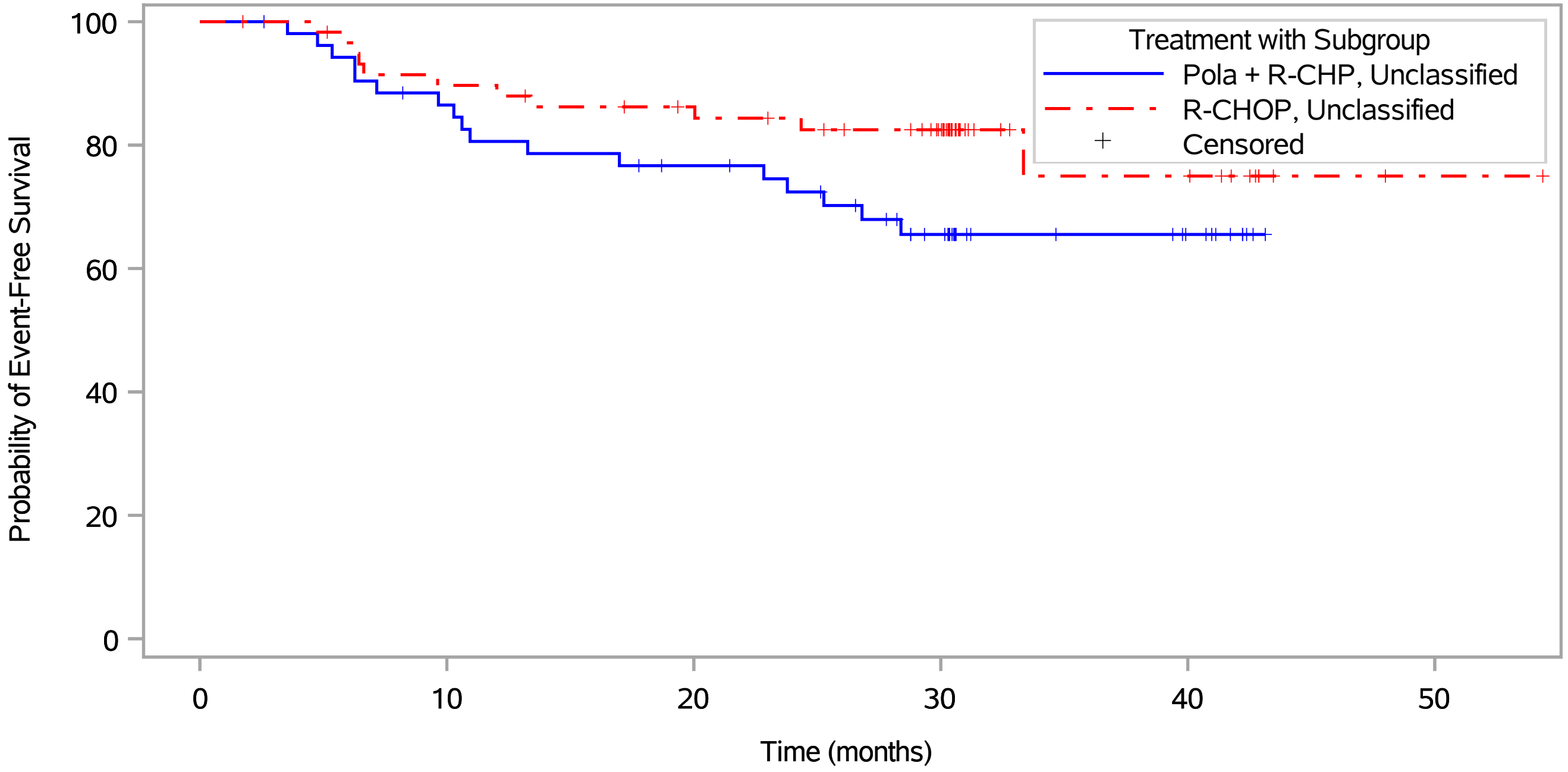

Patients at risk																			
Pola + R-CHP, Unclassified	53	52	49	45	41	40	38	37	34	30	24	13	12	12	5	NE	NE	NE	NE
R-CHOP, Unclassified	60	59	56	53	52	49	48	46	45	42	37	11	10	10	7	2	2	1	1
Patients censored																			
Pola + R-CHP, Unclassified	0	1	1	2	2	2	3	4	5	7	12	23	24	24	31	NE	NE	NE	NE
R-CHOP, Unclassified	0	1	2	2	2	3	4	5	6	8	13	39	39	39	42	47	48	48	48

Pola = Polatuzumab Vedotin.
Clinical cut-off: 15JUN2022

Program: ..al_studies/RO5541077/CDPT7884/GO39942/data_analysis/ACE_BASE/prod/program/g_km.sas
Output: ..ata_analysis/ACE_FINAL_OS/prod/output/g_km_sg1_EFSEFF_IT_POOLED_15JUN2022_39942.pdf
13MAR2023 19:43

POPULATION: Global and China Extension Population, Intent-To-Treat Population
ENDPOINT: Event-Free Survival (EFS - Efficacy, INV)
STUDY: GO39942

Cell of origin

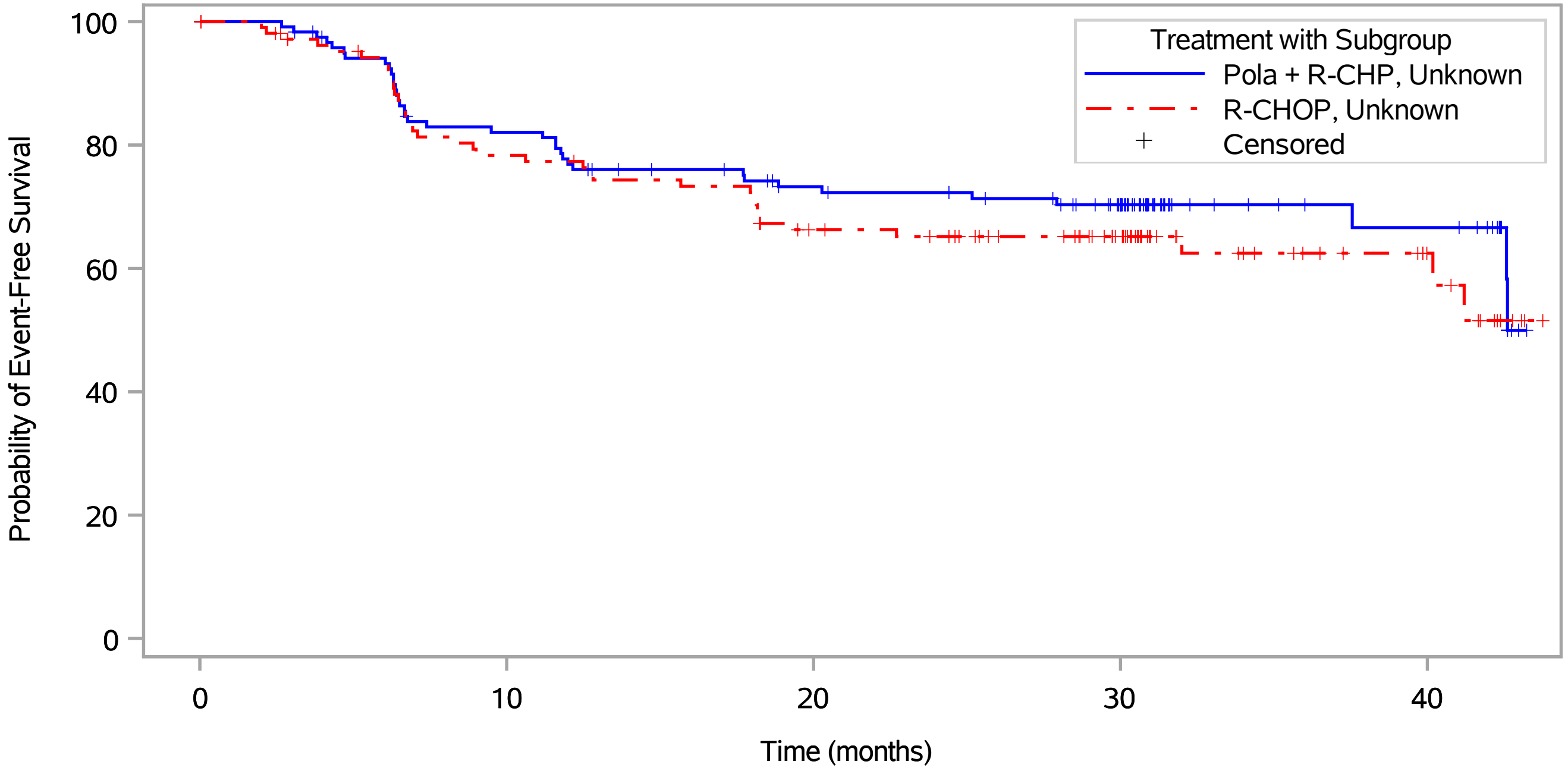

Patients at risk															
Pola + R-CHP, Unknown	123	119	110	96	89	84	81	75	75	72	58	23	20	18	15
R-CHOP, Unknown	110	99	94	80	78	74	72	61	59	52	42	23	18	16	7
Patients censored															
Pola + R-CHP, Unknown	0	3	6	7	7	11	12	16	16	18	31	66	69	70	73
R-CHOP, Unknown	0	8	9	9	9	10	10	15	16	23	33	51	56	58	65

Pola = Polatuzumab Vedotin.
Clinical cut-off: 15JUN2022

Program: ..al_studies/RO5541077/CDPT7884/GO39942/data_analysis/ACE_BASE/prod/program/g_km.sas
Output: ..ata_analysis/ACE_FINAL_OS/prod/output/g_km_sg1_EFSEFF_IT_POOLED_15JUN2022_39942.pdf
13MAR2023 19:43

POPULATION: Global and China Extension Population, Intent-To-Treat Population
ENDPOINT: Event-Free Survival (EFS - Efficacy, INV)
STUDY: GO39942
Double/Triple-Hit Lymphoma (Central Review)

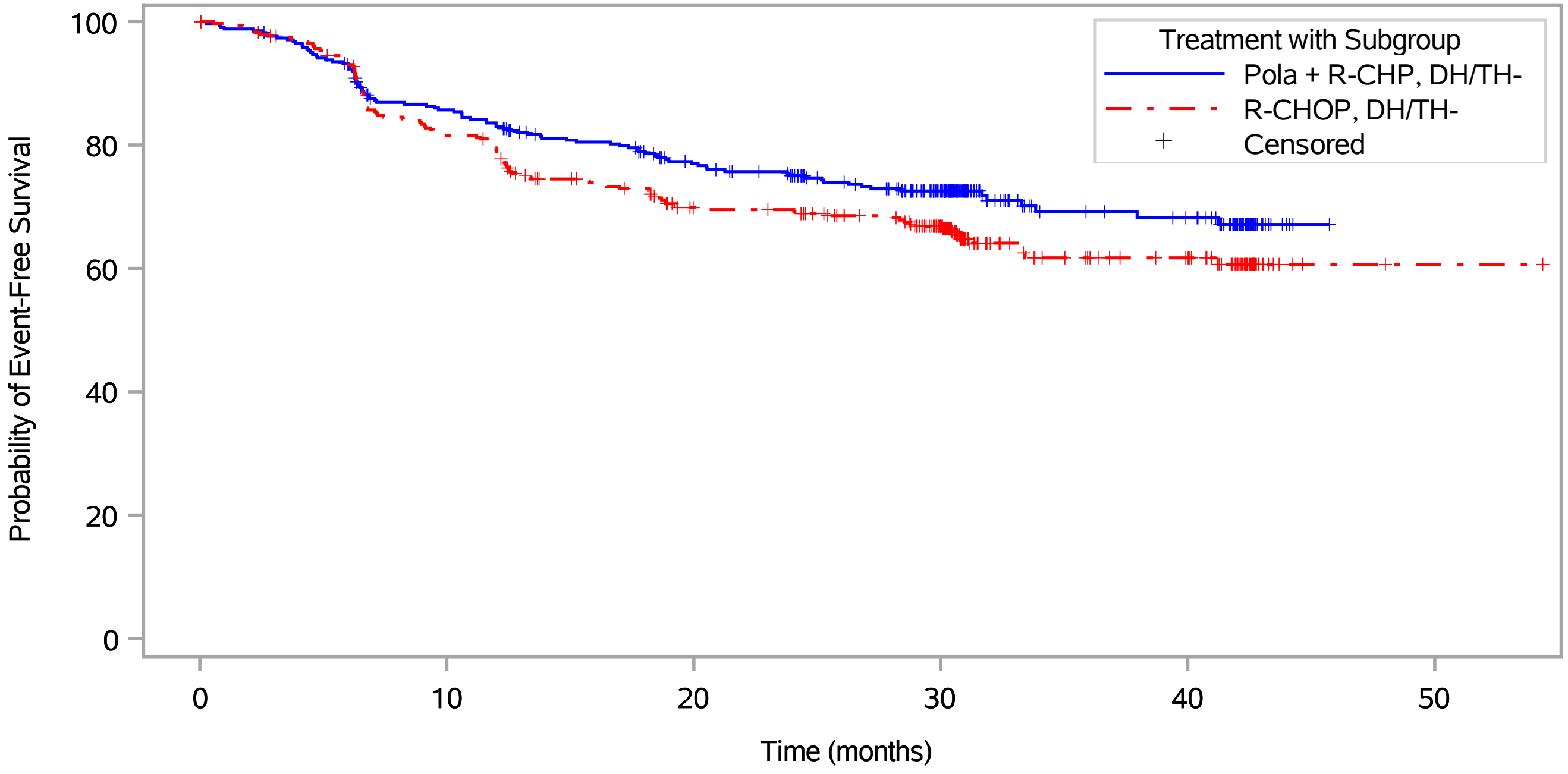

Patients at risk																			
Pola + R-CHP, DH/TH-	341	330	314	285	273	258	248	233	224	207	163	81	72	70	45	1	NE	NE	NE
R-CHOP, DH/TH-	351	337	318	284	269	245	237	217	216	201	168	81	71	66	48	2	2	1	1
Patients censored																			
Pola + R-CHP, DH/TH-	0	3	4	11	11	19	23	29	35	47	89	169	176	177	201	245	NE	NE	NE
R-CHOP, DH/TH-	0	6	9	10	11	19	22	31	32	44	72	154	161	166	183	229	230	230	230

Pola = Polatuzumab Vedotin.
Clinical cut-off: 15JUN2022

POPULATION: Global and China Extension Population, Intent-To-Treat Population
ENDPOINT: Event-Free Survival (EFS - Efficacy, INV)
STUDY: GO39942

Double/Triple-Hit Lymphoma (Central Review)

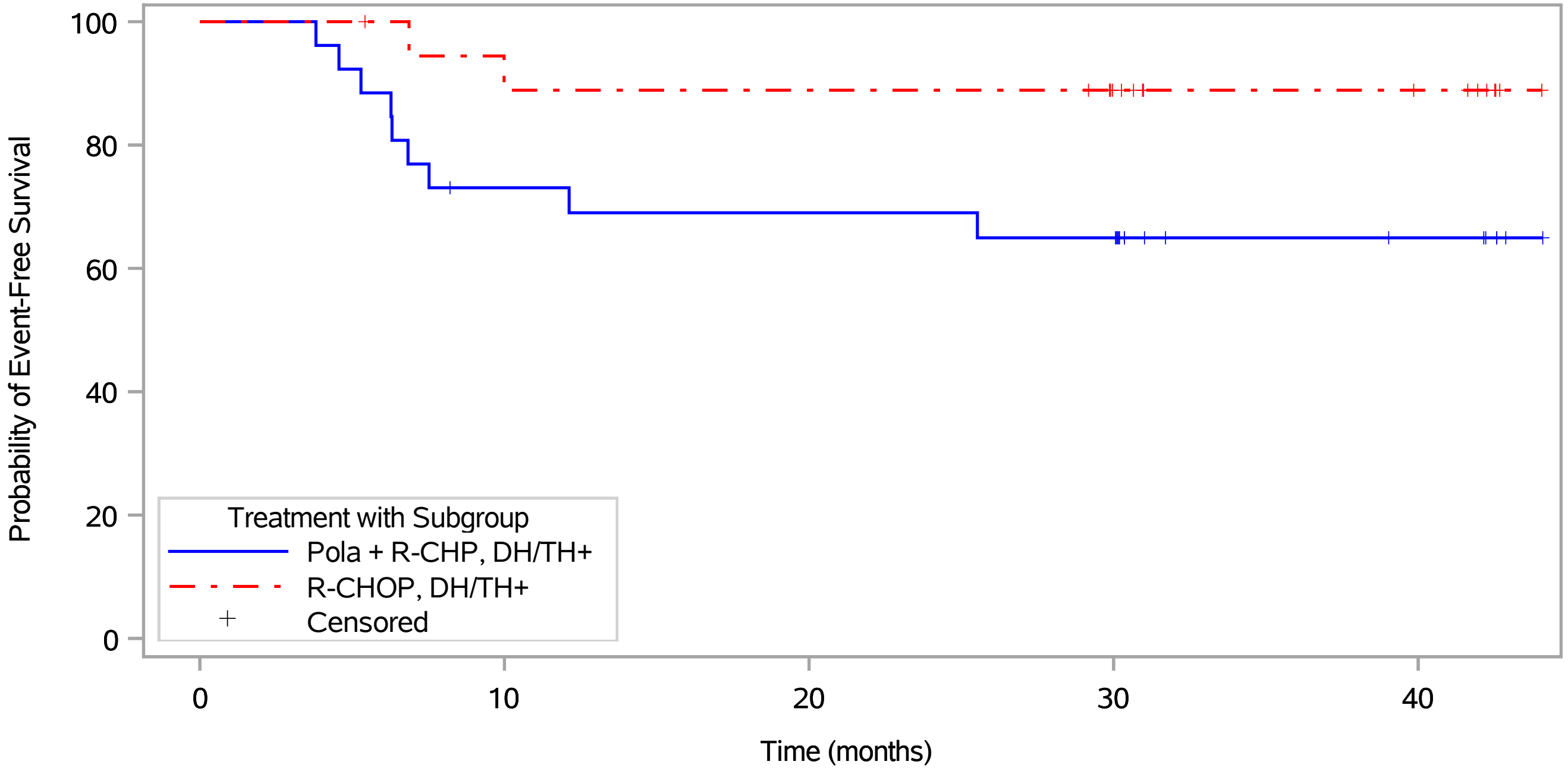

Patients at risk															
Pola + R-CHP, DH/TH+	26	26	23	18	18	17	17	17	17	16	16	7	7	7	6
R-CHOP, DH/TH+	19	19	18	17	16	16	16	16	16	16	12	8	8	8	5
Patients censored															
Pola + R-CHP, DH/TH+	0	0	0	1	1	1	1	1	1	1	1	10	10	10	11
R-CHOP, DH/TH+	0	0	1	1	1	1	1	1	1	1	5	9	9	9	12

Pola = Polatuzumab Vedotin.
Clinical cut-off: 15JUN2022

Program: ..al_studies/RO5541077/CDPT7884/GO39942/data_analysis/ACE_BASE/prod/program/g_km.sas
Output: ..ata_analysis/ACE_FINAL_OS/prod/output/g_km_sg1_EFSEFF_IT_POOLED_15JUN2022_39942.pdf
13MAR2023 19:43

POPULATION: Global and China Extension Population, Intent-To-Treat Population
ENDPOINT: Event-Free Survival (EFS - Efficacy, INV)
STUDY: GO39942

Double/Triple-Hit Lymphoma (Central Review)

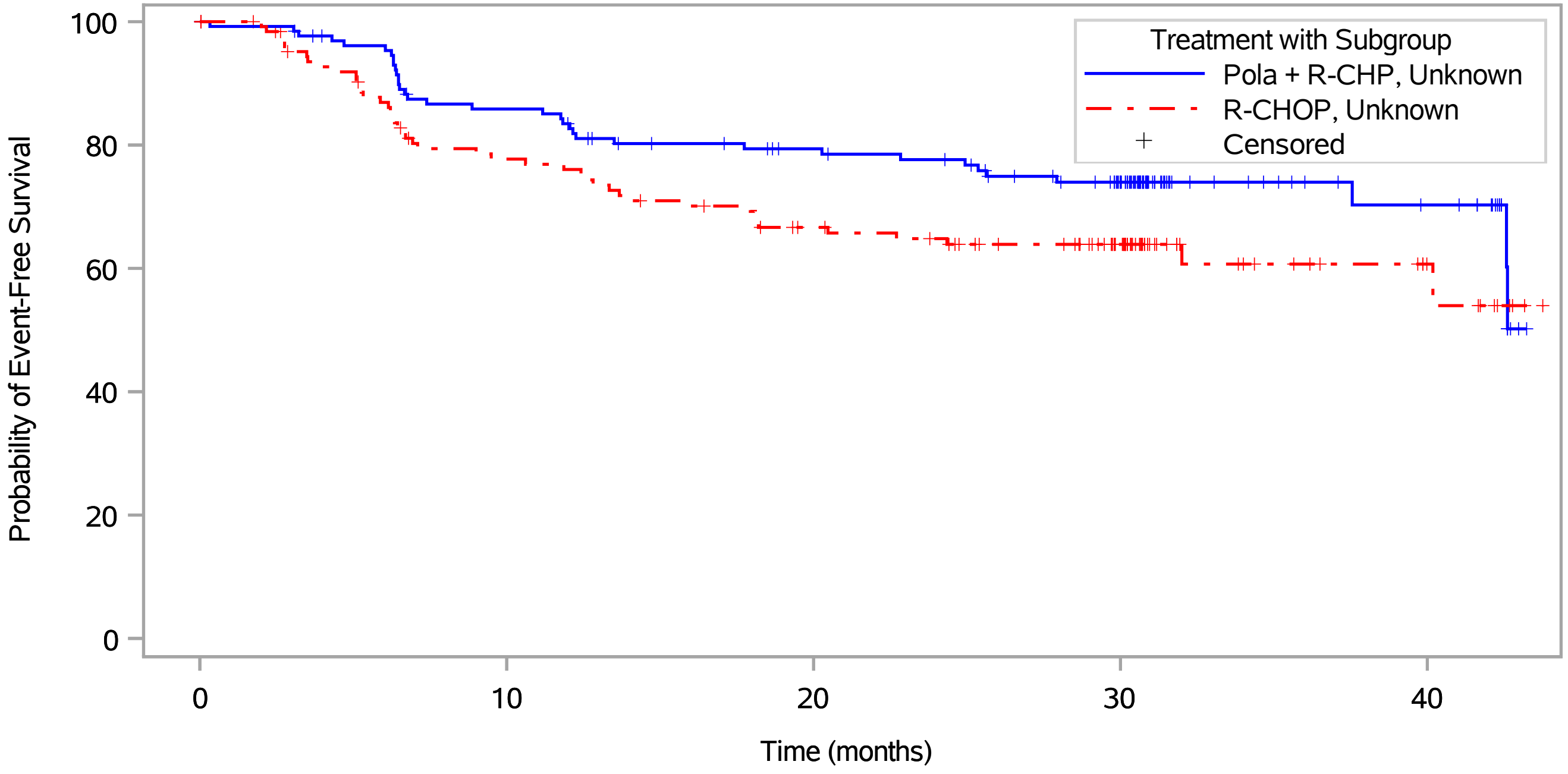

Patients at risk															
Pola + R-CHP, Unknown	133	129	122	108	104	96	94	89	88	80	68	27	22	19	15
R-CHOP, Unknown	130	116	105	94	90	83	80	72	70	63	49	19	15	13	6
Patients censored															
Pola + R-CHP, Unknown	0	3	6	7	8	12	13	17	17	22	33	74	79	81	85
R-CHOP, Unknown	0	8	9	11	11	12	13	17	18	24	38	67	71	73	79

Pola = Polatuzumab Vedotin.
Clinical cut-off: 15JUN2022

Program: ..al_studies/RO5541077/CDPT7884/GO39942/data_analysis/ACE_BASE/prod/program/g_km.sas
Output: ..ata_analysis/ACE_FINAL_OS/prod/output/g_km_sg1_EFSEFF_IT_POOLED_15JUN2022_39942.pdf
13MAR2023 19:43

POPULATION: Global and China Extension Population, Intent-To-Treat Population
ENDPOINT: Event-Free Survival (EFS - Efficacy, INV)
MODEL: descriptive
STUDY: GO39942
Overview of EFS First Contributing Event

	Polatuzumab Vedotin + R-CHP (N=500)		R-CHOP (N=500)	
	Patients		Patients	
Type of Event	Number of Patients with Event[1]	%	Number of Patients with Event[1]	%
EFS	139	27,8	167	33,4
Death	22	4,4	25	5,0
Progression Disease	104	20,8	126	25,2
NALT due to efficacy reasons	12	2,4	10	2,0
Positive biopsy	1	0,2	6	1,2

[1] Number of Patients with this Event as "first contributing event"
Clinical cut-off: 15JUN2022

Program: root/clinical_studies/RO5541077/CDPT7884/GO39942/data_analysis/ACE_FINAL_OS/prod/program/t_efs.sas
Output: root/clinical_studies/RO5541077/CDPT7884/GO39942/data_analysis/ACE_FINAL_OS/prod/output/t_efs_EFSEFF_IT_POOLED_15JUN2022_39942.xls
27OCT2023 17:24

POPULATION: Global and China Extension Population, Intent-To-Treat Population
ENDPOINT: Event-Free Survival (EFS, Composite-INV)
MODEL: Stratified Analysis by IPI score, Bulky disease, Geographical region
STUDY: GO39942
Time to Event Analysis (Efficacy)

		Polatuzumab Vedotin + R-CHP (N=500)												R-CHOP (N=500)												Polatuzumab Vedotin + R-CHP vs. R-CHOP					
		Patients		Patients with Event		Censored		Time to event						Patients		Patients with Event		Censored		Time to event						log-rank	Hazard Ratio				
Name	Level	n	%	n	%	n	%	Q1 (months)	95% Lower CL for Q1	95% Upper CL for Q1	Median (months)	95% Lower CL for Median	95% Upper CL for Median	n	%	n	%	n	%	Q1 (months)	95% Lower CL for Q1	95% Upper CL for Q1	Median (months)	95% Lower CL for Median	95% Upper CL for Median	p-value	Hazard Ratio	95% Lower CL	95% Upper CL		Convergence Status
All	n/a	500	100,0	169	33,8	331	66,2	11,6	7,1	18,5	NE	NE	NE	500	100,0	199	39,8	301	60,2	7,1	6,7	11,9	NE	41,2	NE	0,0301	0,80	0,65	0,98		Convergence criterion (GCONV=1E-8) satisfied.

* indicates convergence problem. Result is uninterpretable.
Clinical cut-off: 15JUN2022

Program: root/clinical_studies/RO5541077/CDPT7884/GO39942/data_analysis/ACE_BASE/prod/program/t_eff_tte.sas
Output: root/clinical_studies/RO5541077/CDPT7884/GO39942/data_analysis/ACE_FINAL_OS/prod/output/t_eff_tte_str_EFSEFF3c_IT_POOLED_15JUN2022_39942.xls
07JUL2023 8:01

POPULATION: Global and China Extension Population, Intent-To-Treat Population
ENDPOINT: Event-Free Survival (EFS, Composite-INV)
STUDY: GO39942

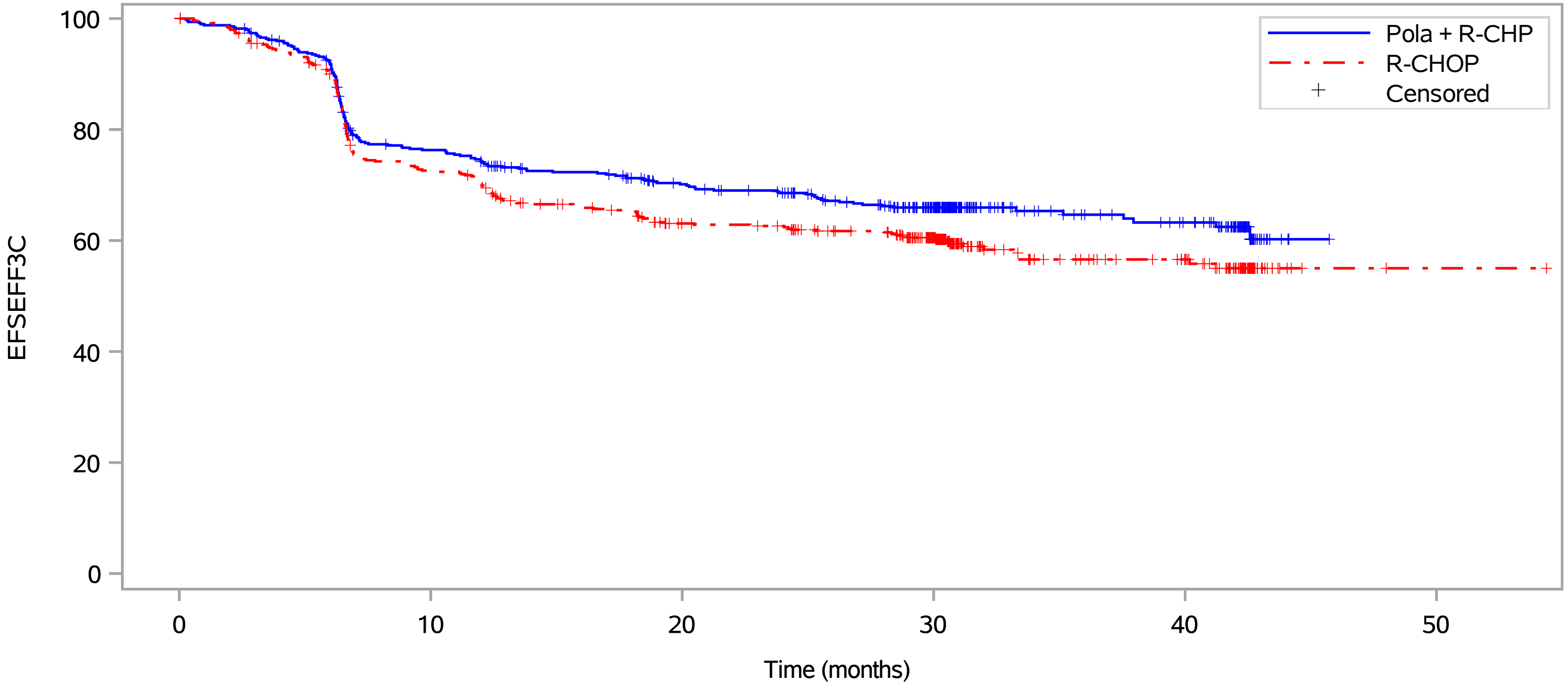

Patients at risk																			
Pola + R-CHP	500	481	451	369	356	337	327	309	301	278	226	107	95	90	62	1	NE	NE	NE
R-CHOP	500	468	435	357	338	312	303	279	276	258	209	100	88	82	56	2	2	1	1
Patients censored																			
Pola + R-CHP	0	6	9	17	18	28	33	42	47	62	111	230	240	243	270	330	NE	NE	NE
R-CHOP	0	10	16	17	18	26	30	42	44	58	102	206	215	221	245	299	300	300	300

Pola = Polatuzumab Vedotin.
Clinical cut-off: 15JUN2022

Program: ..al_studies/RO5541077/CDPT7884/GO39942/data_analysis/ACE_BASE/prod/program/g_km.sas
Output: ../data_analysis/ACE_FINAL_OS/prod/output/g_km_EFSEFF3c_IT_POOLED_15JUN2022_39942.pdf
07JUL2023 8:01

POPULATION: Global and China Extension Population, Intent-To-Treat Population
ENDPOINT: Event-Free Survival (EFS, Composite-INV)
MODEL: Unstratified Analysis
STUDY: GO39942
Time to Event Analysis by Subgroups (Efficacy)

		Polatuzumab Vedotin + R-CHP (N=500)												R-CHOP (N=500)												Polatuzumab Vedotin + R-CHP vs. R-CHOP						
		Patients		Patients with Event		Censored		Time to event						Patients		Patients with Event		Censored		Time to event						log-rank	Hazard Ratio					Interaction Test
Name	Level	n	%	n	%	n	%	Q1 (months)	95% Lower CL for Q1	95% Upper CL for Q1	Median (months)	95% Lower CL for Median	95% Upper CL for Median	n	%	n	%	n	%	Q1 (months)	95% Lower CL for Q1	95% Upper CL for Q1	Median (months)	95% Lower CL for Median	95% Upper CL for Median	p-value	Hazard Ratio	95% Lower CL	95% Upper CL		Convergence Status	p-value (likelihood ratio)
All	n/a	500	100,0	169	33,8	331	66,2	11,6	7,1	18,5	NE	NE	NE	500	100,0	199	39,8	301	60,2	7,1	6,7	11,9	NE	41,2	NE	0,0496	0,81	0,66	1,00		Convergence criterion (GCONV=1E-8) satisfied.	
Sex	Male	268	53,6	91	34,0	177	66,0	10,9	6,7	20,5	NE	42,6	NE	270	54,0	125	46,3	145	53,7	6,7	6,5	7,1	33,4	25,3	NE	0,0045	0,68	0,52	0,89		Convergence criterion (GCONV=1E-8) satisfied.	0,0414
	Female	232	46,4	78	33,6	154	66,4	12,0	6,8	23,8	NE	NE	NE	230	46,0	74	32,2	156	67,8	12,6	9,4	24,3	NE	NE	NE	0,7837	1,05	0,76	1,44		Convergence criterion (GCONV=1E-8) satisfied.	
Age	<= 60	167	33,4	59	35,3	108	64,7	6,8	6,5	18,9	NE	NE	NE	158	31,6	63	39,9	95	60,1	6,7	6,5	9,4	NE	32,0	NE	0,3983	0,86	0,60	1,22		Convergence criterion (GCONV=1E-8) satisfied.	0,7163
	> 60	333	66,6	110	33,0	223	67,0	12,3	8,8	25,3	NE	NE	NE	342	68,4	136	39,8	206	60,2	10,0	6,7	12,5	NE	40,2	NE	0,0647	0,79	0,61	1,02		Convergence criterion (GCONV=1E-8) satisfied.	
Geographic region	Western Europe/United States/Canada/Australia	302	60,4	95	31,5	207	68,5	12,0	6,7	25,4	NE	NE	NE	301	60,2	114	37,9	187	62,1	9,0	6,6	12,8	NE	NE	NE	0,1457	0,82	0,62	1,07		Convergence criterion (GCONV=1E-8) satisfied.	0,2586
	Asia	141	28,2	45	31,9	96	68,1	17,3	7,5	27,2	NE	NE	NE	140	28,0	60	42,9	80	57,1	7,2	6,6	12,5	41,2	24,2	NE	0,0388	0,67	0,45	0,98		Convergence criterion (GCONV=1E-8) satisfied.	
	Rest of World	57	11,4	29	50,9	28	49,1	6,6	6,1	17,0	37,6	17,0	NE	59	11,8	25	42,4	34	57,6	6,6	6,3	18,1	NE	18,1	NE	0,6674	1,13	0,66	1,93		Convergence criterion (GCONV=1E-8) satisfied.	
Race/ethnicity	White	235	47,0	87	37,0	148	63,0	6,7	6,5	18,5	NE	42,6	NE	236	47,2	87	36,9	149	63,1	6,9	6,5	12,9	NE	NE	NE	0,9805	1,00	0,75	1,35		Convergence criterion (GCONV=1E-8) satisfied.	0,0024
	Black or African American	8	1,6	0	0,0	8	100,0	NE	NE	NE	NE	NE	NE	8	1,6	5	62,5	3	37,5	4,0	2,0	12,4	9,5	2,8	NE	0,0094	0,00	0,00	NE		Convergence criterion (GCONV=1E-8) satisfied.	
	Asian	145	29,0	46	31,7	99	68,3	13,8	8,9	27,2	NE	NE	NE	145	29,0	62	42,8	83	57,2	7,2	6,6	12,4	41,2	24,2	NE	0,0314	0,66	0,45	0,97		Convergence criterion (GCONV=1E-8) satisfied.	
	Other	7	1,4	5	71,4	2	28,6	6,0	4,6	17,0	8,8	6,0	NE	11	2,2	4	36,4	7	63,6	6,4	2,2	NE	NE	6,4	NE	0,1961	2,33	0,62	8,73		Convergence criterion (GCONV=1E-8) satisfied.	
	Unknown	105	21,0	31	29,5	74	70,5	17,8	7,2	NE	NE	NE	NE	100	20,0	41	41,0	59	59,0	11,0	6,6	20,5	NE	33,4	NE	0,1425	0,71	0,44	1,13		Convergence criterion (GCONV=1E-8) satisfied.	
ECOG performance status	0-1	419	83,8	141	33,7	278	66,3	12,1	7,0	20,2	NE	NE	NE	416	83,2	165	39,7	251	60,3	9,4	6,8	12,3	NE	40,2	NE	0,0832	0,82	0,65	1,03		Convergence criterion (GCONV=1E-8) satisfied.	0,7654
	2	81	16,2	28	34,6	53	65,4	7,2	6,4	NE	NE	NE	NE	82	16,4	34	41,5	48	58,5	6,5	5,8	9,5	NE	16,5	NE	0,2739	0,76	0,46	1,25		Convergence criterion (GCONV=1E-8) satisfied.	
	Missing	0	0,0	0	0,0	0	0,0	NE	NE	NE	NE	NE	NE	2	0,4	0	0,0	2	100,0	NE	NE	NE	NE	NE	NE	NE	NE	NE	NE		Convergence criterion (GCONV=1E-8) satisfied.	
Cell of origin (determined by gene expression)	ABC	131	26,2	32	24,4	99	75,6	33,3	18,4	NE	NE	NE	NE	143	28,6	71	49,7	72	50,3	9,5	6,7	12,0	30,7	18,3	NE	<.0001	0,41	0,27	0,63		Convergence criterion (GCONV=1E-8) satisfied.	0,0003
	GCB	193	38,6	76	39,4	117	60,6	6,6	6,4	12,1	NE	NE	NE	187	37,4	65	34,8	122	65,2	6,8	6,6	18,7	NE	NE	NE	0,3858	1,16	0,83	1,61		Convergence criterion (GCONV=1E-8) satisfied.	
	Unclassified	53	10,6	19	35,8	34	64,2	10,6	6,4	NE	NE	28,4	NE	60	12,0	17	28,3	43	71,7	13,4	6,5	NE	NE	33,4	NE	0,4545	1,28	0,67	2,47		Convergence criterion (GCONV=1E-8) satisfied.	
	Unknown	123	24,6	42	34,1	81	65,9	7,4	6,6	27,9	NE	42,6	NE	110	22,0	46	41,8	64	58,2	6,7	6,3	12,6	41,2	18,2	NE	0,1862	0,75	0,50	1,15		Convergence criterion (GCONV=1E-8) satisfied.	
IPI score at Screening	1-2	188	37,6	55	29,3	133	70,7	18,5	6,7	NE	NE	NE	NE	187	37,4	57	30,5	130	69,5	18,2	6,8	33,4	NE	NE	NE	0,8749	0,97	0,67	1,41		Convergence criterion (GCONV=1E-8) satisfied.	0,0874
	3	199	39,8	62	31,2	137	68,8	17,3	8,3	27,2	NE	NE	NE	186	37,2	85	45,7	101	54,3	6,7	6,4	11,1	40,2	24,3	NE	0,0033	0,61	0,44	0,85		Convergence criterion (GCONV=1E-8) satisfied.	
	4-5	113	22,6	52	46,0	61	54,0	6,7	6,3	9,7	37,9	23,8	NE	127	25,4	57	44,9	70	55,1	6,8	6,5	12,0	NE	18,2	NE	0,9816	1,00	0,69	1,46		Convergence criterion (GCONV=1E-8) satisfied.	
Baseline Bulky Disease	Present	211	42,2	88	41,7	123	58,3	6,8	6,4	9,2	NE	33,3	NE	218	43,6	99	45,4	119	54,6	6,5	6,3	6,7	NE	18,2	NE	0,4108	0,89	0,66	1,18		Convergence criterion (GCONV=1E-8) satisfied.	0,4265
	Absent	289	57,8	81	28,0	208	72,0	23,9	12,8	42,6	NE	NE	NE	282	56,4	100	35,5	182	64,5	12,5	11,4	18,9	NE	NE	NE	0,0510	0,75	0,56	1,00		Convergence criterion (GCONV=1E-8) satisfied.	
Double Expressor Lymphoma by IHC (Central Review)	DEL	150	30,0	49	32,7	101	67,3	12,0	6,6	33,3	NE	NE	NE	163	32,6	78	47,9	85	52,1	7,2	6,6	11,9	33,4	18,9	NE	0,0177	0,65	0,45	0,93		Convergence criterion (GCONV=1E-8) satisfied.	0,0936
	Non DEL	253	50,6	89	35,2	164	64,8	11,6	6,9	19,0	NE	NE	NE	244	48,8	84	34,4	160	65,6	6,9	6,6	16,5	NE	NE	NE	0,8774	0,98	0,72	1,32		Convergence criterion (GCONV=1E-8) satisfied.	
	Unknown	97	19,4	31	32,0	66	68,0	11,2	6,4	42,6	42,6	37,6	NE	93	18,6	37	39,8	56	60,2	7,1	6,3	18,1	NE	27,7	NE	0,3174	0,78	0,49	1,26		Convergence criterion (GCONV=1E-8) satisfied.	
Double/Triple-Hit Lymphoma (Central Review)	DH/TH-	341	68,2	118	34,6	223	65,4	10,9	6,9	18,9	NE	NE	NE	351	70,2	141	40,2	210	59,8	9,1	6,7	12,3	NE	41,2	NE	0,1707	0,84	0,66	1,08		Convergence criterion (GCONV=1E-8) satisfied.	0,1179
	DH/TH+	26	5,2	10	38,5	16	61,5	6,8	6,2	NE	NE	12,1	NE	19	3,8	4	21,1	15	78,9	NE	6,9	NE	NE	NE	NE	0,2242	2,02	0,63	6,45		Convergence criterion (GCONV=1E-8) satisfied.	
	Unknown	133	26,6	41	30,8	92	69,2	12,3	6,7	NE	NE	42,6	NE	130	26,0	54	41,5	76	58,5	6,6	6,2	11,9	40,2	22,7	NE	0,0357	0,65	0,43	0,97		Convergence criterion (GCONV=1E-8) satisfied.	

Test for interaction based on Likelihood-Ratio test for interaction with treatment effect
* indicates convergence problem. Result is uninterpretable.
Clinical cut-off: 15JUN2022

Program: root/clinical_studies/RO5541077/CDPT7884/GO39942/data_analysis/ACE_BASE/prod/program/t_eff_tte.sas
Output: root/clinical_studies/RO5541077/CDPT7884/GO39942/data_analysis/ACE_FINAL_OS/prod/output/t_eff_tte_sg1_EFSEFF3c_IT_POOLED_15JUN2022_39942.xls
07JUL2023 8:00

POPULATION: Global and China Extension Population, Intent-To-Treat Population
ENDPOINT: Event-Free Survival (EFS, Composite-INV)
STUDY: GO39942

Sex

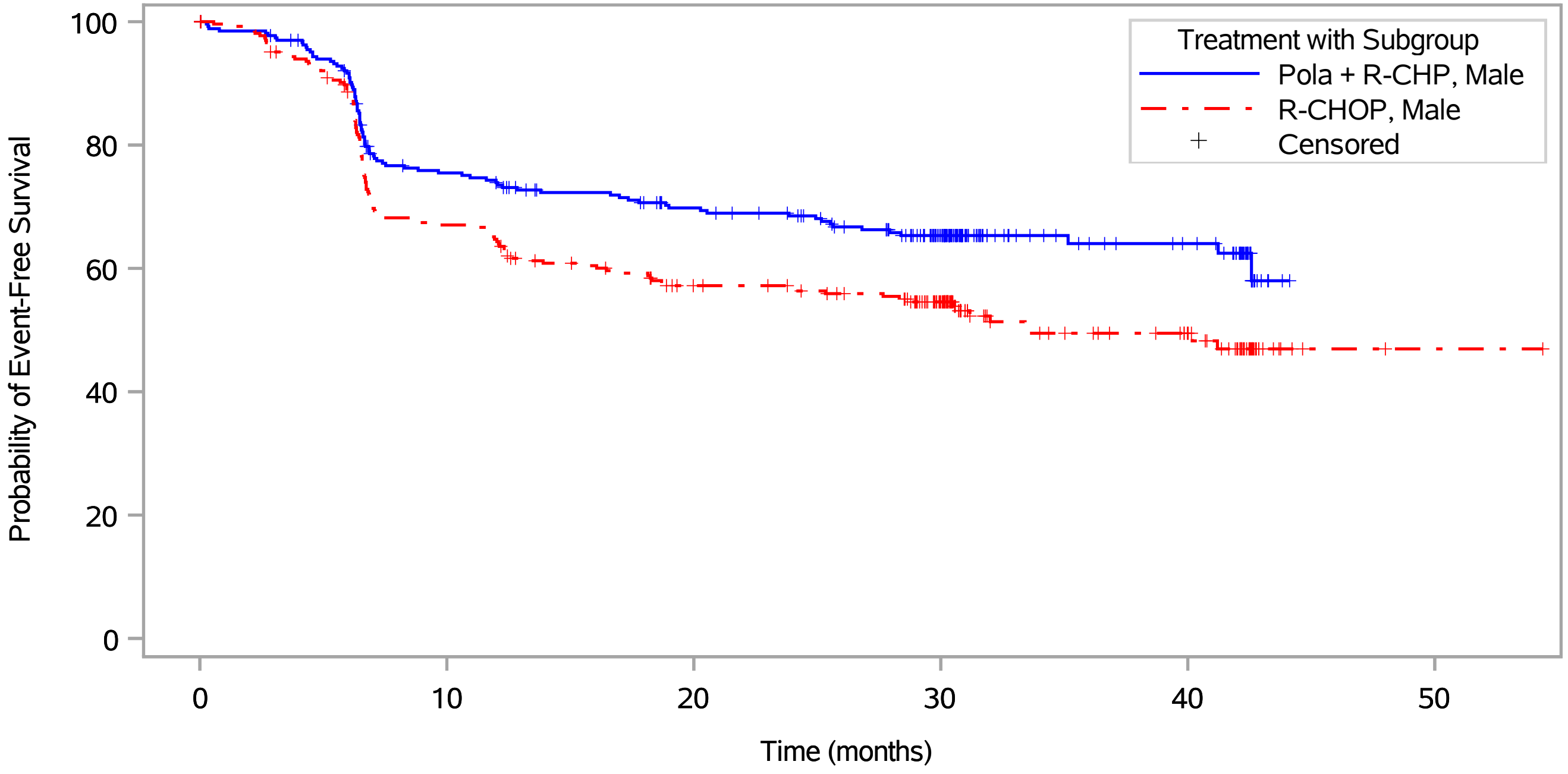

Patients at risk																			
Pola + R-CHP, Male	268	259	240	193	187	176	170	161	157	145	117	54	48	45	34	NE	NE	NE	NE
R-CHOP, Male	270	251	230	176	168	153	147	135	133	126	102	55	50	46	32	2	2	1	1
Patients censored																			
Pola + R-CHP, Male	0	3	6	12	13	20	22	27	30	37	63	126	131	134	144	NE	NE	NE	NE
R-CHOP, Male	0	6	10	10	10	15	17	24	26	30	51	94	97	101	113	143	144	144	144

Pola = Polatuzumab Vedotin.
Clinical cut-off: 15JUN2022

Program: ..al_studies/RO5541077/CDPT7884/GO39942/data_analysis/ACE_BASE/prod/program/g_km.sas
Output: ..a_analysis/ACE_FINAL_OS/prod/output/g_km_sg1_EFSEFF3c_IT_POOLED_15JUN2022_39942.pdf
27OCT2023 17:29

POPULATION: Global and China Extension Population, Intent-To-Treat Population
ENDPOINT: Event-Free Survival (EFS, Composite-INV)
STUDY: GO39942

Sex

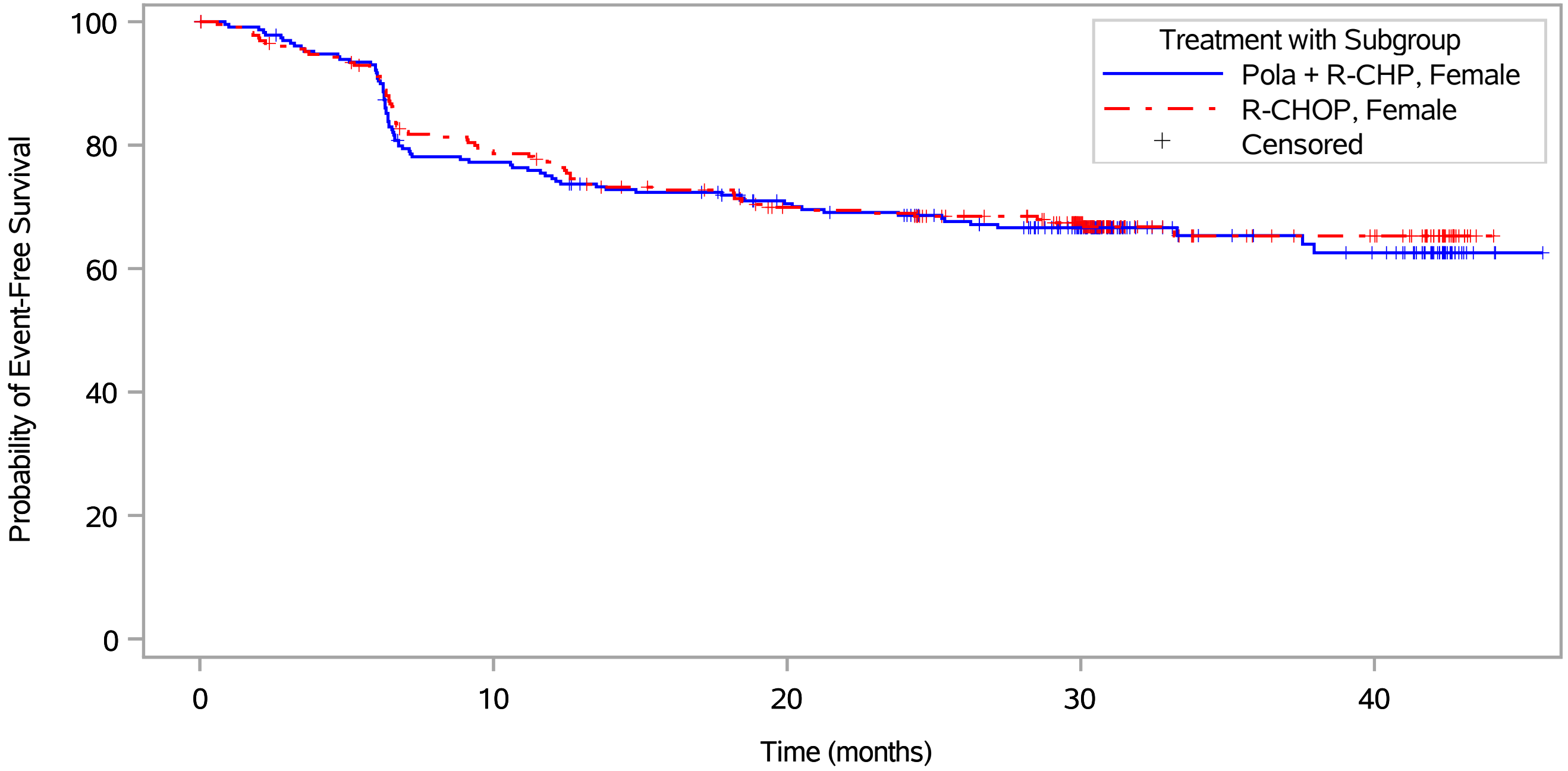

Patients at risk																
Pola + R-CHP, Female	232	222	211	176	169	161	157	148	144	133	109	53	47	45	28	1
R-CHOP, Female	230	217	205	181	170	159	156	144	143	132	107	45	38	36	24	NE
Patients censored																
Pola + R-CHP, Female	0	3	3	5	5	8	11	15	17	25	48	104	109	109	126	153
R-CHOP, Female	0	4	6	7	8	11	13	18	18	28	51	112	118	120	132	NE

Pola = Polatuzumab Vedotin.
Clinical cut-off: 15JUN2022

Program: ..al_studies/RO5541077/CDPT7884/GO39942/data_analysis/ACE_BASE/prod/program/g_km.sas
Output: ..a_analysis/ACE_FINAL_OS/prod/output/g_km_sg1_EFSEFF3c_IT_POOLED_15JUN2022_39942.pdf
27OCT2023 17:29

POPULATION: Global and China Extension Population, Intent-To-Treat Population
ENDPOINT: Event-Free Survival (EFS, Composite-INV)
STUDY: GO39942

Race/ethnicity

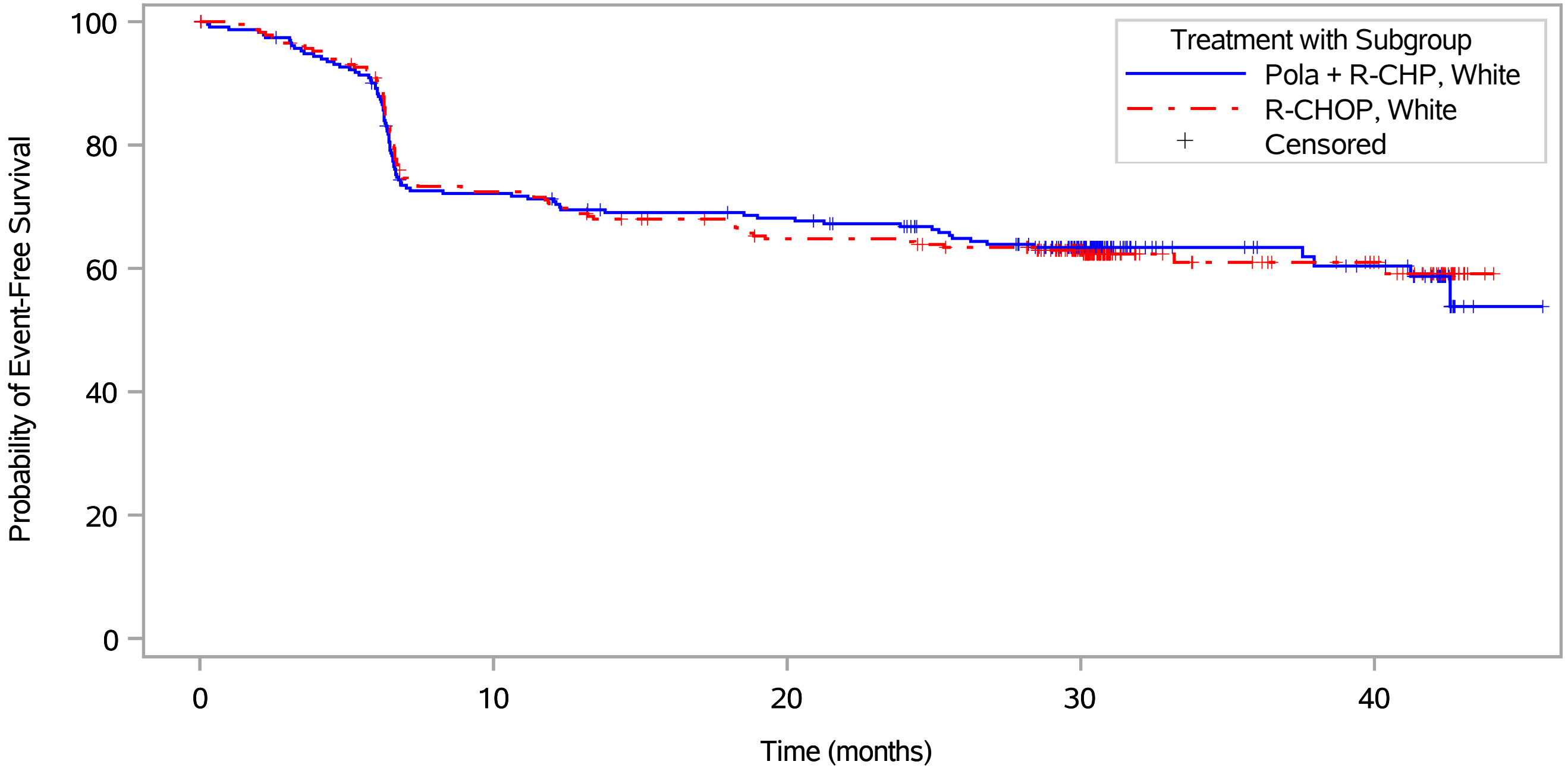

Patients at risk																
Pola + R-CHP, White	235	225	205	164	161	154	153	149	144	133	105	46	43	40	30	1
R-CHOP, White	236	223	207	165	158	152	149	141	141	135	107	46	42	38	24	NE
Patients censored																
Pola + R-CHP, White	0	4	5	7	8	10	11	12	15	20	47	106	109	110	119	147
R-CHOP, White	0	5	8	9	9	11	14	15	15	18	45	105	108	112	125	NE

Pola = Polatuzumab Vedotin.
Clinical cut-off: 15JUN2022

Program: ..al_studies/RO5541077/CDPT7884/GO39942/data_analysis/ACE_BASE/prod/program/g_km.sas
Output: ..a_analysis/ACE_FINAL_OS/prod/output/g_km_sg1_EFSEFF3c_IT_POOLED_15JUN2022_39942.pdf
27OCT2023 17:29

POPULATION: Global and China Extension Population, Intent-To-Treat Population
ENDPOINT: Event-Free Survival (EFS, Composite-INV)
STUDY: GO39942

Race/ethnicity

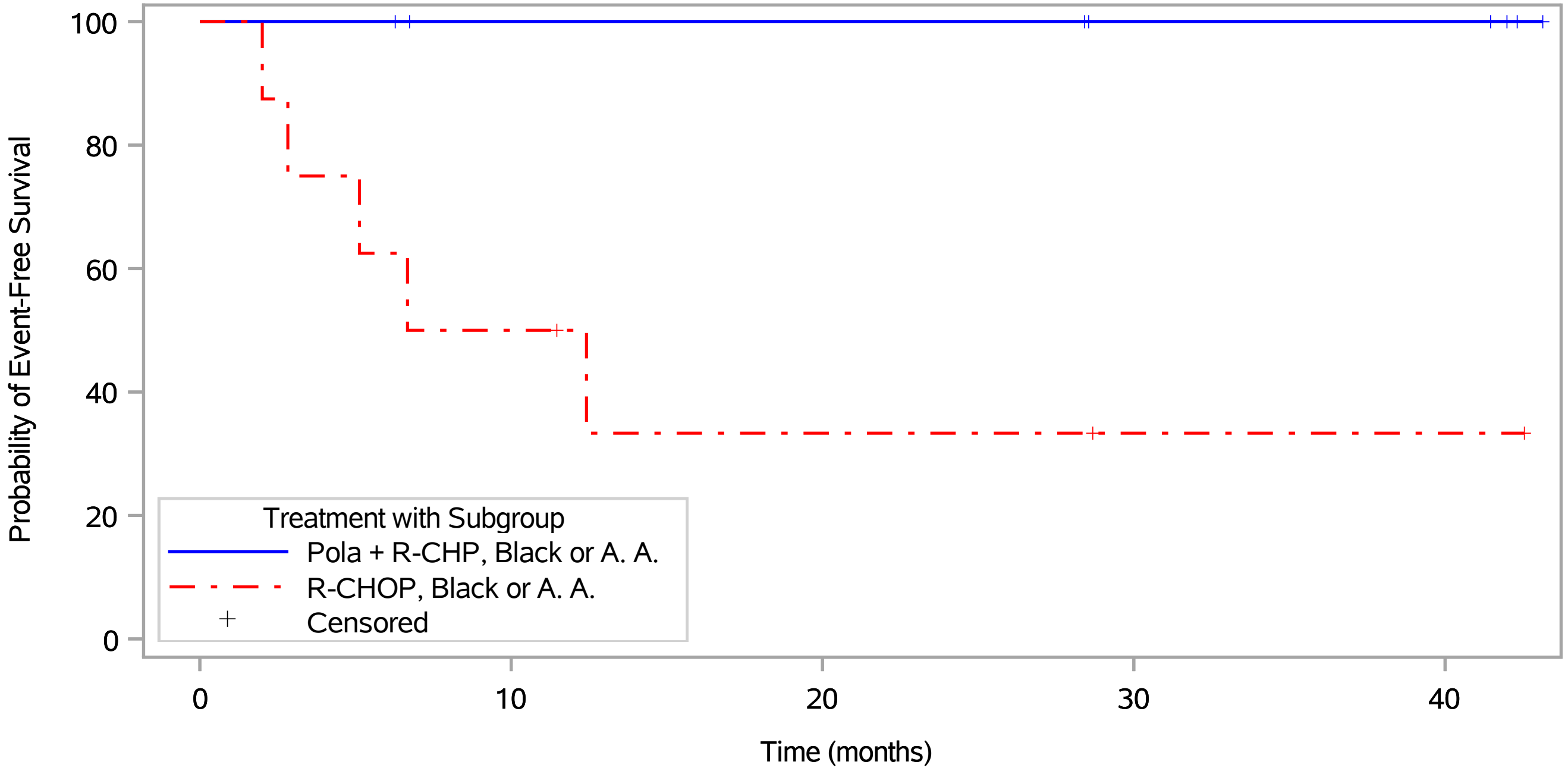

Patients at risk															
Pola + R-CHP, Black or A. A.	8	8	8	6	6	6	6	6	6	6	4	4	4	4	2
R-CHOP, Black or A. A.	8	6	5	4	3	2	2	2	2	2	1	1	1	1	1
Patients censored															
Pola + R-CHP, Black or A. A.	0	0	0	2	2	2	2	2	2	2	4	4	4	4	6
R-CHOP, Black or A. A.	0	0	0	0	1	1	1	1	1	1	2	2	2	2	2

Pola = Polatuzumab Vedotin.
Clinical cut-off: 15JUN2022

Program: ..al_studies/RO5541077/CDPT7884/GO39942/data_analysis/ACE_BASE/prod/program/g_km.sas
Output: ..a_analysis/ACE_FINAL_OS/prod/output/g_km_sg1_EFSEFF3c_IT_POOLED_15JUN2022_39942.pdf
27OCT2023 17:29

POPULATION: Global and China Extension Population, Intent-To-Treat Population
ENDPOINT: Event-Free Survival (EFS, Composite-INV)
STUDY: GO39942

Race/ethnicity

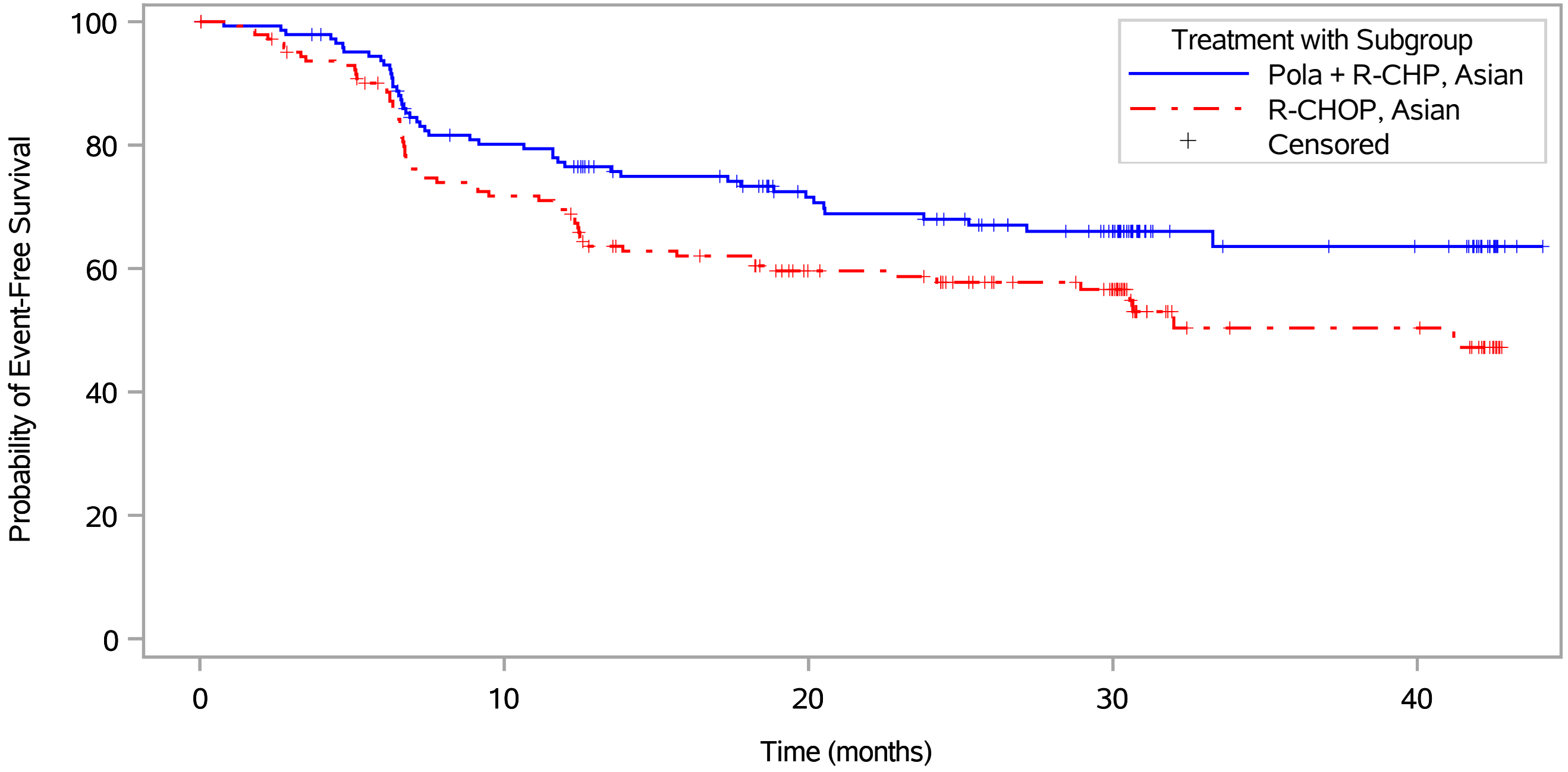

Patients at risk															
Pola + R-CHP, Asian	145	141	133	111	105	95	90	77	75	66	57	27	25	24	15
R-CHOP, Asian	145	133	122	101	95	80	78	65	63	51	45	18	17	17	13
Patients censored															
Pola + R-CHP, Asian	0	1	3	7	7	15	18	26	27	35	43	73	74	75	84
R-CHOP, Asian	0	5	8	8	8	14	15	25	26	37	42	66	67	67	70

Pola = Polatuzumab Vedotin.
Clinical cut-off: 15JUN2022

Program: ..al_studies/RO5541077/CDPT7884/GO39942/data_analysis/ACE_BASE/prod/program/g_km.sas
Output: ..a_analysis/ACE_FINAL_OS/prod/output/g_km_sg1_EFSEFF3c_IT_POOLED_15JUN2022_39942.pdf
27OCT2023 17:29

POPULATION: Global and China Extension Population, Intent-To-Treat Population
ENDPOINT: Event-Free Survival (EFS, Composite-INV)
STUDY: GO39942

Race/ethnicity

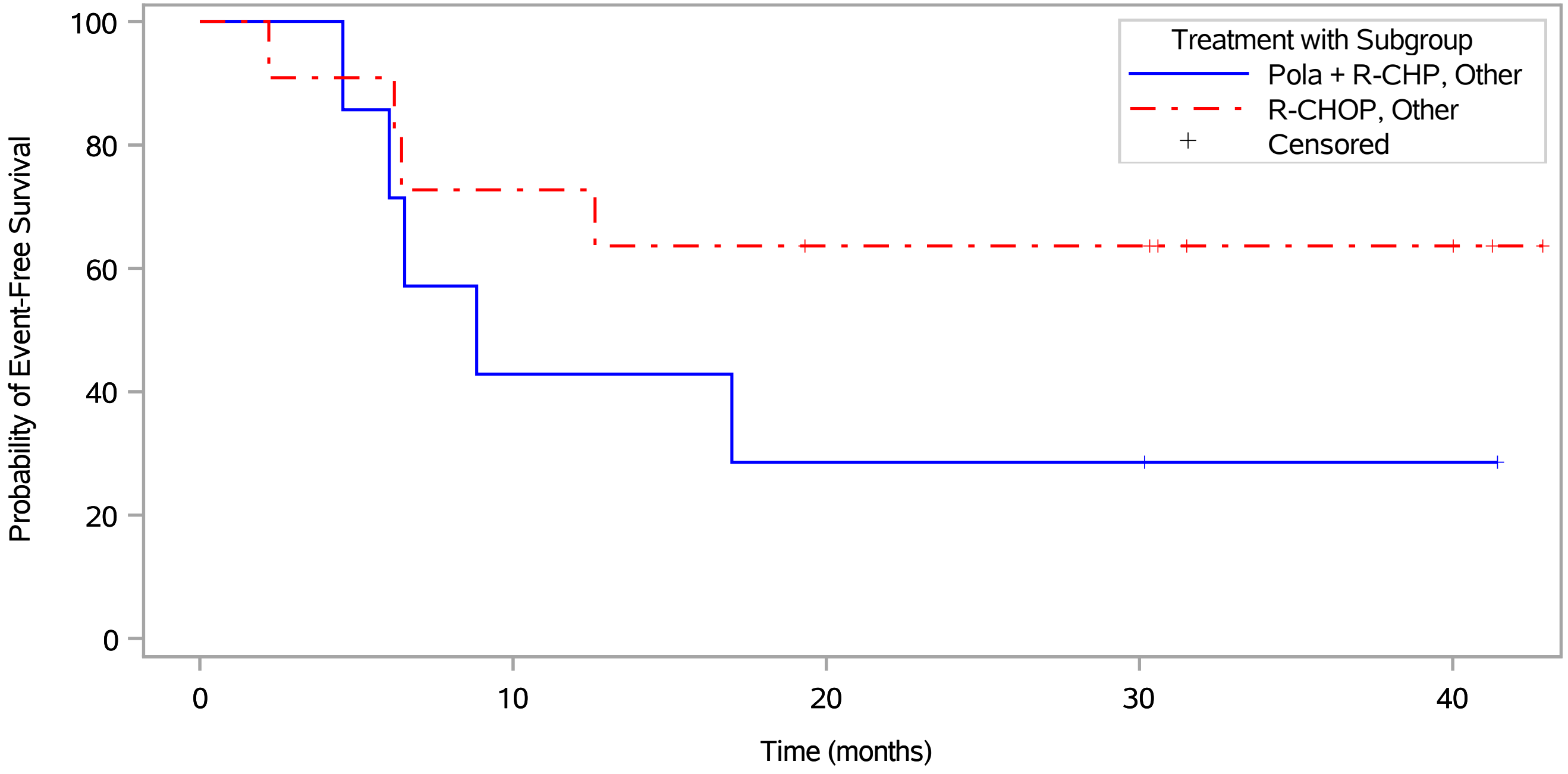

Patients at risk															
Pola + R-CHP, Other	7	7	6	3	3	3	2	2	2	2	2	1	1	1	NE
R-CHOP, Other	11	10	10	8	8	7	7	6	6	6	6	3	3	3	1
Patients censored															
Pola + R-CHP, Other	0	0	0	0	0	0	0	0	0	0	0	1	1	1	NE
R-CHOP, Other	0	0	0	0	0	0	0	1	1	1	1	4	4	4	6

Pola = Polatuzumab Vedotin.
Clinical cut-off: 15JUN2022

Program: ..al_studies/RO5541077/CDPT7884/GO39942/data_analysis/ACE_BASE/prod/program/g_km.sas
Output: ..a_analysis/ACE_FINAL_OS/prod/output/g_km_sg1_EFSEFF3c_IT_POOLED_15JUN2022_39942.pdf
27OCT2023 17:29

POPULATION: Global and China Extension Population, Intent-To-Treat Population
ENDPOINT: Event-Free Survival (EFS, Composite-INV)
STUDY: GO39942

Race/ethnicity

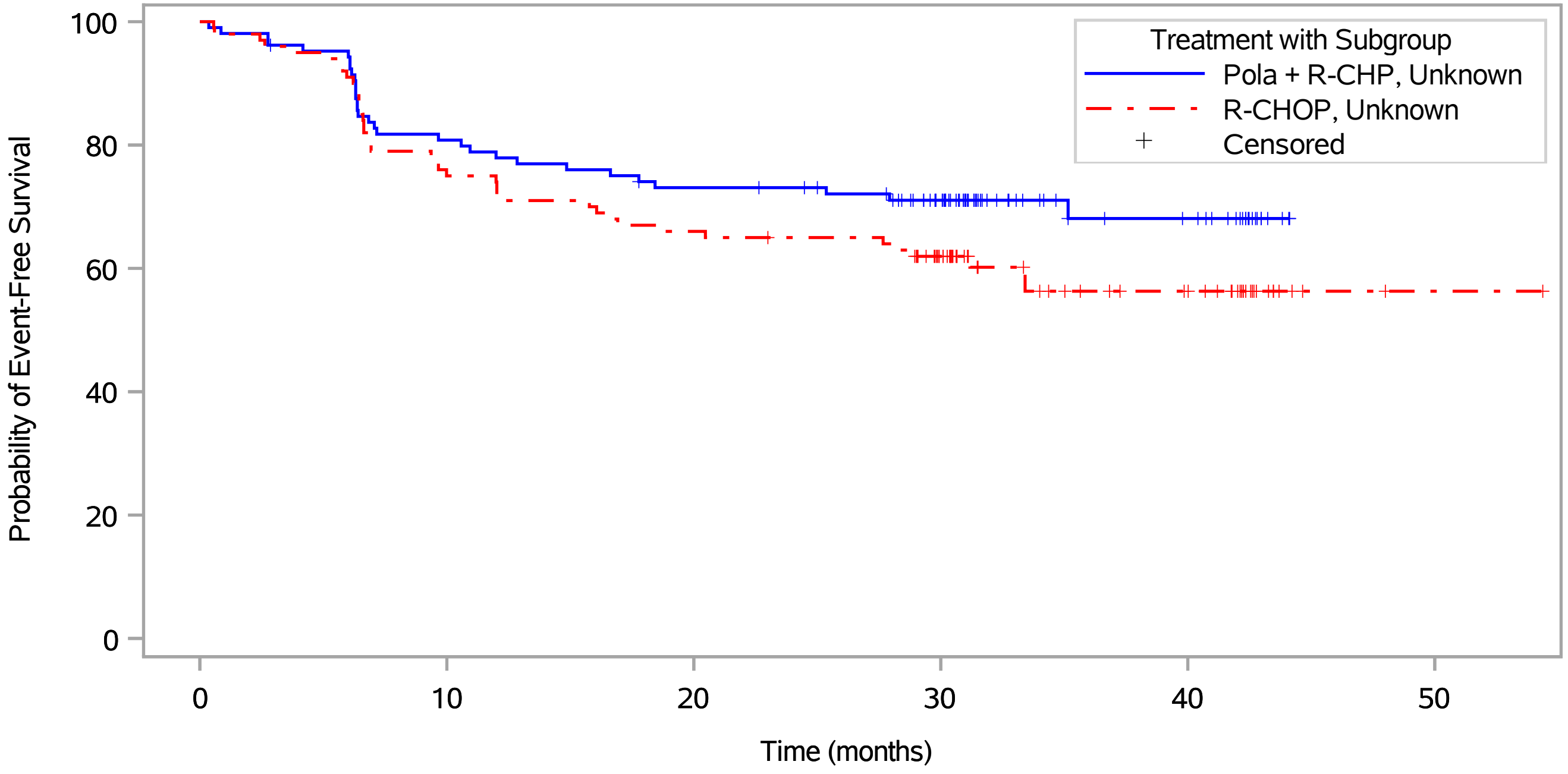

Patients at risk																		
Pola + R-CHP, Unknown	105	100	99	85	81	79	76	75	74	71	58	29	22	21	15	NE	NE	NE	NE
R-CHOP, Unknown	100	96	91	79	74	71	67	65	64	64	50	32	25	23	17	2	2	1	1
Patients censored																		
Pola + R-CHP, Unknown	0	1	1	1	1	1	2	2	3	5	17	46	52	53	59	NE	NE	NE	NE
R-CHOP, Unknown	0	0	0	0	0	0	0	0	1	1	12	29	34	36	42	57	58	58	58

Pola = Polatuzumab Vedotin.
Clinical cut-off: 15JUN2022

Program: ..al_studies/RO5541077/CDPT7884/GO39942/data_analysis/ACE_BASE/prod/program/g_km.sas
Output: ..a_analysis/ACE_FINAL_OS/prod/output/g_km_sg1_EFSEFF3c_IT_POOLED_15JUN2022_39942.pdf
27OCT2023 17:29

POPULATION: Global and China Extension Population, Intent-To-Treat Population
ENDPOINT: Event-Free Survival (EFS, Composite-INV)
STUDY: GO39942

Cell of origin

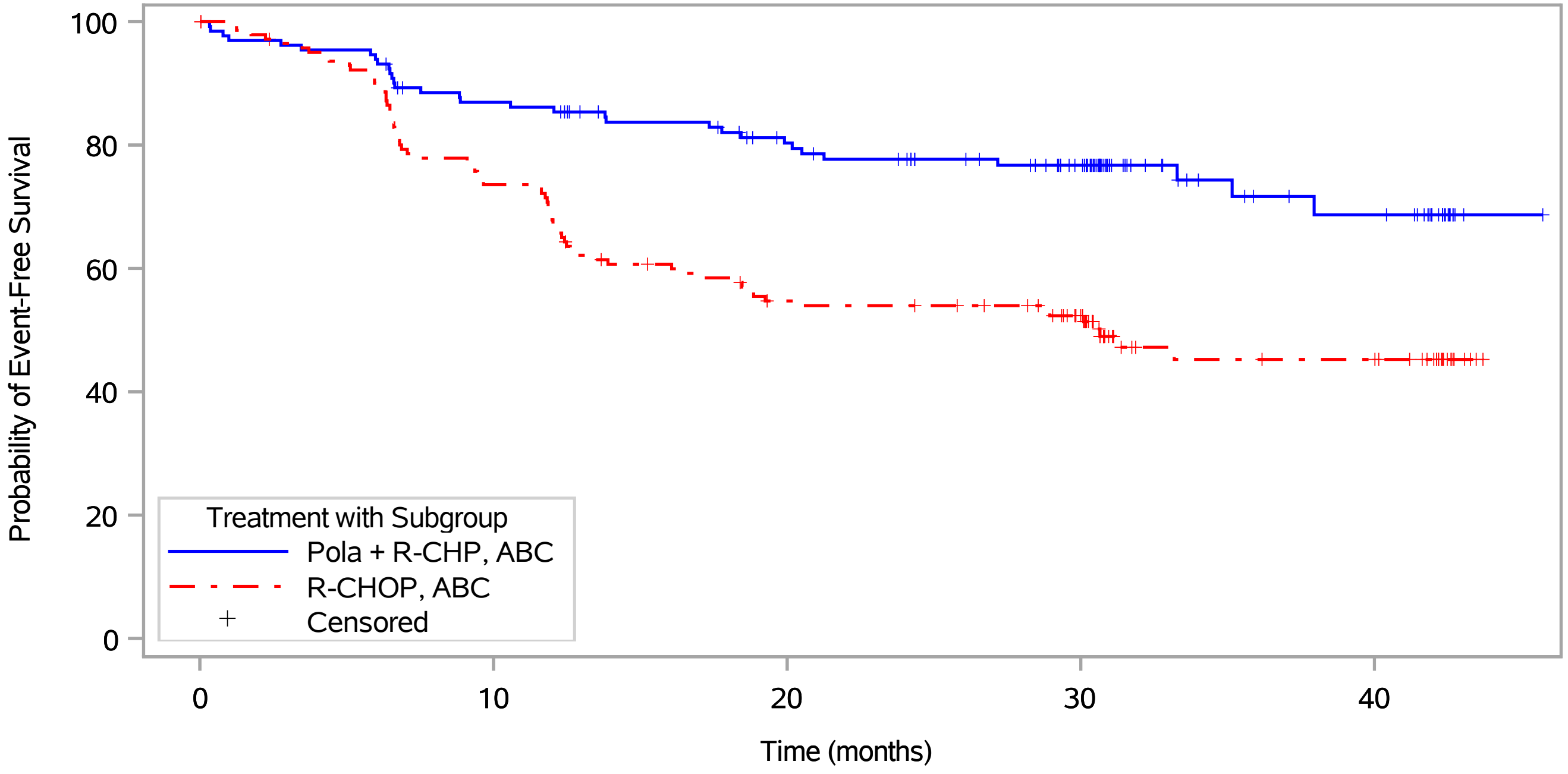

Patients at risk																
Pola + R-CHP, ABC	131	126	123	111	110	101	98	89	87	80	69	32	25	23	14	1
R-CHOP, ABC	143	135	126	109	95	83	79	71	71	68	56	24	23	22	17	NE
Patients censored																
Pola + R-CHP, ABC	0	0	0	3	3	9	10	15	16	23	33	70	75	76	85	98
R-CHOP, ABC	0	3	3	3	3	5	6	8	8	11	21	49	49	50	55	NE

Pola = Polatuzumab Vedotin.
Clinical cut-off: 15JUN2022

POPULATION: Global and China Extension Population, Intent-To-Treat Population
ENDPOINT: Event-Free Survival (EFS, Composite-INV)
STUDY: GO39942

Cell of origin

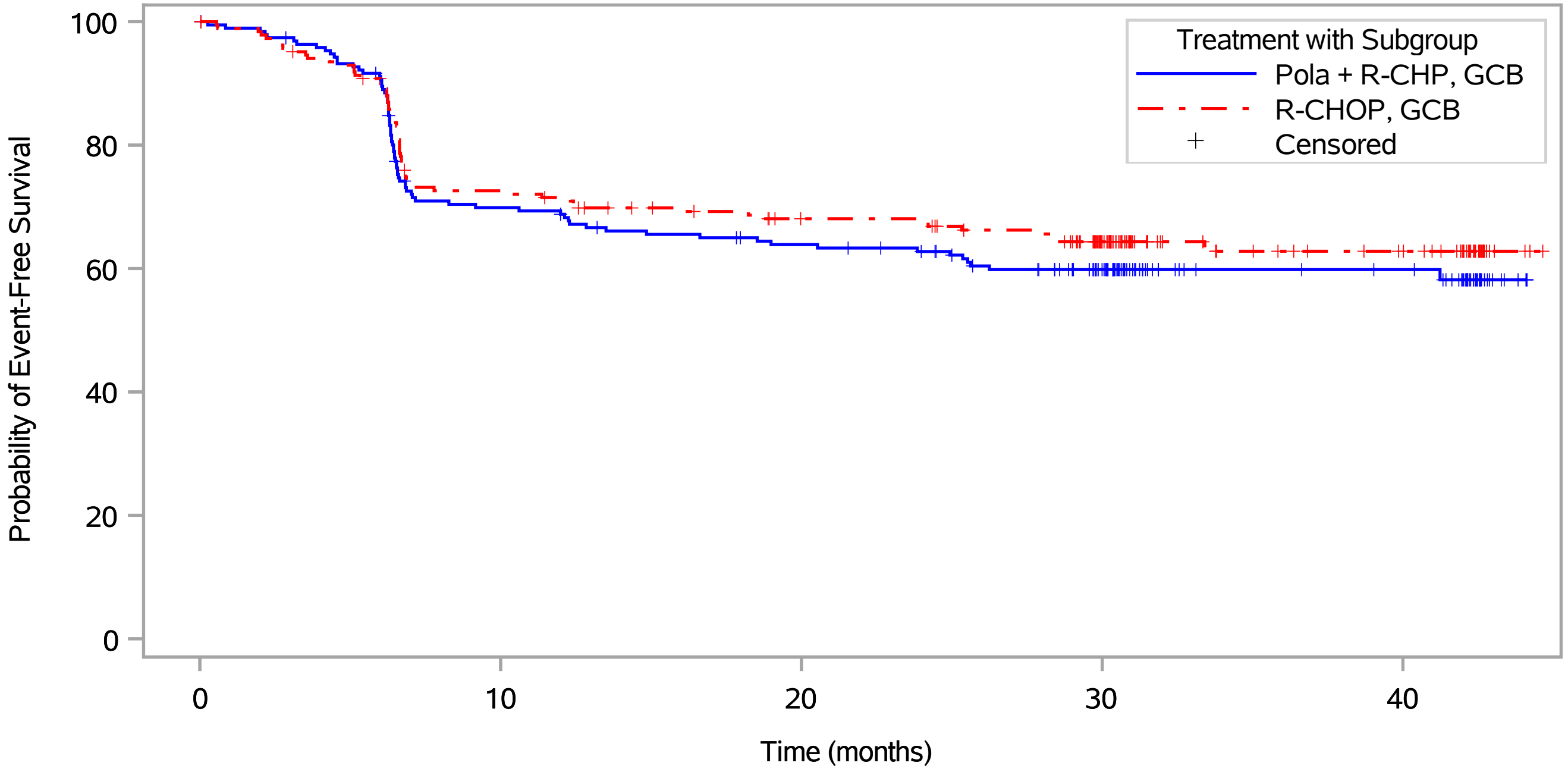

Patients at risk															
Pola + R-CHP, GCB	193	186	173	131	127	120	117	114	110	101	80	40	39	38	29
R-CHOP, GCB	187	176	165	131	128	121	118	112	112	105	81	43	37	34	25
Patients censored															
Pola + R-CHP, GCB	0	2	3	6	7	8	10	10	13	17	38	78	79	80	88
R-CHOP, GCB	0	2	5	6	7	11	13	17	17	21	42	80	85	88	97

Pola = Polatuzumab Vedotin.
Clinical cut-off: 15JUN2022

Program: ..al_studies/RO5541077/CDPT7884/GO39942/data_analysis/ACE_BASE/prod/program/g_km.sas
Output: ..a_analysis/ACE_FINAL_OS/prod/output/g_km_sg1_EFSEFF3c_IT_POOLED_15JUN2022_39942.pdf
27OCT2023 17:29

POPULATION: Global and China Extension Population, Intent-To-Treat Population
ENDPOINT: Event-Free Survival (EFS, Composite-INV)
STUDY: GO39942

Cell of origin

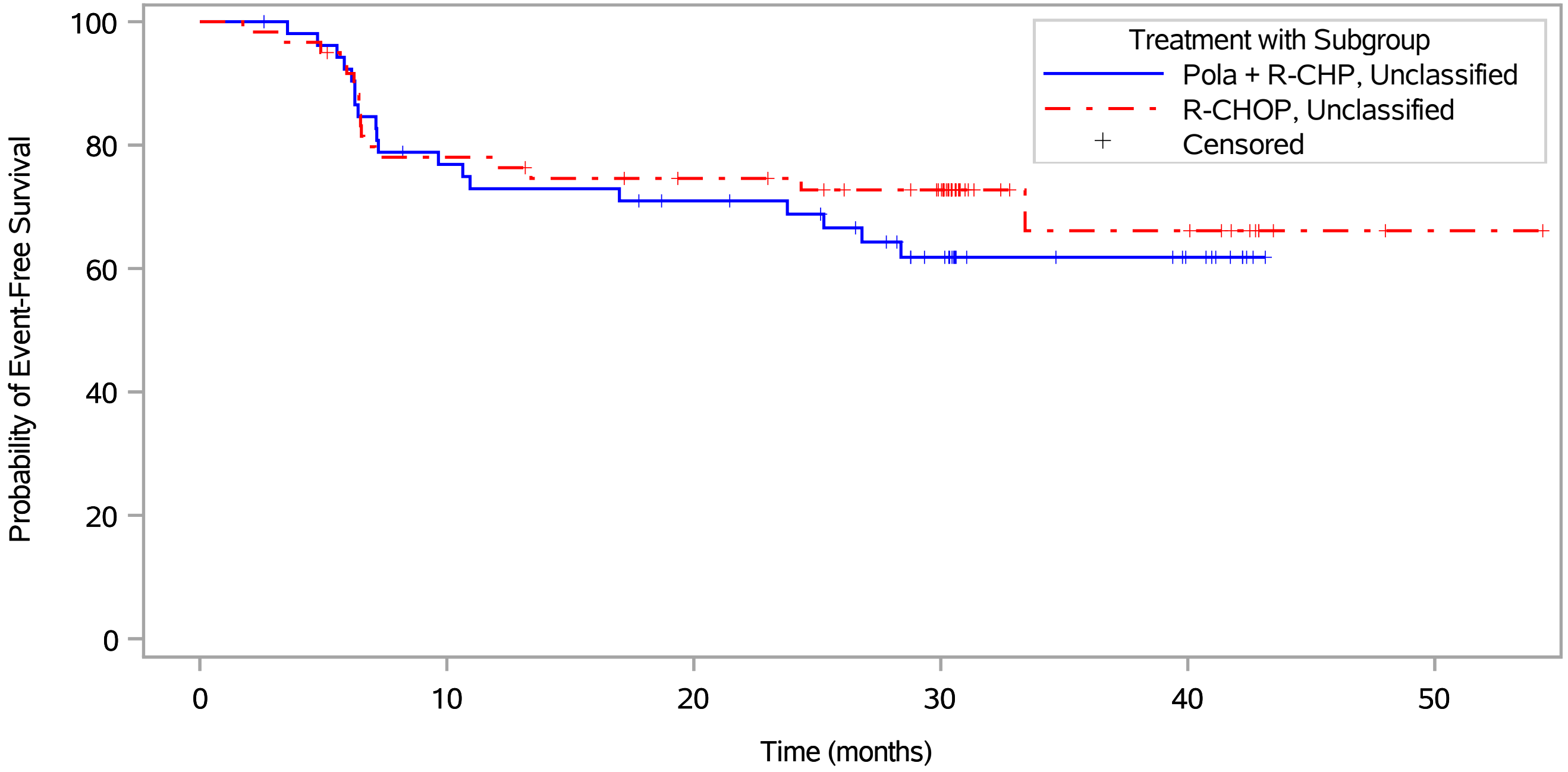

Patients at risk																			
Pola + R-CHP, Unclassified	53	52	48	40	37	37	35	34	32	28	22	13	12	12	5	NE	NE	NE	NE
R-CHOP, Unclassified	60	59	54	46	46	43	42	41	40	37	34	11	10	10	7	2	2	1	1
Patients censored																			
Pola + R-CHP, Unclassified	0	1	1	2	2	2	3	4	5	7	12	21	22	22	29	NE	NE	NE	NE
R-CHOP, Unclassified	0	0	1	1	1	2	3	4	5	7	10	33	33	33	36	41	42	42	42

Pola = Polatuzumab Vedotin.
Clinical cut-off: 15JUN2022

Program: ..al_studies/RO5541077/CDPT7884/GO39942/data_analysis/ACE_BASE/prod/program/g_km.sas
Output: ..a_analysis/ACE_FINAL_OS/prod/output/g_km_sg1_EFSEFF3c_IT_POOLED_15JUN2022_39942.pdf
27OCT2023 17:29

POPULATION: Global and China Extension Population, Intent-To-Treat Population
ENDPOINT: Event-Free Survival (EFS, Composite-INV)
STUDY: GO39942

Cell of origin

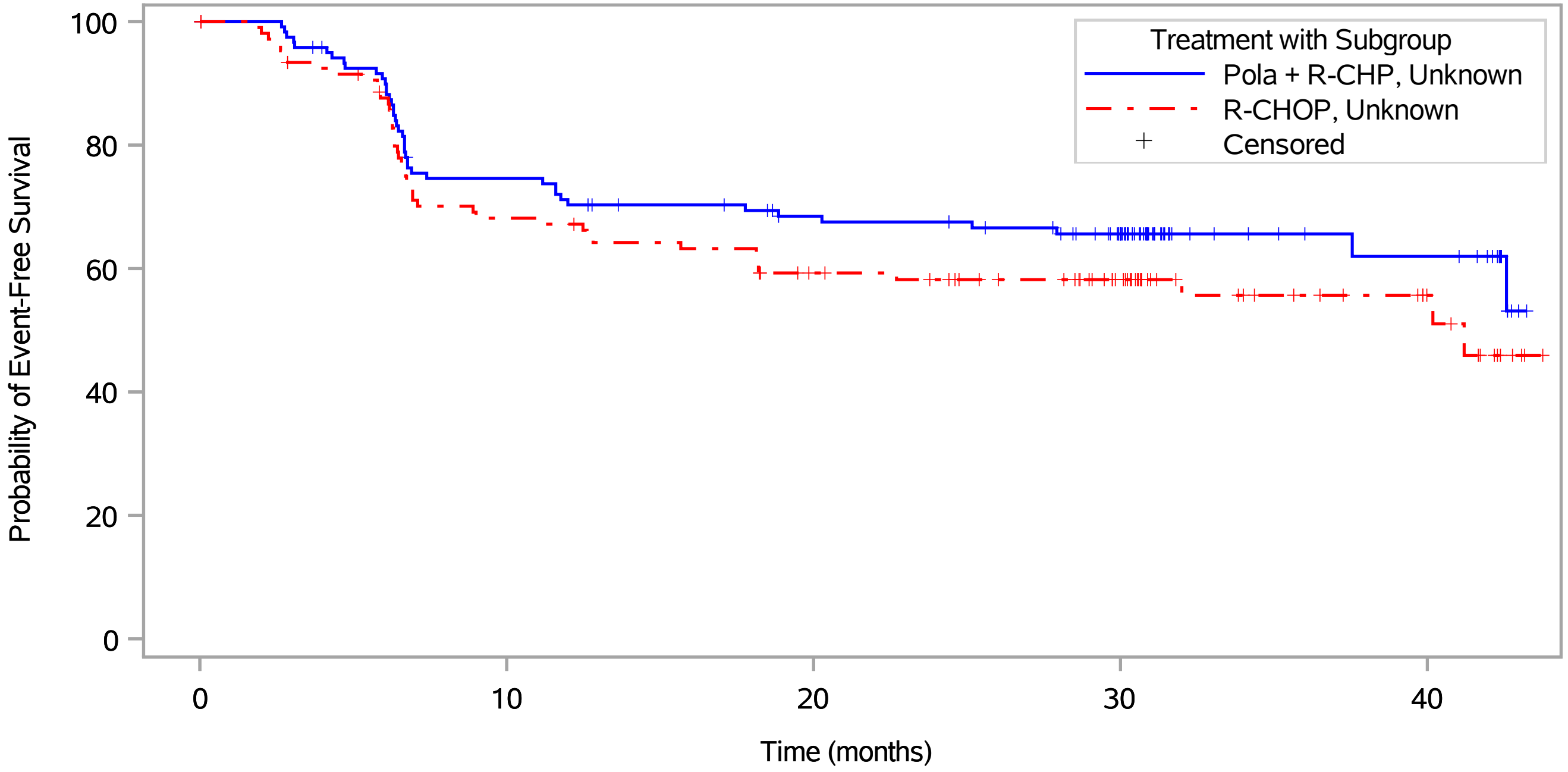

Patients at risk															
Pola + R-CHP, Unknown	123	117	107	87	82	79	77	72	72	69	55	22	19	17	14
R-CHOP, Unknown	110	98	90	71	69	65	64	55	53	48	38	22	18	16	7
Patients censored															
Pola + R-CHP, Unknown	0	3	5	6	6	9	10	13	13	15	28	61	64	65	68
R-CHOP, Unknown	0	5	7	7	7	8	8	13	14	19	29	44	48	50	57

Pola = Polatuzumab Vedotin.
Clinical cut-off: 15JUN2022

Program: ..al_studies/RO5541077/CDPT7884/GO39942/data_analysis/ACE_BASE/prod/program/g_km.sas
Output: ..a_analysis/ACE_FINAL_OS/prod/output/g_km_sg1_EFSEFF3c_IT_POOLED_15JUN2022_39942.pdf
27OCT2023 17:29

POPULATION: Global and China Extension Population, Intent-To-Treat Population
ENDPOINT: Event-Free Survival (EFS, Composite-INV)
MODEL: descriptive
STUDY: GO39942
Overview of EFSEFF First Contributing Event

	Polatuzumab Vedotin + R-CHP (N=500)	R-CHOP (N=500)
Reasons for events		
n	169	199
Death	19 (11.2%)	21 (10.6%)
EOT without CR (Composite-INV)	55 (32.5%)	55 (27.6%)
Relapse / Progression	95 (56.2%)	123 (61.8%)

Clinical cut-off: 15JUN2022

Program: root/clinical_studies/RO5541077/CDPT7884/GO39942/data_analysis/ACE_FINAL_OS/prod/program/t_evntdesc_2.sas
Output: root/clinical_studies/RO5541077/CDPT7884/GO39942/data_analysis/ACE_FINAL_OS/prod/output/t_evntdesc_2_EFSEFF3c_IT_POOLED_15JUN2022_39942.xls
27OCT2023 17:25

POPULATION: Global and China Extension Population, Intent-To-Treat Population, Complete Response Population (with CR, Composite-INV)
ENDPOINT: Disease-Free Survival (DFS from first CR(Composite-INV))
MODEL: Stratified Analysis by IPI score, Bulky disease, Geographical region
STUDY: GO39942
Time to Event Analysis (Efficacy)

		Polatuzumab Vedotin + R-CHP (N=437)												R-CHOP (N=417)												Polatuzumab Vedotin + R-CHP vs. R-CHOP					
		Patients		Patients with Event		Censored		Time to event						Patients		Patients with Event		Censored		Time to event						log-rank	Hazard Ratio				
Name	Level	n	%	n	%	n	%	Q1 (months)	95% Lower CL for Q1	95% Upper CL for Q1	Median (months)	95% Lower CL for Median	95% Upper CL for Median	n	%	n	%	n	%	Q1 (months)	95% Lower CL for Q1	95% Upper CL for Q1	Median (months)	95% Lower CL for Median	95% Upper CL for Median	p-value	Hazard Ratio	95% Lower CL	95% Upper CL		Convergence Status
All	n/a	437	100.0	84	19.2	353	80.8	39.8	30.5	NE	NE	NE	NE	417	100.0	103	24.7	314	75.3	28.1	18.6	38.2	NE	NE	NE	0.0304	0.73	0.54	0.97		Convergence criterion (GCONV=1E-8) satisfied.

* indicates convergence problem. Result is uninterpretable.
Clinical cut-off: 15JUN2022

Program: root/clinical studies/RO5541077/CDPT7884/GO39942/data analysis/ACE BASE/prod/program/t eff tte.sas
Output: root/clinical_studies/RO5541077/CDPT7884/GO39942/data_analysis/ACE_FINAL_OS/prod/output/t_eff_tte_str_DFS_CR_IT_POOLED_15JUN2022_39942.xls
09FEB2023 20:17

POPULATION: Global and China Extension Population, Intent-To-Treat Population, Complete Response Population (with CR, Composite-INV)
ENDPOINT: Disease-Free Survival (DFS from first CR(Composite-INV))
STUDY: GO39942

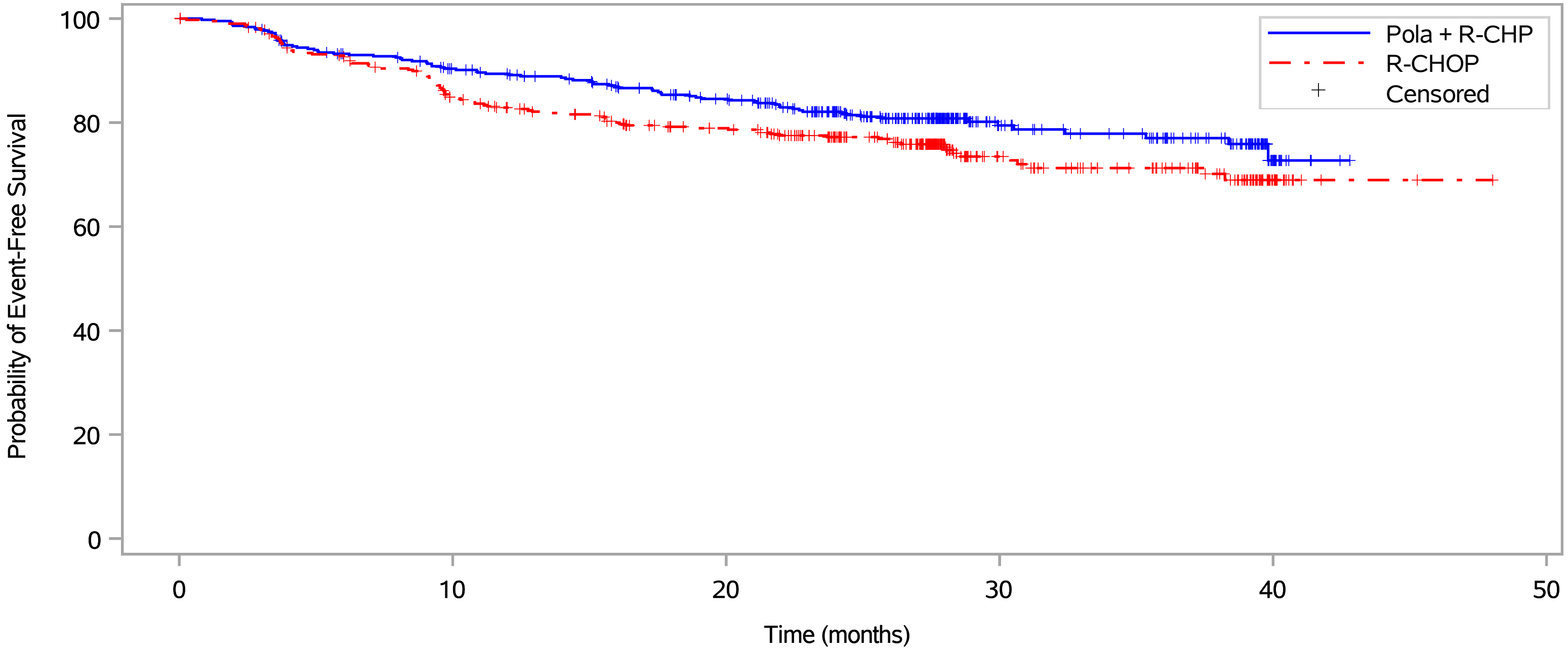

Patients at risk																	
Pola + R-CHP	437	423	391	383	364	353	331	313	271	217	109	94	83	58	2	NE	NE
R-CHOP	417	400	376	357	321	311	288	282	245	208	101	86	75	51	2	2	1
Patients censored																	
Pola + R-CHP	0	5	17	19	28	34	45	59	93	143	249	262	272	296	351	NE	NE
R-CHOP	0	8	12	16	27	32	46	50	82	115	218	230	241	263	312	312	313

Pola = Polatuzumab Vedotin.
Clinical cut-off: 15JUN2022

Program: ..al_studies/RO5541077/CDPT7884/GO39942/data_analysis/ACE_BASE/prod/program/g_km.sas
Output: ..42/data_analysis/ACE_FINAL_OS/prod/output/g_km_DFS_CR_IT_POOLED_15JUN2022_39942.pdf
10FEB2023 11:53

POPULATION: Global and China Extension Population, Intent-To-Treat Population, Complete Response Population (with CR, Composite-INV)
ENDPOINT: Time to Death (DFS from first CR(Composite-INV))
MODEL: Stratified Analysis by IPI score, Bulky disease, Geographical region
STUDY: GO39942
Time to Event Analysis (Efficacy)

		Polatuzumab Vedotin + R-CHP (N=437)												R-CHOP (N=417)												Polatuzumab Vedotin + R-CHP vs. R-CHOP						
		Patients		Patients with Event		Censored		Time to event						Patients		Patients with Event		Censored		Time to event						log-rank	Hazard Ratio					
Name	Level	n	%	n	%	n	%	Q1 (months)	95% Lower CL for Q1	95% Upper CL for Q1	Median (months)	95% Lower CL for Median	95% Upper CL for Median	n	%	n	%	n	%	Q1 (months)	95% Lower CL for Q1	95% Upper CL for Q1	Median (months)	95% Lower CL for Median	95% Upper CL for Median	p-value	Hazard Ratio	95% Lower CL	95% Upper CL		Convergence Status
All	n/a	437	100.0	13	3.0	424	97.0	NE	NE	NE	NE	NE	NE	417	100.0	18	4.3	399	95.7	NE	NE	NE	NE	NE	NE	0.2145	0.64	0.31	1.31		Convergence criterion (GCONV=1E-8) satisfied.

* indicates convergence problem. Result is uninterpretable.
Clinical cut-off: 15JUN2022

Program: root/clinical_studies/RO5541077/CDPT7884/GO39942/data_analysis/ACE_BASE/prod/program/t_eff_tte.sas
Output: root/clinical_studies/RO5541077/CDPT7884/GO39942/data_analysis/ACE_FINAL_OS/prod/output/t_eff_tte_str_DFSDTH_CR_IT_POOLED_15JUN2022_39942.xls
09FEB2023 20:24

POPULATION: Global and China Extension Population, Intent-To-Treat Population, Complete Response Population (with CR, Composite-INV)
ENDPOINT: Time to Death (DFS from first CR(Composite-INV))
STUDY: GO39942

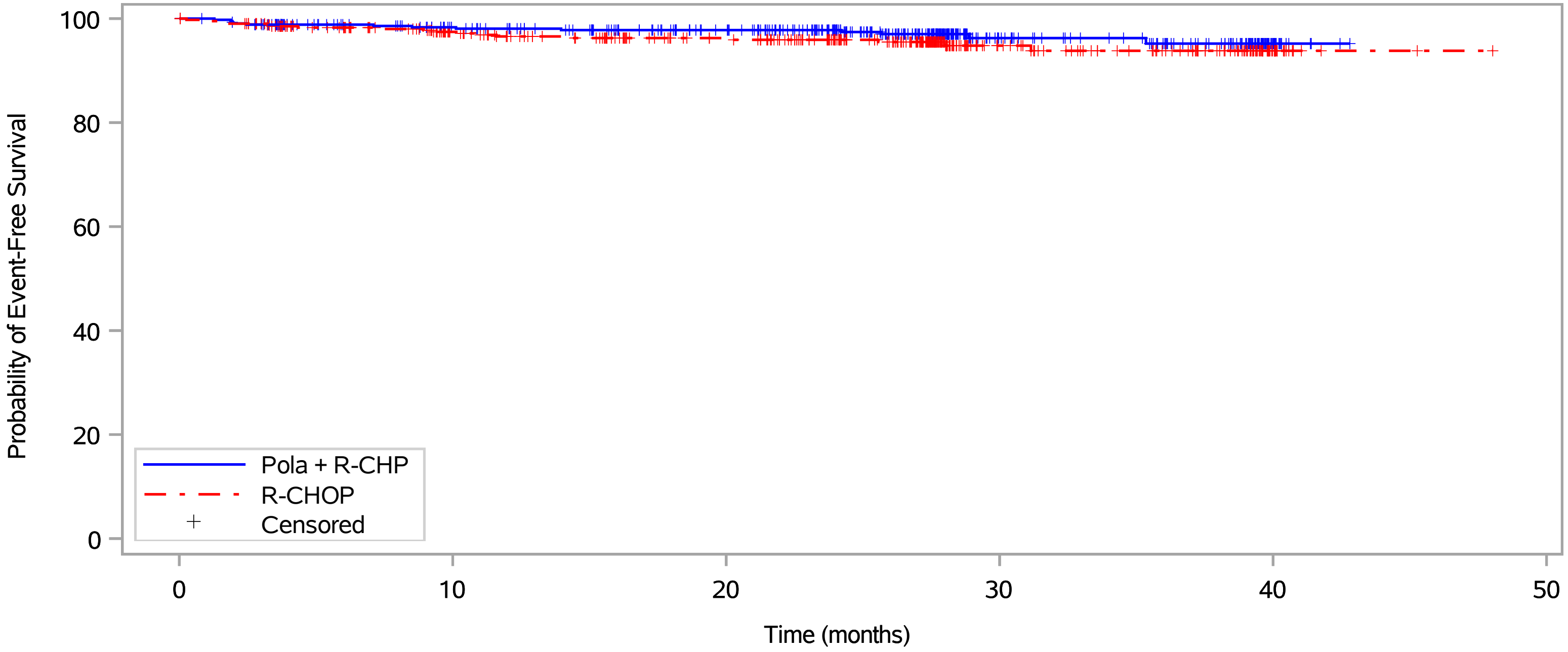

Patients at risk																	
Pola + R-CHP	437	423	391	383	364	353	331	313	271	217	109	94	83	58	2	NE	NE
R-CHOP	417	400	376	357	321	311	288	282	245	208	101	86	75	51	2	2	1
Patients censored																	
Pola + R-CHP	0	9	41	47	65	75	97	115	157	209	316	331	341	366	422	NE	NE
R-CHOP	0	13	34	51	83	92	115	120	157	193	299	313	324	348	397	397	398

Pola = Polatuzumab Vedotin.
Clinical cut-off: 15JUN2022

Program: ..al_studies/RO5541077/CDPT7884/GO39942/data_analysis/ACE_BASE/prod/program/g_km.sas
Output: ..data_analysis/ACE_FINAL_OS/prod/output/g_km_DFSDTH_CR_IT_POOLED_15JUN2022_39942.pdf
10FEB2023 11:56

POPULATION: Global and China Extension Population, Intent-To-Treat Population, Complete Response Population (with CR, Composite-INV)
ENDPOINT: Time to Relapse (DFS from first CR(Composite-INV))
MODEL: Stratified Analysis by IPI score, Bulky disease, Geographical region
STUDY: GO39942
Time to Event Analysis (Efficacy)

		Polatuzumab Vedotin + R-CHP (N=437)												R-CHOP (N=417)												Polatuzumab Vedotin + R-CHP vs. R-CHOP					
		Patients		Patients with Event		Censored		Time to event						Patients		Patients with Event		Censored		Time to event						log-rank	Hazard Ratio				
Name	Level	n	%	n	%	n	%	Q1 (months)	95% Lower CL for Q1	95% Upper CL for Q1	Median (months)	95% Lower CL for Median	95% Upper CL for Median	n	%	n	%	n	%	Q1 (months)	95% Lower CL for Q1	95% Upper CL for Q1	Median (months)	95% Lower CL for Median	95% Upper CL for Median	p-value	Hazard Ratio	95% Lower CL	95% Upper CL		Convergence Status
All	n/a	437	100.0	71	16.2	366	83.8	NE	38.4	NE	NE	NE	NE	417	100.0	85	20.4	332	79.6	37.5	28.1	NE	NE	NE	NE	0.0693	0.75	0.54	1.02		Convergence criterion (GCONV=1E-8) satisfied.

* indicates convergence problem. Result is uninterpretable.
Clinical cut-off: 15JUN2022

Program: root/clinical studies/RO5541077/CDPT7884/GO39942/data analysis/ACE BASE/prod/program/t eff tte.sas
Output: root/clinical_studies/RO5541077/CDPT7884/GO39942/data_analysis/ACE_FINAL_OS/prod/output/t_eff_tte_str_DFSPRG_CR_IT_POOLED_15JUN2022_39942.xls
09FEB2023 20:22

POPULATION: Global and China Extension Population, Intent-To-Treat Population, Complete Response Population (with CR, Composite-INV)
ENDPOINT: Time to Relapse (DFS from first CR(Composite-INV))
STUDY: GO39942

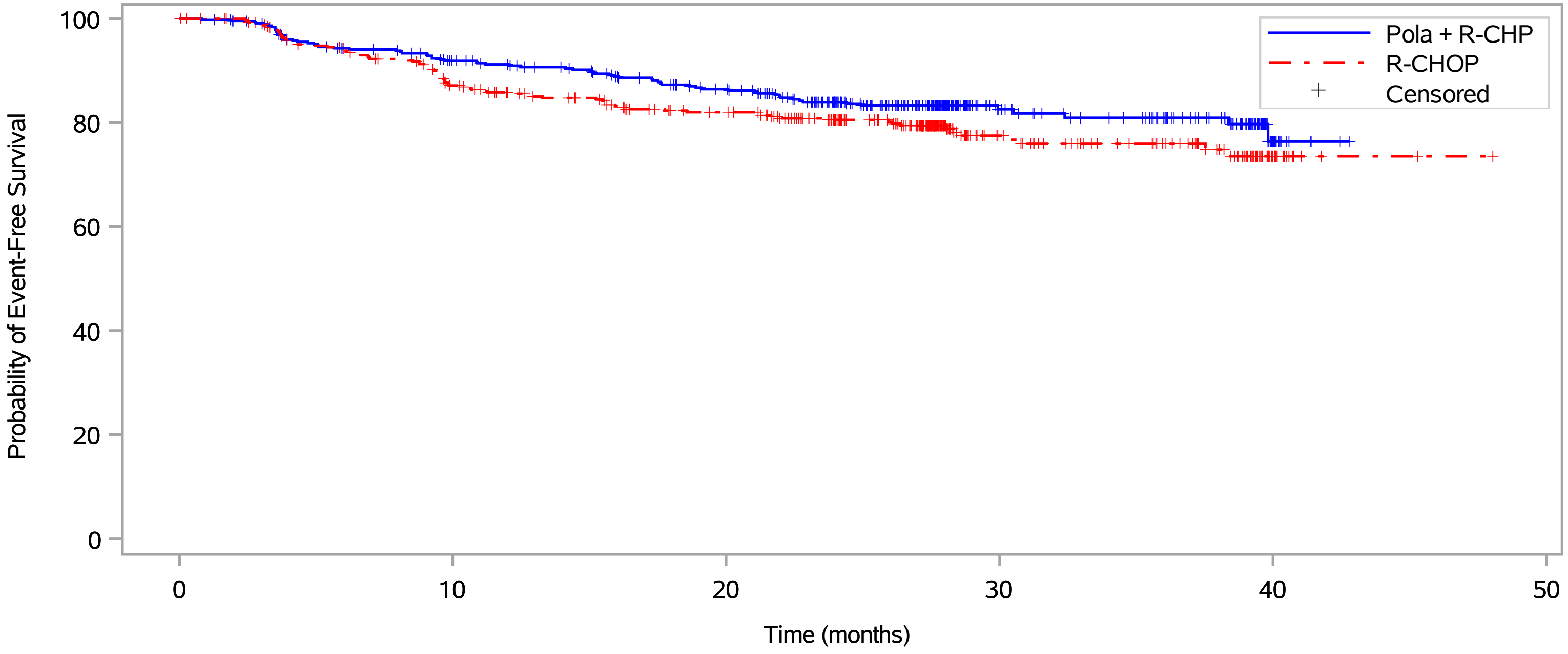

Patients at risk																
Pola + R-CHP	437	423	391	383	364	353	331	313	271	217	109	94	83	58	2	NE	NE
R-CHOP	417	400	376	357	321	311	288	282	245	208	101	86	75	51	2	2	1
Patients censored																
Pola + R-CHP	0	10	22	26	36	43	54	68	102	154	261	274	285	309	364	NE	NE
R-CHOP	0	12	19	25	40	46	60	65	97	131	235	248	259	281	330	330	331

Pola = Polatuzumab Vedotin.
Clinical cut-off: 15JUN2022

Program: ..al_studies/RO5541077/CDPT7884/GO39942/data_analysis/ACE_BASE/prod/program/g_km.sas
Output: ..data_analysis/ACE_FINAL_OS/prod/output/g_km_DFSPRG_CR_IT_POOLED_15JUN2022_39942.pdf
10FEB2023 11:55

POPULATION: Global and China Extension Population, Intent-To-Treat Population, Complete Response Population (with CR, Composite-INV)
ENDPOINT: Disease-Free Survival (DFS from first CR(Composite-INV))
MODEL: Unstratified Analysis
STUDY: GO39942
Time to Event Analysis by Subgroups (Efficacy)

		Polatuzumab Vedotin + R-CHP (N=437)												R-CHOP (N=417)												Polatuzumab Vedotin + R-CHP vs. R-CHOP						
		Patients		Patients with Event		Censored		Time to event						Patients		Patients with Event		Censored		Time to event						log-rank	Hazard Ratio					Interaction Test
Name	Level	n	%	n	%	n	%	Q1 (months)	95% Lower CL for Q1	95% Upper CL for Q1	Median (months)	95% Lower CL for Median	95% Upper CL for Median	n	%	n	%	n	%	Q1 (months)	95% Lower CL for Q1	95% Upper CL for Q1	Median (months)	95% Lower CL for Median	95% Upper CL for Median	p-value	Hazard Ratio	95% Lower CL	95% Upper CL		Convergence Status	p-value (likelihood ratio)
All	n/a	437	100.0	84	19.2	353	80.8	39.8	30.5	NE	NE	NE	NE	417	100.0	103	24.7	314	75.3	28.1	18.6	38.2	NE	NE	NE	0.0502	0.75	0.56	1.00		Convergence criterion (GCONV=1E-8) satisfied.	
Sex	Male	231	52.9	44	19.0	187	81.0	38.4	28.9	NE	NE	NE	NE	216	51.8	63	29.2	153	70.8	21.6	11.3	30.7	NE	NE	NE	0.0141	0.62	0.42	0.91		Convergence criterion (GCONV=1E-8) satisfied.	0.1423
	Female	206	47.1	40	19.4	166	80.6	NE	24.4	NE	NE	NE	NE	201	48.2	40	19.9	161	80.1	NE	26.0	NE	NE	NE	NE	0.8606	0.96	0.62	1.49		Convergence criterion (GCONV=1E-8) satisfied.	
Age	<= 60	140	32.0	20	14.3	120	85.7	NE	30.5	NE	NE	NE	NE	126	30.2	22	17.5	104	82.5	NE	26.0	NE	NE	NE	NE	0.4458	0.79	0.43	1.45		Convergence criterion (GCONV=1E-8) satisfied.	0.8528
	> 60	297	68.0	64	21.5	233	78.5	38.4	24.4	NE	NE	NE	NE	291	69.8	81	27.8	210	72.2	23.7	15.6	31.1	NE	NE	NE	0.0766	0.74	0.54	1.03		Convergence criterion (GCONV=1E-8) satisfied.	
Geographic region	Western Europe/United States/Canada/Australia	259	59.3	42	16.2	217	83.8	NE	35.4	NE	NE	NE	NE	252	60.4	57	22.6	195	77.4	37.5	23.7	NE	NE	NE	NE	0.0783	0.70	0.47	1.04		Convergence criterion (GCONV=1E-8) satisfied.	0.5013
	Asia	128	29.3	26	20.3	102	79.7	30.5	17.6	NE	NE	NE	NE	116	27.8	33	28.4	83	71.6	20.1	9.7	38.2	NE	38.2	NE	0.1374	0.68	0.41	1.14		Convergence criterion (GCONV=1E-8) satisfied.	
	Rest of World	50	11.4	16	32.0	34	68.0	20.1	9.7	NE	39.8	NE	NE	49	11.8	13	26.5	36	73.5	21.9	9.1	NE	NE	30.4	NE	0.8911	1.05	0.50	2.21		Convergence criterion (GCONV=1E-8) satisfied.	
Race/ethnicity	White	197	45.1	37	18.8	160	81.2	39.8	35.4	NE	NE	NE	NE	195	46.8	42	21.5	153	78.5	37.5	21.3	NE	NE	NE	NE	0.4614	0.85	0.54	1.32		Convergence criterion (GCONV=1E-8) satisfied.	0.3490
	Black or African American	8	1.8	0	0.0	8	100.0	NE	NE	NE	NE	NE	NE	5	1.2	1	20.0	4	80.0	NE	9.7	NE	NE	9.7	NE	0.2207	0.00	0.00	NE		Convergence criterion (GCONV=1E-8) satisfied.	
	Asian	132	30.2	27	20.5	105	79.5	30.5	17.6	NE	NE	NE	NE	121	29.0	34	28.1	87	71.9	20.1	9.7	38.2	NE	38.2	NE	0.1497	0.69	0.42	1.15		Convergence criterion (GCONV=1E-8) satisfied.	
	Other	6	1.4	2	33.3	4	66.7	28.9	14.4	NE	28.9	28.9	NE	8	1.9	1	12.5	7	87.5	NE	9.8	NE	NE	NE	NE	0.4335	2.53	0.23	28.14		Convergence criterion (GCONV=1E-8) satisfied.	
	Unknown	94	21.5	18	19.1	76	80.9	NE	24.9	NE	NE	NE	NE	88	21.1	25	28.4	63	71.6	26.1	12.7	NE	NE	NE	NE	0.1797	0.66	0.36	1.21		Convergence criterion (GCONV=1E-8) satisfied.	
ECOG performance status	0-1	369	84.4	71	19.2	298	80.8	39.8	29.9	NE	NE	NE	NE	354	84.9	93	26.3	261	73.7	26.4	15.6	37.5	NE	NE	NE	0.0222	0.70	0.51	0.95		Convergence criterion (GCONV=1E-8) satisfied.	0.2368
	2	68	15.6	13	19.1	55	80.9	NE	17.3	NE	NE	NE	NE	61	14.6	10	16.4	51	83.6	NE	18.6	NE	NE	NE	NE	0.7095	1.17	0.51	2.67		Convergence criterion (GCONV=1E-8) satisfied.	
	Missing	0	0.0	0	0.0	0	0.0	NE	NE	NE	NE	NE	NE	2	0.5	0	0.0	2	100.0	NE	NE	NE	NE	NE	NE	NE	NE	NE	NE		Convergence criterion (GCONV=1E-8) satisfied.	
Cell of origin (determined by gene expression)	ABC	124	28.4	22	17.7	102	82.3	35.4	28.9	NE	NE	NE	NE	126	30.2	51	40.5	75	59.5	9.7	9.1	15.6	NE	28.1	NE	<.0001	0.37	0.23	0.62		Convergence criterion (GCONV=1E-8) satisfied.	0.0007
	GCB	167	38.2	33	19.8	134	80.2	NE	22.0	NE	NE	NE	NE	151	36.2	24	15.9	127	84.1	NE	31.1	NE	NE	NE	NE	0.3476	1.29	0.76	2.18		Convergence criterion (GCONV=1E-8) satisfied.	
	Unclassified	44	10.1	9	20.5	35	79.5	NE	22.4	NE	NE	NE	NE	52	12.5	6	11.5	46	88.5	NE	30.7	NE	NE	NE	NE	0.2726	1.77	0.63	4.98		Convergence criterion (GCONV=1E-8) satisfied.	
	Unknown	102	23.3	20	19.6	82	80.4	39.8	21.9	NE	NE	39.8	NE	88	21.1	22	25.0	66	75.0	28.3	11.6	NE	NE	38.2	NE	0.3174	0.73	0.40	1.35		Convergence criterion (GCONV=1E-8) satisfied.	
IPI score at Screening	1-2	164	37.5	24	14.6	140	85.4	NE	39.8	NE	NE	NE	NE	168	40.3	29	17.3	139	82.7	NE	28.5	NE	NE	NE	NE	0.4541	0.81	0.47	1.40		Convergence criterion (GCONV=1E-8) satisfied.	0.1940
	3	181	41.4	33	18.2	148	81.8	38.4	28.9	NE	NE	NE	NE	154	36.9	46	29.9	108	70.1	15.6	9.7	30.4	NE	NE	NE	0.0100	0.56	0.36	0.88		Convergence criterion (GCONV=1E-8) satisfied.	
	4-5	92	21.1	27	29.3	65	70.7	24.2	9.7	NE	NE	NE	NE	95	22.8	28	29.5	67	70.5	20.1	10.7	NE	NE	NE	NE	0.8403	1.06	0.62	1.79		Convergence criterion (GCONV=1E-8) satisfied.	
Baseline Bulky Disease	Present	173	39.6	37	21.4	136	78.6	30.5	21.0	NE	NE	NE	NE	164	39.3	33	20.1	131	79.9	NE	25.6	NE	NE	NE	NE	0.7440	1.08	0.68	1.73		Convergence criterion (GCONV=1E-8) satisfied.	0.0488
	Absent	264	60.4	47	17.8	217	82.2	39.8	32.4	NE	NE	NE	NE	253	60.7	70	27.7	183	72.3	21.9	12.9	30.7	NE	NE	NE	0.0053	0.59	0.41	0.86		Convergence criterion (GCONV=1E-8) satisfied.	
Double Expressor Lymphoma by IHC (Central Review)	DEL	127	29.1	22	17.3	105	82.7	NE	30.5	NE	NE	NE	NE	137	32.9	45	32.8	92	67.2	15.6	9.4	30.7	NE	38.2	NE	0.0044	0.48	0.29	0.81		Convergence criterion (GCONV=1E-8) satisfied.	0.0232
	Non DEL	227	51.9	44	19.4	183	80.6	NE	25.7	NE	NE	NE	NE	203	48.7	37	18.2	166	81.8	NE	28.0	NE	NE	NE	NE	0.8600	1.04	0.67	1.61		Convergence criterion (GCONV=1E-8) satisfied.	
	Unknown	83	19.0	18	21.7	65	78.3	29.9	15.1	NE	39.8	39.8	NE	77	18.5	21	27.3	56	72.7	21.3	10.3	NE	NE	37.5	NE	0.5758	0.84	0.44	1.57		Convergence criterion (GCONV=1E-8) satisfied.	
Double/Triple-Hit Lymphoma (Central Review)	DH/TH-	301	68.9	58	19.3	243	80.7	38.4	28.9	NE	NE	NE	NE	298	71.5	78	26.2	220	73.8	26.4	15.6	38.2	NE	NE	NE	0.0469	0.71	0.51	1.00		Convergence criterion (GCONV=1E-8) satisfied.	0.1050
	DH/TH+	21	4.8	4	19.0	17	81.0	NE	4.9	NE	NE	NE	NE	18	4.3	1	5.6	17	94.4	NE	NE	NE	NE	NE	NE	0.2370	3.46	0.39	30.99		Convergence criterion (GCONV=1E-8) satisfied.	
	Unknown	115	26.3	22	19.1	93	80.9	39.8	24.9	NE	NE	39.8	NE	101	24.2	24	23.8	77	76.2	28.3	11.6	NE	NE	37.5	NE	0.3174	0.74	0.42	1.33		Convergence criterion (GCONV=1E-8) satisfied.	

Test for interaction based on Likelihood-Ratio test for interaction with treatment effect
* indicates convergence problem. Result is uninterpretable.
Clinical cut-off: 15JUN2022

Program: root/clinical_studies/RO5541077/CDPT7884/GO39942/data_analysis/ACE_BASE/prod/program/t_eff_tte.sas
Output: root/clinical_studies/RO5541077/CDPT7884/GO39942/data_analysis/ACE_FINAL_OS/prod/output/t_eff_tte_sg1_DFS_CR_IT_POOLED_15JUN2022_39942.xls
09FEB2023 20:19

POPULATION: Global and China Extension Population, Intent-To-Treat Population, Complete Response Population (with CR, Composite-INV)
ENDPOINT: Disease-Free Survival (DFS from first CR(Composite-INV))
STUDY: GO39942

Cell of origin

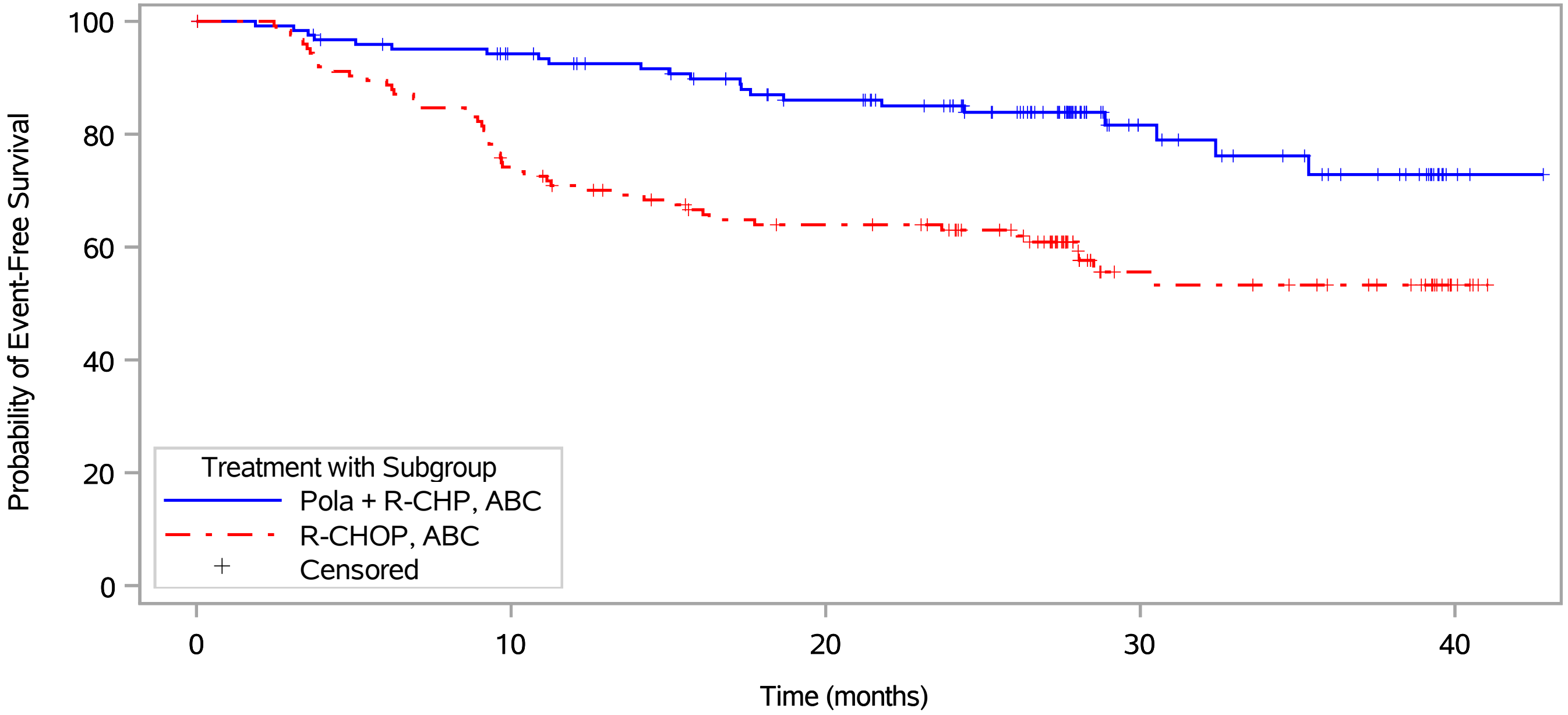

Patients at risk															
Pola + R-CHP, ABC	124	122	115	114	105	102	93	89	80	63	31	25	20	15	1
R-CHOP, ABC	126	121	111	102	85	79	72	71	66	54	24	23	19	15	NE
Patients censored															
Pola + R-CHP, ABC	0	1	4	4	10	12	16	19	27	43	74	78	82	87	101
R-CHOP, ABC	0	2	2	2	5	8	10	11	15	25	52	52	56	60	NE

Pola = Polatuzumab Vedotin.
Clinical cut-off: 15JUN2022

Program: ..al_studies/RO5541077/CDPT7884/GO39942/data_analysis/ACE_BASE/prod/program/g_km.sas
Output: ..ata_analysis/ACE_FINAL_OS/prod/output/g_km_sg1_DFS_CR_IT_POOLED_15JUN2022_39942.pdf
10FEB2023 11:51

POPULATION: Global and China Extension Population, Intent-To-Treat Population, Complete Response Population (with CR, Composite-INV)

ENDPOINT: Disease-Free Survival (DFS from first CR(Composite-INV))

STUDY: GO39942

Cell of origin

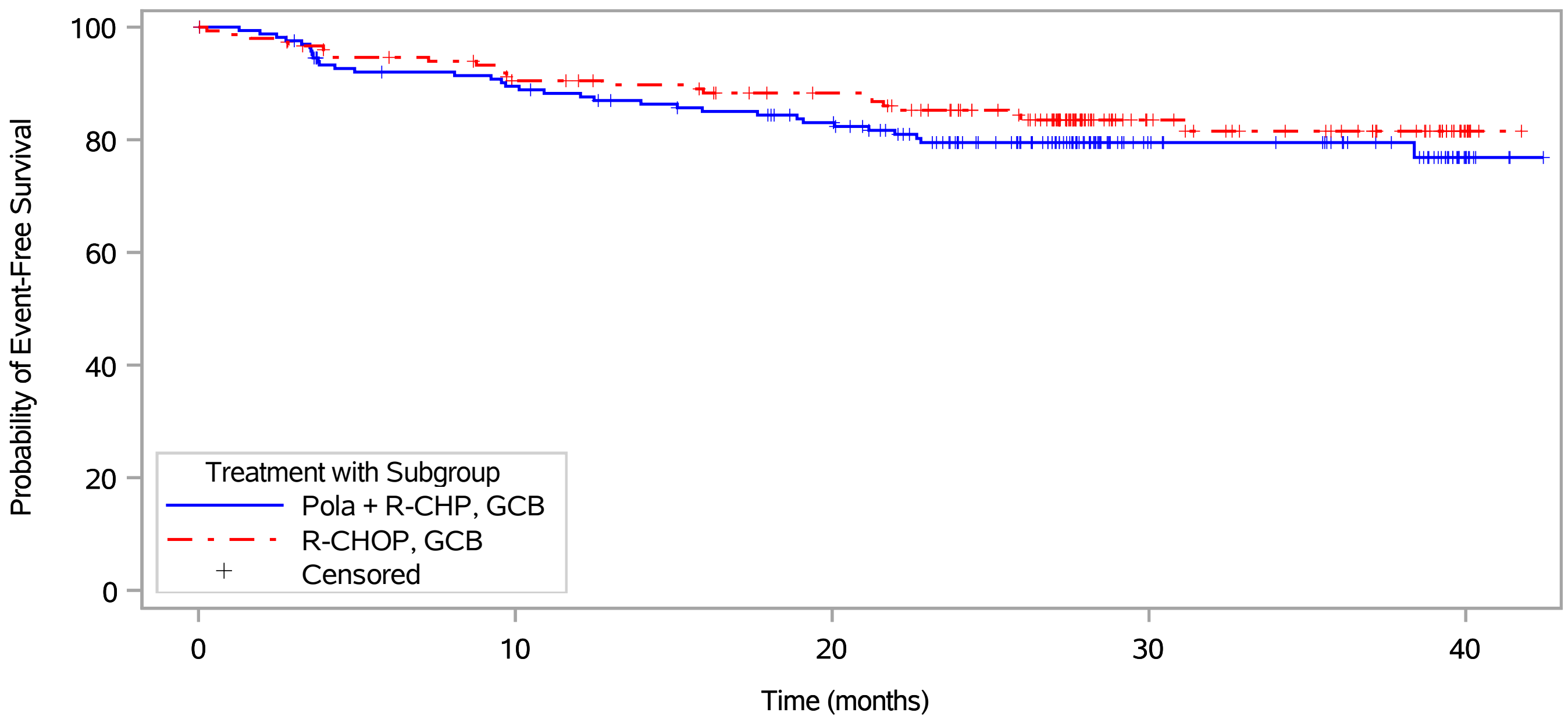

Patients at risk															
Pola + R-CHP, GCB	167	161	146	145	139	134	129	119	100	83	44	40	35	24	1
R-CHOP, GCB	151	144	139	135	126	124	117	116	103	88	44	36	33	22	NE
Patients censored															
Pola + R-CHP, GCB	0	2	8	8	9	11	13	20	35	52	91	95	100	110	133
R-CHOP, GCB	0	2	4	6	11	12	17	18	27	40	84	91	94	105	NE

Pola = Polatuzumab Vedotin.
Clinical cut-off: 15JUN2022

Program: ..al_studies/RO5541077/CDPT7884/GO39942/data_analysis/ACE_BASE/prod/program/g_km.sas
Output: ..ata_analysis/ACE_FINAL_OS/prod/output/g_km_sg1_DFS_CR_IT_POOLED_15JUN2022_39942.pdf
10FEB2023 11:51

POPULATION: Global and China Extension Population, Intent-To-Treat Population, Complete Response Population (with CR, Composite-INV)

ENDPOINT: Disease-Free Survival (DFS from first CR(Composite-INV))

STUDY: GO39942

Cell of origin

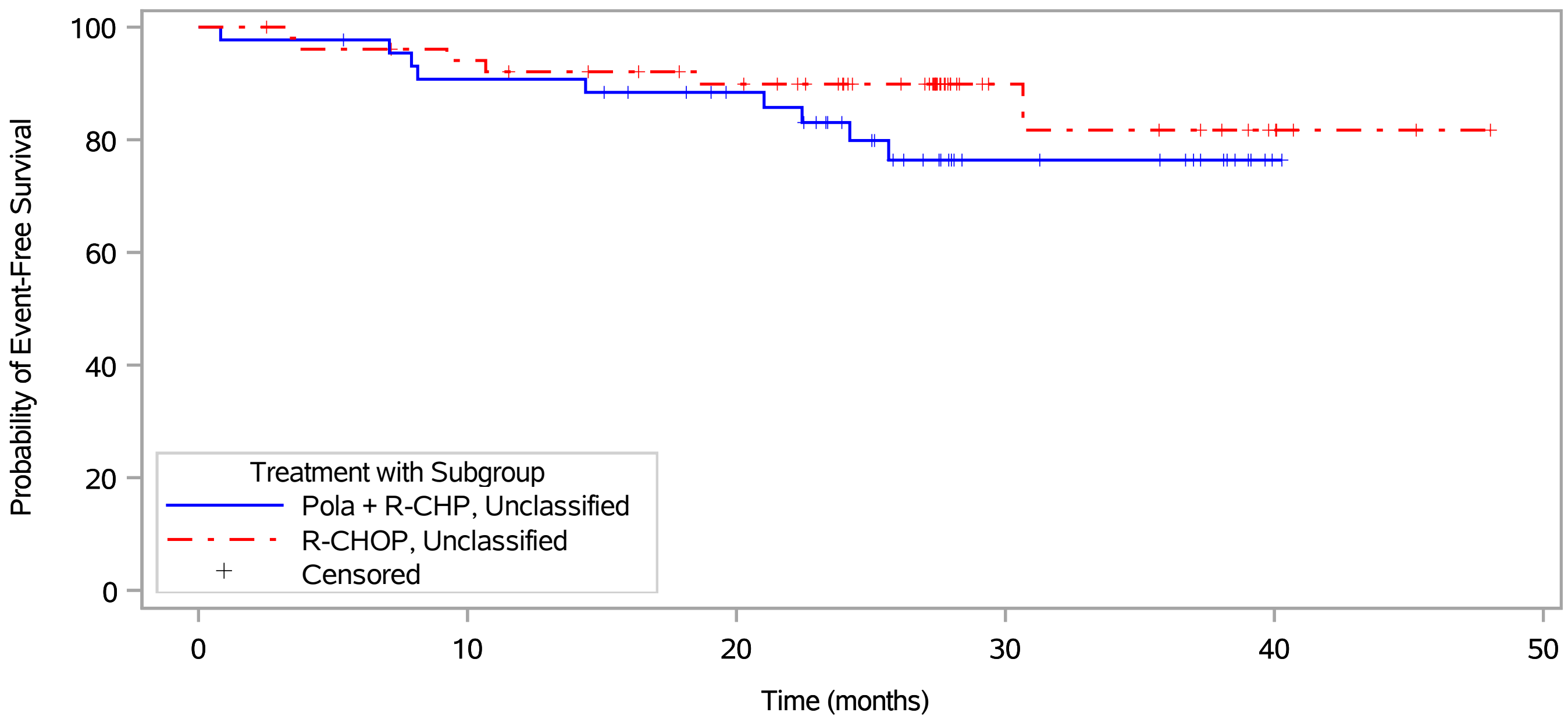

Patients at risk																	
Pola + R-CHP, Unclassified	44	43	42	39	39	38	36	33	26	19	13	12	11	5	NE	NE	NE
R-CHOP, Unclassified	52	51	49	48	45	44	42	40	34	31	11	10	9	7	2	2	1
Patients censored																	
Pola + R-CHP, Unclassified	0	0	1	1	1	1	3	6	11	16	22	23	24	30	NE	NE	NE
R-CHOP, Unclassified	0	1	1	2	3	4	6	7	13	16	36	36	37	39	44	44	45

Pola = Polatuzumab Vedotin.
Clinical cut-off: 15JUN2022

Program: ..al_studies/RO5541077/CDPT7884/GO39942/data_analysis/ACE_BASE/prod/program/g_km.sas
Output: ..ata_analysis/ACE_FINAL_OS/prod/output/g_km_sg1_DFS_CR_IT_POOLED_15JUN2022_39942.pdf
10FEB2023 11:51

POPULATION: Global and China Extension Population, Intent-To-Treat Population, Complete Response Population (with CR, Composite-INV)

ENDPOINT: Disease-Free Survival (DFS from first CR(Composite-INV))

STUDY: GO39942

Cell of origin

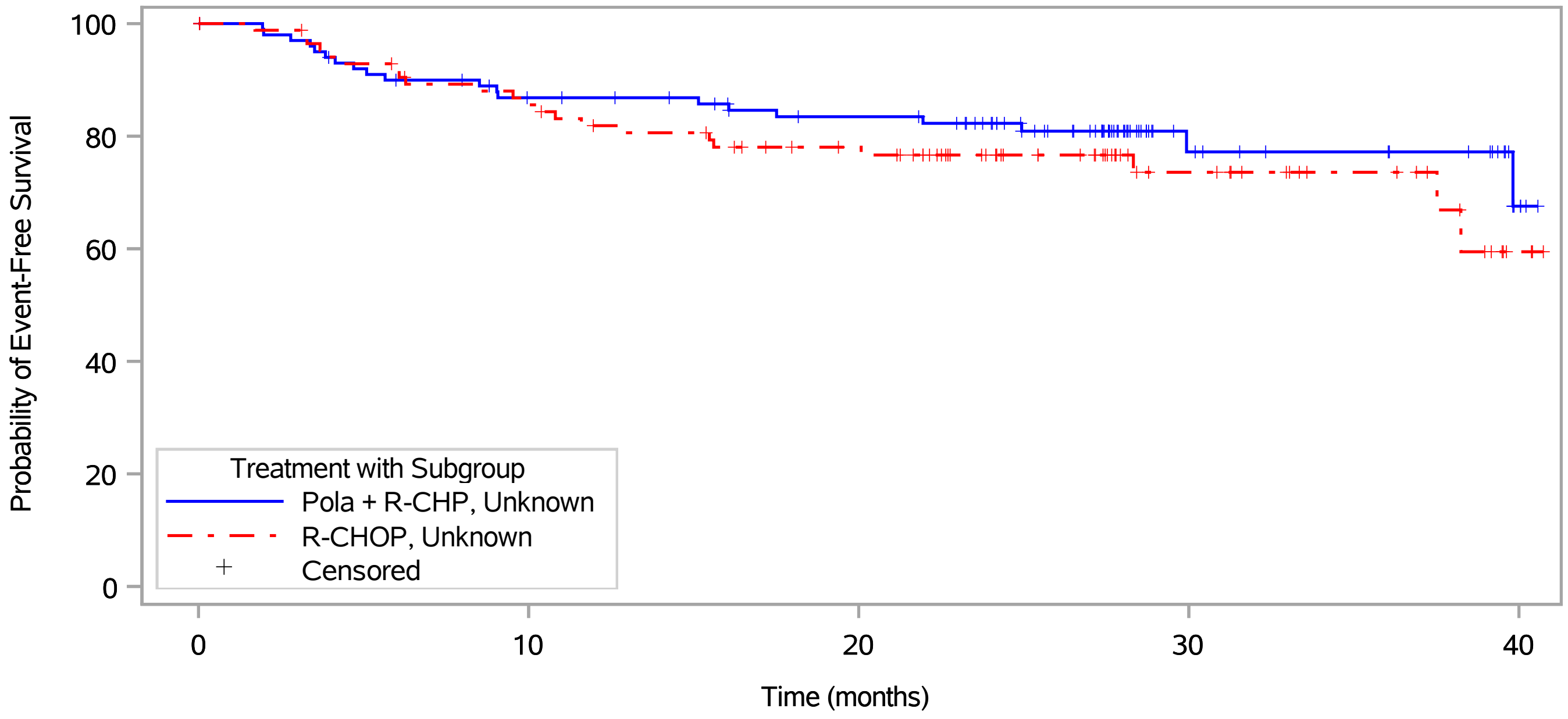

Patients at risk														
Pola + R-CHP, Unknown	102	97	88	85	81	79	73	72	65	52	21	17	17	14
R-CHOP, Unknown	88	84	77	72	65	64	57	55	42	35	22	17	14	7
Patients censored														
Pola + R-CHP, Unknown	0	2	4	6	8	10	13	14	20	32	62	66	66	69
R-CHOP, Unknown	0	3	5	6	8	8	13	14	27	34	46	51	54	59

Pola = Polatuzumab Vedotin.
Clinical cut-off: 15JUN2022

Program: ..al_studies/RO5541077/CDPT7884/GO39942/data_analysis/ACE_BASE/prod/program/g_km.sas
Output: ..ata_analysis/ACE_FINAL_OS/prod/output/g_km_sg1_DFS_CR_IT_POOLED_15JUN2022_39942.pdf
10FEB2023 11:51

POPULATION: Global and China Extension Population, Intent-To-Treat Population, Complete Response Population (with CR, Composite-INV)
ENDPOINT: Disease-Free Survival (DFS from first CR(Composite-INV))
STUDY: GO39942

Baseline Bulky Disease

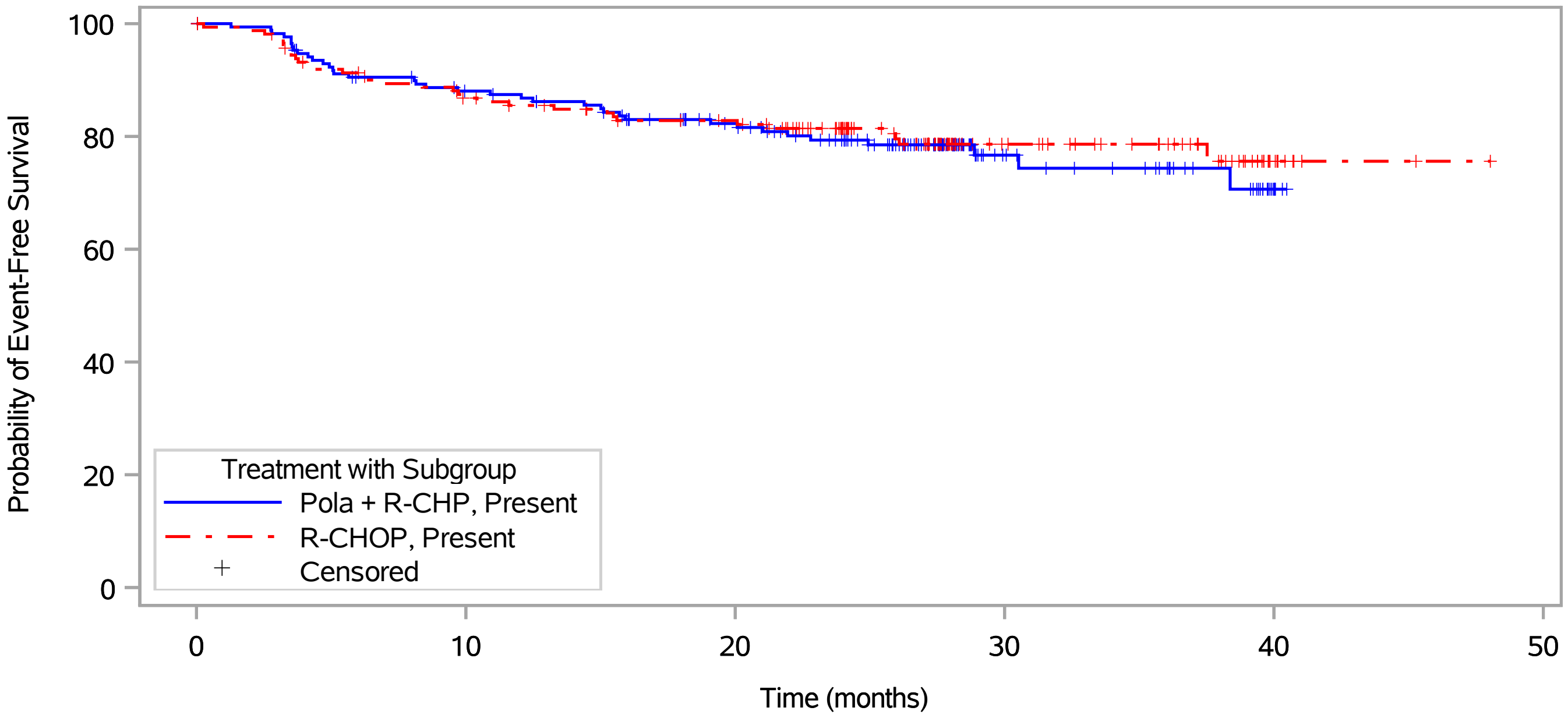

Patients at risk																	
Pola + R-CHP, Present	173	167	149	145	140	135	124	112	101	77	35	30	26	19	NE	NE	NE
R-CHOP, Present	164	157	145	139	130	126	121	118	97	80	43	37	32	18	2	2	1
Patients censored																	
Pola + R-CHP, Present	0	3	8	9	12	14	21	31	39	62	103	107	111	117	NE	NE	NE
R-CHOP, Present	0	3	5	7	11	14	16	18	38	52	89	95	100	113	129	129	130

Pola = Polatuzumab Vedotin.
Clinical cut-off: 15JUN2022

Program: ..al_studies/RO5541077/CDPT7884/GO39942/data_analysis/ACE_BASE/prod/program/g_km.sas
Output: ..ata_analysis/ACE_FINAL_OS/prod/output/g_km_sg1_DFS_CR_IT_POOLED_15JUN2022_39942.pdf
10FEB2023 11:51

POPULATION: Global and China Extension Population, Intent-To-Treat Population, Complete Response Population (with CR, Composite-INV)

ENDPOINT: Disease-Free Survival (DFS from first CR(Composite-INV))

STUDY: GO39942

Baseline Bulky Disease

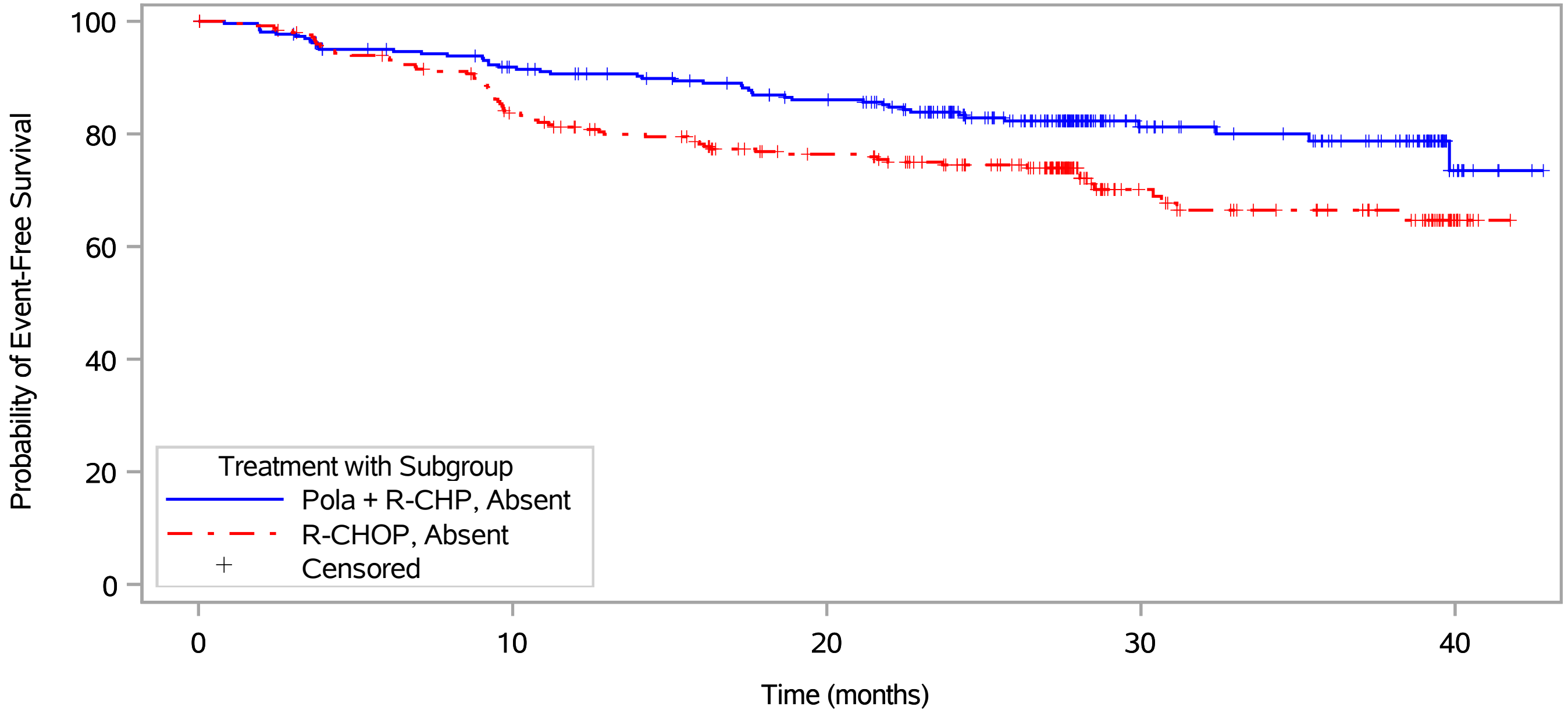

Patients at risk															
Pola + R-CHP, Absent	264	256	242	238	224	218	207	201	170	140	74	64	57	39	2
R-CHOP, Absent	253	243	231	218	191	185	167	164	148	128	58	49	43	33	NE
Patients censored															
Pola + R-CHP, Absent	0	2	9	10	16	20	24	28	54	81	146	155	161	179	215
R-CHOP, Absent	0	5	7	9	16	18	30	32	44	63	129	135	141	150	NE

Pola = Polatuzumab Vedotin.
Clinical cut-off: 15JUN2022

Program: ..al_studies/RO5541077/CDPT7884/GO39942/data_analysis/ACE_BASE/prod/program/g_km.sas
Output: ..ata_analysis/ACE_FINAL_OS/prod/output/g_km_sg1_DFS_CR_IT_POOLED_15JUN2022_39942.pdf
10FEB2023 11:51

POPULATION: Global and China Extension Population, Intent-To-Treat Population, Complete Response Population (with CR, Composite-INV)

ENDPOINT: Disease-Free Survival (DFS from first CR(Composite-INV))

STUDY: GO39942

Double Expressor Lymphoma by IHC (Central Review)

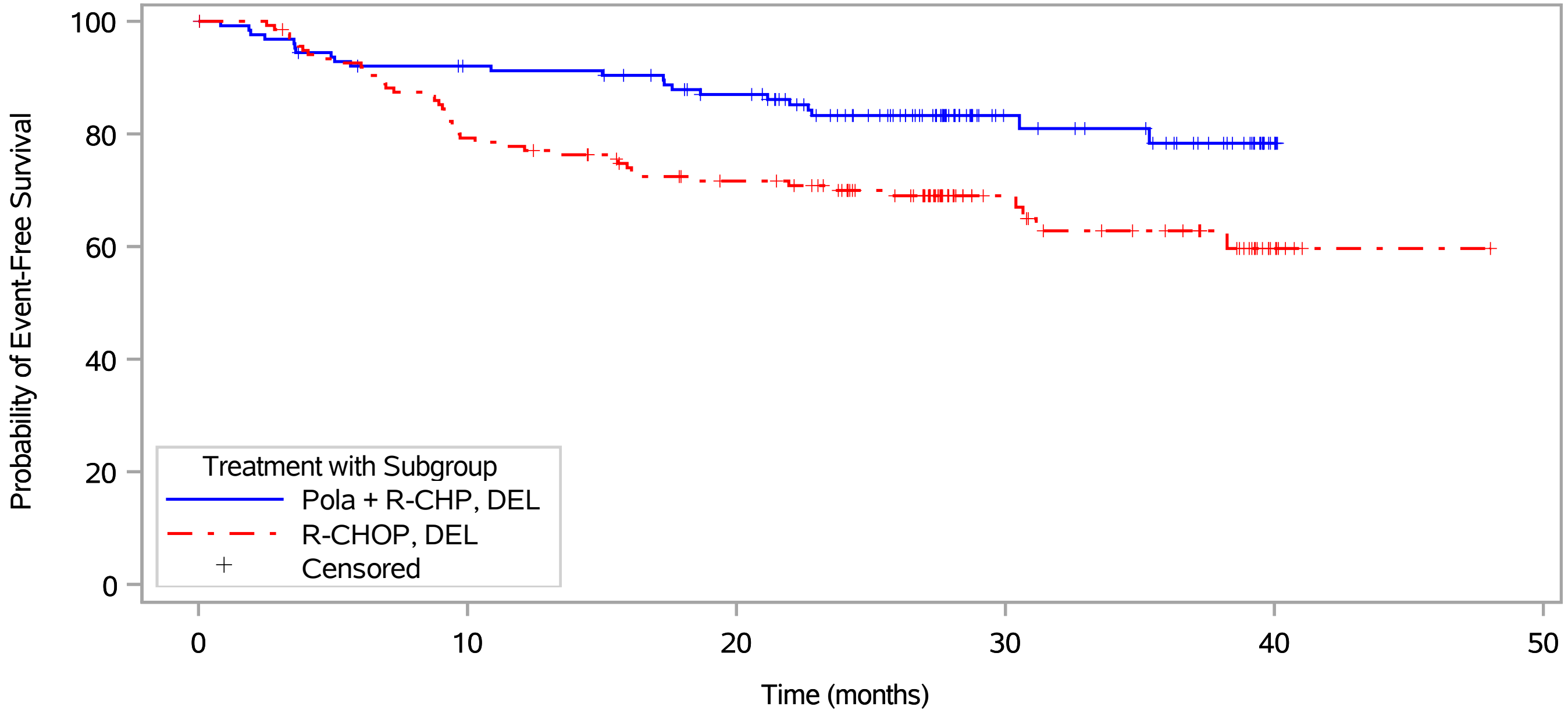

Patients at risk																	
Pola + R-CHP, DEL	127	122	114	114	111	111	104	98	84	69	36	32	28	19	NE	NE	NE
R-CHOP, DEL	137	134	125	115	105	100	91	89	80	66	34	28	25	16	1	1	1
Patients censored																	
Pola + R-CHP, DEL	0	1	3	3	5	5	8	13	23	38	71	74	77	86	NE	NE	NE
R-CHOP, DEL	0	1	2	2	2	5	9	10	17	30	62	65	68	76	91	91	91

Pola = Polatuzumab Vedotin.
Clinical cut-off: 15JUN2022

Program: ..al_studies/RO5541077/CDPT7884/GO39942/data_analysis/ACE_BASE/prod/program/g_km.sas
Output: ..ata_analysis/ACE_FINAL_OS/prod/output/g_km_sg1_DFS_CR_IT_POOLED_15JUN2022_39942.pdf
10FEB2023 11:51

POPULATION: Global and China Extension Population, Intent-To-Treat Population, Complete Response Population (with CR, Composite-INV)
ENDPOINT: Disease-Free Survival (DFS from first CR(Composite-INV))
STUDY: GO39942
Double Expressor Lymphoma by IHC (Central Review)

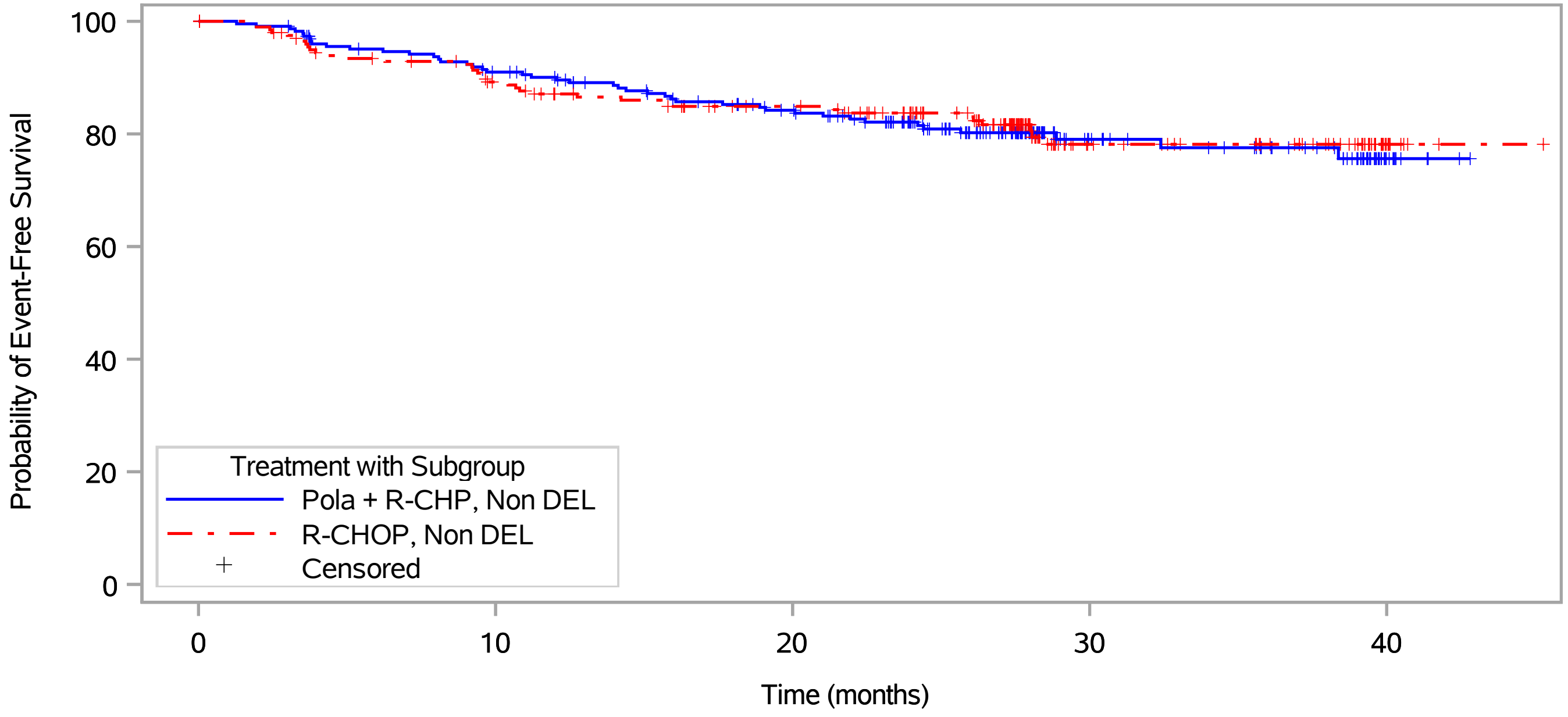

Patients at risk															
Pola + R-CHP, Non DEL	227	224	209	204	192	182	173	161	137	107	59	52	46	34	2	NE
R-CHOP, Non DEL	203	192	181	177	159	156	147	145	130	112	50	45	40	28	1	1
Patients censored															
Pola + R-CHP, Non DEL	0	1	7	7	13	18	22	31	52	79	126	132	138	149	181	NE
R-CHOP, Non DEL	0	6	9	11	19	20	27	29	42	57	116	121	126	138	165	165

Pola = Polatuzumab Vedotin.
Clinical cut-off: 15JUN2022

Program: ..al_studies/RO5541077/CDPT7884/GO39942/data_analysis/ACE_BASE/prod/program/g_km.sas
Output: ..ata_analysis/ACE_FINAL_OS/prod/output/g_km_sg1_DFS_CR_IT_POOLED_15JUN2022_39942.pdf
10FEB2023 11:51

POPULATION: Global and China Extension Population, Intent-To-Treat Population, Complete Response Population (with CR, Composite-INV)

ENDPOINT: Disease-Free Survival (DFS from first CR(Composite-INV))

STUDY: GO39942

Double Expressor Lymphoma by IHC (Central Review)

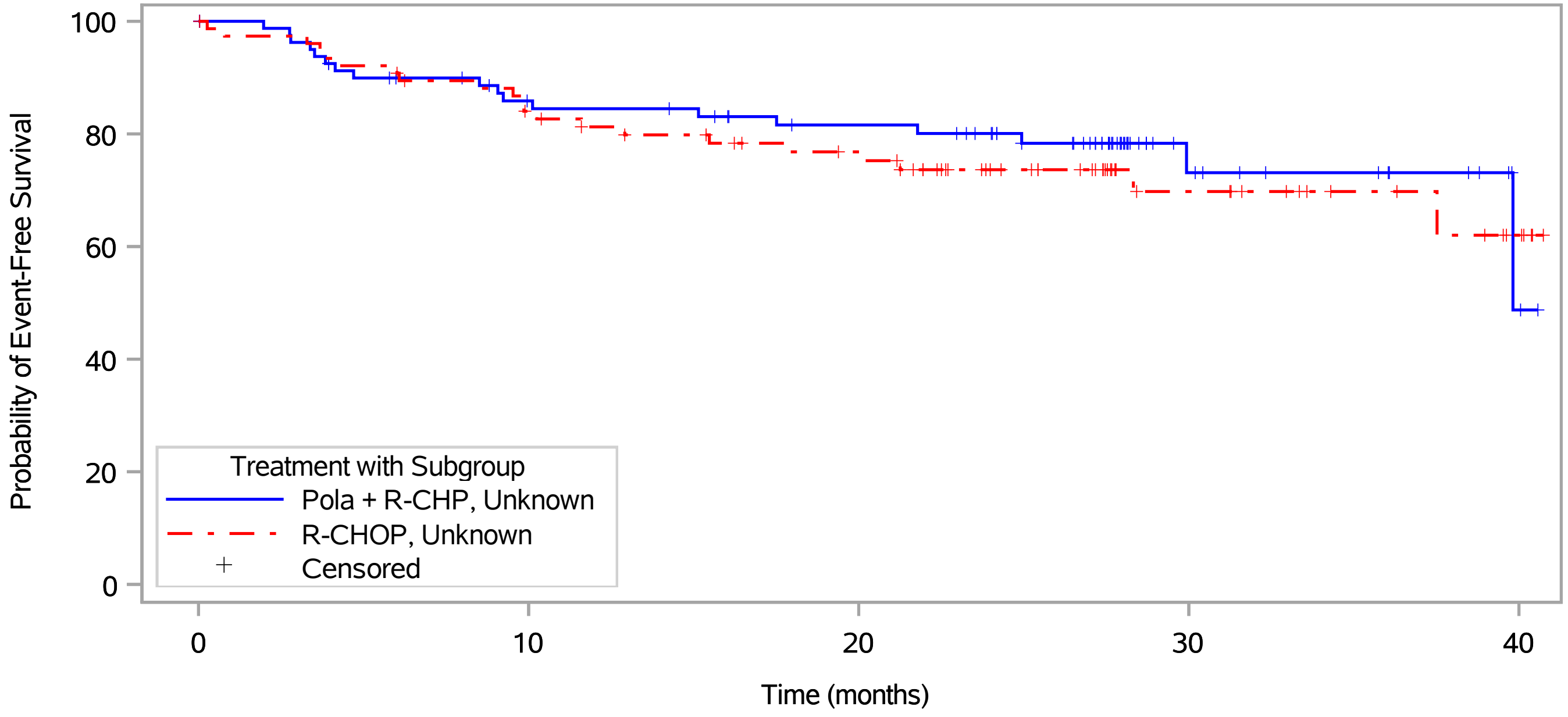

Patients at risk														
Pola + R-CHP, Unknown	83	77	68	65	61	60	54	54	50	41	14	10	9	5
R-CHOP, Unknown	77	74	70	65	57	55	50	48	35	30	17	13	10	7
Patients censored														
Pola + R-CHP, Unknown	0	3	7	9	10	11	15	15	18	26	52	56	57	61
R-CHOP, Unknown	0	1	1	3	6	7	10	11	23	28	40	44	47	49

Pola = Polatuzumab Vedotin.
Clinical cut-off: 15JUN2022

Program: ..al_studies/RO5541077/CDPT7884/GO39942/data_analysis/ACE_BASE/prod/program/g_km.sas
Output: ..ata_analysis/ACE_FINAL_OS/prod/output/g_km_sg1_DFS_CR_IT_POOLED_15JUN2022_39942.pdf
10FEB2023 11:51

POPULATION: Global and China Extension Population, Intent-To-Treat Population, Patients with CR at EoT (Composite-INV assessments)
ENDPOINT: Disease-Free Survival (DFS from CR(Composite-INV) at EOT)
MODEL: Stratified Analysis by IPI score, Bulky disease, Geographical region
STUDY: GO39942
Time to Event Analysis (Efficacy)

		Polatuzumab Vedotin + R-CHP (N=381)												R-CHOP (N=364)												Polatuzumab Vedotin + R-CHP vs. R-CHOP					
		Patients		Patients with Event		Censored		Time to event						Patients		Patients with Event		Censored		Time to event						log-rank	Hazard Ratio				
Name	Level	n	%	n	%	n	%	Q1 (months)	95% Lower CL for Q1	95% Upper CL for Q1	Median (months)	95% Lower CL for Median	95% Upper CL for Median	n	%	n	%	n	%	Q1 (months)	95% Lower CL for Q1	95% Upper CL for Q1	Median (months)	95% Lower CL for Median	95% Upper CL for Median	p-value	Hazard Ratio	95% Lower CL	95% Upper CL		Convergence Status
All	n/a	381	100,0	57	15,0	324	85,0	NE	35,9	NE	NE	NE	NE	364	100,0	75	20,6	289	79,4	33,8	24,6	NE	NE	NE	NE	0,0255	0,67	0,48	0,95		Convergence criterion (GCONV=1E-8) satisfied.

* indicates convergence problem. Result is uninterpretable.
Clinical cut-off: 15JUN2022

Program: root/clinical studies/RO5541077/CDPT7884/GO39942/data analysis/ACE BASE/prod/program/t eff tte.sas
Output: root/clinical_studies/RO5541077/CDPT7884/GO39942/data_analysis/ACE_FINAL_OS/prod/output/t_eff_tte_str_DFSEOT_CREOT_IT_POOLED_15JUN2022_39942.xls
11OCT2023 8:11

POPULATION: Global and China Extension Population, Intent-To-Treat Population, Patients with CR at EoT (Composite-INV assessments)
ENDPOINT: Disease-Free Survival (DFS from CR(Composite-INV) at EOT)
STUDY: GO39942

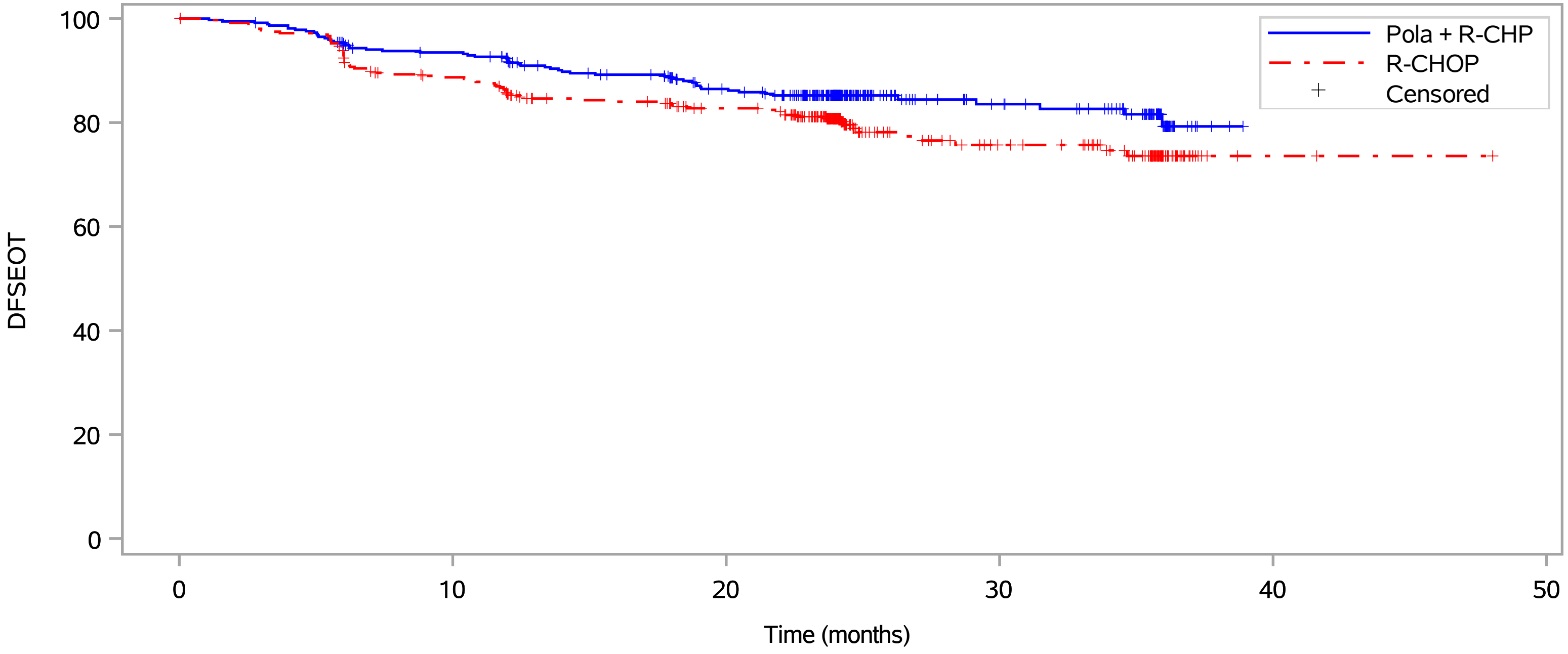

Patients at risk																
Pola + R-CHP	381	368	350	336	327	308	295	275	192	102	94	88	33	NE	NE	NE	NE
R-CHOP	364	349	332	307	291	277	268	257	171	95	84	81	29	2	1	1	1
Patients censored																
Pola + R-CHP	0	10	14	21	26	35	45	56	137	226	233	238	291	NE	NE	NE	NE
R-CHOP	0	7	10	18	22	32	39	47	127	197	207	210	260	287	288	288	288

Pola = Polatuzumab Vedotin.
Clinical cut-off: 15JUN2022

Program: ..al_studies/RO5541077/CDPT7884/GO39942/data_analysis/ACE_BASE/prod/program/g_km.sas
Output: ..a_analysis/ACE_FINAL_OS/prod/output/g_km_DFSEOT_CREOT_IT_POOLED_15JUN2022_39942.pdf
11OCT2023 8:18

POPULATION: Global and China Extension Population, Intent-To-Treat Population, Patients with CR at EoT (Composite-INV assessments)
ENDPOINT: Time to Death (DFS from CR at EoT (Composite-INV))
MODEL: Stratified Analysis by IPI score, Bulky disease, Geographical region
STUDY: GO39942
Time to Event Analysis (Efficacy)

		Polatuzumab Vedotin + R-CHP (N=381)												R-CHOP (N=364)												Polatuzumab Vedotin + R-CHP vs. R-CHOP					
		Patients		Patients with Event		Censored		Time to event						Patients		Patients with Event		Censored		Time to event						log-rank	Hazard Ratio				
Name	Level	n	%	n	%	n	%	Q1 (months)	95% Lower CL for Q1	95% Upper CL for Q1	Median (months)	95% Lower CL for Median	95% Upper CL for Median	n	%	n	%	n	%	Q1 (months)	95% Lower CL for Q1	95% Upper CL for Q1	Median (months)	95% Lower CL for Median	95% Upper CL for Median	p-value	Hazard Ratio	95% Lower CL	95% Upper CL		Convergence Status
All	n/a	381	100,0	7	1,8	374	98,2	NE	NE	NE	NE	NE	NE	364	100,0	12	3,3	352	96,7	NE	NE	NE	NE	NE	NE	0,1768	0,53	0,21	1,35		Convergence criterion (GCONV=1E-8) satisfied.

* indicates convergence problem. Result is uninterpretable.
Clinical cut-off: 15JUN2022

Program: root/clinical_studies/RO5541077/CDPT7884/GO39942/data_analysis/ACE_BASE/prod/program/t_eff_tte.sas
Output: root/clinical_studies/RO5541077/CDPT7884/GO39942/data_analysis/ACE_FINAL_OS/prod/output/t_eff_tte_str_DFSCRETD_CREOT_IT_POOLED_15JUN2022_39942.xls
27OCT2023 17:24

POPULATION: Global and China Extension Population, Intent-To-Treat Population, Patients with CR at EoT (Composite-INV assessments)
ENDPOINT: Time to Death (DFS from CR at EoT (Composite-INV))
STUDY: GO39942

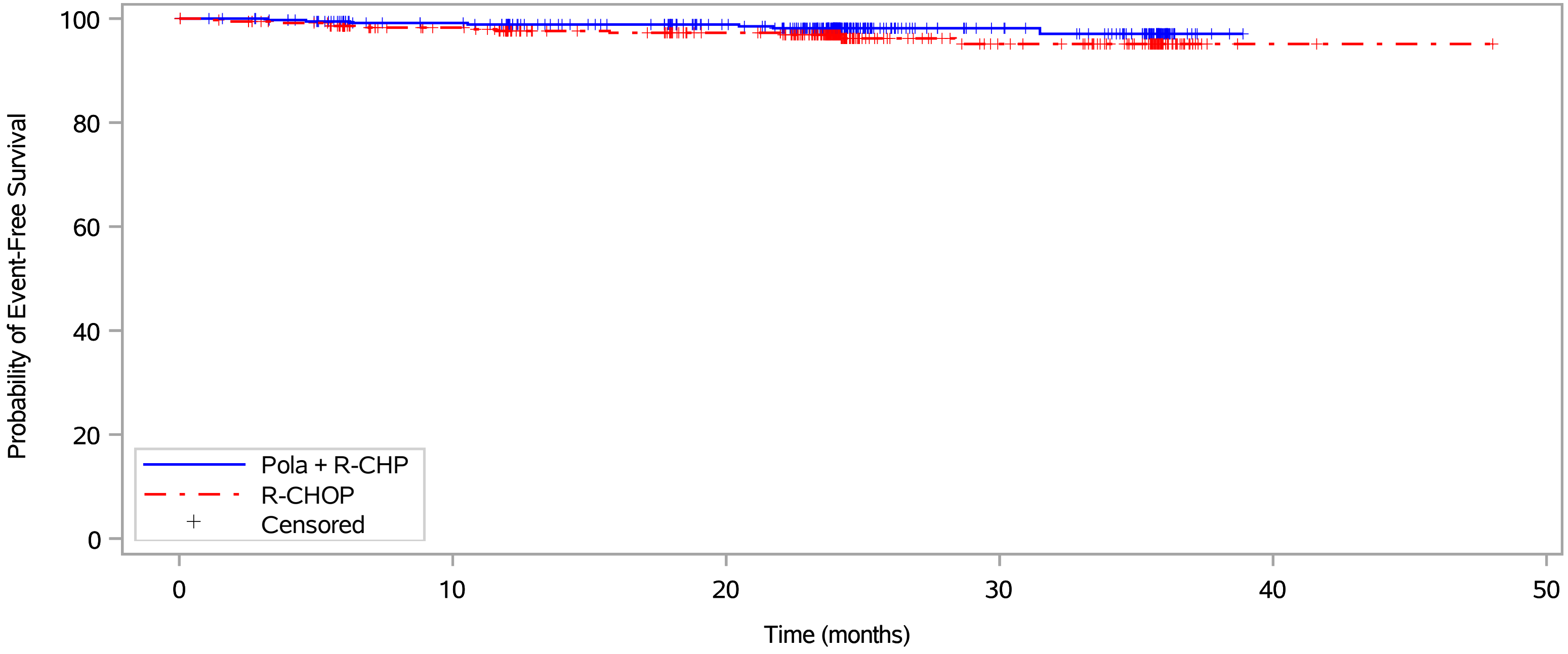

Patients at risk																
Pola + R-CHP	381	368	350	336	327	308	295	275	192	102	94	88	33	NE	NE	NE	NE
R-CHOP	364	349	332	307	291	277	268	257	171	95	84	81	29	2	1	1	1
Patients censored																
Pola + R-CHP	0	13	29	42	50	69	82	101	183	273	281	286	341	NE	NE	NE	NE
R-CHOP	0	13	27	51	65	79	87	98	183	258	268	271	323	350	351	351	351

Pola = Polatuzumab Vedotin.
Clinical cut-off: 15JUN2022

Program: ..al_studies/RO5541077/CDPT7884/GO39942/data_analysis/ACE_BASE/prod/program/g_km.sas
Output: ..analysis/ACE_FINAL_OS/prod/output/g_km_DFSCRETD_CREOT_IT_POOLED_15JUN2022_39942.pdf
27OCT2023 17:28

POPULATION: Global and China Extension Population, Intent-To-Treat Population, Patients with CR at EoT (Composite-INV assessments)
ENDPOINT: Time to Relapse (DFS from CR at EoT (Composite-INV))
MODEL: Stratified Analysis by IPI score, Bulky disease, Geographical region
STUDY: GO39942
Time to Event Analysis (Efficacy)

		Polatuzumab Vedotin + R-CHP (N=381)												R-CHOP (N=364)												Polatuzumab Vedotin + R-CHP vs. R-CHOP					
		Patients		Patients with Event		Censored		Time to event						Patients		Patients with Event		Censored		Time to event						log-rank	Hazard Ratio				
Name	Level	n	%	n	%	n	%	Q1 (months)	95% Lower CL for Q1	95% Upper CL for Q1	Median (months)	95% Lower CL for Median	95% Upper CL for Median	n	%	n	%	n	%	Q1 (months)	95% Lower CL for Q1	95% Upper CL for Q1	Median (months)	95% Lower CL for Median	95% Upper CL for Median	p-value	Hazard Ratio	95% Lower CL	95% Upper CL		Convergence Status
All	n/a	381	100,0	50	13,1	331	86,9	NE	NE	NE	NE	NE	NE	364	100,0	63	17,3	301	82,7	NE	26,8	NE	NE	NE	NE	0,0629	0,70	0,48	1,02		Convergence criterion (GCONV=1E-8) satisfied.

* indicates convergence problem. Result is uninterpretable.
Clinical cut-off: 15JUN2022

Program: root/clinical_studies/RO5541077/CDPT7884/GO39942/data_analysis/ACE_BASE/prod/program/t_eff_tte.sas
Output: root/clinical_studies/RO5541077/CDPT7884/GO39942/data_analysis/ACE_FINAL_OS/prod/output/t_eff_tte_str_DFSCRETR_CREOT_IT_POOLED_15JUN2022_39942.xls
27OCT2023 17:23

POPULATION: Global and China Extension Population, Intent-To-Treat Population, Patients with CR at EoT (Composite-INV assessments)
ENDPOINT: Time to Relapse (DFS from CR at EoT (Composite-INV))
STUDY: GO39942

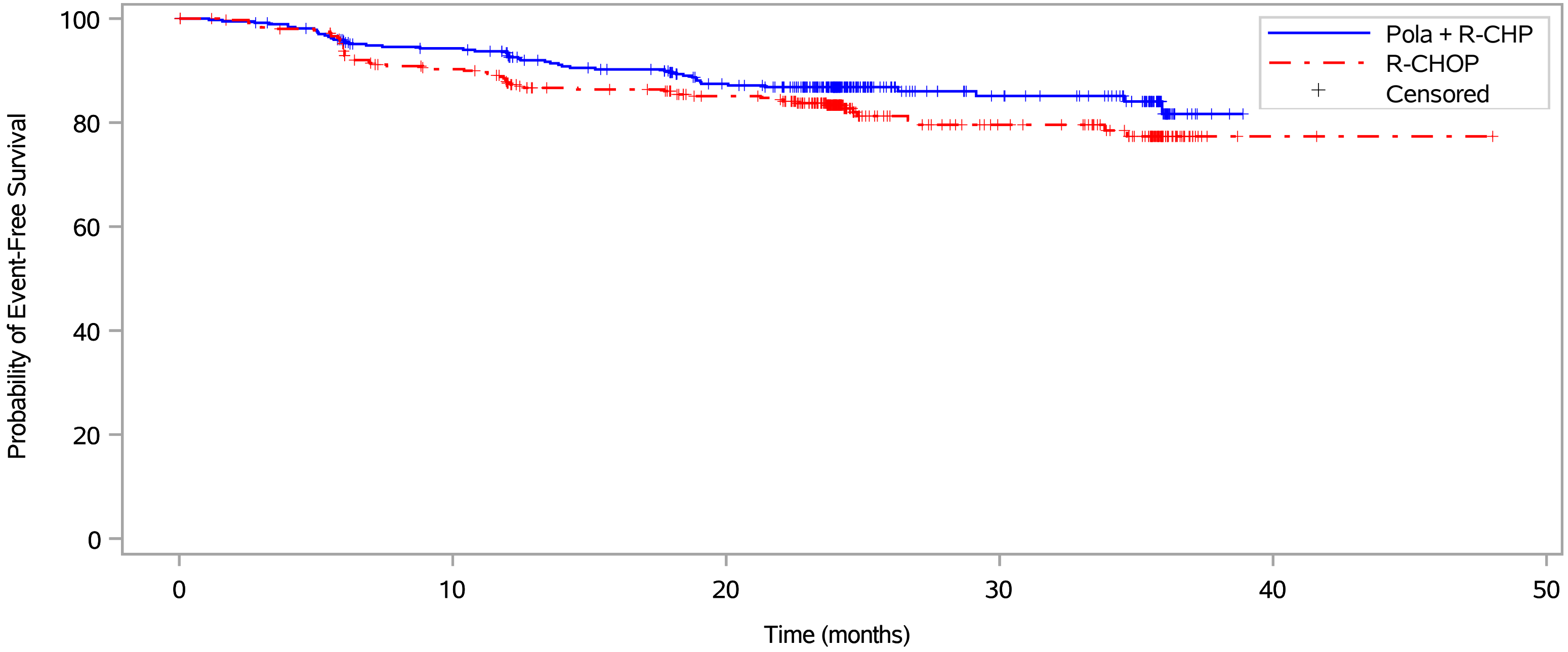

Patients at risk																	
Pola + R-CHP	381	368	350	336	327	308	295	275	192	102	94	88	33	NE	NE	NE	NE
R-CHOP	364	349	332	307	291	277	268	257	171	95	84	81	29	2	1	1	1
Patients censored																	
Pola + R-CHP	0	10	16	24	30	39	49	61	143	232	239	245	298	NE	NE	NE	NE
R-CHOP	0	9	15	24	30	40	48	56	137	208	219	222	272	299	300	300	300

Pola = Polatuzumab Vedotin.
Clinical cut-off: 15JUN2022

Program: ..al_studies/RO5541077/CDPT7884/GO39942/data_analysis/ACE_BASE/prod/program/g_km.sas
Output: ..analysis/ACE_FINAL_OS/prod/output/g_km_DFSCRETR_CREOT_IT_POOLED_15JUN2022_39942.pdf
27OCT2023 17:26

POPULATION: Global and China Extension Population, Intent-To-Treat Population, Patients with CR at EoT (Composite-INV assessments)
ENDPOINT: Disease-Free Survival (DFS from CR(Composite-INV) at EOT)
MODEL: Unstratified Analysis
STUDY: GO39942
Time to Event Analysis by Subgroups (Efficacy)

		Polatuzumab Vedotin + R-CHP (N=381)												R-CHOP (N=364)												Polatuzumab Vedotin + R-CHP vs. R-CHOP						
		Patients		Patients with Event		Censored		Time to event						Patients		Patients with Event		Censored		Time to event						log-rank	Hazard Ratio					Interaction Test
Name	Level	n	%	n	%	n	%	Q1 (months)	95% Lower CL for Q1	95% Upper CL for Q1	Median (months)	95% Lower CL for Median	95% Upper CL for Median	n	%	n	%	n	%	Q1 (months)	95% Lower CL for Q1	95% Upper CL for Q1	Median (months)	95% Lower CL for Median	95% Upper CL for Median	p-value	Hazard Ratio	95% Lower CL	95% Upper CL		Convergence Status	p-value (likelihood ratio)
All	n/a	381	100,0	57	15,0	324	85,0	NE	35,9	NE	NE	NE	NE	364	100,0	75	20,6	289	79,4	33,8	24,6	NE	NE	NE	NE	0,0440	0,70	0,50	0,99		Convergence criterion (GCONV=1E-8) satisfied.	
Sex	Male	203	53,3	30	14,8	173	85,2	NE	34,6	NE	NE	NE	NE	180	49,5	42	23,3	138	76,7	24,8	22,0	NE	NE	NE	NE	0,0465	0,62	0,39	1,00		Convergence criterion (GCONV=1E-8) satisfied.	0,4723
	Female	178	46,7	27	15,2	151	84,8	NE	31,5	NE	NE	NE	NE	184	50,5	33	17,9	151	82,1	NE	26,8	NE	NE	NE	NE	0,4173	0,81	0,49	1,35		Convergence criterion (GCONV=1E-8) satisfied.	
Age	<= 60	120	31,5	14	11,7	106	88,3	NE	NE	NE	NE	NE	NE	107	29,4	16	15,0	91	85,0	NE	24,8	NE	NE	NE	NE	0,4486	0,76	0,37	1,55		Convergence criterion (GCONV=1E-8) satisfied.	0,7902
	> 60	261	68,5	43	16,5	218	83,5	NE	34,6	NE	NE	NE	NE	257	70,6	59	23,0	198	77,0	26,8	22,1	NE	NE	NE	NE	0,0619	0,69	0,47	1,02		Convergence criterion (GCONV=1E-8) satisfied.	
Geographic region	Western Europe/United States/Canada/Australia	229	60,1	27	11,8	202	88,2	NE	NE	NE	NE	NE	NE	221	60,7	41	18,6	180	81,4	NE	26,6	NE	NE	NE	NE	0,0603	0,63	0,39	1,02		Convergence criterion (GCONV=1E-8) satisfied.	0,7160
	Asia	114	29,9	20	17,5	94	82,5	NE	18,2	NE	NE	NE	NE	101	27,7	24	23,8	77	76,2	24,2	12,5	NE	NE	34,7	NE	0,2425	0,70	0,39	1,27		Convergence criterion (GCONV=1E-8) satisfied.	
	Rest of World	38	10,0	10	26,3	28	73,7	35,9	17,9	NE	35,9	35,9	NE	42	11,5	10	23,8	32	76,2	26,8	6,0	NE	NE	26,8	NE	0,9016	0,95	0,39	2,28		Convergence criterion (GCONV=1E-8) satisfied.	
Race/ethnicity	White	167	43,8	23	13,8	144	86,2	NE	35,9	NE	NE	NE	NE	168	46,2	28	16,7	140	83,3	NE	33,8	NE	NE	NE	NE	0,4260	0,80	0,46	1,39		Convergence criterion (GCONV=1E-8) satisfied.	0,3977
	Black or African American	8	2,1	0	0,0	8	100,0	NE	NE	NE	NE	NE	NE	4	1,1	1	25,0	3	75,0	6,0	6,0	NE	NE	6,0	NE	0,1573	0,00	0,00	NE		Convergence criterion (GCONV=1E-8) satisfied.	
	Asian	118	31,0	21	17,8	97	82,2	NE	18,2	NE	NE	NE	NE	105	28,8	25	23,8	80	76,2	24,2	11,9	NE	NE	34,7	NE	0,2430	0,71	0,40	1,27		Convergence criterion (GCONV=1E-8) satisfied.	
	Other	3	0,8	1	33,3	2	66,7	10,4	10,4	NE	NE	10,4	NE	8	2,2	1	12,5	7	87,5	NE	6,1	NE	NE	NE	NE	0,5037	2,49	0,16	39,94		Convergence criterion (GCONV=1E-8) satisfied.	
	Unknown	85	22,3	12	14,1	73	85,9	NE	29,1	NE	NE	NE	NE	79	21,7	20	25,3	59	74,7	26,6	14,6	NE	NE	NE	NE	0,0946	0,55	0,27	1,12		Convergence criterion (GCONV=1E-8) satisfied.	
ECOG performance status	0-1	322	84,5	50	15,5	272	84,5	NE	35,9	NE	NE	NE	NE	307	84,3	67	21,8	240	78,2	28,4	24,2	NE	NE	NE	NE	0,0417	0,68	0,47	0,99		Convergence criterion (GCONV=1E-8) satisfied.	0,7688
	2	59	15,5	7	11,9	52	88,1	NE	NE	NE	NE	NE	NE	55	15,1	8	14,5	47	85,5	NE	22,0	NE	NE	NE	NE	0,6263	0,78	0,28	2,15		Convergence criterion (GCONV=1E-8) satisfied.	
	Missing	0	0,0	0	0,0	0	0,0	NE	NE	NE	NE	NE	NE	2	0,5	0	0,0	2	100,0	NE	NE	NE	NE	NE	NE	NE	NE	NE	NE		Convergence criterion (GCONV=1E-8) satisfied.	
Cell of origin (determined by gene expression)	ABC	115	30,2	16	13,9	99	86,1	NE	29,1	NE	NE	NE	NE	112	30,8	42	37,5	70	62,5	10,8	6,0	22,6	NE	24,6	NE	<.0001	0,32	0,18	0,58		Convergence criterion (GCONV=1E-8) satisfied.	0,0004
	GCB	136	35,7	21	15,4	115	84,6	NE	34,6	NE	NE	NE	NE	134	36,8	15	11,2	119	88,8	NE	NE	NE	NE	NE	NE	0,3174	1,40	0,72	2,72		Convergence criterion (GCONV=1E-8) satisfied.	
	Unclassified	41	10,8	8	19,5	33	80,5	NE	18,9	NE	NE	NE	NE	46	12,6	4	8,7	42	91,3	NE	26,6	NE	NE	NE	NE	0,1561	2,33	0,70	7,75		Convergence criterion (GCONV=1E-8) satisfied.	
	Unknown	89	23,4	12	13,5	77	86,5	NE	35,9	NE	NE	NE	NE	72	19,8	14	19,4	58	80,6	33,8	24,8	NE	NE	34,7	NE	0,2647	0,65	0,30	1,40		Convergence criterion (GCONV=1E-8) satisfied.	
IPI score at Screening	1-2	148	38,8	17	11,5	131	88,5	NE	35,9	NE	NE	NE	NE	147	40,4	20	13,6	127	86,4	NE	26,6	NE	NE	NE	NE	0,5439	0,82	0,43	1,56		Convergence criterion (GCONV=1E-8) satisfied.	0,4121
	3	156	40,9	23	14,7	133	85,3	NE	34,6	NE	NE	NE	NE	130	35,7	33	25,4	97	74,6	24,3	11,9	NE	NE	NE	NE	0,0194	0,53	0,31	0,91		Convergence criterion (GCONV=1E-8) satisfied.	
	4-5	77	20,2	17	22,1	60	77,9	31,5	20,5	NE	NE	NE	NE	87	23,9	22	25,3	65	74,7	34,7	11,5	NE	NE	NE	NE	0,7235	0,89	0,47	1,68		Convergence criterion (GCONV=1E-8) satisfied.	
Baseline Bulky Disease	Present	144	37,8	26	18,1	118	81,9	NE	26,3	NE	NE	NE	NE	134	36,8	21	15,7	113	84,3	NE	33,8	NE	NE	NE	NE	0,5007	1,22	0,69	2,17		Convergence criterion (GCONV=1E-8) satisfied.	0,0180
	Absent	237	62,2	31	13,1	206	86,9	NE	35,9	NE	NE	NE	NE	230	63,2	54	23,5	176	76,5	24,8	18,6	NE	NE	NE	NE	0,0023	0,51	0,33	0,79		Convergence criterion (GCONV=1E-8) satisfied.	
Double Expressor Lymphoma by IHC (Central Review)	DEL	114	29,9	15	13,2	99	86,8	NE	31,5	NE	NE	NE	NE	123	33,8	38	30,9	85	69,1	18,0	10,8	34,7	NE	NE	NE	0,0010	0,38	0,21	0,69		Convergence criterion (GCONV=1E-8) satisfied.	0,0051
	Non DEL	195	51,2	32	16,4	163	83,6	NE	34,6	NE	NE	NE	NE	179	49,2	25	14,0	154	86,0	NE	NE	NE	NE	NE	NE	0,5891	1,16	0,68	1,95		Convergence criterion (GCONV=1E-8) satisfied.	
	Unknown	72	18,9	10	13,9	62	86,1	35,9	35,9	NE	NE	35,9	NE	62	17,0	12	19,4	50	80,6	33,8	21,3	NE	NE	NE	NE	0,5450	0,77	0,33	1,79		Convergence criterion (GCONV=1E-8) satisfied.	
Double/Triple-Hit Lymphoma (Central Review)	DH/TH-	261	68,5	41	15,7	220	84,3	NE	34,6	NE	NE	NE	NE	263	72,3	59	22,4	204	77,6	26,8	22,6	NE	NE	NE	NE	0,0552	0,68	0,46	1,01		Convergence criterion (GCONV=1E-8) satisfied.	0,4256
	DH/TH+	18	4,7	2	11,1	16	88,9	NE	19,1	NE	NE	NE	NE	16	4,4	1	6,3	15	93,8	NE	NE	NE	NE	NE	NE	0,6540	1,72	0,16	18,97		Convergence criterion (GCONV=1E-8) satisfied.	
	Unknown	102	26,8	14	13,7	88	86,3	NE	35,9	NE	NE	NE	NE	85	23,4	15	17,6	70	82,4	33,8	24,8	NE	NE	33,8	NE	0,3699	0,72	0,34	1,49		Convergence criterion (GCONV=1E-8) satisfied.	

Test for interaction based on Likelihood-Ratio test for interaction with treatment effect
* indicates convergence problem. Result is uninterpretable.
Clinical cut-off: 15JUN2022

Program: root/clinical_studies/RO5541077/CDPT7884/GO39942/data_analysis/ACE_BASE/prod/program/t_eff_tte.sas
Output: root/clinical_studies/RO5541077/CDPT7884/GO39942/data_analysis/ACE_FINAL_OS/prod/output/t_eff_tte_sg1_DFSEOT_CREOT_IT_POOLED_15JUN2022_39942.xls
11OCT2023 8:13

POPULATION: Global and China Extension Population, Intent-To-Treat Population, Patients with CR at EoT (Composite-INV assessments)

ENDPOINT: Disease-Free Survival (DFS from CR(Composite-INV) at EOT)

STUDY: GO39942

Cell of origin

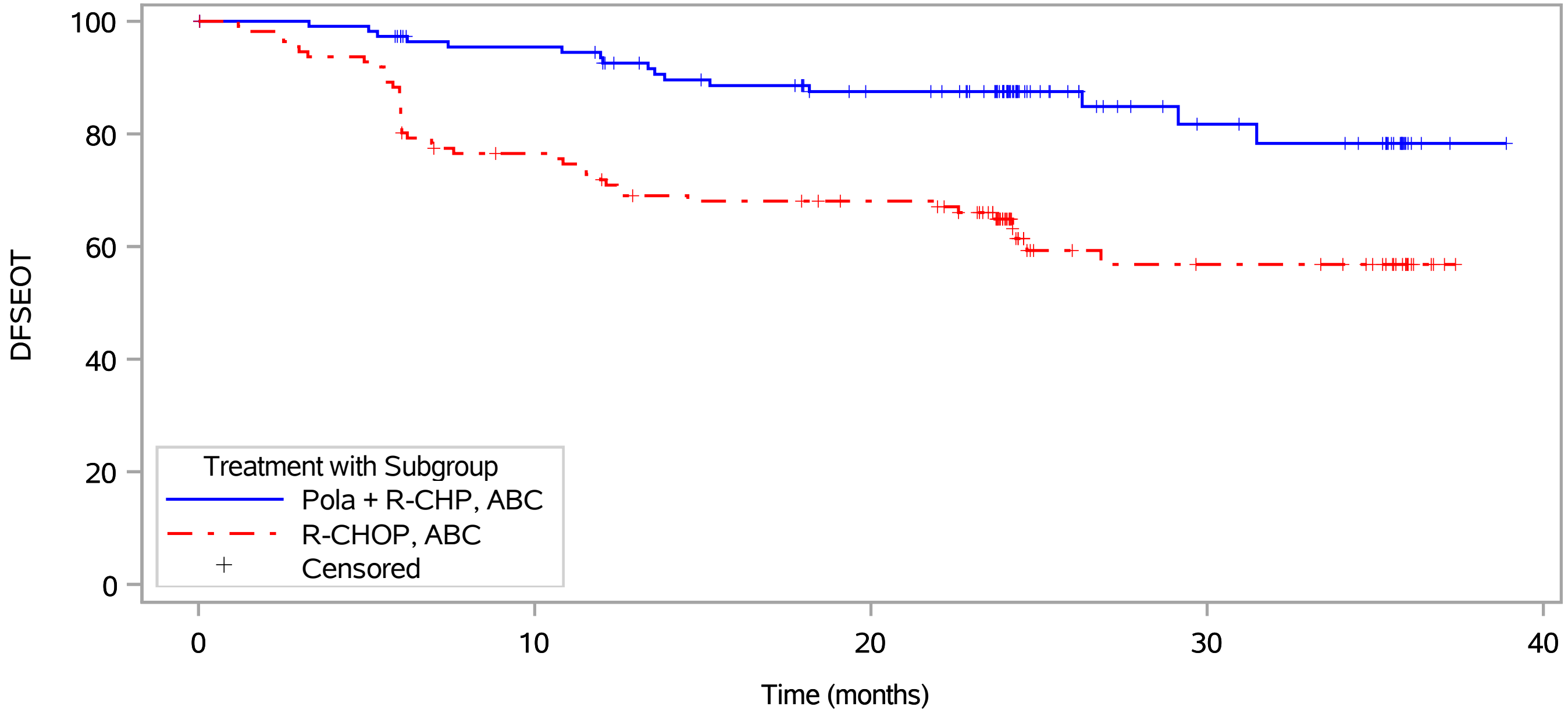

Patients at risk													
Pola + R-CHP, ABC	115	112	107	101	98	89	84	79	60	30	25	23	4
R-CHOP, ABC	112	105	96	82	76	71	70	68	45	23	22	22	6
Patients censored													
Pola + R-CHP, ABC	0	3	5	9	10	15	19	23	42	71	75	76	95
R-CHOP, ABC	0	1	1	4	5	6	7	9	29	47	48	48	64

Pola = Polatuzumab Vedotin.
Clinical cut-off: 15JUN2022

Program: ..al_studies/RO5541077/CDPT7884/GO39942/data_analysis/ACE_BASE/prod/program/g_km.sas
Output: ..alysis/ACE_FINAL_OS/prod/output/g_km_sg1_DFSEOT_CREOT_IT_POOLED_15JUN2022_39942.pdf
11OCT2023 8:16

POPULATION: Global and China Extension Population, Intent-To-Treat Population, Patients with CR at EoT (Composite-INV assessments)

ENDPOINT: Disease-Free Survival (DFS from CR(Composite-INV) at EOT)

STUDY: GO39942

Cell of origin

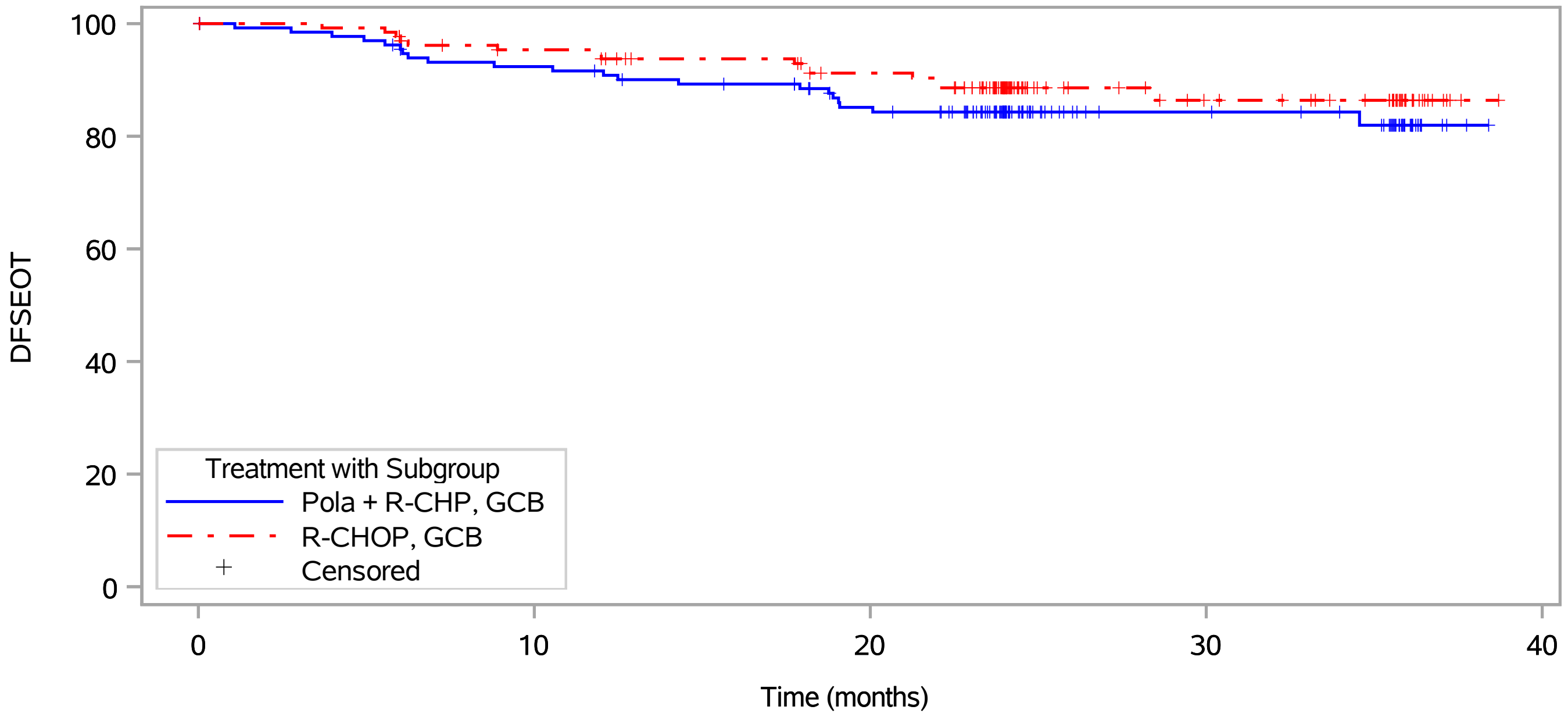

Patients at risk													
Pola + R-CHP, GCB	136	130	126	120	118	114	110	100	70	39	39	37	17
R-CHOP, GCB	134	131	126	119	116	112	109	105	71	42	36	34	14
Patients censored													
Pola + R-CHP, GCB	0	4	5	6	7	8	11	16	46	77	77	79	98
R-CHOP, GCB	0	3	5	9	10	14	16	18	49	78	83	85	105

Pola = Polatuzumab Vedotin.
Clinical cut-off: 15JUN2022

Program: ..al_studies/RO5541077/CDPT7884/GO39942/data_analysis/ACE_BASE/prod/program/g_km.sas
Output: ..alysis/ACE_FINAL_OS/prod/output/g_km_sg1_DFSEOT_CREOT_IT_POOLED_15JUN2022_39942.pdf
11OCT2023 8:16

POPULATION: Global and China Extension Population, Intent-To-Treat Population, Patients with CR at EoT (Composite-INV assessments)

ENDPOINT: Disease-Free Survival (DFS from CR(Composite-INV) at EOT)

STUDY: GO39942

Cell of origin

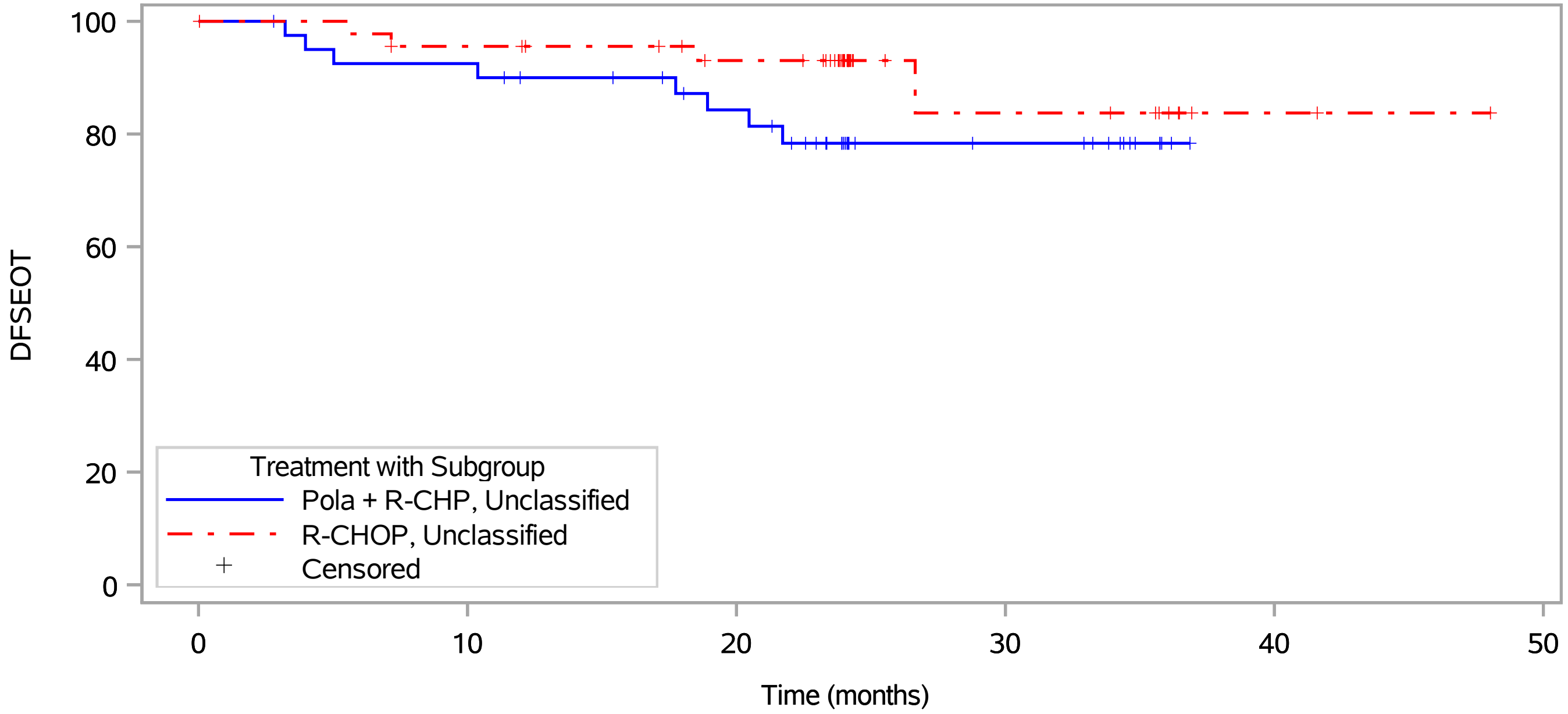

Patients at risk																	
Pola + R-CHP, Unclassified	41	40	37	37	34	34	31	28	18	13	12	11	2	NE	NE	NE	NE
R-CHOP, Unclassified	46	45	44	42	42	40	38	36	23	9	9	9	6	2	1	1	1
Patients censored																	
Pola + R-CHP, Unclassified	0	1	1	1	3	3	5	6	15	20	21	22	31	NE	NE	NE	NE
R-CHOP, Unclassified	0	1	1	2	2	4	6	7	20	33	33	33	36	40	41	41	41

Pola = Polatuzumab Vedotin.
Clinical cut-off: 15JUN2022

Program: ..al_studies/RO5541077/CDPT7884/GO39942/data_analysis/ACE_BASE/prod/program/g_km.sas
Output: ..alysis/ACE_FINAL_OS/prod/output/g_km_sg1_DFSEOT_CREOT_IT_POOLED_15JUN2022_39942.pdf
11OCT2023 8:16

POPULATION: Global and China Extension Population, Intent-To-Treat Population, Patients with CR at EoT (Composite-INV assessments)

ENDPOINT: Disease-Free Survival (DFS from CR(Composite-INV) at EOT)

STUDY: GO39942

Cell of origin

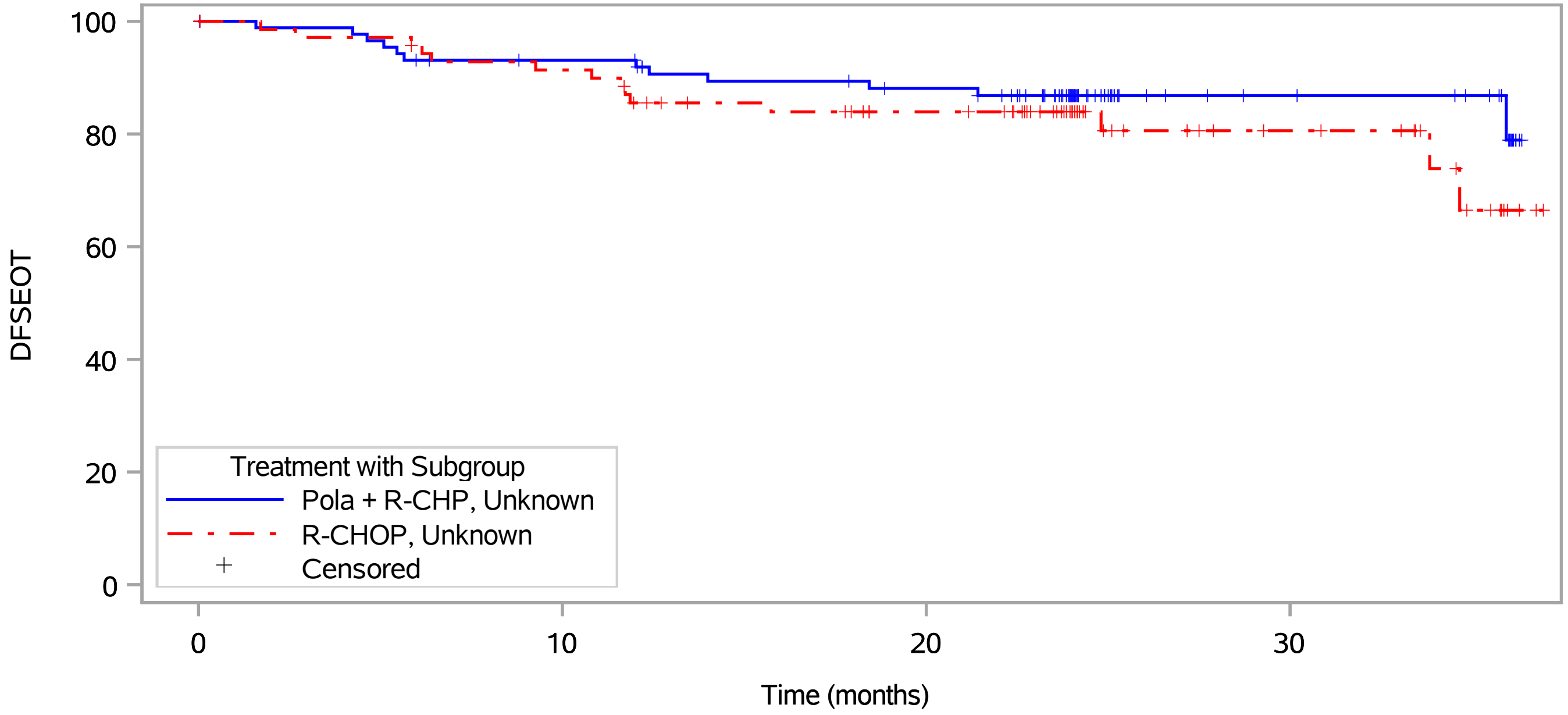

Patients at risk													
Pola + R-CHP, Unknown	89	86	80	78	77	71	70	68	44	20	18	17	10
R-CHOP, Unknown	72	68	66	64	57	54	51	48	32	21	17	16	3
Patients censored													
Pola + R-CHP, Unknown	0	2	3	5	6	9	10	11	34	58	60	61	67
R-CHOP, Unknown	0	2	3	3	5	8	10	13	29	39	43	44	55

Pola = Polatuzumab Vedotin.
Clinical cut-off: 15JUN2022

Program: ..al_studies/RO5541077/CDPT7884/GO39942/data_analysis/ACE_BASE/prod/program/g_km.sas
Output: ..alysis/ACE_FINAL_OS/prod/output/g_km_sg1_DFSEOT_CREOT_IT_POOLED_15JUN2022_39942.pdf
11OCT2023 8:16

POPULATION: Global and China Extension Population, Intent-To-Treat Population, Patients with CR at EoT (Composite-INV assessments)
ENDPOINT: Disease-Free Survival (DFS from CR(Composite-INV) at EOT)
STUDY: GO39942

Baseline Bulky Disease

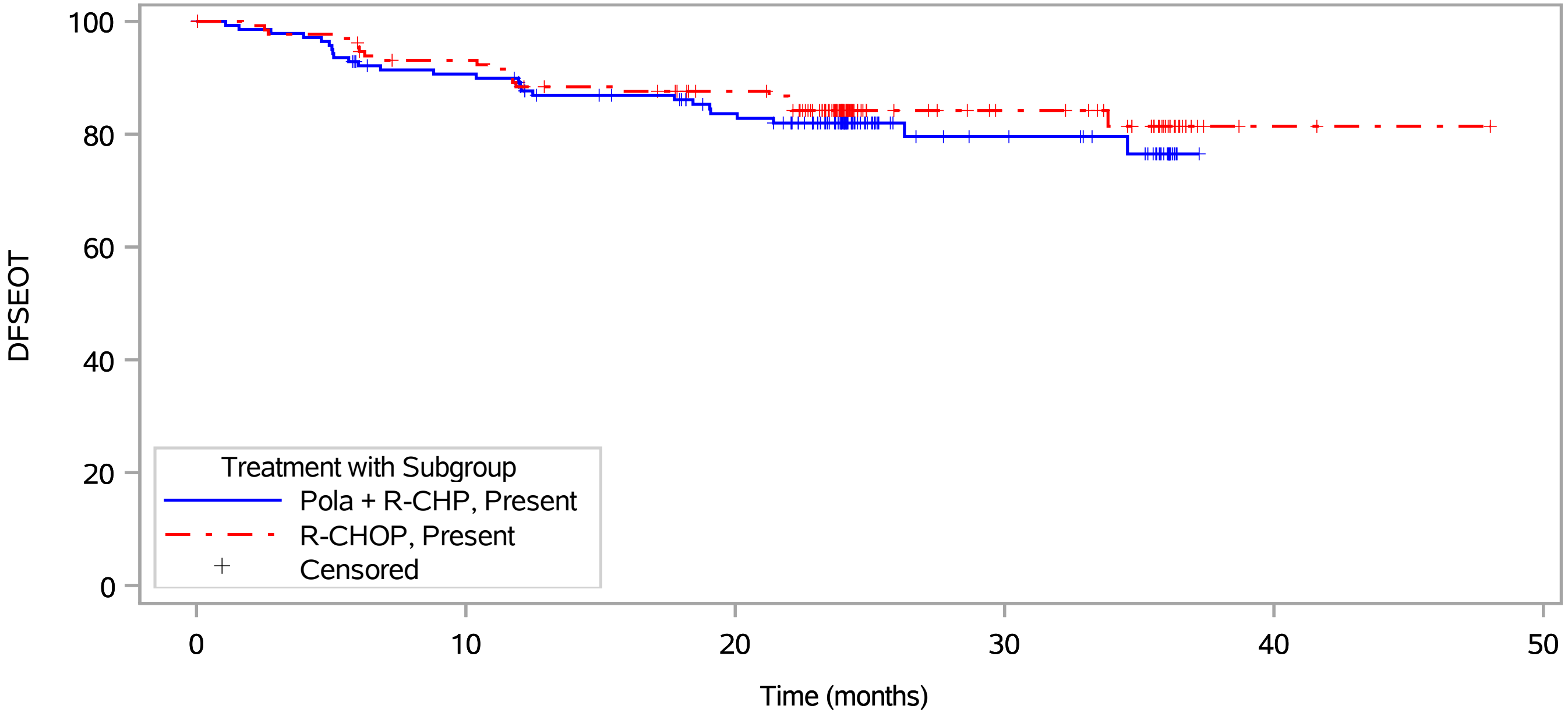

Patients at risk																
Pola + R-CHP, Present	144	137	127	123	119	111	108	100	69	32	30	27	16	NE	NE	NE	NE
R-CHOP, Present	134	128	125	119	113	111	107	104	65	39	34	33	16	2	1	1	1
Patients censored																
Pola + R-CHP, Present	0	4	7	8	10	15	17	21	51	87	89	92	102	NE	NE	NE	NE
R-CHOP, Present	0	3	4	6	6	8	11	14	49	75	80	81	97	111	112	112	112

Pola = Polatuzumab Vedotin.
Clinical cut-off: 15JUN2022

Program: ..al_studies/RO5541077/CDPT7884/GO39942/data_analysis/ACE_BASE/prod/program/g_km.sas
Output: ..alysis/ACE_FINAL_OS/prod/output/g_km_sg1_DFSEOT_CREOT_IT_POOLED_15JUN2022_39942.pdf
11OCT2023 8:16

POPULATION: Global and China Extension Population, Intent-To-Treat Population, Patients with CR at EoT (Composite-INV assessments)

ENDPOINT: Disease-Free Survival (DFS from CR(Composite-INV) at EOT)

STUDY: GO39942

Baseline Bulky Disease

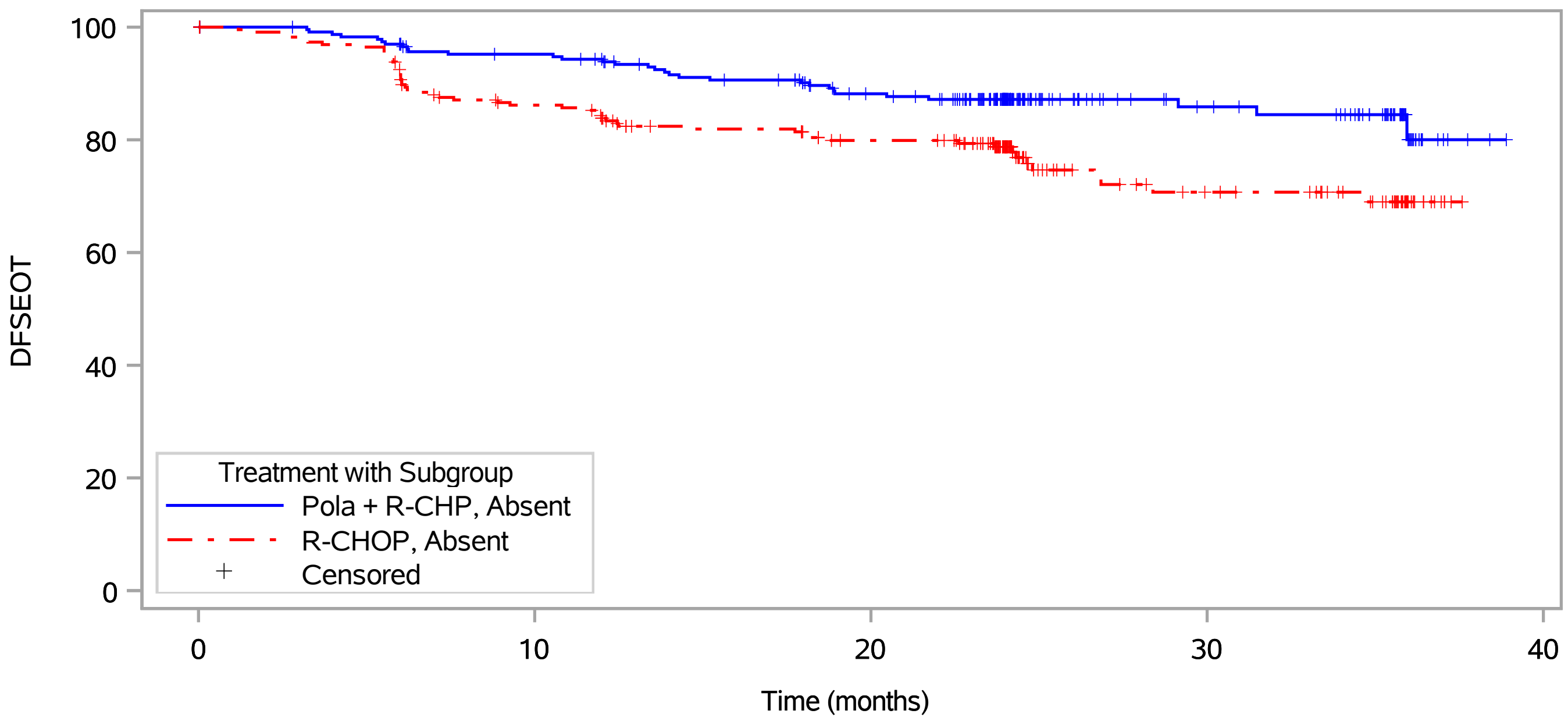

Patients at risk													
Pola + R-CHP, Absent	237	231	223	213	208	197	187	175	123	70	64	61	17
R-CHOP, Absent	230	221	207	188	178	166	161	153	106	56	50	48	13
Patients censored													
Pola + R-CHP, Absent	0	6	7	13	16	20	28	35	86	139	144	146	189
R-CHOP, Absent	0	4	6	12	16	24	28	33	78	122	127	129	163

Pola = Polatuzumab Vedotin.
Clinical cut-off: 15JUN2022

Program: ..al_studies/RO5541077/CDPT7884/GO39942/data_analysis/ACE_BASE/prod/program/g_km.sas
Output: ..alysis/ACE_FINAL_OS/prod/output/g_km_sg1_DFSEOT_CREOT_IT_POOLED_15JUN2022_39942.pdf
11OCT2023 8:16

POPULATION: Global and China Extension Population, Intent-To-Treat Population, Patients with CR at EoT (Composite-INV assessments)
ENDPOINT: Disease-Free Survival (DFS from CR(Composite-INV) at EOT)
STUDY: GO39942

Double Expressor Lymphoma by IHC (Central Review)

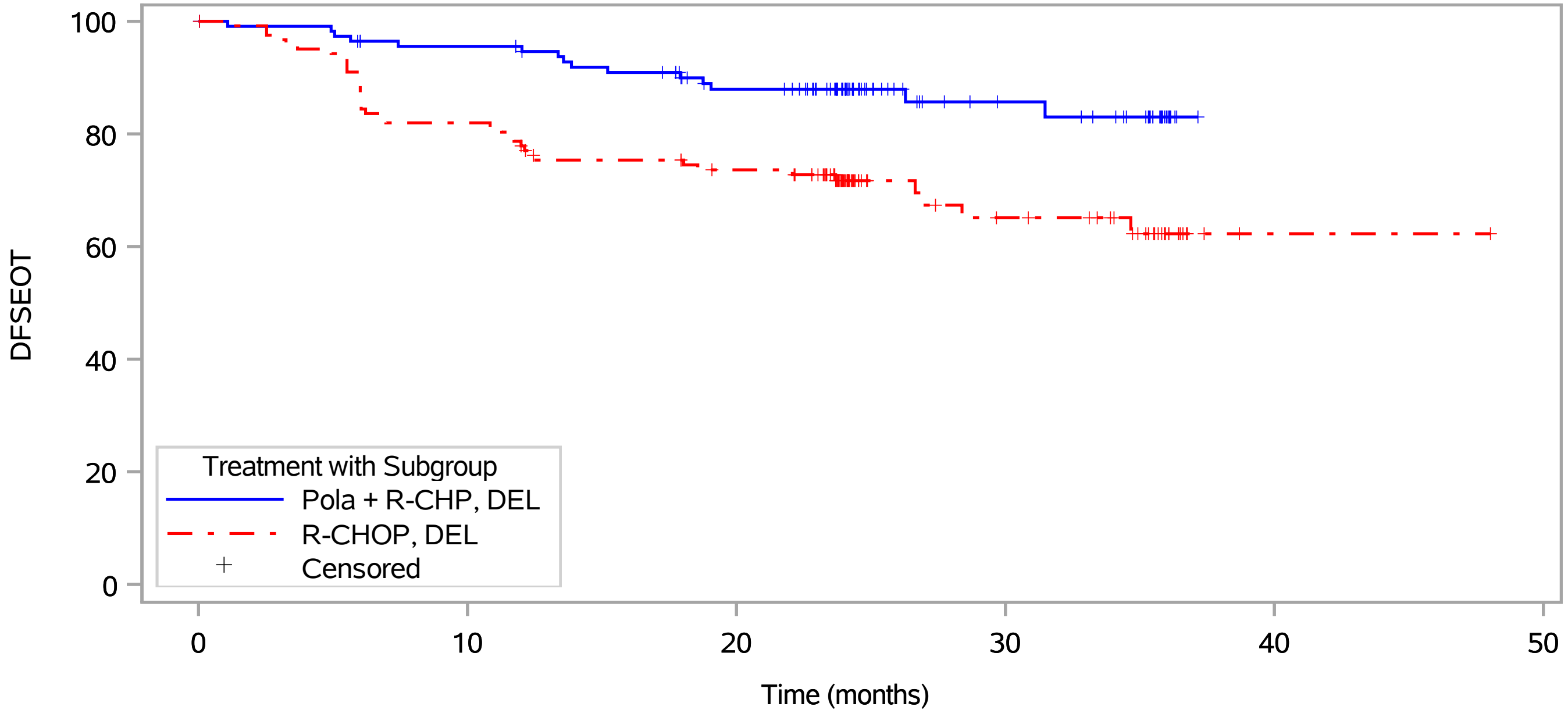

Patients at risk																	
Pola + R-CHP, DEL	114	112	108	105	104	99	91	87	65	35	32	30	10	NE	NE	NE	NE
R-CHOP, DEL	123	118	110	100	94	89	87	84	55	31	28	27	11	1	1	1	1
Patients censored																	
Pola + R-CHP, DEL	0	1	2	4	5	6	12	14	36	65	68	69	89	NE	NE	NE	NE
R-CHOP, DEL	0	1	1	1	2	4	6	7	34	56	58	59	74	84	84	84	84

Pola = Polatuzumab Vedotin.
Clinical cut-off: 15JUN2022

Program: ..al_studies/RO5541077/CDPT7884/GO39942/data_analysis/ACE_BASE/prod/program/g_km.sas
Output: ..alysis/ACE_FINAL_OS/prod/output/g_km_sg1_DFSEOT_CREOT_IT_POOLED_15JUN2022_39942.pdf
11OCT2023 8:16

POPULATION: Global and China Extension Population, Intent-To-Treat Population, Patients with CR at EoT (Composite-INV assessments)

ENDPOINT: Disease-Free Survival (DFS from CR(Composite-INV) at EOT)

STUDY: GO39942

Double Expressor Lymphoma by IHC (Central Review)

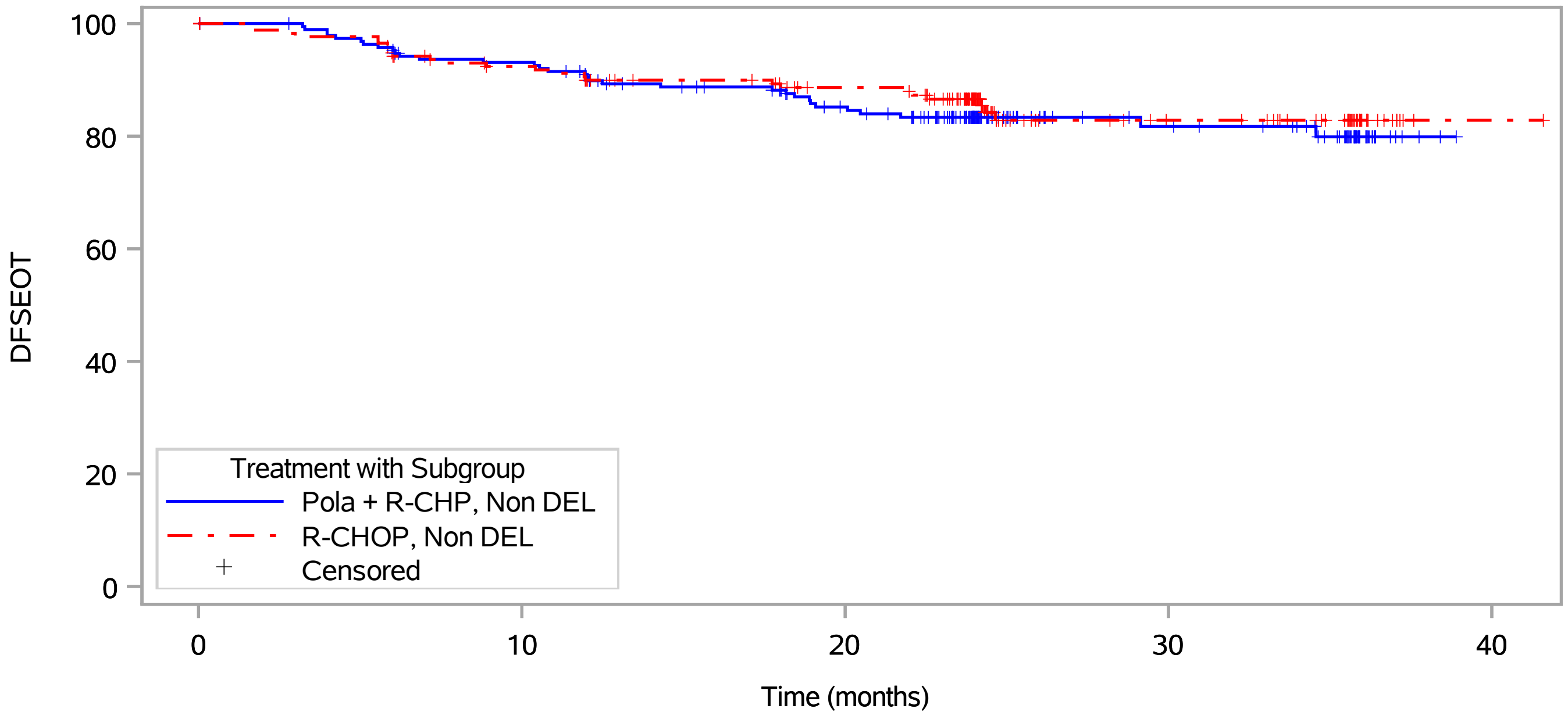

Patients at risk														
Pola + R-CHP, Non DEL	195	190	181	173	166	157	152	137	93	54	51	48	18	NE
R-CHOP, Non DEL	179	169	162	151	145	140	136	131	90	48	44	43	14	1
Patients censored														
Pola + R-CHP, Non DEL	0	5	6	9	12	17	21	29	72	111	113	116	145	NE
R-CHOP, Non DEL	0	6	8	15	17	22	25	29	67	106	110	111	140	153

Pola = Polatuzumab Vedotin.
Clinical cut-off: 15JUN2022

Program: ..al_studies/RO5541077/CDPT7884/GO39942/data_analysis/ACE_BASE/prod/program/g_km.sas
Output: ..alysis/ACE_FINAL_OS/prod/output/g_km_sg1_DFSEOT_CREOT_IT_POOLED_15JUN2022_39942.pdf
11OCT2023 8:16

POPULATION: Global and China Extension Population, Intent-To-Treat Population, Patients with CR at EoT (Composite-INV assessments)
ENDPOINT: Disease-Free Survival (DFS from CR(Composite-INV) at EOT)
STUDY: GO39942

Double Expressor Lymphoma by IHC (Central Review)

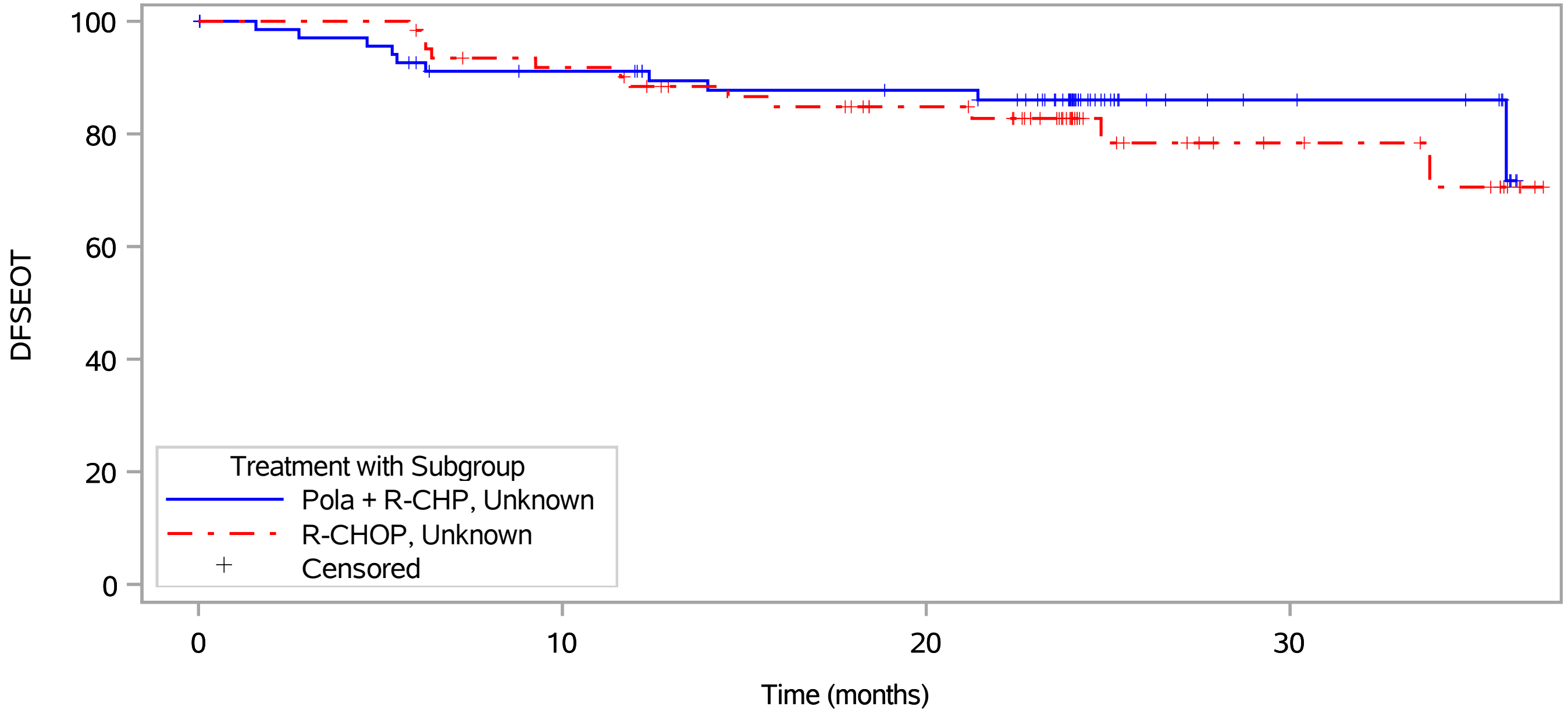

Patients at risk													
Pola + R-CHP, Unknown	72	66	61	58	57	52	52	51	34	13	11	10	5
R-CHOP, Unknown	62	62	60	56	52	48	45	42	26	16	12	11	4
Patients censored													
Pola + R-CHP, Unknown	0	4	6	8	9	12	12	13	29	50	52	53	57
R-CHOP, Unknown	0	0	1	2	3	6	8	11	26	35	39	40	46

Pola = Polatuzumab Vedotin.
Clinical cut-off: 15JUN2022

Program: ..al_studies/RO5541077/CDPT7884/GO39942/data_analysis/ACE_BASE/prod/program/g_km.sas
Output: ..alysis/ACE_FINAL_OS/prod/output/g_km_sg1_DFSEOT_CREOT_IT_POOLED_15JUN2022_39942.pdf
11OCT2023 8:16

POPULATION: Global and China Extension Population, Intent-To-Treat Population, Complete Response Population (with CR, Composite-INV)
ENDPOINT: DFS (from first CR(Composite-INV)) Rate
MODEL: Stratified Analysis by IPI score, Bulky disease, Geographical region
STUDY: GO39942
Dichotomous Analysis (Efficacy)

		Polatuzumab Vedotin + R-CHP (N=437)				R-CHOP (N=417)				Polatuzumab Vedotin + R-CHP vs. R-CHOP																R-CHOP vs. Polatuzumab Vedotin + R-CHP				
		Patients		Patients with Event		Patients		Patients with Event		Odds Ratio					Absolute Risk Difference					Relative Risk						Relative Risk				
Name	Level	n	%	n	%	n	%	n	%	Odds Ratio		Convergence Reason	95% Lower CL	95% Upper CL	Absolute Risk		Convergence Reason	95% Lower CL	95% Upper CL	Relative Risk		Convergence Reason	95% Lower CL	95% Upper CL	p-value (Cochran-Mantel-Haenszel)	Relative Risk		Convergence Reason	95% Lower CL	95% Upper CL
All	n/a	437	100.0	84	19.2	417	100.0	103	24.7	0.72		Convergence criterion (GCONV=1E-8) satisfied.	0.52	1.00	-0.054		Algorithm converged.	-0.108	0.000	0.76		Algorithm converged.	0.59	0.98	0.0466	1.31		Algorithm converged.	1.02	1.69

* indicates convergence problem. Result is uninterpretable.
OR is computed by stratified analysis, RR and ARD by adjusted analysis
Clinical cut-off: 15JUN2022

Program: root/clinical_studies/RO5541077/CDPT7884/GO39942/data_analysis/ACE_BASE/prod/program/t_eff_resp.sas
Output: root/clinical_studies/RO5541077/CDPT7884/GO39942/data_analysis/ACE_FINAL_OS/prod/output/t_eff_resp_str_DFSFCRR_CR_IT_POOLED_15JUN2022_39942.xls
09FEB2023 19:21

POPULATION: Global and China Extension Population, Intent-To-Treat Population, Complete Response Population (with CR, Composite-INV)
ENDPOINT: DFS (from first CR(Composite-INV))-Death Rate
MODEL: Stratified Analysis by IPI score, Bulky disease, Geographical region
STUDY: GO39942
Dichotomous Analysis (Efficacy)

		Polatuzumab Vedotin + R-CHP (N=437)				R-CHOP (N=417)				Polatuzumab Vedotin + R-CHP vs. R-CHOP																R-CHOP vs. Polatuzumab Vedotin + R-CHP				
		Patients		Patients with Event		Patients		Patients with Event		Odds Ratio					Absolute Risk Difference					Relative Risk						Relative Risk				
Name	Level	n	%	n	%	n	%	n	%	Odds Ratio		Convergence Reason	95% Lower CL	95% Upper CL	Absolute Risk		Convergence Reason	95% Lower CL	95% Upper CL	Relative Risk		Convergence Reason	95% Lower CL	95% Upper CL	p-value (Cochran-Mantel-Haenszel)	Relative Risk		Convergence Reason	95% Lower CL	95% Upper CL
All	n/a	437	100.0	13	3.0	417	####	18	4.3	0.66		Convergence criterion (GCONV=1E-8) satisfied.	0.32	1.37		*	WARNING: The relative Hessian convergence criterion of 0.0340064412 is greater than the limit of 0.0001. The convergence is questionable.			0.70		Algorithm converged.	0.35	1.40	0.2600	1.43		Algorithm converged.	0.72	2.87

* indicates convergence problem. Result is uninterpretable.
OR is computed by stratified analysis, RR and ARD by adjusted analysis
Clinical cut-off: 15JUN2022

Program: root/clinical_studies/RO5541077/CDPT7884/GO39942/data_analysis/ACE_BASE/prod/program/t_eff_resp.sas
Output: root/clinical_studies/RO5541077/CDPT7884/GO39942/data_analysis/ACE_FINAL_OS/prod/output/t_eff_resp_str_DFSFCRDR_CR_IT_POOLED_15JUN2022_39942.xls
09FEB2023 18:30

POPULATION: Global and China Extension Population, Intent-To-Treat Population, Complete Response Population (with CR, Composite-INV)
ENDPOINT: DFS (from first CR(Composite-INV))-Recurrence Rate
MODEL: Stratified Analysis by IPI score, Bulky disease, Geographical region
STUDY: GO39942
Dichotomous Analysis (Efficacy)

		Polatuzumab Vedotin + R-CHP (N=437)				R-CHOP (N=417)				Polatuzumab Vedotin + R-CHP vs. R-CHOP																R-CHOP vs. Polatuzumab Vedotin + R-CHP				
		Patients		Patients with Event		Patients		Patients with Event		Odds Ratio					Absolute Risk Difference					Relative Risk						Relative Risk				
Name	Level	n	%	n	%	n	%	n	%	Odds Ratio		Convergence Reason	95% Lower CL	95% Upper CL	Absolute Risk		Convergence Reason	95% Lower CL	95% Upper CL	Relative Risk		Convergence Reason	95% Lower CL	95% Upper CL	p-value (Cochran-Mantel-Haenszel)	Relative Risk		Convergence Reason	95% Lower CL	95% Upper CL
All	n/a	437	100.0	71	16.2	417	100.0	85	20.4	0.75		Convergence criterion (GCONV=1E-8) satisfied.	0.53	1.07	-0.042		Algorithm converged.	-0.093	0.009	0.78		Algorithm converged.	0.59	1.04	0.1143	1.28		Algorithm converged.	0.97	1.70

* indicates convergence problem. Result is uninterpretable.
OR is computed by stratified analysis, RR and ARD by adjusted analysis
Clinical cut-off: 15JUN2022

Program: root/clinical_studies/RO5541077/CDPT7884/GO39942/data_analysis/ACE_BASE/prod/program/t_eff_resp.sas
Output: root/clinical_studies/RO5541077/CDPT7884/GO39942/data_analysis/ACE_FINAL_OS/prod/output/t_eff_resp_str_DFSFCRRR_CR_IT_POOLED_15JUN2022_39942.xls
09FEB2023 19:25

POPULATION: Global and China Extension Population, Intent-To-Treat Population, Complete Response Population (with CR, Composite-INV)
ENDPOINT: DFS (from first CR(Composite-INV)) Rate
MODEL: Unstratified Analysis
STUDY: GO39942
Dichotomous Analysis by Subgroups (Efficacy)

		Polatuzumab Vedotin + R-CHP (N=437)				R-CHOP (N=417)				Polatuzumab Vedotin + R-CHP vs. R-CHOP																	R-CHOP vs. Polatuzumab Vedotin + R-CHP				
		Patients		Patients with Event		Patients		Patients with Event		Odds Ratio					Absolute Risk Difference					Relative Risk							Relative Risk				
Name	Level	n	%	n	%	n	%	n	%	Odds Ratio		Convergence Reason	95% Lower CL	95% Upper CL	Absolute Risk		Convergence Reason	95% Lower CL	95% Upper CL	Relative Risk		Convergence Reason	95% Lower CL	95% Upper CL	p-value (Cochran-Mantel-Haenszel)	Interaction Test p-value (likelihood ratio)	Relative Risk		Convergence Reason	95% Lower CL	95% Upper CL
All	n/a	437	100.0	84	19.2	417	100.0	103	24.7	0.73		Convergence criterion (GCONV=1E-8) satisfied.	0.52	1.00	-0.055		Algorithm converged.	-0.110	0.001	0.78		Algorithm converged.	0.60	1.00	0.0531		1.29		Algorithm converged.	1.00	1.66
Sex	Male	231	52.9	44	19.0	216	51.8	63	29.2	0.57		Convergence criterion (GCONV=1E-8) satisfied.	0.37	0.89	-0.101		Algorithm converged.	-0.180	-0.022	0.65		Algorithm converged.	0.47	0.92	0.0123	0.1279	1.53		Algorithm converged.	1.09	2.15
	Female	206	47.1	40	19.4	201	48.2	40	19.9	0.97		Convergence criterion (GCONV=1E-8) satisfied.	0.59	1.58	-0.005		Algorithm converged.	-0.082	0.072	0.98		Algorithm converged.	0.66	1.45	0.9025		1.02		Algorithm converged.	0.69	1.52
Age	<= 60	140	32.0	20	14.3	126	30.2	22	17.5	0.79		Convergence criterion (GCONV=1E-8) satisfied.	0.41	1.52	-0.032		Algorithm converged.	-0.120	0.056	0.82		Algorithm converged.	0.47	1.43	0.4792	0.8623	1.22		Algorithm converged.	0.70	2.13
	> 60	297	68.0	64	21.5	291	69.8	81	27.8	0.71		Convergence criterion (GCONV=1E-8) satisfied.	0.49	1.04	-0.063		Algorithm converged.	-0.132	0.007	0.77		Algorithm converged.	0.58	1.03	0.0773		1.29		Algorithm converged.	0.97	1.72
Geographic region	Western Europe/United States/Canada/Australia	259	59.3	42	16.2	252	60.4	57	22.6	0.66		Convergence criterion (GCONV=1E-8) satisfied.	0.43	1.03	-0.064		Algorithm converged.	-0.132	0.004	0.72		Algorithm converged.	0.50	1.03	0.0674	0.3170	1.39		Algorithm converged.	0.97	2.00
	Asia	128	29.3	26	20.3	116	27.8	33	28.4	0.64		Convergence criterion (GCONV=1E-8) satisfied.	0.36	1.16	-0.081		Algorithm converged.	-0.189	0.026	0.71		Algorithm converged.	0.46	1.12	0.1391		1.40		Algorithm converged.	0.89	2.19
	Rest of World	50	11.4	16	32.0	49	11.8	13	26.5	1.30		Convergence criterion (GCONV=1E-8) satisfied.	0.55	3.11	0.055		Algorithm converged.	-0.124	0.234	1.21		Algorithm converged.	0.65	2.23	0.5520		0.83		Algorithm converged.	0.45	1.54
Race/ethnicity	White	197	45.1	37	18.8	195	46.8	42	21.5	0.84		Convergence criterion (GCONV=1E-8) satisfied.	0.51	1.38	-0.028		Algorithm converged.	-0.107	0.052	0.87		Algorithm converged.	0.59	1.29	0.4969	0.3287	1.15		Algorithm converged.	0.77	1.70
	Black or African American	8	1.8	0	0.0	5	1.2	1	20.0		*	Quasi-complete separation of data points detected.				*	ERROR: Error in computing the link function, its derivatives, or the variance function.			0.00		Algorithm converged.	0.00	NE	0.2059		>999.99		Algorithm converged.	0.00	NE
	Asian	132	30.2	27	20.5	121	29.0	34	28.1	0.66		Convergence criterion (GCONV=1E-8) satisfied.	0.37	1.17	-0.076		Algorithm converged.	-0.182	0.029	0.73		Algorithm converged.	0.47	1.13	0.1564		1.37		Algorithm converged.	0.88	2.13
	Other	6	1.4	2	33.3	8	1.9	1	12.5	3.50		Convergence criterion (GCONV=1E-8) satisfied.	0.24	51.90	0.208		Algorithm converged.	-0.233	0.650	2.67		Algorithm converged.	0.31	23.00	0.3650		0.38		Algorithm converged.	0.04	3.23
	Unknown	94	21.5	18	19.1	88	21.1	25	28.4	0.60		Convergence criterion (GCONV=1E-8) satisfied.	0.30	1.19	-0.093		Algorithm converged.	-0.216	0.031	0.67		Algorithm converged.	0.40	1.15	0.1428		1.48		Algorithm converged.	0.87	2.52
ECOG performance status	0-1	369	84.4	71	19.2	354	84.9	93	26.3	0.67		Convergence criterion (GCONV=1E-8) satisfied.	0.47	0.95	-0.070		Algorithm converged.	-0.131	-0.009	0.73		Algorithm converged.	0.56	0.96	0.0241	0.2494	1.37		Algorithm converged.	1.04	1.79
	2	68	15.6	13	19.1	61	14.6	10	16.4	1.21		Convergence criterion (GCONV=1E-8) satisfied.	0.49	2.99	0.027		Algorithm converged.	-0.105	0.159	1.17		Algorithm converged.	0.55	2.46	0.6877		0.86		Algorithm converged.	0.41	1.81
	Missing	0	0.0	0	0.0	2	0.5	0	0.0	NE			NE	NE	NE		NE	NE	NE	NE		NE	NE	NE	NE		NE		NE	NE	NE
Cell of origin (determined by gene expression)	ABC	124	28.4	22	17.7	126	30.2	51	40.5	0.32		Convergence criterion (GCONV=1E-8) satisfied.	0.18	0.57	-0.227		Algorithm converged.	-0.336	-0.118	0.44		Algorithm converged.	0.28	0.68	<.0001	0.0008	2.28		Algorithm converged.	1.48	3.52
	GCB	167	38.2	33	19.8	151	36.2	24	15.9	1.30		Convergence criterion (GCONV=1E-8) satisfied.	0.73	2.33	0.039		Algorithm converged.	-0.045	0.123	1.24		Algorithm converged.	0.77	2.00	0.3701		0.80		Algorithm converged.	0.50	1.30
	Unclassified	44	10.1	9	20.5	52	12.5	6	11.5	1.97		Convergence criterion (GCONV=1E-8) satisfied.	0.64	6.06	0.089		Algorithm converged.	-0.058	0.237	1.77		Algorithm converged.	0.68	4.59	0.2330		0.56		Algorithm converged.	0.22	1.46
	Unknown	102	23.3	20	19.6	88	21.1	22	25.0	0.73		Convergence criterion (GCONV=1E-8) satisfied.	0.37	1.45	-0.054		Algorithm converged.	-0.173	0.065	0.78		Algorithm converged.	0.46	1.34	0.3730		1.27		Algorithm converged.	0.75	2.18
IPI score at Screening	1-2	164	37.5	24	14.6	168	40.3	29	17.3	0.82		Convergence criterion (GCONV=1E-8) satisfied.	0.46	1.48	-0.026		Algorithm converged.	-0.105	0.052	0.85		Algorithm converged.	0.52	1.39	0.5140	0.2483	1.18		Algorithm converged.	0.72	1.94
	3	181	41.4	33	18.2	154	36.9	46	29.9	0.52		Convergence criterion (GCONV=1E-8) satisfied.	0.31	0.87	-0.116		Algorithm converged.	-0.208	-0.025	0.61		Algorithm converged.	0.41	0.90	0.0125		1.64		Algorithm converged.	1.11	2.42
	4-5	92	21.1	27	29.3	95	22.8	28	29.5	0.99		Convergence criterion (GCONV=1E-8) satisfied.	0.53	1.86	-0.001		Algorithm converged.	-0.132	0.129	1.00		Algorithm converged.	0.64	1.55	0.9850		1.00		Algorithm converged.	0.64	1.57
Baseline Bulky Disease	Present	173	39.6	37	21.4	164	39.3	33	20.1	1.08		Convergence criterion (GCONV=1E-8) satisfied.	0.64	1.83	0.013		Algorithm converged.	-0.074	0.099	1.06		Algorithm converged.	0.70	1.61	0.7751	0.0628	0.94		Algorithm converged.	0.62	1.43
	Absent	264	60.4	47	17.8	253	60.7	70	27.7	0.57		Convergence criterion (GCONV=1E-8) satisfied.	0.37	0.86	-0.099		Algorithm converged.	-0.171	-0.027	0.64		Algorithm converged.	0.46	0.89	0.0074		1.55		Algorithm converged.	1.12	2.16
Double Expressor Lymphoma by IHC (Central Review)	DEL	127	29.1	22	17.3	137	32.9	45	32.8	0.43		Convergence criterion (GCONV=1E-8) satisfied.	0.24	0.77	-0.155		Algorithm converged.	-0.258	-0.053	0.53		Algorithm converged.	0.34	0.83	0.0038	0.0191	1.90		Algorithm converged.	1.21	2.97
	Non DEL	227	51.9	44	19.4	203	48.7	37	18.2	1.08		Convergence criterion (GCONV=1E-8) satisfied.	0.66	1.75	0.012		Algorithm converged.	-0.062	0.085	1.06		Algorithm converged.	0.72	1.58	0.7597		0.94		Algorithm converged.	0.63	1.39
	Unknown	83	19.0	18	21.7	77	18.5	21	27.3	0.74		Convergence criterion (GCONV=1E-8) satisfied.	0.36	1.52	-0.056		Algorithm converged.	-0.189	0.077	0.80		Algorithm converged.	0.46	1.38	0.4124		1.26		Algorithm converged.	0.73	2.18
Double/Triple-Hit Lymphoma (Central Review)	DH/TH-	301	68.9	58	19.3	298	71.5	78	26.2	0.67		Convergence criterion (GCONV=1E-8) satisfied.	0.46	0.99	-0.069		Algorithm converged.	-0.136	-0.002	0.74		Algorithm converged.	0.55	0.99	0.0439	0.1026	1.36		Algorithm converged.	1.01	1.83
	DH/TH+	21	4.8	4	19.0	18	4.3	1	5.6	4.00		Convergence criterion (GCONV=1E-8) satisfied.	0.40	39.56	0.135		Algorithm converged.	-0.064	0.333	3.43		Algorithm converged.	0.42	27.97	0.2149		0.29		Algorithm converged.	0.04	2.38
	Unknown	115	26.3	22	19.1	101	24.2	24	23.8	0.76		Convergence criterion (GCONV=1E-8) satisfied.	0.40	1.46	-0.046		Algorithm converged.	-0.156	0.063	0.81		Algorithm converged.	0.48	1.34	0.4078		1.24		Algorithm converged.	0.74	2.07

Test for interaction based on RR (Log-binomial regression)
* indicates convergence problem. Result is uninterpretable.
Clinical cut-off: 15JUN2022

Program: root/clinical_studies/RO5541077/CDPT7884/GO39942/data_analysis/ACE_BASE/prod/program/t_eff_resp.sas
Output: root/clinical_studies/RO5541077/CDPT7884/GO39942/data_analysis/ACE_FINAL_OS/prod/output/t_eff_resp_sg1_DFSFCRR_CR_IT_POOLED_15JUN2022_39942.xls
09FEB2023 19:23

POPULATION: Global and China Extension Population, Intent-To-Treat Population, Patients with CR at EoT (Composite-INV assessments)
ENDPOINT: Disease-Free Survival (DFS from CR(Composite-INV) at EOT)
MODEL: Stratified Analysis by IPI score, Bulky disease, Geographical region
STUDY: GO39942
Dichotomous Analysis (Efficacy)

		Polatuzumab Vedotin + R-CHP (N=381)				R-CHOP (N=364)				Polatuzumab Vedotin + R-CHP vs. R-CHOP																R-CHOP vs. Polatuzumab Vedotin + R-CHP				
		Patients		Patients with Event		Patients		Patients with Event		Odds Ratio					Absolute Risk Difference					Relative Risk						Relative Risk				
Name	Level	n	%	n	%	n	%	n	%	Odds Ratio		Convergence Reason	95% Lower CL	95% Upper CL	Absolute Risk		Convergence Reason	95% Lower CL	95% Upper CL	Relative Risk		Convergence Reason	95% Lower CL	95% Upper CL	p-value (Cochran-Mantel-Haenszel)	Relative Risk		Convergence Reason	95% Lower CL	95% Upper CL
All	n/a	381	100,0	57	15,0	364	100,0	75	20,6	0,67		Convergence criterion (GCONV=1E-8) satisfied.	0,46	0,98	-0,056		Algorithm converged.	-0,110	-0,002	0,72		Algorithm converged.	0,53	0,98	0,0408	1,39		Algorithm converged.	1,02	1,90

* indicates convergence problem. Result is uninterpretable.
OR is computed by stratified analysis, RR and ARD by adjusted analysis
Clinical cut-off: 15JUN2022

Program: root/clinical_studies/RO5541077/CDPT7884/GO39942/data_analysis/ACE_BASE/prod/program/t_eff_resp.sas
Output: root/clinical_studies/RO5541077/CDPT7884/GO39942/data_analysis/ACE_FINAL_OS/prod/output/t_eff_resp_str_DFSEOT_CREOT_IT_POOLED_15JUN2022_39942.xls
11OCT2023 8:19

POPULATION: Global and China Extension Population, Intent-To-Treat Population, Patients with CR at EoT (Composite-INV assessments)
ENDPOINT: Death Rate (DFS from CR at EoT (Composite-INV))
MODEL: Stratified Analysis by IPI score, Bulky disease, Geographical region
STUDY: GO39942
Dichotomous Analysis (Efficacy)

		Polatuzumab Vedotin + R-CHP (N=381)				R-CHOP (N=364)				Polatuzumab Vedotin + R-CHP vs. R-CHOP																R-CHOP vs. Polatuzumab Vedotin + R-CHP				
		Patients		Patients with Event		Patients		Patients with Event		Odds Ratio					Absolute Risk Difference					Relative Risk						Relative Risk				
Name	Level	n	%	n	%	n	%	n	%	Odds Ratio		Convergence Reason	95% Lower CL	95% Upper CL	Absolute Risk		Convergence Reason	95% Lower CL	95% Upper CL	Relative Risk		Convergence Reason	95% Lower CL	95% Upper CL	p-value (Cochran-Mantel-Haenszel)	Relative Risk		Convergence Reason	95% Lower CL	95% Upper CL
All	n/a	381	100,0	7	1,8	364	100,0	12	3,3	0,55		Convergence criterion (GCONV=1E-8) satisfied.	0,21	1,43		*	WARNING: The relative Hessian convergence criterion of 1.0353928389 is greater than the limit of 0.0001. The convergence is questionable.				*	ERROR: The mean parameter is either invalid or at a limit of its range for some observations.					*	ERROR: The mean parameter is either invalid or at a limit of its range for some observations.		

* indicates convergence problem. Result is uninterpretable.
OR is computed by stratified analysis, RR and ARD by adjusted analysis
Clinical cut-off: 15JUN2022

Program: root/clinical_studies/RO5541077/CDPT7884/GO39942/data_analysis/ACE_BASE/prod/program/t_eff_resp.sas
Output: root/clinical_studies/RO5541077/CDPT7884/GO39942/data_analysis/ACE_FINAL_OS/prod/output/t_eff_resp_str_DFSCRETD_CREOT_IT_POOLED_15JUN2022_39942.xls
02NOV2023 11:25

POPULATION: Global and China Extension Population, Intent-To-Treat Population, Patients with CR at EoT (Composite-INV assessments)
ENDPOINT: Recurrence Rate (DFS from CR at EoT (Composite-INV))
MODEL: Stratified Analysis by IPI score, Bulky disease, Geographical region
STUDY: GO39942
Dichotomous Analysis (Efficacy)

		Polatuzumab Vedotin + R-CHP (N=381)				R-CHOP (N=364)				Polatuzumab Vedotin + R-CHP vs. R-CHOP																R-CHOP vs. Polatuzumab Vedotin + R-CHP				
		Patients		Patients with Event		Patients		Patients with Event		Odds Ratio					Absolute Risk Difference					Relative Risk						Relative Risk				
Name	Level	n	%	n	%	n	%	n	%	Odds Ratio		Convergence Reason	95% Lower CL	95% Upper CL	Absolute Risk		Convergence Reason	95% Lower CL	95% Upper CL	Relative Risk		Convergence Reason	95% Lower CL	95% Upper CL	p-value (Cochran-Mantel-Haenszel)	Relative Risk		Convergence Reason	95% Lower CL	95% Upper CL
All	n/a	381	100,0	50	13,1	364	100,0	63	17,3	0,72		Convergence criterion (GCONV=1E-8) satisfied.	0,48	1,07	-0,047		Algorithm converged.	-0,099	0,005	0,75		Algorithm converged.	0,53	1,05	0,1037	1,33		Algorithm converged.	0,95	1,87

* indicates convergence problem. Result is uninterpretable.
OR is computed by stratified analysis, RR and ARD by adjusted analysis
Clinical cut-off: 15JUN2022

Program: root/clinical_studies/RO5541077/CDPT7884/GO39942/data_analysis/ACE_BASE/prod/program/t_eff_resp.sas
Output: root/clinical_studies/RO5541077/CDPT7884/GO39942/data_analysis/ACE_FINAL_OS/prod/output/t_eff_resp_str_DFSCRETR_CREOT_IT_POOLED_15JUN2022_39942.xls
02NOV2023 11:23

POPULATION: Global and China Extension Population, Intent-To-Treat Population, Patients with CR at EoT (Composite-INV assessments)
ENDPOINT: Disease-Free Survival (DFS from CR(Composite-INV) at EOT)
MODEL: Unstratified Analysis
STUDY: GO39942
Dichotomous Analysis by Subgroups (Efficacy)

		Polatuzumab Vedotin + R-CHP (N=381)				R-CHOP (N=364)				Polatuzumab Vedotin + R-CHP vs. R-CHOP																	R-CHOP vs. Polatuzumab Vedotin + R-CHP				
		Patients		Patients with Event		Patients		Patients with Event		Odds Ratio					Absolute Risk Difference					Relative Risk							Relative Risk				
Name	Level	n	%	n	%	n	%	n	%	Odds Ratio		Convergence Reason	95% Lower CL	95% Upper CL	Absolute Risk		Convergence Reason	95% Lower CL	95% Upper CL	Relative Risk		Convergence Reason	95% Lower CL	95% Upper CL	p-value (Cochran-Mantel-Haenszel)	Interaction Test p-value (likelihood ratio)	Relative Risk		Convergence Reason	95% Lower CL	95% Upper CL
All	n/a	381	100,0	57	15,0	364	100,0	75	20,6	0,68		Convergence criterion (GCONV=1E-8) satisfied.	0,46	0,99	-0,056		Algorithm converged.	-0,111	-0,002	0,73		Algorithm converged.	0,53	0,99	0,0439		1,38		Algorithm converged.	1,01	1,88
Sex	Male	203	53,3	30	14,8	180	49,5	42	23,3	0,57		Convergence criterion (GCONV=1E-8) satisfied.	0,34	0,96	-0,086		Algorithm converged.	-0,164	-0,007	0,63		Algorithm converged.	0,41	0,97	0,0327	0,3676	1,58		Algorithm converged.	1,03	2,41
	Female	178	46,7	27	15,2	184	50,5	33	17,9	0,82		Convergence criterion (GCONV=1E-8) satisfied.	0,47	1,43	-0,028		Algorithm converged.	-0,104	0,049	0,85		Algorithm converged.	0,53	1,35	0,4798		1,18		Algorithm converged.	0,74	1,88
Age	<= 60	120	31,5	14	11,7	107	29,4	16	15,0	0,75		Convergence criterion (GCONV=1E-8) satisfied.	0,35	1,62	-0,033		Algorithm converged.	-0,122	0,056	0,78		Algorithm converged.	0,40	1,52	0,4665	0,8285	1,28		Algorithm converged.	0,66	2,50
	> 60	261	68,5	43	16,5	257	70,6	59	23,0	0,66		Convergence criterion (GCONV=1E-8) satisfied.	0,43	1,03	-0,065		Algorithm converged.	-0,133	0,004	0,72		Algorithm converged.	0,50	1,02	0,0639		1,39		Algorithm converged.	0,98	1,98
Geographic region	Western Europe/United States/Canada/Australia	229	60,1	27	11,8	221	60,7	41	18,6	0,59		Convergence criterion (GCONV=1E-8) satisfied.	0,35	0,99	-0,068		Algorithm converged.	-0,134	-0,002	0,64		Algorithm converged.	0,41	1,00	0,0455	0,4721	1,57		Algorithm converged.	1,00	2,47
	Asia	114	29,9	20	17,5	101	27,7	24	23,8	0,68		Convergence criterion (GCONV=1E-8) satisfied.	0,35	1,33	-0,062		Algorithm converged.	-0,171	0,046	0,74		Algorithm converged.	0,43	1,25	0,2604		1,35		Algorithm converged.	0,80	2,30
	Rest of World	38	10,0	10	26,3	42	11,5	10	23,8	1,14		Convergence criterion (GCONV=1E-8) satisfied.	0,42	3,15	0,025		Algorithm converged.	-0,165	0,215	1,11		Algorithm converged.	0,52	2,36	0,7973		0,90		Algorithm converged.	0,42	1,93
Race/ethnicity	White	167	43,8	23	13,8	168	46,2	28	16,7	0,80		Convergence criterion (GCONV=1E-8) satisfied.	0,44	1,45	-0,029		Algorithm converged.	-0,106	0,048	0,83		Algorithm converged.	0,50	1,37	0,4616	0,3923	1,21		Algorithm converged.	0,73	2,01
	Black or African American	8	2,1	0	0,0	4	1,1	1	25,0		*	Quasi-complete separation of data points detected.				*	ERROR: Error in computing the link function, its derivatives, or the variance function.			0,00		Algorithm converged.	0,00	NE	0,1573		>999.99		Algorithm converged.	0,00	NE
	Asian	118	31,0	21	17,8	105	28,8	25	23,8	0,69		Convergence criterion (GCONV=1E-8) satisfied.	0,36	1,33	-0,060		Algorithm converged.	-0,167	0,047	0,75		Algorithm converged.	0,45	1,25	0,2691		1,34		Algorithm converged.	0,80	2,24
	Other	3	0,8	1	33,3	8	2,2	1	12,5	3,50		Convergence criterion (GCONV=1E-8) satisfied.	0,14	84,69	0,208		Algorithm converged.	-0,372	0,789	2,67		Algorithm converged.	0,23	30,40	0,4468		0,38		Algorithm converged.	0,03	4,27
	Unknown	85	22,3	12	14,1	79	21,7	20	25,3	0,48		Convergence criterion (GCONV=1E-8) satisfied.	0,22	1,07	-0,112		Algorithm converged.	-0,233	0,009	0,56		Algorithm converged.	0,29	1,06	0,0714		1,79		Algorithm converged.	0,94	3,42
ECOG performance status	0-1	322	84,5	50	15,5	307	84,3	67	21,8	0,66		Convergence criterion (GCONV=1E-8) satisfied.	0,44	0,99	-0,063		Algorithm converged.	-0,124	-0,002	0,71		Algorithm converged.	0,51	0,99	0,0427	0,7896	1,41		Algorithm converged.	1,01	1,96
	2	59	15,5	7	11,9	55	15,1	8	14,5	0,79		Convergence criterion (GCONV=1E-8) satisfied.	0,27	2,35	-0,027		Algorithm converged.	-0,151	0,098	0,82		Algorithm converged.	0,32	2,10	0,6735		1,23		Algorithm converged.	0,48	3,16
	Missing	0	0,0	0	0,0	2	0,5	0	0,0	NE			NE	NE	NE		NE	NE	NE	NE		NE	NE	NE	NE		NE		NE	NE	NE
Cell of origin (determined by gene expression)	ABC	115	30,2	16	13,9	112	30,8	42	37,5	0,27		Convergence criterion (GCONV=1E-8) satisfied.	0,14	0,52	-0,236		Algorithm converged.	-0,346	-0,126	0,37		Algorithm converged.	0,22	0,62	<.0001	0,0003	2,70		Algorithm converged.	1,61	4,50
	GCB	136	35,7	21	15,4	134	36,8	15	11,2	1,45		Convergence criterion (GCONV=1E-8) satisfied.	0,71	2,95	0,042		Algorithm converged.	-0,038	0,123	1,38		Algorithm converged.	0,74	2,56	0,3056		0,72		Algorithm converged.	0,39	1,35
	Unclassified	41	10,8	8	19,5	46	12,6	4	8,7	2,55		Convergence criterion (GCONV=1E-8) satisfied.	0,70	9,19	0,108		Algorithm converged.	-0,038	0,254	2,24		Algorithm converged.	0,73	6,90	0,1465		0,45		Algorithm converged.	0,14	1,37
	Unknown	89	23,4	12	13,5	72	19,8	14	19,4	0,65		Convergence criterion (GCONV=1E-8) satisfied.	0,28	1,50	-0,060		Algorithm converged.	-0,175	0,056	0,69		Algorithm converged.	0,34	1,40	0,3083		1,44		Algorithm converged.	0,71	2,92
IPI score at Screening	1-2	148	38,8	17	11,5	147	40,4	20	13,6	0,82		Convergence criterion (GCONV=1E-8) satisfied.	0,41	1,64	-0,021		Algorithm converged.	-0,097	0,054	0,84		Algorithm converged.	0,46	1,55	0,5834	0,4710	1,18		Algorithm converged.	0,65	2,17
	3	156	40,9	23	14,7	130	35,7	33	25,4	0,51		Convergence criterion (GCONV=1E-8) satisfied.	0,28	0,92	-0,106		Algorithm converged.	-0,200	-0,013	0,58		Algorithm converged.	0,36	0,94	0,0242		1,72		Algorithm converged.	1,07	2,78
	4-5	77	20,2	17	22,1	87	23,9	22	25,3	0,84		Convergence criterion (GCONV=1E-8) satisfied.	0,41	1,73	-0,032		Algorithm converged.	-0,162	0,098	0,87		Algorithm converged.	0,50	1,52	0,6310		1,15		Algorithm converged.	0,66	1,99
Baseline Bulky Disease	Present	144	37,8	26	18,1	134	36,8	21	15,7	1,19		Convergence criterion (GCONV=1E-8) satisfied.	0,63	2,23	0,024		Algorithm converged.	-0,064	0,112	1,15		Algorithm converged.	0,68	1,95	0,5968	0,0300	0,87		Algorithm converged.	0,51	1,47
	Absent	237	62,2	31	13,1	230	63,2	54	23,5	0,49		Convergence criterion (GCONV=1E-8) satisfied.	0,30	0,80	-0,104		Algorithm converged.	-0,174	-0,034	0,56		Algorithm converged.	0,37	0,83	0,0036		1,79		Algorithm converged.	1,20	2,68
Double Expressor Lymphoma by IHC (Central Review)	DEL	114	29,9	15	13,2	123	33,8	38	30,9	0,34		Convergence criterion (GCONV=1E-8) satisfied.	0,17	0,66	-0,177		Algorithm converged.	-0,280	-0,075	0,43		Algorithm converged.	0,25	0,73	0,0011	0,0047	2,35		Algorithm converged.	1,37	4,03
	Non DEL	195	51,2	32	16,4	179	49,2	25	14,0	1,21		Convergence criterion (GCONV=1E-8) satisfied.	0,69	2,13	0,024		Algorithm converged.	-0,048	0,097	1,17		Algorithm converged.	0,73	1,90	0,5118		0,85		Algorithm converged.	0,53	1,38
	Unknown	72	18,9	10	13,9	62	17,0	12	19,4	0,67		Convergence criterion (GCONV=1E-8) satisfied.	0,27	1,68	-0,055		Algorithm converged.	-0,181	0,072	0,72		Algorithm converged.	0,33	1,55	0,3962		1,39		Algorithm converged.	0,65	3,00
Double/Triple-Hit Lymphoma (Central Review)	DH/TH-	261	68,5	41	15,7	263	72,3	59	22,4	0,64		Convergence criterion (GCONV=1E-8) satisfied.	0,41	1,00	-0,067		Algorithm converged.	-0,134	0,000	0,70		Algorithm converged.	0,49	1,00	0,0504	0,4158	1,43		Algorithm converged.	1,00	2,05
	DH/TH+	18	4,7	2	11,1	16	4,4	1	6,3	1,87		Convergence criterion (GCONV=1E-8) satisfied.	0,15	22,88	0,049		Algorithm converged.	-0,139	0,236	1,78		Algorithm converged.	0,18	17,80	0,6231		0,56		Algorithm converged.	0,06	5,63
	Unknown	102	26,8	14	13,7	85	23,4	15	17,6	0,74		Convergence criterion (GCONV=1E-8) satisfied.	0,34	1,64	-0,039		Algorithm converged.	-0,144	0,066	0,78		Algorithm converged.	0,40	1,52	0,4619		1,29		Algorithm converged.	0,66	2,51

Test for interaction based on RR (Log-binomial regression)
* indicates convergence problem. Result is uninterpretable.
Clinical cut-off: 15JUN2022

Program: root/clinical_studies/RO5541077/CDPT7884/GO39942/data_analysis/ACE_BASE/prod/program/t_eff_resp.sas
Output: root/clinical_studies/RO5541077/CDPT7884/GO39942/data_analysis/ACE_FINAL_OS/prod/output/t_eff_resp_sgl_DFSEOT_CREOT_IT_POOLED_15JUN2022_39942.xls
27OCT2023 17:32

POPULATION: Global and China Extension Population, Intent-To-Treat Population
ENDPOINT: Progression-Free Survival (PFS - INV)
MODEL: Stratified Analysis by IPI score, Bulky disease, Geographical region
STUDY: GO39942
Time to Event Analysis (Efficacy)

		Polatuzumab Vedotin + R-CHP (N=500)												R-CHOP (N=500)												Polatuzumab Vedotin + R-CHP vs. R-CHOP					
		Patients		Patients with Event		Censored		Time to event						Patients		Patients with Event		Censored		Time to event						log-rank	Hazard Ratio				
Name	Level	n	%	n	%	n	%	Q1 (months)	95% Lower CL for Q1	95% Upper CL for Q1	Median (months)	95% Lower CL for Median	95% Upper CL for Median	n	%	n	%	n	%	Q1 (months)	95% Lower CL for Q1	95% Upper CL for Q1	Median (months)	95% Lower CL for Median	95% Upper CL for Median	p-value	Hazard Ratio	95% Lower CL	95% Upper CL		Convergence Status
All	n/a	500	100.0	133	26.6	367	73.4	25.6	19.0	37.9	NE	NE	NE	500	100.0	163	32.6	337	67.4	15.7	12.3	18.9	NE	NE	NE	0.0176	0.76	0.60	0.95		Convergence criterion (GCONV=1E-8) satisfied.

* indicates convergence problem. Result is uninterpretable.
Clinical cut-off: 15JUN2022

Program: root/clinical_studies/RO5541077/CDPT7884/GO39942/data_analysis/ACE_BASE/prod/program/t_eff_tte.sas
Output: root/clinical_studies/RO5541077/CDPT7884/GO39942/data_analysis/ACE_FINAL_OS/prod/output/t_eff_tte_str_PFS_IT_POOLED_15JUN2022_39942.xls
09FEB2023 20:00

POPULATION: Global and China Extension Population, Intent-To-Treat Population
ENDPOINT: Progression-Free Survival (PFS - INV)
STUDY: GO39942

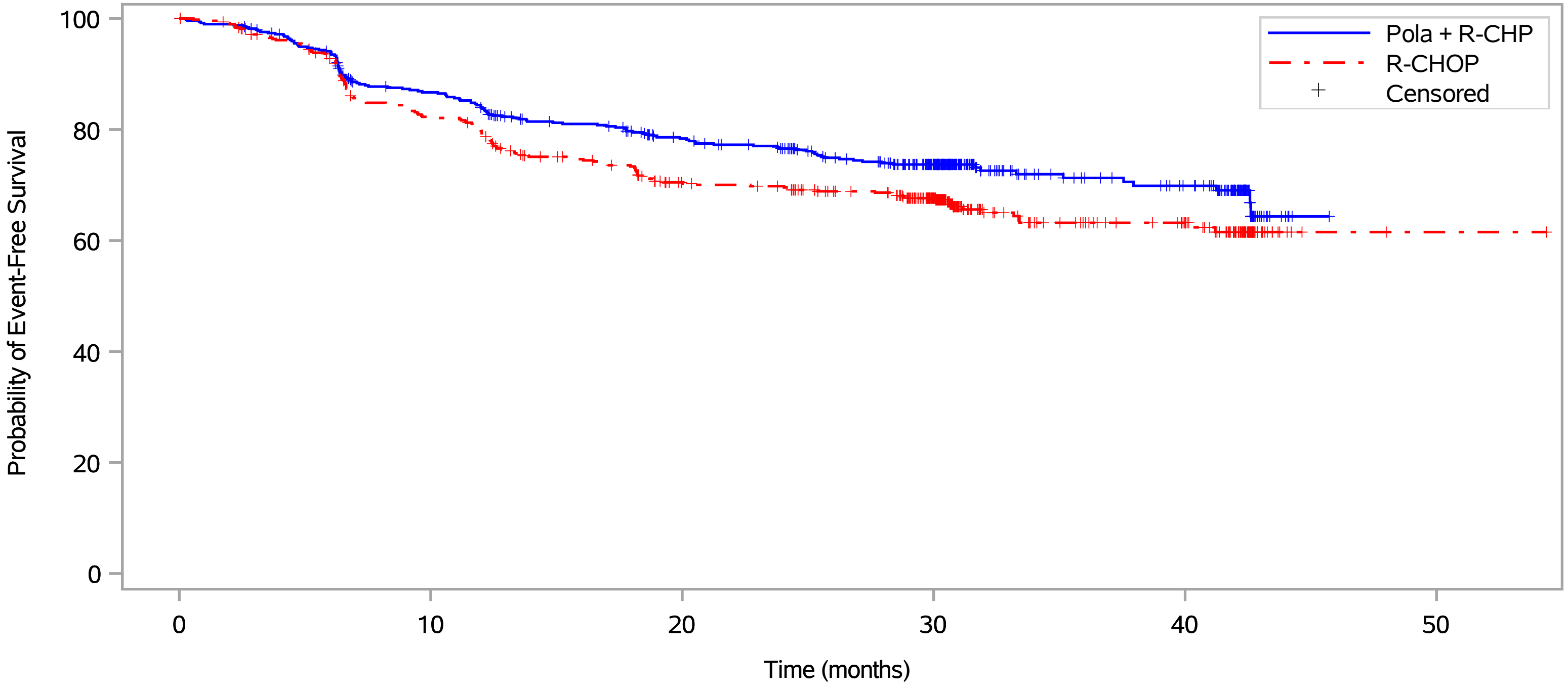

Patients at risk																		
Pola + R-CHP	500	485	461	418	401	376	364	344	334	308	251	117	103	98	66	1	NE	NE	NE
R-CHOP	500	471	444	399	378	347	335	307	304	282	231	108	94	87	59	2	2	1	1
Patients censored																			
Pola + R-CHP	0	6	10	20	21	33	38	48	54	71	125	257	269	272	303	366	NE	NE	NE
R-CHOP	0	15	21	24	25	34	38	51	53	71	117	234	245	252	278	335	336	336	336

Pola = Polatuzumab Vedotin.
Clinical cut-off: 15JUN2022

Program: ..al_studies/RO5541077/CDPT7884/GO39942/data_analysis/ACE_BASE/prod/program/g_km.sas
Output: ..39942/data_analysis/ACE_FINAL_OS/prod/output/g_km_PFS_IT_POOLED_15JUN2022_39942.pdf
10FEB2023 11:38

POPULATION: Global and China Extension Population, Intent-To-Treat Population
ENDPOINT: Time to Death (PFS - Inv)
MODEL: Stratified Analysis by IPI score, Bulky disease, Geographical region
STUDY: GO39942
Time to Event Analysis (Efficacy)

		Polatuzumab Vedotin + R-CHP (N=500)												R-CHOP (N=500)												Polatuzumab Vedotin + R-CHP vs. R-CHOP					
		Patients		Patients with Event		Censored		Time to event						Patients		Patients with Event		Censored		Time to event						log-rank	Hazard Ratio				
Name	Level	n	%	n	%	n	%	Q1 (months)	95% Lower CL for Q1	95% Upper CL for Q1	Median (months)	95% Lower CL for Median	95% Upper CL for Median	n	%	n	%	n	%	Q1 (months)	95% Lower CL for Q1	95% Upper CL for Q1	Median (months)	95% Lower CL for Median	95% Upper CL for Median	p-value	Hazard Ratio	95% Lower CL	95% Upper CL		Convergence Status
All	n/a	500	100.0	23	4.6	477	95.4	NE	NE	NE	NE	NE	NE	500	100.0	25	5.0	475	95.0	NE	NE	NE	NE	NE	NE	0.6031	0.86	0.49	1.52		Convergence criterion (GCONV=1E-8) satisfied.

* indicates convergence problem. Result is uninterpretable.
Clinical cut-off: 15JUN2022

Program: root/clinical_studies/RO5541077/CDPT7884/GO39942/data_analysis/ACE_BASE/prod/program/t_eff_tte.sas
Output: root/clinical_studies/RO5541077/CDPT7884/GO39942/data_analysis/ACE_FINAL_OS/prod/output/t_eff_tte_str_PFSDTH_IT_POOLED_15JUN2022_39942.xls
09FEB2023 20:11

POPULATION: Global and China Extension Population, Intent-To-Treat Population
ENDPOINT: Time to Death (PFS - Inv)
STUDY: GO39942

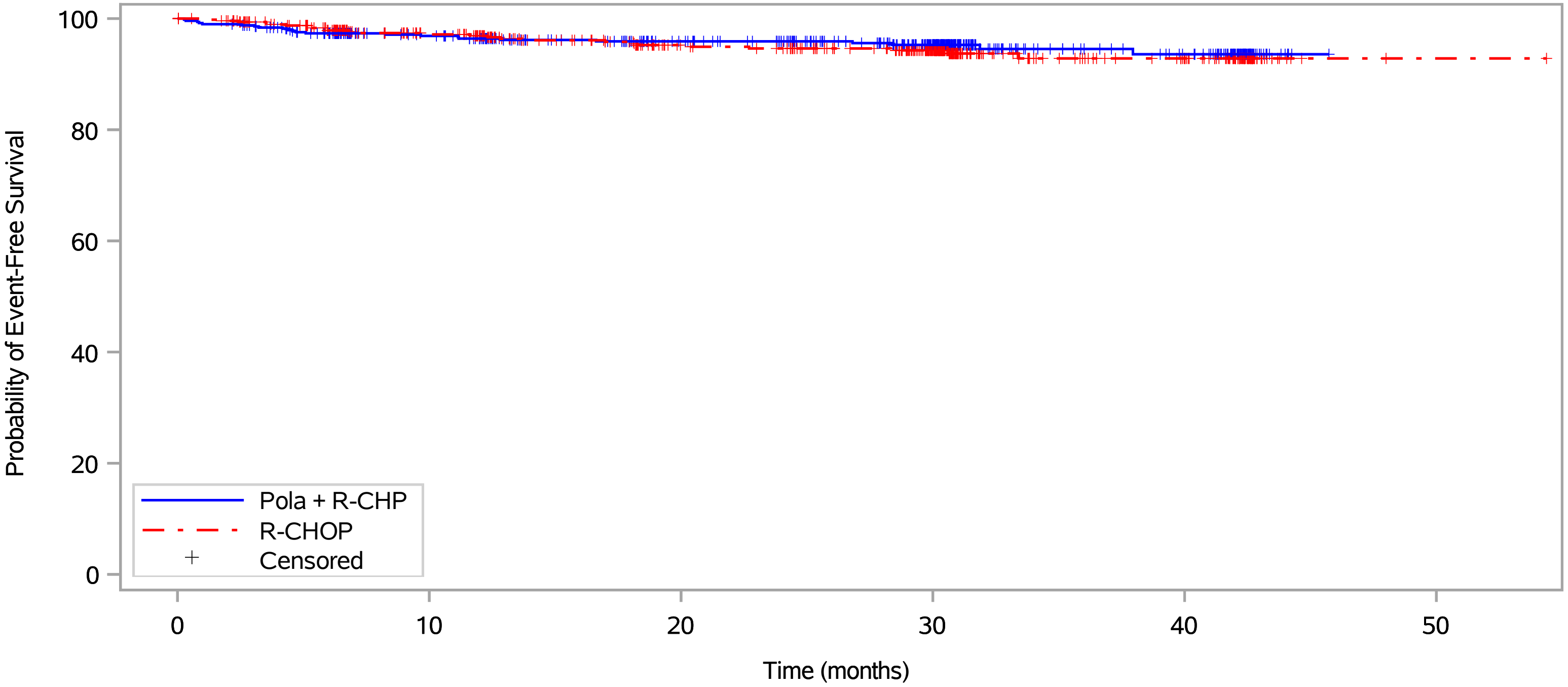

Patients at risk																			
Pola + R-CHP	500	485	461	418	401	376	364	344	334	308	251	117	103	98	66	1	NE	NE	NE
R-CHOP	500	471	444	399	378	347	335	307	304	282	231	108	94	87	59	2	2	1	1
Patients censored																			
Pola + R-CHP	0	9	26	68	82	106	117	137	147	172	228	361	375	379	411	476	NE	NE	NE
R-CHOP	0	26	46	89	108	136	147	172	174	196	246	368	381	388	416	473	474	474	474

Pola = Polatuzumab Vedotin.
Clinical cut-off: 15JUN2022

Program: ..al_studies/RO5541077/CDPT7884/GO39942/data_analysis/ACE_BASE/prod/program/g_km.sas
Output: ..42/data_analysis/ACE_FINAL_OS/prod/output/g_km_PFSDTH_IT_POOLED_15JUN2022_39942.pdf
10FEB2023 11:47

POPULATION: Global and China Extension Population, Intent-To-Treat Population
ENDPOINT: Time to Progression/Relapse (PFS - INV)
MODEL: Stratified Analysis by IPI score, Bulky disease, Geographical region
STUDY: GO39942
Time to Event Analysis (Efficacy)

		Polatuzumab Vedotin + R-CHP (N=500)												R-CHOP (N=500)												Polatuzumab Vedotin + R-CHP vs. R-CHOP					
		Patients		Patients with Event		Censored		Time to event						Patients		Patients with Event		Censored		Time to event						log-rank	Hazard Ratio				
Name	Level	n	%	n	%	n	%	Q1 (months)	95% Lower CL for Q1	95% Upper CL for Q1	Median (months)	95% Lower CL for Median	95% Upper CL for Median	n	%	n	%	n	%	Q1 (months)	95% Lower CL for Q1	95% Upper CL for Q1	Median (months)	95% Lower CL for Median	95% Upper CL for Median	p-value	Hazard Ratio	95% Lower CL	95% Upper CL		Convergence Status
All	n/a	500	100.0	110	22.0	390	78.0	37.6	25.4	NE	NE	NE	NE	500	100.0	138	27.6	362	72.4	18.5	13.3	30.8	NE	NE	NE	0.0181	0.74	0.57	0.95		Convergence criterion (GCONV=1E-8) satisfied.

* indicates convergence problem. Result is uninterpretable.
Clinical cut-off: 15JUN2022

Program: root/clinical_studies/RO5541077/CDPT7884/GO39942/data_analysis/ACE_BASE/prod/program/t_eff_tte.sas
Output: root/clinical_studies/RO5541077/CDPT7884/GO39942/data_analysis/ACE_FINAL_OS/prod/output/t_eff_tte_str_PFSPRG_IT_POOLED_15JUN2022_39942.xls
09FEB2023 20:12

POPULATION: Global and China Extension Population, Intent-To-Treat Population
ENDPOINT: Time to Progression/Relapse (PFS - INV)
STUDY: GO39942

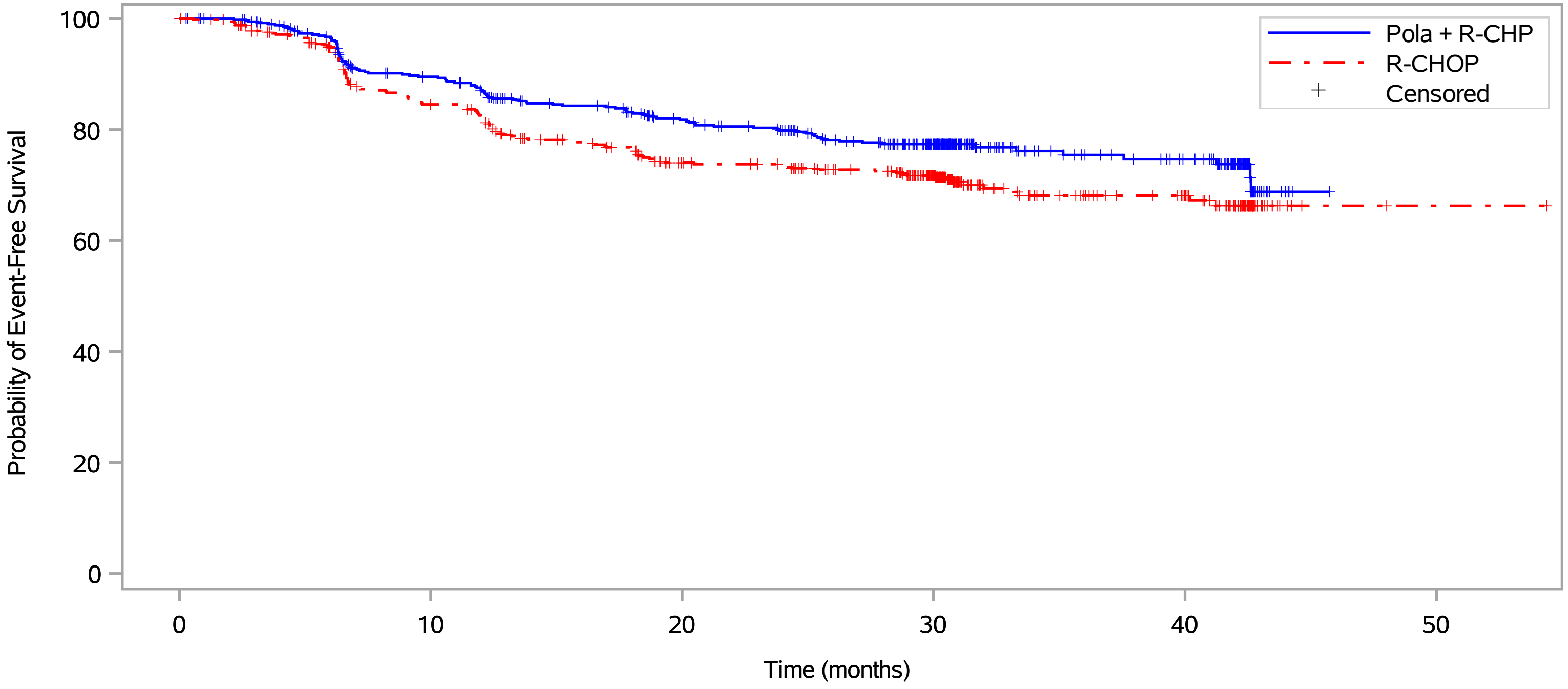

Patients at risk																		
Pola + R-CHP	500	485	461	418	401	376	364	344	334	308	251	117	103	98	66	1	NE	NE	NE
R-CHOP	500	471	444	399	378	347	335	307	304	282	231	108	94	87	59	2	2	1	1
Patients censored																			
Pola + R-CHP	0	12	23	34	38	51	57	67	73	91	146	279	291	295	326	389	NE	NE	NE
R-CHOP	0	18	31	36	39	51	56	72	75	93	140	258	270	277	303	360	361	361	361

Pola = Polatuzumab Vedotin.
Clinical cut-off: 15JUN2022

Program: ..al_studies/RO5541077/CDPT7884/GO39942/data_analysis/ACE_BASE/prod/program/g_km.sas
Output: ..42/data_analysis/ACE_FINAL_OS/prod/output/g_km_PFSPRG_IT_POOLED_15JUN2022_39942.pdf
10FEB2023 11:49

POPULATION: Global and China Extension Population, Intent-To-Treat Population
ENDPOINT: Progression-Free Survival (PFS - INV)
MODEL: Unstratified Analysis
STUDY: GO39942
Time to Event Analysis by Subgroups (Efficacy)

		Polatuzumab Vedotin + R-CHP (N=500)												R-CHOP (N=500)												Polatuzumab Vedotin + R-CHP vs. R-CHOP						
		Patients		Patients with Event		Censored		Time to event						Patients		Patients with Event		Censored		Time to event						log-rank	Hazard Ratio					Interaction Test
Name	Level	n	%	n	%	n	%	Q1 (months)	95% Lower CL for Q1	95% Upper CL for Q1	Median (months)	95% Lower CL for Median	95% Upper CL for Median	n	%	n	%	n	%	Q1 (months)	95% Lower CL for Q1	95% Upper CL for Q1	Median (months)	95% Lower CL for Median	95% Upper CL for Median	p-value	Hazard Ratio	95% Lower CL	95% Upper CL		Convergence Status	p-value (likelihood ratio)
All	n/a	500	100.0	133	26.6	367	73.4	25.6	19.0	37.9	NE	NE	NE	500	100.0	163	32.6	337	67.4	15.7	12.3	18.9	NE	NE	NE	0.0257	0.77	0.61	0.97		Convergence criterion (GCONV=1E-8) satisfied.	
Sex	Male	268	53.6	73	27.2	195	72.8	25.6	17.3	42.6	NE	42.6	NE	270	54.0	104	38.5	166	61.5	12.1	8.9	16.5	NE	33.4	NE	0.0046	0.65	0.48	0.88		Convergence criterion (GCONV=1E-8) satisfied.	0.0820
	Female	232	46.4	60	25.9	172	74.1	26.3	18.0	NE	NE	NE	NE	230	46.0	59	25.7	171	74.3	24.3	15.7	NE	NE	NE	NE	0.9332	0.98	0.69	1.41		Convergence criterion (GCONV=1E-8) satisfied.	
Age	<= 60	167	33.4	42	25.1	125	74.9	25.2	15.2	NE	NE	42.6	NE	158	31.6	46	29.1	112	70.9	15.7	11.1	NE	NE	NE	NE	0.3474	0.82	0.54	1.24		Convergence criterion (GCONV=1E-8) satisfied.	0.7508
	> 60	333	66.6	91	27.3	242	72.7	26.3	18.5	37.9	NE	NE	NE	342	68.4	117	34.2	225	65.8	13.9	12.0	20.0	NE	NE	NE	0.0403	0.75	0.57	0.99		Convergence criterion (GCONV=1E-8) satisfied.	
Geographic region	Western Europe/United States/Canada/Australia	302	60.4	75	24.8	227	75.2	31.9	18.5	NE	NE	NE	NE	301	60.2	92	30.6	209	69.4	18.1	12.4	30.8	NE	NE	NE	0.1347	0.79	0.58	1.08		Convergence criterion (GCONV=1E-8) satisfied.	0.6920
	Asia	141	28.2	37	26.2	104	73.8	20.5	13.8	NE	NE	NE	NE	140	28.0	50	35.7	90	64.3	12.5	11.1	20.0	NE	30.7	NE	0.0580	0.66	0.43	1.02		Convergence criterion (GCONV=1E-8) satisfied.	
	Rest of World	57	11.4	21	36.8	36	63.2	22.8	11.2	NE	42.6	37.6	NE	59	11.8	21	35.6	38	64.4	11.9	6.6	33.2	NE	33.2	NE	0.6172	0.85	0.46	1.58		Convergence criterion (GCONV=1E-8) satisfied.	
Race/ethnicity	White	235	47.0	64	27.2	171	72.8	25.6	18.0	NE	NE	NE	NE	236	47.2	70	29.7	166	70.3	18.1	11.9	33.2	NE	NE	NE	0.4821	0.89	0.63	1.24		Convergence criterion (GCONV=1E-8) satisfied.	0.0647
	Black or African American	8	1.6	0	0.0	8	100.0	NE	NE	NE	NE	NE	NE	8	1.6	4	50.0	4	50.0	7.1	2.0	NE	12.4	2.8	NE	0.0319	0.00	0.00	NE		Convergence criterion (GCONV=1E-8) satisfied.	
	Asian	145	29.0	38	26.2	107	73.8	20.5	13.5	NE	NE	NE	NE	145	29.0	51	35.2	94	64.8	12.5	11.6	20.0	NE	32.0	NE	0.0660	0.68	0.44	1.03		Convergence criterion (GCONV=1E-8) satisfied.	
	Other	7	1.4	3	42.9	4	57.1	17.0	4.6	NE	NE	17.0	NE	11	2.2	4	36.4	7	63.6	6.4	2.2	NE	NE	6.4	NE	0.9772	0.98	0.22	4.42		Convergence criterion (GCONV=1E-8) satisfied.	
	Unknown	105	21.0	28	26.7	77	73.3	31.7	12.8	NE	NE	42.6	NE	100	20.0	34	34.0	66	66.0	16.5	10.0	33.4	NE	NE	NE	0.3012	0.77	0.47	1.27		Convergence criterion (GCONV=1E-8) satisfied.	
ECOG performance status	0-1	419	83.8	110	26.3	309	73.7	27.2	20.3	41.2	NE	NE	NE	416	83.2	134	32.2	282	67.8	17.0	12.5	22.7	NE	NE	NE	0.0428	0.77	0.60	0.99		Convergence criterion (GCONV=1E-8) satisfied.	0.8834
	2	81	16.2	23	28.4	58	71.6	18.0	9.7	NE	NE	NE	NE	82	16.4	29	35.4	53	64.6	9.1	6.6	24.3	NE	NE	NE	0.2674	0.73	0.42	1.27		Convergence criterion (GCONV=1E-8) satisfied.	
	Missing	0	0.0	0	0.0	0	0.0	NE	NE	NE	NE	NE	NE	2	0.4	0	0.0	2	100.0	NE	NE	NE	NE	NE	NE	NE	NE	NE	NE		Convergence criterion (GCONV=1E-8) satisfied.	
Cell of origin (determined by gene expression)	ABC	131	26.2	27	20.6	104	79.4	35.2	27.2	NE	NE	NE	NE	143	28.6	66	46.2	77	53.8	11.9	9.4	12.6	33.2	20.5	NE	<.0001	0.37	0.23	0.57		Convergence criterion (GCONV=1E-8) satisfied.	<.0001
	GCB	193	38.6	53	27.5	140	72.5	24.9	12.8	NE	NE	NE	NE	187	37.4	50	26.7	137	73.3	25.3	12.5	NE	NE	NE	NE	0.9629	1.01	0.69	1.49		Convergence criterion (GCONV=1E-8) satisfied.	
	Unclassified	53	10.6	17	32.1	36	67.9	22.8	10.3	NE	NE	NE	NE	60	12.0	10	16.7	50	83.3	NE	24.3	NE	NE	NE	NE	0.0617	2.07	0.95	4.53		Convergence criterion (GCONV=1E-8) satisfied.	
	Unknown	123	24.6	36	29.3	87	70.7	18.9	11.6	42.6	NE	42.6	NE	110	22.0	37	33.6	73	66.4	12.8	6.9	32.0	NE	40.2	NE	0.3485	0.80	0.51	1.27		Convergence criterion (GCONV=1E-8) satisfied.	
IPI score at Screening	1-2	188	37.6	43	22.9	145	77.1	42.6	19.9	NE	NE	NE	NE	187	37.4	44	23.5	143	76.5	31.2	18.9	NE	NE	NE	NE	0.8771	0.97	0.64	1.47		Convergence criterion (GCONV=1E-8) satisfied.	0.1552
	3	199	39.8	46	23.1	153	76.9	33.3	22.8	NE	NE	42.6	NE	186	37.2	66	35.5	120	64.5	12.5	11.2	20.0	NE	40.2	NE	0.0045	0.58	0.40	0.85		Convergence criterion (GCONV=1E-8) satisfied.	
	4-5	113	22.6	44	38.9	69	61.1	10.6	6.9	26.8	NE	35.2	NE	127	25.4	53	41.7	74	58.3	9.7	6.7	13.9	NE	24.0	NE	0.5753	0.89	0.60	1.33		Convergence criterion (GCONV=1E-8) satisfied.	
Baseline Bulky Disease	Present	211	42.2	67	31.8	144	68.2	15.2	10.9	26.3	NE	NE	NE	218	43.6	73	33.5	145	66.5	12.4	6.9	18.5	NE	NE	NE	0.6187	0.92	0.66	1.28		Convergence criterion (GCONV=1E-8) satisfied.	0.1541
	Absent	289	57.8	66	22.8	223	77.2	37.6	25.3	NE	NE	NE	NE	282	56.4	90	31.9	192	68.1	18.1	12.6	28.9	NE	NE	NE	0.0088	0.66	0.48	0.90		Convergence criterion (GCONV=1E-8) satisfied.	
Double Expressor Lymphoma by IHC (Central Review)	DEL	150	30.0	40	26.7	110	73.3	25.5	12.1	NE	NE	NE	NE	163	32.6	69	42.3	94	57.7	12.0	9.4	16.9	NE	33.2	NE	0.0082	0.59	0.40	0.88		Convergence criterion (GCONV=1E-8) satisfied.	0.0798
	Non DEL	253	50.6	66	26.1	187	73.9	26.8	18.5	NE	NE	NE	NE	244	48.8	63	25.8	181	74.2	28.5	13.4	NE	NE	NE	NE	0.7405	0.94	0.67	1.33		Convergence criterion (GCONV=1E-8) satisfied.	
	Unknown	97	19.4	27	27.8	70	72.2	24.5	11.8	42.6	42.6	42.6	NE	93	18.6	31	33.3	62	66.7	13.7	7.1	32.0	NE	40.2	NE	0.4628	0.82	0.49	1.38		Convergence criterion (GCONV=1E-8) satisfied.	
Double/Triple-Hit Lymphoma (Central Review)	DH/TH-	341	68.2	89	26.1	252	73.9	27.2	19.0	NE	NE	NE	NE	351	70.2	117	33.3	234	66.7	16.1	12.1	24.0	NE	NE	NE	0.0360	0.75	0.57	0.98		Convergence criterion (GCONV=1E-8) satisfied.	0.0157
	DH/TH+	26	5.2	9	34.6	17	65.4	7.5	6.3	NE	NE	25.5	NE	19	3.8	2	10.5	17	89.5	NE	10.0	NE	NE	NE	NE	0.0672	3.79	0.82	17.53		Convergence criterion (GCONV=1E-8) satisfied.	
	Unknown	133	26.6	35	26.3	98	73.7	25.6	12.3	42.6	NE	42.6	NE	130	26.0	44	33.8	86	66.2	12.6	6.7	20.5	NE	40.2	NE	0.0812	0.67	0.43	1.05		Convergence criterion (GCONV=1E-8) satisfied.	

Test for interaction based on Likelihood-Ratio test for interaction with treatment effect
* indicates convergence problem. Result is uninterpretable.
Clinical cut-off: 15JUN2022

Program: root/clinical_studies/RO5541077/CDPT7884/GO39942/data_analysis/ACE_BASE/prod/program/t_eff_tte.sas
Output: root/clinical_studies/RO5541077/CDPT7884/GO39942/data_analysis/ACE_FINAL_OS/prod/output/t_eff_tte_sg1_PFS_IT_POOLED_15JUN2022_39942.xls
09FEB2023 20:04

POPULATION: Global and China Extension Population, Intent-To-Treat Population
ENDPOINT: Progression-Free Survival (PFS - INV)
STUDY: GO39942

Cell of origin

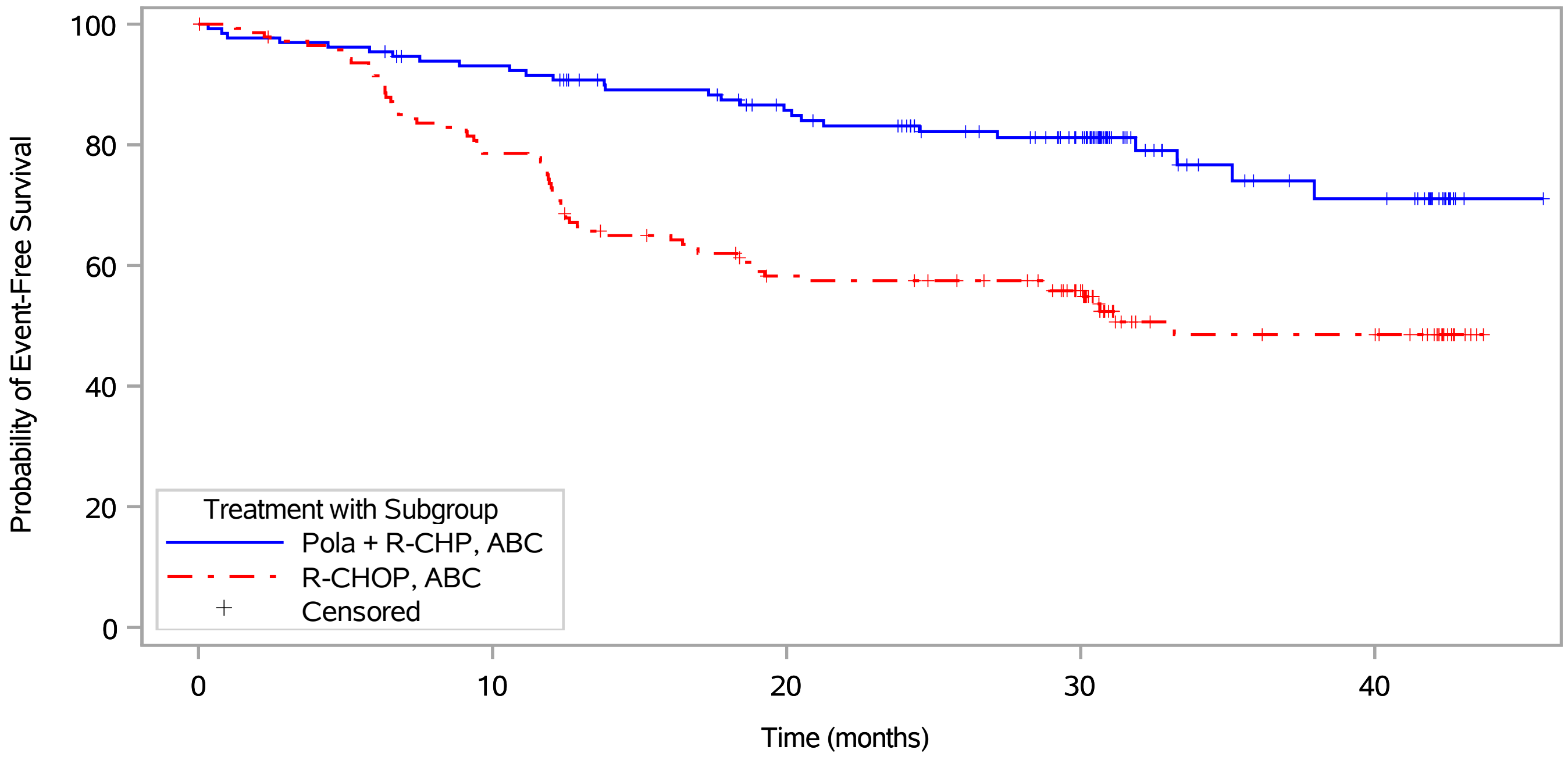

Patients at risk																
Pola + R-CHP, ABC	131	127	125	119	117	108	105	96	93	84	72	33	26	24	14	1
R-CHOP, ABC	143	136	128	116	102	89	84	75	75	71	59	24	23	22	17	NE
Patients censored																
Pola + R-CHP, ABC	0	0	0	3	3	9	10	15	17	25	36	74	79	80	90	103
R-CHOP, ABC	0	3	3	3	3	5	6	9	9	13	23	54	54	55	60	NE

Pola = Polatuzumab Vedotin.
Clinical cut-off: 15JUN2022

Program: ..al_studies/RO5541077/CDPT7884/GO39942/data_analysis/ACE_BASE/prod/program/g_km.sas
Output: ..2/data_analysis/ACE_FINAL_OS/prod/output/g_km_sg1_PFS_IT_POOLED_15JUN2022_39942.pdf
10FEB2023 11:27

POPULATION: Global and China Extension Population, Intent-To-Treat Population
ENDPOINT: Progression-Free Survival (PFS - INV)
STUDY: GO39942

Cell of origin

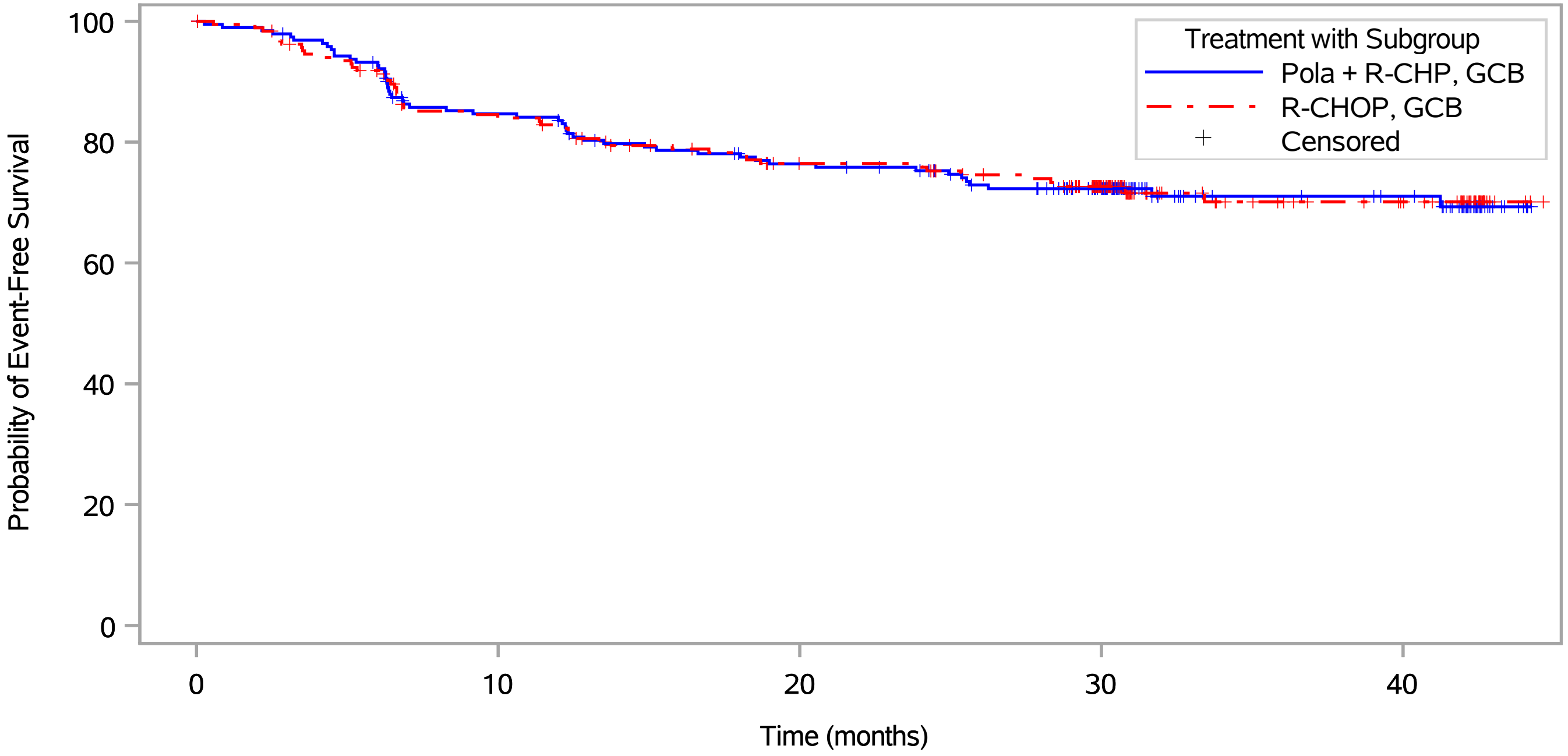

Patients at risk															
Pola + R-CHP, GCB	193	187	177	157	153	143	139	135	131	121	96	48	45	44	32
R-CHOP, GCB	187	177	166	150	146	135	131	124	124	116	92	50	43	39	28
Patients censored															
Pola + R-CHP, GCB	0	2	3	8	9	11	13	13	16	21	46	93	96	97	108
R-CHOP, GCB	0	3	6	9	10	15	17	21	21	26	47	88	94	98	109

Pola = Polatuzumab Vedotin.
Clinical cut-off: 15JUN2022

Program: ..al_studies/RO5541077/CDPT7884/GO39942/data_analysis/ACE_BASE/prod/program/g_km.sas
Output: ..2/data_analysis/ACE_FINAL_OS/prod/output/g_km_sg1_PFS_IT_POOLED_15JUN2022_39942.pdf
10FEB2023 11:27

POPULATION: Global and China Extension Population, Intent-To-Treat Population
ENDPOINT: Progression-Free Survival (PFS - INV)
STUDY: GO39942

Cell of origin

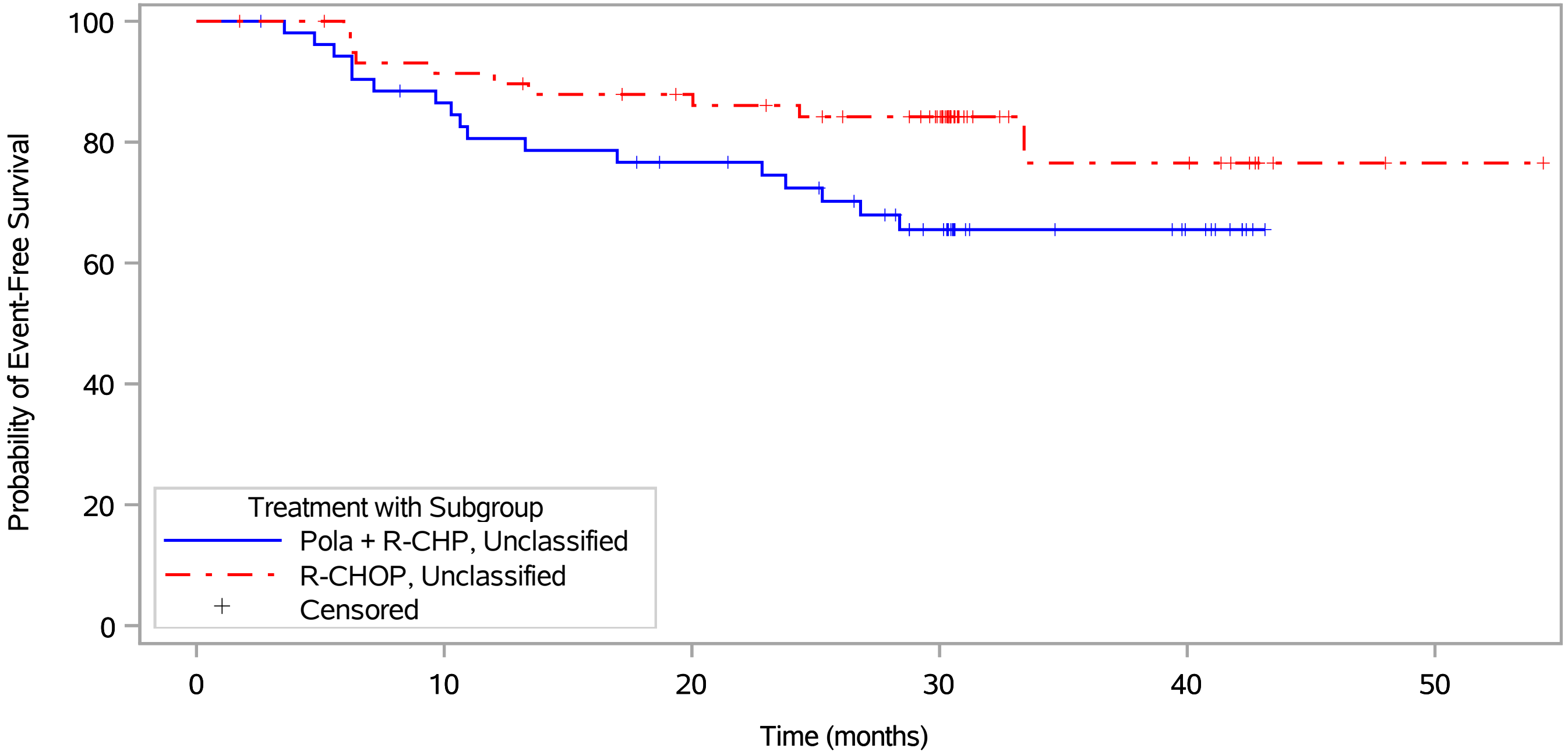

Patients at risk																			
Pola + R-CHP, Unclassified	53	52	49	45	41	40	38	37	34	30	24	13	12	12	5	NE	NE	NE	NE
R-CHOP, Unclassified	60	59	57	54	53	50	49	47	46	43	38	11	10	10	7	2	2	1	1
Patients censored																			
Pola + R-CHP, Unclassified	0	1	1	2	2	2	3	4	5	7	12	23	24	24	31	NE	NE	NE	NE
R-CHOP, Unclassified	0	1	2	2	2	3	4	5	6	8	13	40	40	40	43	48	49	49	49

Pola = Polatuzumab Vedotin.
Clinical cut-off: 15JUN2022

Program: ..al_studies/RO5541077/CDPT7884/GO39942/data_analysis/ACE_BASE/prod/program/g_km.sas
Output: ..2/data_analysis/ACE_FINAL_OS/prod/output/g_km_sg1_PFS_IT_POOLED_15JUN2022_39942.pdf
10FEB2023 11:27

POPULATION: Global and China Extension Population, Intent-To-Treat Population
ENDPOINT: Progression-Free Survival (PFS - INV)
STUDY: GO39942

Cell of origin

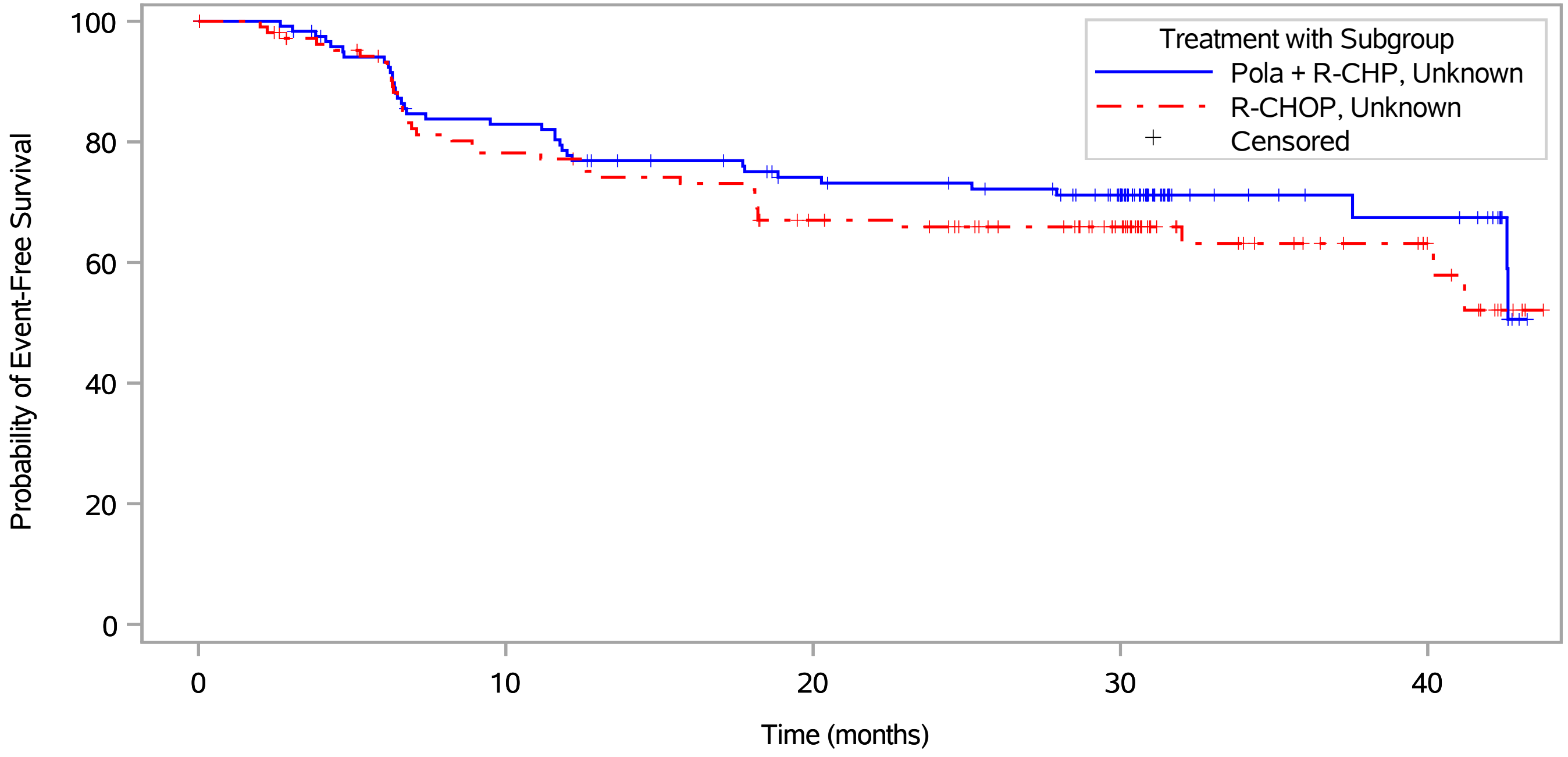

Patients at risk															
Pola + R-CHP, Unknown	123	119	110	97	90	85	82	76	76	73	59	23	20	18	15
R-CHOP, Unknown	110	99	93	79	77	73	71	61	59	52	42	23	18	16	7
Patients censored															
Pola + R-CHP, Unknown	0	3	6	7	7	11	12	16	16	18	31	67	70	71	74
R-CHOP, Unknown	0	8	10	10	10	11	11	16	17	24	34	52	57	59	66

Pola = Polatuzumab Vedotin.
Clinical cut-off: 15JUN2022

Program: ..al_studies/RO5541077/CDPT7884/GO39942/data_analysis/ACE_BASE/prod/program/g_km.sas
Output: ..2/data_analysis/ACE_FINAL_OS/prod/output/g_km_sg1_PFS_IT_POOLED_15JUN2022_39942.pdf
10FEB2023 11:27

POPULATION: Global and China Extension Population, Intent-To-Treat Population
ENDPOINT: Progression-Free Survival (PFS - INV)
STUDY: GO39942

Double/Triple-Hit Lymphoma (Central Review)

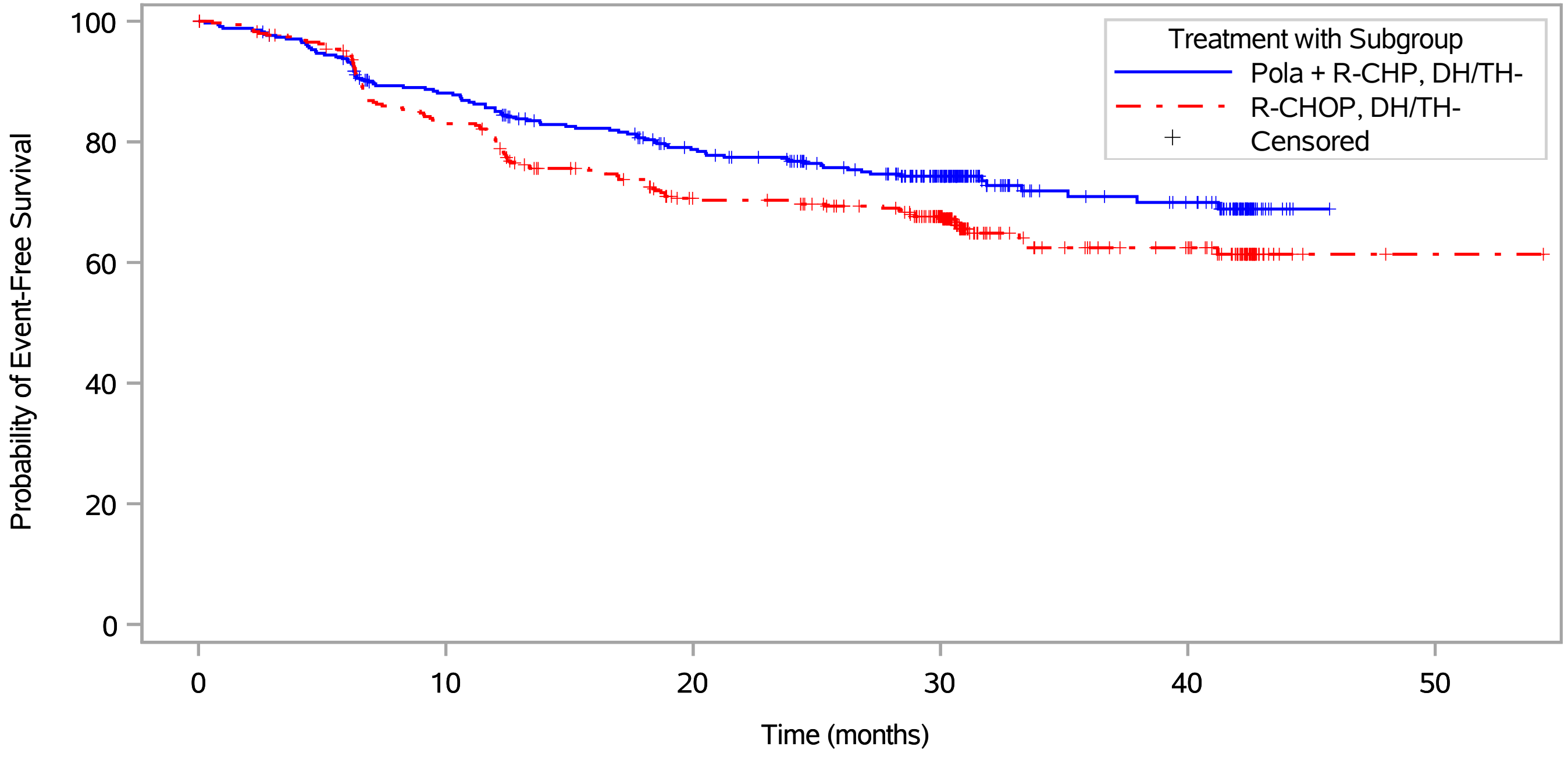

Patients at risk																			
Pola + R-CHP, DH/TH-	341	330	316	292	279	263	253	238	229	212	167	83	74	72	45	1	NE	NE	NE
R-CHOP, DH/TH-	351	337	321	288	272	248	239	219	218	203	170	81	71	66	48	2	2	1	1
Patients censored																			
Pola + R-CHP, DH/TH-	0	3	4	12	12	20	24	30	36	48	91	173	180	181	207	251	NE	NE	NE
R-CHOP, DH/TH-	0	6	10	11	12	20	23	32	33	45	73	157	164	169	186	232	233	233	233

Pola = Polatuzumab Vedotin.
Clinical cut-off: 15JUN2022

Program: ..al_studies/RO5541077/CDPT7884/GO39942/data_analysis/ACE_BASE/prod/program/g_km.sas
Output: ..2/data_analysis/ACE_FINAL_OS/prod/output/g_km_sg1_PFS_IT_POOLED_15JUN2022_39942.pdf
10FEB2023 11:27

POPULATION: Global and China Extension Population, Intent-To-Treat Population
ENDPOINT: Progression-Free Survival (PFS - INV)
STUDY: GO39942

Double/Triple-Hit Lymphoma (Central Review)

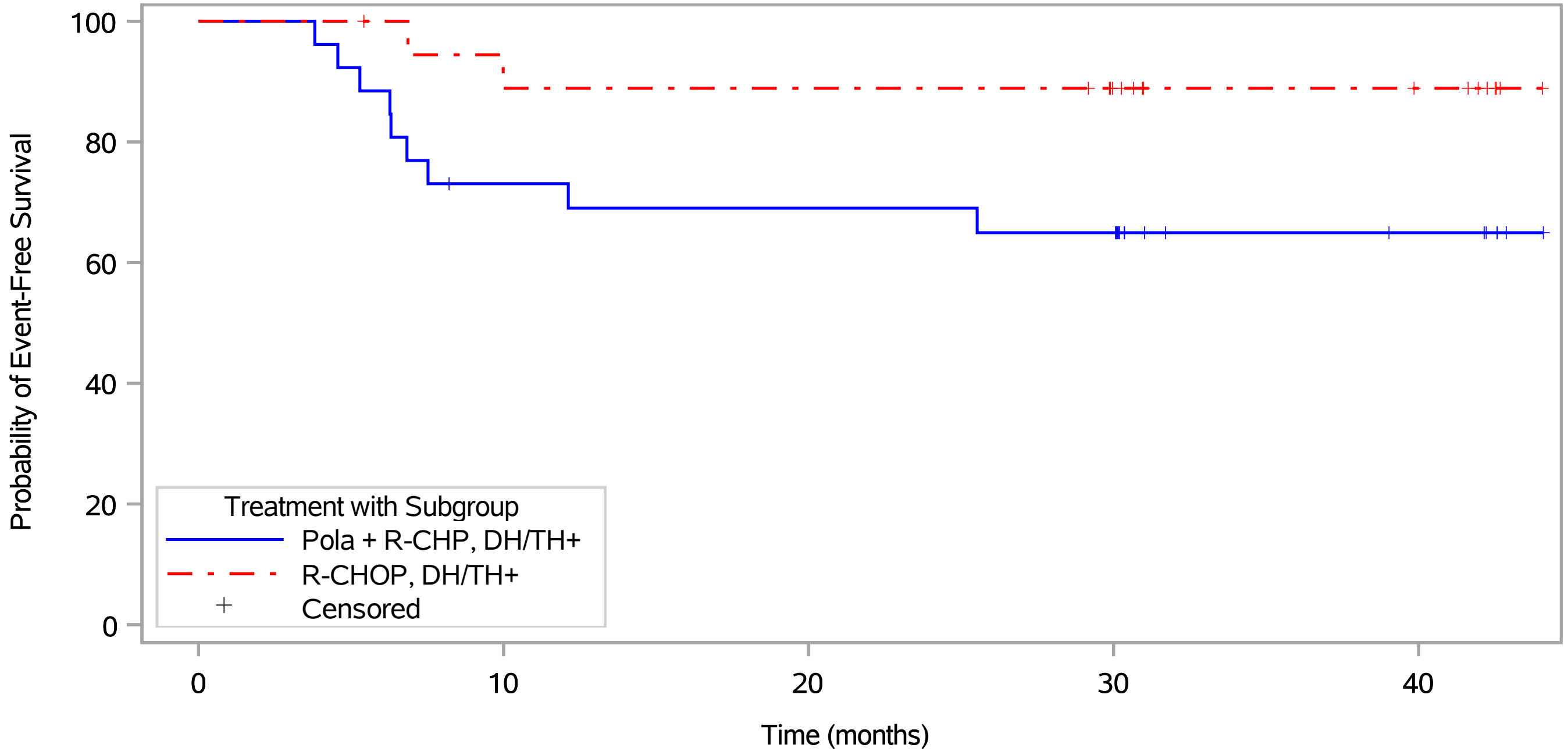

Patients at risk														
Pola + R-CHP, DH/TH+	26	26	23	18	18	17	17	17	17	16	16	7	7	7	6
R-CHOP, DH/TH+	19	19	18	17	16	16	16	16	16	16	12	8	8	8	5
Patients censored															
Pola + R-CHP, DH/TH+	0	0	0	1	1	1	1	1	1	1	1	10	10	10	11
R-CHOP, DH/TH+	0	0	1	1	1	1	1	1	1	1	5	9	9	9	12

Pola = Polatuzumab Vedotin.
Clinical cut-off: 15JUN2022

Program: ..al_studies/RO5541077/CDPT7884/GO39942/data_analysis/ACE_BASE/prod/program/g_km.sas
Output: ..2/data_analysis/ACE_FINAL_OS/prod/output/g_km_sg1_PFS_IT_POOLED_15JUN2022_39942.pdf
10FEB2023 11:27

POPULATION: Global and China Extension Population, Intent-To-Treat Population
ENDPOINT: Progression-Free Survival (PFS - INV)
STUDY: GO39942

Double/Triple-Hit Lymphoma (Central Review)

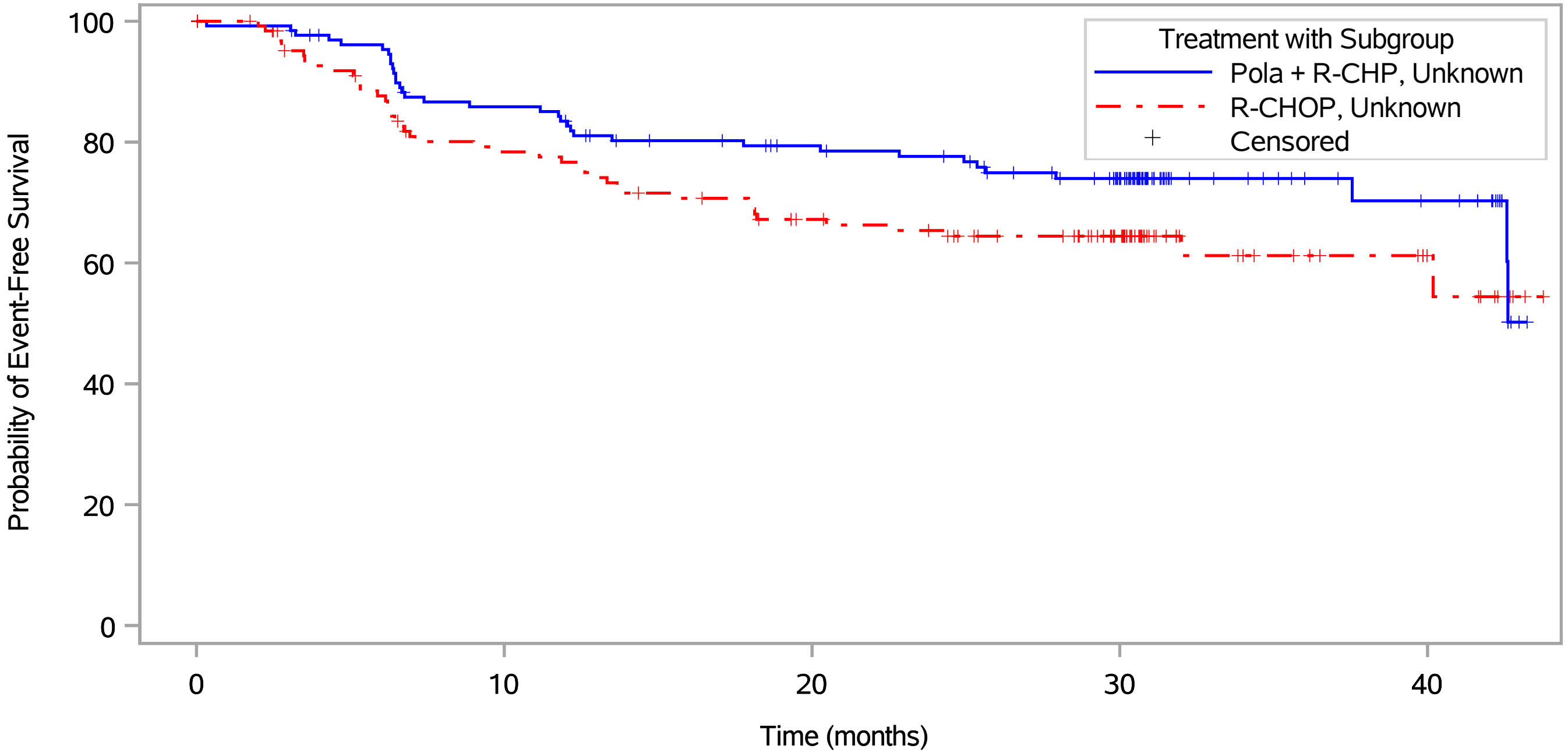

Patients at risk															
Pola + R-CHP, Unknown	133	129	122	108	104	96	94	89	88	80	68	27	22	19	15
R-CHOP, Unknown	130	115	105	94	90	83	80	72	70	63	49	19	15	13	6
Patients censored															
Pola + R-CHP, Unknown	0	3	6	7	8	12	13	17	17	22	33	74	79	81	85
R-CHOP, Unknown	0	9	10	12	12	13	14	18	19	25	39	68	72	74	80

Pola = Polatuzumab Vedotin.
Clinical cut-off: 15JUN2022

Program: ..al_studies/RO5541077/CDPT7884/GO39942/data_analysis/ACE_BASE/prod/program/g_km.sas
Output: ..2/data_analysis/ACE_FINAL_OS/prod/output/g_km_sg1_PFS_IT_POOLED_15JUN2022_39942.pdf
10FEB2023 11:27

POPULATION: Global and China Extension Population, Intent-To-Treat Population
ENDPOINT: EORTC QoL 30
MODEL: descriptive
STUDY: GO39942
Compliance/Mean

EORTC QLQ-C30: Appetite loss

		Polatuzumab Vedotin + R-CHP (N=500)						R-CHOP (N=500)					
		Patients				Statistics		Patients				Statistics	
Name Visit	Level	in study[1]	%	with value[1]	%	Mean[2]	SD(Mean)	in study[1]	%	with value[1]	%	Mean[2]	SD(Mean)
All													
BASELINE	n/a	500	100.0	476	95.2	25.00	32.99	500	100.0	470	94.0	23.62	32.10
CYCLE 2 DAY 1	n/a	491	98.2	477	97.1	19.29	27.93	492	98.4	475	96.5	17.68	26.71
CYCLE 3 DAY 1	n/a	487	97.4	468	96.1	17.59	24.32	486	97.2	472	97.1	15.54	23.27
CYCLE 5 DAY 1	n/a	482	96.4	463	96.1	17.42	24.20	477	95.4	457	95.8	16.78	25.66
TREATMENT COMPLETION	n/a	469	93.8	448	95.5	8.78	19.75	458	91.6	426	93.0	6.89	16.15
FOLLOW-UP MONTH 6	n/a	398	79.6	347	87.2	5.57	14.59	386	77.2	326	84.5	4.40	11.89
FOLLOW-UP MONTH 12	n/a	373	74.6	323	86.6	5.26	14.97	338	67.6	282	83.4	4.49	13.61
FOLLOW-UP MONTH 18	n/a	343	68.6	311	90.7	4.18	11.69	308	61.6	275	89.3	5.45	15.55
FOLLOW-UP MONTH 24	n/a	318	63.6	286	89.9	5.24	13.38	284	56.8	250	88.0	5.47	13.41
FOLLOW-UP MONTH 36	n/a	123	24.6	95	77.2	5.96	16.11	105	21.0	64	61.0	6.77	13.52
FOLLOW-UP MONTH 48	n/a	0	NE	0	NE	NE	NE	1	0.2	0	NE	NE	NE

[1] in study: number of subjects in study at respective visit; % based on baseline
with value: number of subjects in study and with value at respective visit - used for the calculation of the mean and SD; % based on patients in study at respective visit
[2] mean: descriptive statistics - absolute values
Baseline is defined as the last assessment prior to the first dose of study treatment. Only scheduled assessments are included in the table.
ETTV is mapped to the scheduled assessment that fits best after the last dose assessment (but will not be mapped to Follow-up assessments).
Clinical cut-off: 15JUN2022

Program: root/clinical_studies/RO5541077/CDPT7884/GO39942/data_analysis/ACE_BASE/prod/program/t_eff_mean.sas
Output: root/clinical_studies/RO5541077/CDPT7884/GO39942/data_analysis/ACE_FINAL_OS/prod/output/t_eff_mean_EQC30_IT_POOLED_15JUN2022_39942.xls
09FEB2023 20:53

POPULATION: Global and China Extension Population, Intent-To-Treat Population
ENDPOINT: EORTC QoL 30
MODEL: descriptive
STUDY: GO39942
Compliance/Mean

EORTC QLQ-C30: Cognitive functioning

		Polatuzumab Vedotin + R-CHP (N=500)						R-CHOP (N=500)					
		Patients				Statistics		Patients				Statistics	
Name Visit	Level	in study[1]	%	with value[1]	%	Mean[2]	SD(Mean)	in study[1]	%	with value[1]	%	Mean[2]	SD(Mean)
All													
BASELINE	n/a	500	100.0	474	94.8	85.34	20.04	500	100.0	466	93.2	86.80	17.67
CYCLE 2 DAY 1	n/a	491	98.2	477	97.1	86.65	18.68	492	98.4	473	96.1	88.34	15.56
CYCLE 3 DAY 1	n/a	487	97.4	468	96.1	86.72	17.85	486	97.2	471	96.9	88.32	16.18
CYCLE 5 DAY 1	n/a	482	96.4	462	95.9	86.62	17.69	477	95.4	459	96.2	85.40	18.98
TREATMENT COMPLETION	n/a	469	93.8	447	95.3	87.21	17.99	458	91.6	429	93.7	87.33	17.66
FOLLOW-UP MONTH 6	n/a	398	79.6	345	86.7	87.78	17.96	386	77.2	321	83.2	86.60	18.18
FOLLOW-UP MONTH 12	n/a	373	74.6	323	86.6	86.43	18.55	338	67.6	279	82.5	87.28	17.09
FOLLOW-UP MONTH 18	n/a	343	68.6	311	90.7	86.66	17.29	308	61.6	275	89.3	87.58	17.90
FOLLOW-UP MONTH 24	n/a	318	63.6	287	90.3	85.95	18.75	284	56.8	249	87.7	87.95	17.51
FOLLOW-UP MONTH 36	n/a	123	24.6	94	76.4	86.17	18.87	105	21.0	63	60.0	85.98	17.25
FOLLOW-UP MONTH 48	n/a	0	NE	0	NE	NE	NE	1	0.2	0	NE	NE	NE

[1] in study: number of subjects in study at respective visit; % based on baseline
with value: number of subjects in study and with value at respective visit - used for the calculation of the mean and SD; % based on patients in study at respective visit
[2] mean: descriptive statistics - absolute values
Baseline is defined as the last assessment prior to the first dose of study treatment. Only scheduled assessments are included in the table.
ETTV is mapped to the scheduled assessment that fits best after the last dose assessment (but will not be mapped to Follow-up assessments).
Clinical cut-off: 15JUN2022

Program: root/clinical_studies/RO5541077/CDPT7884/GO39942/data_analysis/ACE_BASE/prod/program/t_eff_mean.sas
Output: root/clinical_studies/RO5541077/CDPT7884/GO39942/data_analysis/ACE_FINAL_OS/prod/output/t_eff_mean_EQC30_IT_POOLED_15JUN2022_39942.xls
09FEB2023 20:53

POPULATION: Global and China Extension Population, Intent-To-Treat Population
ENDPOINT: EORTC QoL 30
MODEL: descriptive
STUDY: GO39942
Compliance/Mean

EORTC QLQ-C30: Constipation

		Polatuzumab Vedotin + R-CHP (N=500)						R-CHOP (N=500)					
		Patients				Statistics		Patients				Statistics	
Name Visit	Level	in study[1]	%	with value[1]	%	Mean[2]	SD(Mean)	in study[1]	%	with value[1]	%	Mean[2]	SD(Mean)
All													
BASELINE	n/a	500	100.0	470	94.0	19.79	29.50	500	100.0	464	92.8	20.55	28.64
CYCLE 2 DAY 1	n/a	491	98.2	468	95.3	15.67	24.99	492	98.4	466	94.7	18.67	27.16
CYCLE 3 DAY 1	n/a	487	97.4	463	95.1	14.47	23.30	486	97.2	467	96.1	17.20	24.93
CYCLE 5 DAY 1	n/a	482	96.4	458	95.0	12.59	21.36	477	95.4	450	94.3	15.56	24.67
TREATMENT COMPLETION	n/a	469	93.8	443	94.5	9.10	19.42	458	91.6	418	91.3	7.50	17.34
FOLLOW-UP MONTH 6	n/a	398	79.6	342	85.9	8.87	17.57	386	77.2	321	83.2	9.55	20.04
FOLLOW-UP MONTH 12	n/a	373	74.6	322	86.3	11.08	20.50	338	67.6	278	82.2	8.75	18.98
FOLLOW-UP MONTH 18	n/a	343	68.6	311	90.7	10.83	21.10	308	61.6	275	89.3	10.06	21.50
FOLLOW-UP MONTH 24	n/a	318	63.6	287	90.3	10.69	21.09	284	56.8	250	88.0	8.67	19.83
FOLLOW-UP MONTH 36	n/a	123	24.6	95	77.2	9.12	17.83	105	21.0	63	60.0	7.41	16.33
FOLLOW-UP MONTH 48	n/a	0	NE	0	NE	NE	NE	1	0.2	0	NE	NE	NE

[1] in study: number of subjects in study at respective visit; % based on baseline
with value: number of subjects in study and with value at respective visit - used for the calculation of the mean and SD; % based on patients in study at respective visit
[2] mean: descriptive statistics - absolute values
Baseline is defined as the last assessment prior to the first dose of study treatment. Only scheduled assessments are included in the table.
ETTV is mapped to the scheduled assessment that fits best after the last dose assessment (but will not be mapped to Follow-up assessments).
Clinical cut-off: 15JUN2022

Program: root/clinical_studies/RO5541077/CDPT7884/GO39942/data_analysis/ACE_BASE/prod/program/t_eff_mean.sas
Output: root/clinical_studies/RO5541077/CDPT7884/GO39942/data_analysis/ACE_FINAL_OS/prod/output/t_eff_mean_EQC30_IT_POOLED_15JUN2022_39942.xls
09FEB2023 20:53

POPULATION: Global and China Extension Population, Intent-To-Treat Population
ENDPOINT: EORTC QoL 30
MODEL: descriptive
STUDY: GO39942
Compliance/Mean

EORTC QLQ-C30: Diarrhoea

		Polatuzumab Vedotin + R-CHP (N=500)						R-CHOP (N=500)					
		Patients				Statistics		Patients				Statistics	
Name Visit	Level	in study[1]	%	with value[1]	%	Mean[2]	SD(Mean)	in study[1]	%	with value[1]	%	Mean[2]	SD(Mean)
All													
BASELINE	n/a	500	100.0	472	94.4	9.53	20.63	500	100.0	466	93.2	8.51	18.84
CYCLE 2 DAY 1	n/a	491	98.2	477	97.1	14.54	25.07	492	98.4	473	96.1	8.67	18.98
CYCLE 3 DAY 1	n/a	487	97.4	468	96.1	10.40	19.90	486	97.2	467	96.1	8.21	18.95
CYCLE 5 DAY 1	n/a	482	96.4	462	95.9	10.53	20.23	477	95.4	459	96.2	8.71	18.99
TREATMENT COMPLETION	n/a	469	93.8	446	95.1	6.65	17.96	458	91.6	429	93.7	5.83	14.04
FOLLOW-UP MONTH 6	n/a	398	79.6	344	86.4	7.27	18.06	386	77.2	320	82.9	5.83	13.99
FOLLOW-UP MONTH 12	n/a	373	74.6	323	86.6	7.33	17.95	338	67.6	279	82.5	5.85	15.01
FOLLOW-UP MONTH 18	n/a	343	68.6	311	90.7	6.97	15.77	308	61.6	275	89.3	5.21	13.70
FOLLOW-UP MONTH 24	n/a	318	63.6	287	90.3	6.04	15.34	284	56.8	251	88.4	8.10	18.40
FOLLOW-UP MONTH 36	n/a	123	24.6	94	76.4	6.03	17.60	105	21.0	63	60.0	4.23	12.69
FOLLOW-UP MONTH 48	n/a	0	NE	0	NE	NE	NE	1	0.2	0	NE	NE	NE

[1] in study: number of subjects in study at respective visit; % based on baseline
with value: number of subjects in study and with value at respective visit - used for the calculation of the mean and SD; % based on patients in study at respective visit
[2] mean: descriptive statistics - absolute values
Baseline is defined as the last assessment prior to the first dose of study treatment. Only scheduled assessments are included in the table.
ETTV is mapped to the scheduled assessment that fits best after the last dose assessment (but will not be mapped to Follow-up assessments).
Clinical cut-off: 15JUN2022

Program: root/clinical_studies/RO5541077/CDPT7884/GO39942/data_analysis/ACE_BASE/prod/program/t_eff_mean.sas
Output: root/clinical_studies/RO5541077/CDPT7884/GO39942/data_analysis/ACE_FINAL_OS/prod/output/t_eff_mean_EQC30_IT_POOLED_15JUN2022_39942.xls
09FEB2023 20:53

POPULATION: Global and China Extension Population, Intent-To-Treat Population
ENDPOINT: EORTC QoL 30
MODEL: descriptive
STUDY: GO39942
Compliance/Mean

EORTC QLQ-C30: Dyspnoea

		Polatuzumab Vedotin + R-CHP (N=500)						R-CHOP (N=500)					
		Patients				Statistics		Patients				Statistics	
Name Visit	Level	in study[1]	%	with value[1]	%	Mean[2]	SD(Mean)	in study[1]	%	with value[1]	%	Mean[2]	SD(Mean)
All													
BASELINE	n/a	500	100.0	476	95.2	17.93	27.03	500	100.0	469	93.8	15.71	25.27
CYCLE 2 DAY 1	n/a	491	98.2	477	97.1	13.00	21.25	492	98.4	474	96.3	12.03	20.41
CYCLE 3 DAY 1	n/a	487	97.4	467	95.9	14.78	22.55	486	97.2	471	96.9	13.52	21.06
CYCLE 5 DAY 1	n/a	482	96.4	459	95.2	15.03	22.66	477	95.4	459	96.2	16.19	22.61
TREATMENT COMPLETION	n/a	469	93.8	449	95.7	13.44	22.16	458	91.6	427	93.2	10.85	18.82
FOLLOW-UP MONTH 6	n/a	398	79.6	347	87.2	12.97	20.63	386	77.2	325	84.2	10.56	18.55
FOLLOW-UP MONTH 12	n/a	373	74.6	323	86.6	11.56	21.60	338	67.6	281	83.1	12.57	19.52
FOLLOW-UP MONTH 18	n/a	343	68.6	311	90.7	11.25	20.17	308	61.6	275	89.3	12.12	20.89
FOLLOW-UP MONTH 24	n/a	318	63.6	286	89.9	12.59	21.74	284	56.8	250	88.0	12.93	20.63
FOLLOW-UP MONTH 36	n/a	123	24.6	95	77.2	12.63	24.88	105	21.0	64	61.0	16.67	20.57
FOLLOW-UP MONTH 48	n/a	0	NE	0	NE	NE	NE	1	0.2	0	NE	NE	NE

[1] in study: number of subjects in study at respective visit; % based on baseline
with value: number of subjects in study and with value at respective visit - used for the calculation of the mean and SD; % based on patients in study at respective visit
[2] mean: descriptive statistics - absolute values
Baseline is defined as the last assessment prior to the first dose of study treatment. Only scheduled assessments are included in the table.
ETTV is mapped to the scheduled assessment that fits best after the last dose assessment (but will not be mapped to Follow-up assessments).
Clinical cut-off: 15JUN2022

Program: root/clinical_studies/RO5541077/CDPT7884/GO39942/data_analysis/ACE_BASE/prod/program/t_eff_mean.sas
Output: root/clinical_studies/RO5541077/CDPT7884/GO39942/data_analysis/ACE_FINAL_OS/prod/output/t_eff_mean_EQC30_IT_POOLED_15JUN2022_39942.xls
09FEB2023 20:53

POPULATION: Global and China Extension Population, Intent-To-Treat Population
ENDPOINT: EORTC QoL 30
MODEL: descriptive
STUDY: GO39942
Compliance/Mean

EORTC QLQ-C30: Emotional functioning

		Polatuzumab Vedotin + R-CHP (N=500)						R-CHOP (N=500)					
		Patients				Statistics		Patients				Statistics	
Name Visit	Level	in study[1]	%	with value[1]	%	Mean[2]	SD(Mean)	in study[1]	%	with value[1]	%	Mean[2]	SD(Mean)
All													
BASELINE	n/a	500	100.0	474	94.8	76.81	21.56	500	100.0	467	93.4	74.92	21.84
CYCLE 2 DAY 1	n/a	491	98.2	476	96.9	83.57	18.09	492	98.4	473	96.1	83.12	18.22
CYCLE 3 DAY 1	n/a	487	97.4	468	96.1	84.19	18.00	486	97.2	471	96.9	83.16	17.98
CYCLE 5 DAY 1	n/a	482	96.4	462	95.9	84.60	18.75	477	95.4	459	96.2	82.04	19.93
TREATMENT COMPLETION	n/a	469	93.8	447	95.3	85.46	17.47	458	91.6	429	93.7	85.37	17.83
FOLLOW-UP MONTH 6	n/a	398	79.6	345	86.7	85.69	19.02	386	77.2	321	83.2	86.60	17.58
FOLLOW-UP MONTH 12	n/a	373	74.6	323	86.6	85.55	19.47	338	67.6	279	82.5	86.62	16.85
FOLLOW-UP MONTH 18	n/a	343	68.6	311	90.7	85.31	17.57	308	61.6	275	89.3	87.39	17.39
FOLLOW-UP MONTH 24	n/a	318	63.6	287	90.3	86.47	19.05	284	56.8	249	87.7	86.80	17.47
FOLLOW-UP MONTH 36	n/a	123	24.6	94	76.4	86.97	18.95	105	21.0	63	60.0	85.85	15.16
FOLLOW-UP MONTH 48	n/a	0	NE	0	NE	NE	NE	1	0.2	0	NE	NE	NE

[1] in study: number of subjects in study at respective visit; % based on baseline
with value: number of subjects in study and with value at respective visit - used for the calculation of the mean and SD; % based on patients in study at respective visit
[2] mean: descriptive statistics - absolute values
Baseline is defined as the last assessment prior to the first dose of study treatment. Only scheduled assessments are included in the table.
ETTV is mapped to the scheduled assessment that fits best after the last dose assessment (but will not be mapped to Follow-up assessments).
Clinical cut-off: 15JUN2022

Program: root/clinical_studies/RO5541077/CDPT7884/GO39942/data_analysis/ACE_BASE/prod/program/t_eff_mean.sas
Output: root/clinical_studies/RO5541077/CDPT7884/GO39942/data_analysis/ACE_FINAL_OS/prod/output/t_eff_mean_EQC30_IT_POOLED_15JUN2022_39942.xls
09FEB2023 20:53

POPULATION: Global and China Extension Population, Intent-To-Treat Population
ENDPOINT: EORTC QoL 30
MODEL: descriptive
STUDY: GO39942
Compliance/Mean

EORTC QLQ-C30: Fatigue

		Polatuzumab Vedotin + R-CHP (N=500)						R-CHOP (N=500)					
		Patients				Statistics		Patients				Statistics	
Name Visit	Level	in study[1]	%	with value[1]	%	Mean[2]	SD(Mean)	in study[1]	%	with value[1]	%	Mean[2]	SD(Mean)
All													
BASELINE	n/a	500	100.0	476	95.2	35.70	27.24	500	100.0	470	94.0	33.79	26.47
CYCLE 2 DAY 1	n/a	491	98.2	478	97.4	33.47	22.92	492	98.4	476	96.7	31.66	22.67
CYCLE 3 DAY 1	n/a	487	97.4	468	96.1	31.16	21.66	486	97.2	471	96.9	31.16	22.69
CYCLE 5 DAY 1	n/a	482	96.4	463	96.1	31.31	23.76	477	95.4	460	96.4	32.50	23.54
TREATMENT COMPLETION	n/a	469	93.8	449	95.7	24.02	21.83	458	91.6	427	93.2	24.28	20.73
FOLLOW-UP MONTH 6	n/a	398	79.6	347	87.2	20.89	21.76	386	77.2	326	84.5	20.45	19.22
FOLLOW-UP MONTH 12	n/a	373	74.6	323	86.6	19.75	21.13	338	67.6	282	83.4	20.11	20.70
FOLLOW-UP MONTH 18	n/a	343	68.6	311	90.7	18.79	20.35	308	61.6	275	89.3	20.73	21.90
FOLLOW-UP MONTH 24	n/a	318	63.6	286	89.9	19.43	20.75	284	56.8	251	88.4	19.57	19.57
FOLLOW-UP MONTH 36	n/a	123	24.6	95	77.2	19.18	19.41	105	21.0	63	60.0	22.40	22.18
FOLLOW-UP MONTH 48	n/a	0	NE	0	NE	NE	NE	1	0.2	0	NE	NE	NE

[1] in study: number of subjects in study at respective visit; % based on baseline
with value: number of subjects in study and with value at respective visit - used for the calculation of the mean and SD; % based on patients in study at respective visit
[2] mean: descriptive statistics - absolute values
Baseline is defined as the last assessment prior to the first dose of study treatment. Only scheduled assessments are included in the table.
ETTV is mapped to the scheduled assessment that fits best after the last dose assessment (but will not be mapped to Follow-up assessments).
Clinical cut-off: 15JUN2022

Program: root/clinical_studies/RO5541077/CDPT7884/GO39942/data_analysis/ACE_BASE/prod/program/t_eff_mean.sas
Output: root/clinical_studies/RO5541077/CDPT7884/GO39942/data_analysis/ACE_FINAL_OS/prod/output/t_eff_mean_EQC30_IT_POOLED_15JUN2022_39942.xls
09FEB2023 20:53

POPULATION: Global and China Extension Population, Intent-To-Treat Population
ENDPOINT: EORTC QoL 30
MODEL: descriptive
STUDY: GO39942
Compliance/Mean

EORTC QLQ-C30: Financial difficulties

		Polatuzumab Vedotin + R-CHP (N=500)						R-CHOP (N=500)					
		Patients				Statistics		Patients				Statistics	
Name Visit	Level	in study[1]	%	with value[1]	%	Mean[2]	SD(Mean)	in study[1]	%	with value[1]	%	Mean[2]	SD(Mean)
All													
BASELINE	n/a	500	100.0	471	94.2	20.31	29.66	500	100.0	463	92.6	22.68	30.34
CYCLE 2 DAY 1	n/a	491	98.2	475	96.7	16.70	26.02	492	98.4	472	95.9	18.08	26.83
CYCLE 3 DAY 1	n/a	487	97.4	464	95.3	17.67	25.99	486	97.2	468	96.3	17.31	26.93
CYCLE 5 DAY 1	n/a	482	96.4	459	95.2	16.99	25.82	477	95.4	458	96.0	17.25	26.66
TREATMENT COMPLETION	n/a	469	93.8	444	94.7	16.52	25.19	458	91.6	426	93.0	14.79	25.11
FOLLOW-UP MONTH 6	n/a	398	79.6	344	86.4	12.40	21.92	386	77.2	321	83.2	14.12	22.54
FOLLOW-UP MONTH 12	n/a	373	74.6	321	86.1	9.66	19.73	338	67.6	279	82.5	12.19	22.33
FOLLOW-UP MONTH 18	n/a	343	68.6	309	90.1	9.71	20.79	308	61.6	274	89.0	9.25	20.06
FOLLOW-UP MONTH 24	n/a	318	63.6	287	90.3	8.83	19.89	284	56.8	248	87.3	8.06	19.84
FOLLOW-UP MONTH 36	n/a	123	24.6	93	75.6	8.60	18.97	105	21.0	62	59.0	11.29	21.71
FOLLOW-UP MONTH 48	n/a	0	NE	0	NE	NE	NE	1	0.2	0	NE	NE	NE

[1] in study: number of subjects in study at respective visit; % based on baseline
with value: number of subjects in study and with value at respective visit - used for the calculation of the mean and SD; % based on patients in study at respective visit
[2] mean: descriptive statistics - absolute values
Baseline is defined as the last assessment prior to the first dose of study treatment. Only scheduled assessments are included in the table.
ETTV is mapped to the scheduled assessment that fits best after the last dose assessment (but will not be mapped to Follow-up assessments).
Clinical cut-off: 15JUN2022

Program: root/clinical_studies/RO5541077/CDPT7884/GO39942/data_analysis/ACE_BASE/prod/program/t_eff_mean.sas
Output: root/clinical_studies/RO5541077/CDPT7884/GO39942/data_analysis/ACE_FINAL_OS/prod/output/t_eff_mean_EQC30_IT_POOLED_15JUN2022_39942.xls
09FEB2023 20:53

POPULATION: Global and China Extension Population, Intent-To-Treat Population
ENDPOINT: EORTC QoL 30
MODEL: descriptive
STUDY: GO39942
Compliance/Mean

EORTC QLQ-C30: Nausea and vomiting

		Polatuzumab Vedotin + R-CHP (N=500)						R-CHOP (N=500)					
		Patients				Statistics		Patients				Statistics	
Name Visit	Level	in study[1]	%	with value[1]	%	Mean[2]	SD(Mean)	in study[1]	%	with value[1]	%	Mean[2]	SD(Mean)
All													
BASELINE	n/a	500	100.0	476	95.2	7.95	17.78	500	100.0	470	94.0	5.85	14.25
CYCLE 2 DAY 1	n/a	491	98.2	478	97.4	8.30	16.36	492	98.4	477	97.0	7.34	14.65
CYCLE 3 DAY 1	n/a	487	97.4	468	96.1	8.30	15.17	486	97.2	473	97.3	6.59	14.46
CYCLE 5 DAY 1	n/a	482	96.4	463	96.1	8.24	15.27	477	95.4	459	96.2	8.02	15.55
TREATMENT COMPLETION	n/a	469	93.8	449	95.7	2.75	9.44	458	91.6	427	93.2	2.26	7.58
FOLLOW-UP MONTH 6	n/a	398	79.6	347	87.2	2.31	7.88	386	77.2	326	84.5	2.15	8.20
FOLLOW-UP MONTH 12	n/a	373	74.6	323	86.6	3.51	11.29	338	67.6	282	83.4	1.77	6.51
FOLLOW-UP MONTH 18	n/a	343	68.6	311	90.7	2.47	7.53	308	61.6	275	89.3	2.42	10.08
FOLLOW-UP MONTH 24	n/a	318	63.6	286	89.9	2.86	9.50	284	56.8	251	88.4	1.73	7.55
FOLLOW-UP MONTH 36	n/a	123	24.6	95	77.2	1.93	6.37	105	21.0	64	61.0	1.56	6.45
FOLLOW-UP MONTH 48	n/a	0	NE	0	NE	NE	NE	1	0.2	0	NE	NE	NE

[1] in study: number of subjects in study at respective visit; % based on baseline
with value: number of subjects in study and with value at respective visit - used for the calculation of the mean and SD; % based on patients in study at respective visit
[2] mean: descriptive statistics - absolute values
Baseline is defined as the last assessment prior to the first dose of study treatment. Only scheduled assessments are included in the table.
ETTV is mapped to the scheduled assessment that fits best after the last dose assessment (but will not be mapped to Follow-up assessments).
Clinical cut-off: 15JUN2022

Program: root/clinical_studies/RO5541077/CDPT7884/GO39942/data_analysis/ACE_BASE/prod/program/t_eff_mean.sas
Output: root/clinical_studies/RO5541077/CDPT7884/GO39942/data_analysis/ACE_FINAL_OS/prod/output/t_eff_mean_EQC30_IT_POOLED_15JUN2022_39942.xls
09FEB2023 20:53

POPULATION: Global and China Extension Population, Intent-To-Treat Population
ENDPOINT: EORTC QoL 30
MODEL: descriptive
STUDY: GO39942
Compliance/Mean

EORTC QLQ-C30: Pain

		Polatuzumab Vedotin + R-CHP (N=500)						R-CHOP (N=500)					
		Patients				Statistics		Patients				Statistics	
Name Visit	Level	in study[1]	%	with value[1]	%	Mean[2]	SD(Mean)	in study[1]	%	with value[1]	%	Mean[2]	SD(Mean)
All													
BASELINE	n/a	500	100.0	476	95.2	29.38	30.36	500	100.0	470	94.0	27.66	30.41
CYCLE 2 DAY 1	n/a	491	98.2	478	97.4	17.26	22.15	492	98.4	477	97.0	16.21	22.46
CYCLE 3 DAY 1	n/a	487	97.4	468	96.1	15.60	21.95	486	97.2	472	97.1	15.32	21.43
CYCLE 5 DAY 1	n/a	482	96.4	464	96.3	13.65	20.42	477	95.4	459	96.2	15.58	23.02
TREATMENT COMPLETION	n/a	469	93.8	450	95.9	16.93	23.97	458	91.6	430	93.9	15.23	22.93
FOLLOW-UP MONTH 6	n/a	398	79.6	347	87.2	14.55	22.35	386	77.2	325	84.2	13.44	20.80
FOLLOW-UP MONTH 12	n/a	373	74.6	324	86.9	14.97	24.25	338	67.6	282	83.4	14.54	22.66
FOLLOW-UP MONTH 18	n/a	343	68.6	311	90.7	15.33	22.93	308	61.6	275	89.3	14.79	23.86
FOLLOW-UP MONTH 24	n/a	318	63.6	287	90.3	16.55	25.24	284	56.8	252	88.7	12.70	20.87
FOLLOW-UP MONTH 36	n/a	123	24.6	95	77.2	14.74	20.32	105	21.0	64	61.0	16.67	22.42
FOLLOW-UP MONTH 48	n/a	0	NE	0	NE	NE	NE	1	0.2	0	NE	NE	NE

[1] in study: number of subjects in study at respective visit; % based on baseline
with value: number of subjects in study and with value at respective visit - used for the calculation of the mean and SD; % based on patients in study at respective visit
[2] mean: descriptive statistics - absolute values
Baseline is defined as the last assessment prior to the first dose of study treatment. Only scheduled assessments are included in the table.
ETTV is mapped to the scheduled assessment that fits best after the last dose assessment (but will not be mapped to Follow-up assessments).
Clinical cut-off: 15JUN2022

Program: root/clinical_studies/RO5541077/CDPT7884/GO39942/data_analysis/ACE_BASE/prod/program/t_eff_mean.sas
Output: root/clinical_studies/RO5541077/CDPT7884/GO39942/data_analysis/ACE_FINAL_OS/prod/output/t_eff_mean_EQC30_IT_POOLED_15JUN2022_39942.xls
09FEB2023 20:53

POPULATION: Global and China Extension Population, Intent-To-Treat Population
ENDPOINT: EORTC QoL 30
MODEL: descriptive
STUDY: GO39942
Compliance/Mean

EORTC QLQ-C30: Physical functioning (revised)

		Polatuzumab Vedotin + R-CHP (N=500)						R-CHOP (N=500)					
		Patients				Statistics		Patients				Statistics	
Name Visit	Level	in study[1]	%	with value[1]	%	Mean[2]	SD(Mean)	in study[1]	%	with value[1]	%	Mean[2]	SD(Mean)
All													
BASELINE	n/a	500	100.0	475	95.0	80.39	21.96	500	100.0	470	94.0	80.68	22.50
CYCLE 2 DAY 1	n/a	491	98.2	477	97.1	80.55	19.27	492	98.4	475	96.5	82.33	18.86
CYCLE 3 DAY 1	n/a	487	97.4	468	96.1	82.56	18.60	486	97.2	472	97.1	82.40	19.49
CYCLE 5 DAY 1	n/a	482	96.4	464	96.3	82.53	18.76	477	95.4	460	96.4	81.49	19.11
TREATMENT COMPLETION	n/a	469	93.8	449	95.7	84.47	18.50	458	91.6	427	93.2	86.65	16.26
FOLLOW-UP MONTH 6	n/a	398	79.6	347	87.2	87.68	16.29	386	77.2	326	84.5	88.76	14.63
FOLLOW-UP MONTH 12	n/a	373	74.6	323	86.6	88.01	17.34	338	67.6	282	83.4	88.52	15.40
FOLLOW-UP MONTH 18	n/a	343	68.6	311	90.7	88.70	14.90	308	61.6	275	89.3	88.05	16.25
FOLLOW-UP MONTH 24	n/a	318	63.6	286	89.9	87.84	16.14	284	56.8	252	88.7	88.21	15.84
FOLLOW-UP MONTH 36	n/a	123	24.6	95	77.2	88.75	15.00	105	21.0	64	61.0	85.99	15.41
FOLLOW-UP MONTH 48	n/a	0	NE	0	NE	NE	NE	1	0.2	0	NE	NE	NE

[1] in study: number of subjects in study at respective visit; % based on baseline
with value: number of subjects in study and with value at respective visit - used for the calculation of the mean and SD; % based on patients in study at respective visit
[2] mean: descriptive statistics - absolute values
Baseline is defined as the last assessment prior to the first dose of study treatment. Only scheduled assessments are included in the table.
ETTV is mapped to the scheduled assessment that fits best after the last dose assessment (but will not be mapped to Follow-up assessments).
Clinical cut-off: 15JUN2022

Program: root/clinical_studies/RO5541077/CDPT7884/GO39942/data_analysis/ACE_BASE/prod/program/t_eff_mean.sas
Output: root/clinical_studies/RO5541077/CDPT7884/GO39942/data_analysis/ACE_FINAL_OS/prod/output/t_eff_mean_EQC30_IT_POOLED_15JUN2022_39942.xls
09FEB2023 20:53

POPULATION: Global and China Extension Population, Intent-To-Treat Population
ENDPOINT: EORTC QoL 30
MODEL: descriptive
STUDY: GO39942
Compliance/Mean

EORTC QLQ-C30: Global health status/QoL (revised)

		Polatuzumab Vedotin + R-CHP (N=500)						R-CHOP (N=500)					
		Patients				Statistics		Patients				Statistics	
Name Visit	Level	in study[1]	%	with value[1]	%	Mean[2]	SD(Mean)	in study[1]	%	with value[1]	%	Mean[2]	SD(Mean)
All													
BASELINE	n/a	500	100.0	473	94.6	60.13	24.54	500	100.0	466	93.2	62.09	23.97
CYCLE 2 DAY 1	n/a	491	98.2	476	96.9	67.03	18.90	492	98.4	471	95.7	70.17	20.34
CYCLE 3 DAY 1	n/a	487	97.4	467	95.9	69.49	18.74	486	97.2	469	96.5	71.02	19.02
CYCLE 5 DAY 1	n/a	482	96.4	462	95.9	69.50	18.95	477	95.4	459	96.2	69.01	20.29
TREATMENT COMPLETION	n/a	469	93.8	447	95.3	73.42	20.15	458	91.6	428	93.4	76.11	17.22
FOLLOW-UP MONTH 6	n/a	398	79.6	345	86.7	76.86	18.60	386	77.2	320	82.9	78.65	17.91
FOLLOW-UP MONTH 12	n/a	373	74.6	322	86.3	76.99	20.10	338	67.6	278	82.2	78.15	16.48
FOLLOW-UP MONTH 18	n/a	343	68.6	311	90.7	77.44	17.42	308	61.6	275	89.3	79.15	16.60
FOLLOW-UP MONTH 24	n/a	318	63.6	287	90.3	77.99	18.38	284	56.8	250	88.0	78.60	18.04
FOLLOW-UP MONTH 36	n/a	123	24.6	94	76.4	73.76	21.09	105	21.0	63	60.0	76.32	18.16
FOLLOW-UP MONTH 48	n/a	0	NE	0	NE	NE	NE	1	0.2	0	NE	NE	NE

[1] in study: number of subjects in study at respective visit; % based on baseline
with value: number of subjects in study and with value at respective visit - used for the calculation of the mean and SD; % based on patients in study at respective visit
[2] mean: descriptive statistics - absolute values
Baseline is defined as the last assessment prior to the first dose of study treatment. Only scheduled assessments are included in the table.
ETTV is mapped to the scheduled assessment that fits best after the last dose assessment (but will not be mapped to Follow-up assessments).
Clinical cut-off: 15JUN2022

Program: root/clinical_studies/RO5541077/CDPT7884/GO39942/data_analysis/ACE_BASE/prod/program/t_eff_mean.sas
Output: root/clinical_studies/RO5541077/CDPT7884/GO39942/data_analysis/ACE_FINAL_OS/prod/output/t_eff_mean_EQC30_IT_POOLED_15JUN2022_39942.xls
09FEB2023 20:53

POPULATION: Global and China Extension Population, Intent-To-Treat Population
ENDPOINT: EORTC QoL 30
MODEL: descriptive
STUDY: GO39942
Compliance/Mean

EORTC QLQ-C30: Role functioning (revised)

		Polatuzumab Vedotin + R-CHP (N=500)						R-CHOP (N=500)					
		Patients				Statistics		Patients				Statistics	
Name Visit	Level	in study[1]	%	with value[1]	%	Mean[2]	SD(Mean)	in study[1]	%	with value[1]	%	Mean[2]	SD(Mean)
All													
BASELINE	n/a	500	100.0	475	95.0	70.98	33.22	500	100.0	470	94.0	72.06	31.61
CYCLE 2 DAY 1	n/a	491	98.2	476	96.9	75.11	26.46	492	98.4	476	96.7	76.47	26.72
CYCLE 3 DAY 1	n/a	487	97.4	468	96.1	77.10	25.69	486	97.2	472	97.1	77.61	26.32
CYCLE 5 DAY 1	n/a	482	96.4	464	96.3	76.94	25.85	477	95.4	459	96.2	77.02	25.90
TREATMENT COMPLETION	n/a	469	93.8	449	95.7	81.66	24.40	458	91.6	427	93.2	84.43	21.70
FOLLOW-UP MONTH 6	n/a	398	79.6	347	87.2	86.26	22.42	386	77.2	326	84.5	88.29	18.72
FOLLOW-UP MONTH 12	n/a	373	74.6	323	86.6	87.20	22.97	338	67.6	281	83.1	89.26	19.07
FOLLOW-UP MONTH 18	n/a	343	68.6	311	90.7	88.26	20.67	308	61.6	275	89.3	87.58	21.83
FOLLOW-UP MONTH 24	n/a	318	63.6	286	89.9	88.93	20.47	284	56.8	251	88.4	88.71	20.08
FOLLOW-UP MONTH 36	n/a	123	24.6	95	77.2	88.60	21.37	105	21.0	64	61.0	87.76	17.38
FOLLOW-UP MONTH 48	n/a	0	NE	0	NE	NE	NE	1	0.2	0	NE	NE	NE

[1] in study: number of subjects in study at respective visit; % based on baseline
with value: number of subjects in study and with value at respective visit - used for the calculation of the mean and SD; % based on patients in study at respective visit
[2] mean: descriptive statistics - absolute values
Baseline is defined as the last assessment prior to the first dose of study treatment. Only scheduled assessments are included in the table.
ETTV is mapped to the scheduled assessment that fits best after the last dose assessment (but will not be mapped to Follow-up assessments).
Clinical cut-off: 15JUN2022

Program: root/clinical_studies/RO5541077/CDPT7884/GO39942/data_analysis/ACE_BASE/prod/program/t_eff_mean.sas
Output: root/clinical_studies/RO5541077/CDPT7884/GO39942/data_analysis/ACE_FINAL_OS/prod/output/t_eff_mean_EQC30_IT_POOLED_15JUN2022_39942.xls
09FEB2023 20:53

POPULATION: Global and China Extension Population, Intent-To-Treat Population
ENDPOINT: EORTC QoL 30
MODEL: descriptive
STUDY: GO39942
Compliance/Mean

EORTC QLQ-C30: Social functioning

		Polatuzumab Vedotin + R-CHP (N=500)						R-CHOP (N=500)					
		Patients				Statistics		Patients				Statistics	
Name Visit	Level	in study[1]	%	with value[1]	%	Mean[2]	SD(Mean)	in study[1]	%	with value[1]	%	Mean[2]	SD(Mean)
All													
BASELINE	n/a	500	100.0	474	94.8	74.58	28.63	500	100.0	465	93.0	74.30	27.70
CYCLE 2 DAY 1	n/a	491	98.2	475	96.7	76.14	24.09	492	98.4	473	96.1	77.27	24.66
CYCLE 3 DAY 1	n/a	487	97.4	467	95.9	77.66	24.60	486	97.2	471	96.9	78.70	23.33
CYCLE 5 DAY 1	n/a	482	96.4	462	95.9	78.93	23.49	477	95.4	458	96.0	78.28	23.76
TREATMENT COMPLETION	n/a	469	93.8	446	95.1	82.85	23.60	458	91.6	429	93.7	85.16	21.25
FOLLOW-UP MONTH 6	n/a	398	79.6	345	86.7	88.94	20.31	386	77.2	321	83.2	88.21	18.41
FOLLOW-UP MONTH 12	n/a	373	74.6	323	86.6	89.99	19.25	338	67.6	279	82.5	90.14	17.92
FOLLOW-UP MONTH 18	n/a	343	68.6	311	90.7	89.92	19.73	308	61.6	275	89.3	91.09	18.08
FOLLOW-UP MONTH 24	n/a	318	63.6	287	90.3	89.66	19.90	284	56.8	249	87.7	92.10	16.33
FOLLOW-UP MONTH 36	n/a	123	24.6	94	76.4	91.84	17.58	105	21.0	63	60.0	89.15	19.44
FOLLOW-UP MONTH 48	n/a	0	NE	0	NE	NE	NE	1	0.2	0	NE	NE	NE

[1] in study: number of subjects in study at respective visit; % based on baseline
with value: number of subjects in study and with value at respective visit - used for the calculation of the mean and SD; % based on patients in study at respective visit
[2] mean: descriptive statistics - absolute values
Baseline is defined as the last assessment prior to the first dose of study treatment. Only scheduled assessments are included in the table.
ETTV is mapped to the scheduled assessment that fits best after the last dose assessment (but will not be mapped to Follow-up assessments).
Clinical cut-off: 15JUN2022

Program: root/clinical_studies/RO5541077/CDPT7884/GO39942/data_analysis/ACE_BASE/prod/program/t_eff_mean.sas
Output: root/clinical_studies/RO5541077/CDPT7884/GO39942/data_analysis/ACE_FINAL_OS/prod/output/t_eff_mean_EQC30_IT_POOLED_15JUN2022_39942.xls
09FEB2023 20:53

POPULATION: Global and China Extension Population, Intent-To-Treat Population
ENDPOINT: EORTC QoL 30
MODEL: descriptive
STUDY: GO39942
Compliance/Mean

EORTC QLQ-C30: Insomnia

		Polatuzumab Vedotin + R-CHP (N=500)						R-CHOP (N=500)					
		Patients				Statistics		Patients				Statistics	
Name Visit	Level	in study[1]	%	with value[1]	%	Mean[2]	SD(Mean)	in study[1]	%	with value[1]	%	Mean[2]	SD(Mean)
All													
BASELINE	n/a	500	100.0	475	95.0	34.67	33.48	500	100.0	469	93.8	34.90	33.37
CYCLE 2 DAY 1	n/a	491	98.2	478	97.4	25.59	29.17	492	98.4	476	96.7	24.58	28.21
CYCLE 3 DAY 1	n/a	487	97.4	466	95.7	23.32	27.04	486	97.2	468	96.3	23.29	27.01
CYCLE 5 DAY 1	n/a	482	96.4	462	95.9	22.15	26.39	477	95.4	459	96.2	22.08	27.01
TREATMENT COMPLETION	n/a	469	93.8	449	95.7	19.38	25.36	458	91.6	427	93.2	17.80	25.55
FOLLOW-UP MONTH 6	n/a	398	79.6	347	87.2	17.39	25.13	386	77.2	325	84.2	17.74	25.45
FOLLOW-UP MONTH 12	n/a	373	74.6	323	86.6	18.58	25.99	338	67.6	281	83.1	17.44	25.52
FOLLOW-UP MONTH 18	n/a	343	68.6	311	90.7	18.33	24.90	308	61.6	275	89.3	18.91	27.57
FOLLOW-UP MONTH 24	n/a	318	63.6	286	89.9	18.07	25.36	284	56.8	251	88.4	19.12	26.28
FOLLOW-UP MONTH 36	n/a	123	24.6	95	77.2	17.19	24.24	105	21.0	64	61.0	19.27	25.75
FOLLOW-UP MONTH 48	n/a	0	NE	0	NE	NE	NE	1	0.2	0	NE	NE	NE

[1] in study: number of subjects in study at respective visit; % based on baseline
with value: number of subjects in study and with value at respective visit - used for the calculation of the mean and SD; % based on patients in study at respective visit
[2] mean: descriptive statistics - absolute values
Baseline is defined as the last assessment prior to the first dose of study treatment. Only scheduled assessments are included in the table.
ETTV is mapped to the scheduled assessment that fits best after the last dose assessment (but will not be mapped to Follow-up assessments).
Clinical cut-off: 15JUN2022

Program: root/clinical_studies/RO5541077/CDPT7884/GO39942/data_analysis/ACE_BASE/prod/program/t_eff_mean.sas
Output: root/clinical_studies/RO5541077/CDPT7884/GO39942/data_analysis/ACE_FINAL_OS/prod/output/t_eff_mean_EQC30_IT_POOLED_15JUN2022_39942.xls
09FEB2023 20:53

POPULATION: Global and China Extension Population, Intent-To-Treat Population
ENDPOINT: EORTC QoL 30
STUDY: GO39942
Line Plot of Mean by Visit

EORTC QLQ-C30: Appetite loss

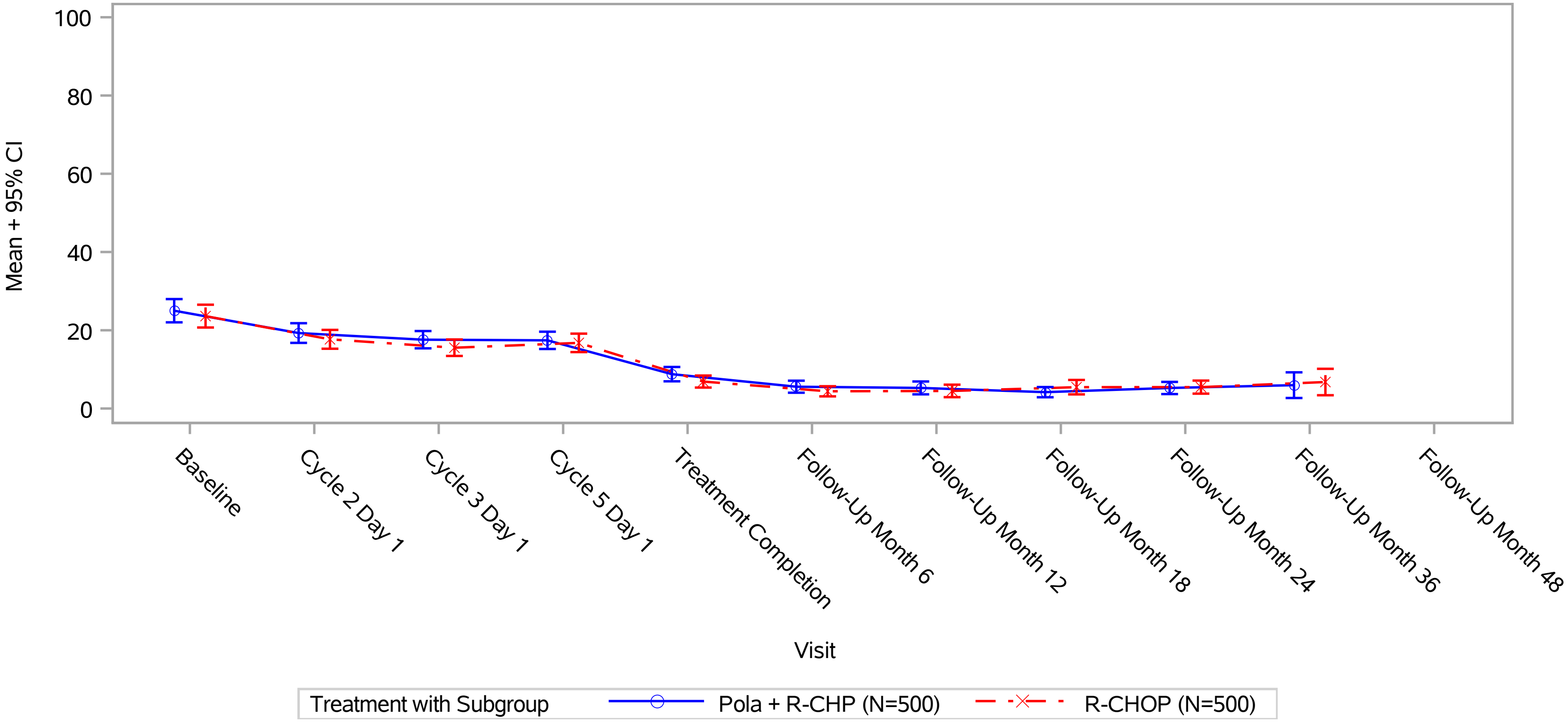

Baseline is defined as the last assessment prior to the first dose of study treatment. Only scheduled assessments are included in the plot.
ETTV is mapped to the scheduled assessment that fits best after the last dose assessment (but will not be mapped to Follow-up assessments).
Clinical cut-off: 15JUN2022

Program: ..ies/RO5541077/CDPT7884/GO39942/data_analysis/ACE_BASE/prod/program/g_mean_plot.sas
Output: ..a_analysis/ACE_FINAL_OS/prod/output/g_mean_plot_EQC30_IT_POOLED_15JUN2022_39942.pdf
09FEB2023 20:59

POPULATION: Global and China Extension Population, Intent-To-Treat Population
ENDPOINT: EORTC QoL 30
STUDY: GO39942
Line Plot of Mean by Visit

EORTC QLQ-C30: Cognitive functioning

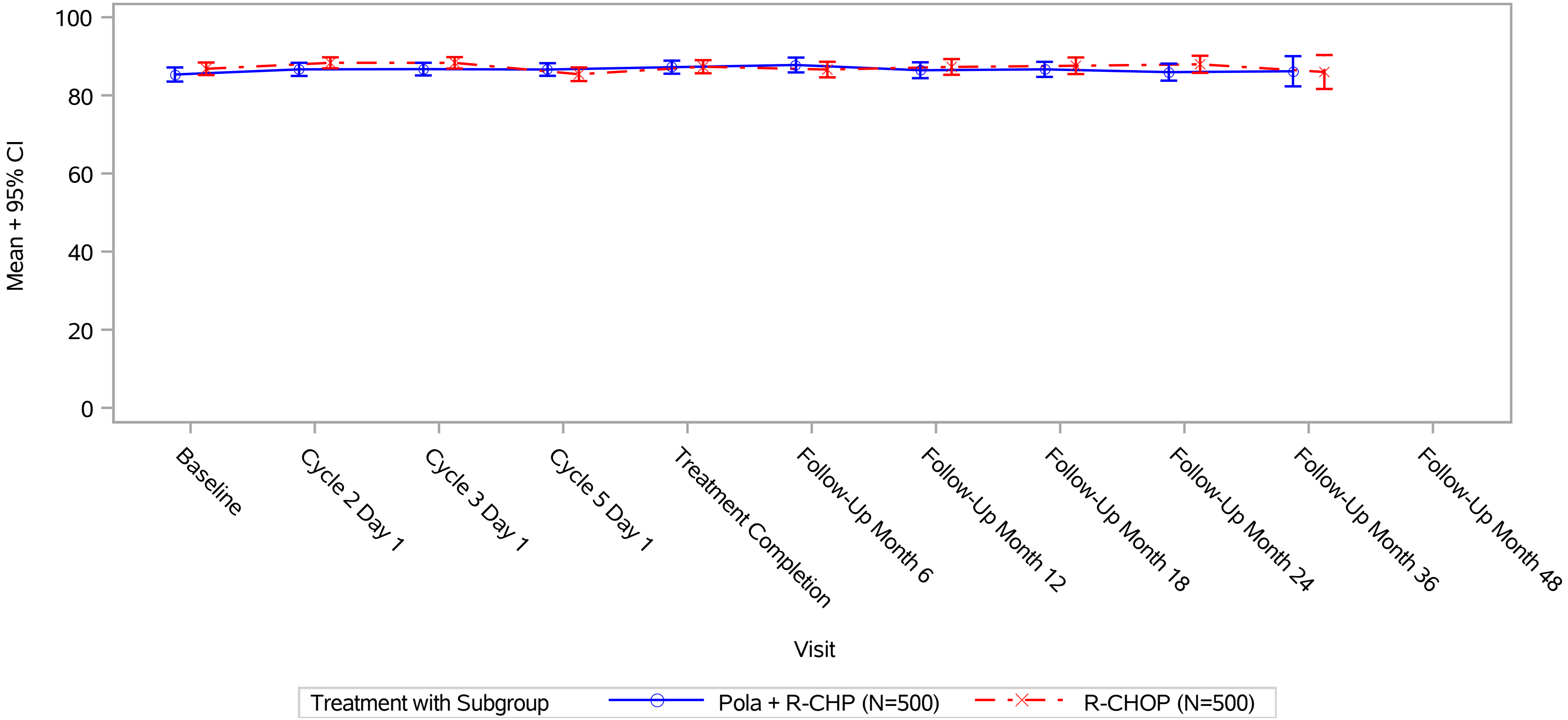

Baseline is defined as the last assessment prior to the first dose of study treatment. Only scheduled assessments are included in the plot.
ETTV is mapped to the scheduled assessment that fits best after the last dose assessment (but will not be mapped to Follow-up assessments).
Clinical cut-off: 15JUN2022

Program: ..ies/RO5541077/CDPT7884/GO39942/data_analysis/ACE_BASE/prod/program/g_mean_plot.sas
Output: ..a_analysis/ACE_FINAL_OS/prod/output/g_mean_plot_EQC30_IT_POOLED_15JUN2022_39942.pdf
09FEB2023 20:59

POPULATION: Global and China Extension Population, Intent-To-Treat Population
ENDPOINT: EORTC QoL 30
STUDY: GO39942
Line Plot of Mean by Visit

EORTC QLQ-C30: Constipation

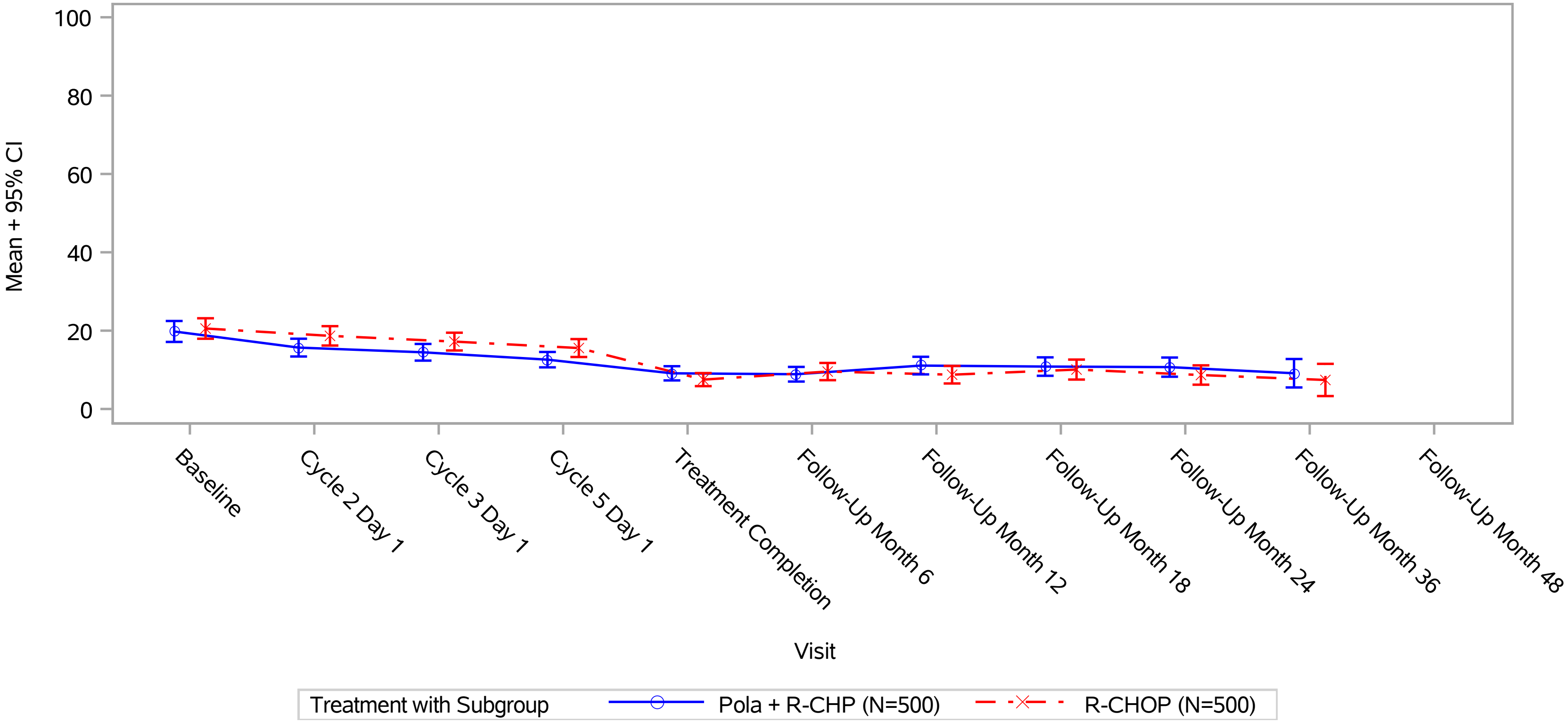

Baseline is defined as the last assessment prior to the first dose of study treatment. Only scheduled assessments are included in the plot.
ETTV is mapped to the scheduled assessment that fits best after the last dose assessment (but will not be mapped to Follow-up assessments).
Clinical cut-off: 15JUN2022

Program: ..ies/RO5541077/CDPT7884/GO39942/data_analysis/ACE_BASE/prod/program/g_mean_plot.sas
Output: ..a_analysis/ACE_FINAL_OS/prod/output/g_mean_plot_EQC30_IT_POOLED_15JUN2022_39942.pdf
09FEB2023 20:59

POPULATION: Global and China Extension Population, Intent-To-Treat Population
ENDPOINT: EORTC QoL 30
STUDY: GO39942

Line Plot of Mean by Visit

EORTC QLQ-C30: Diarrhoea

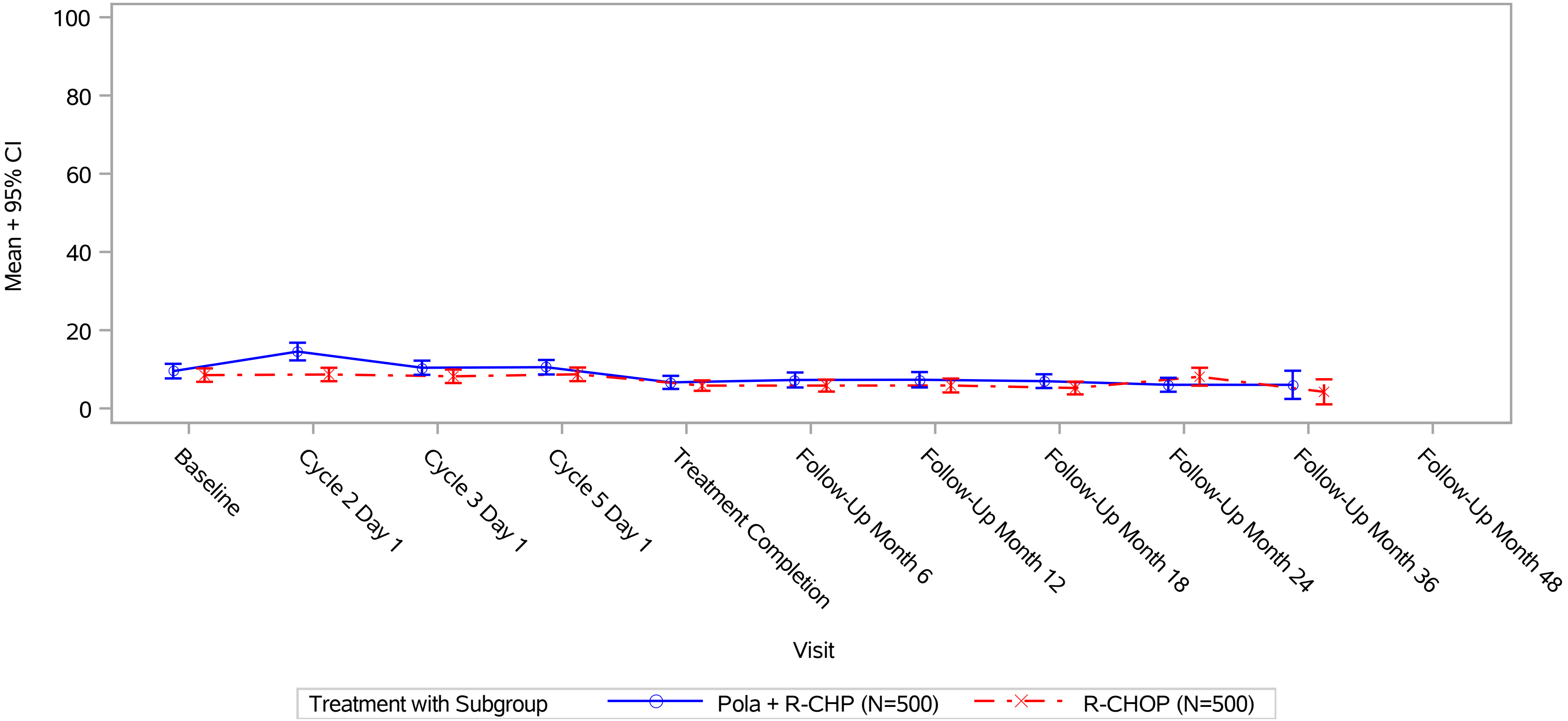

Baseline is defined as the last assessment prior to the first dose of study treatment. Only scheduled assessments are included in the plot.
ETTV is mapped to the scheduled assessment that fits best after the last dose assessment (but will not be mapped to Follow-up assessments).
Clinical cut-off: 15JUN2022

POPULATION: Global and China Extension Population, Intent-To-Treat Population
ENDPOINT: EORTC QoL 30
STUDY: GO39942
Line Plot of Mean by Visit
EORTC QLQ-C30: Dyspnoea

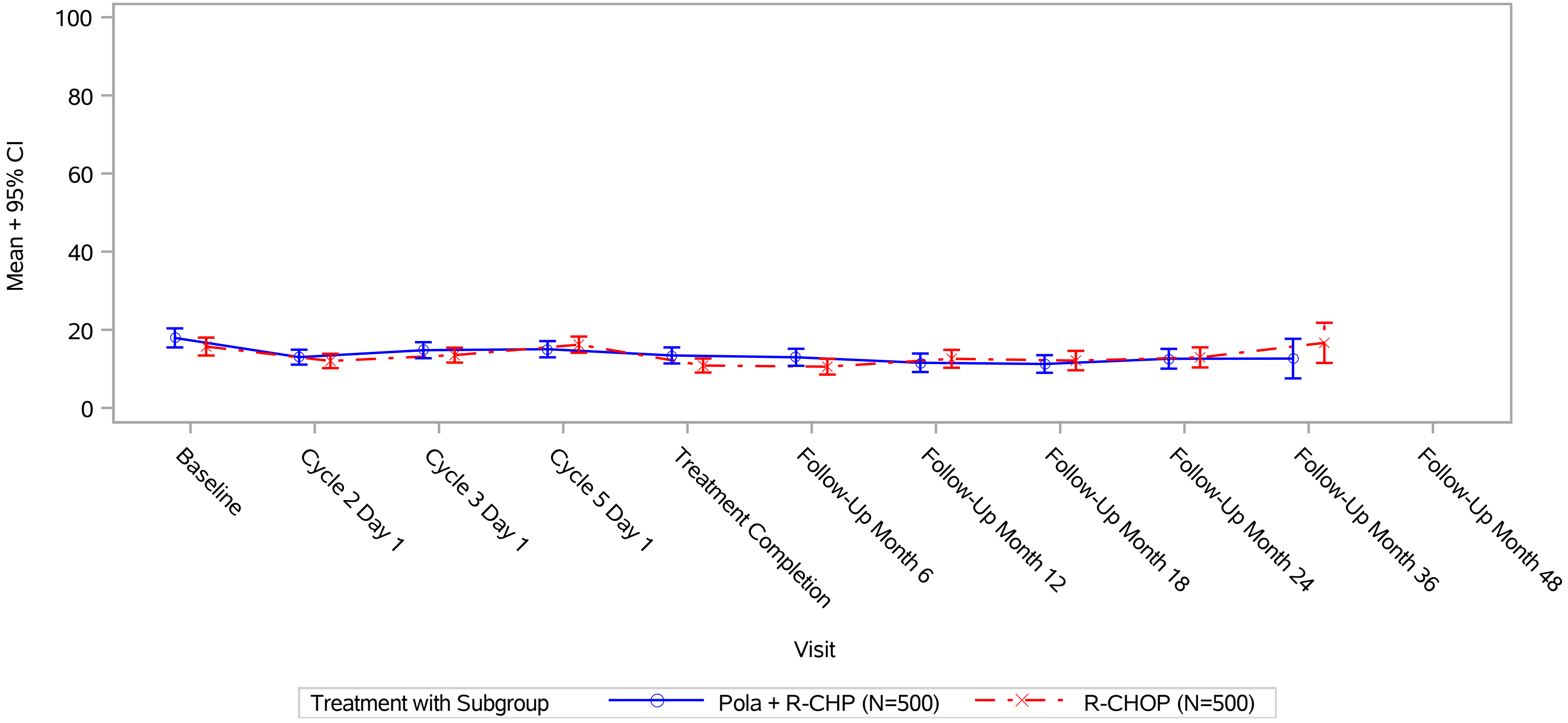

Baseline is defined as the last assessment prior to the first dose of study treatment. Only scheduled assessments are included in the plot.
ETTV is mapped to the scheduled assessment that fits best after the last dose assessment (but will not be mapped to Follow-up assessments).
Clinical cut-off: 15JUN2022

Program: ..ies/RO5541077/CDPT7884/GO39942/data_analysis/ACE_BASE/prod/program/g_mean_plot.sas
Output: ..a_analysis/ACE_FINAL_OS/prod/output/g_mean_plot_EQC30_IT_POOLED_15JUN2022_39942.pdf
09FEB2023 20:59

POPULATION: Global and China Extension Population, Intent-To-Treat Population
ENDPOINT: EORTC QoL 30
STUDY: GO39942
Line Plot of Mean by Visit
EORTC QLQ-C30: Emotional functioning

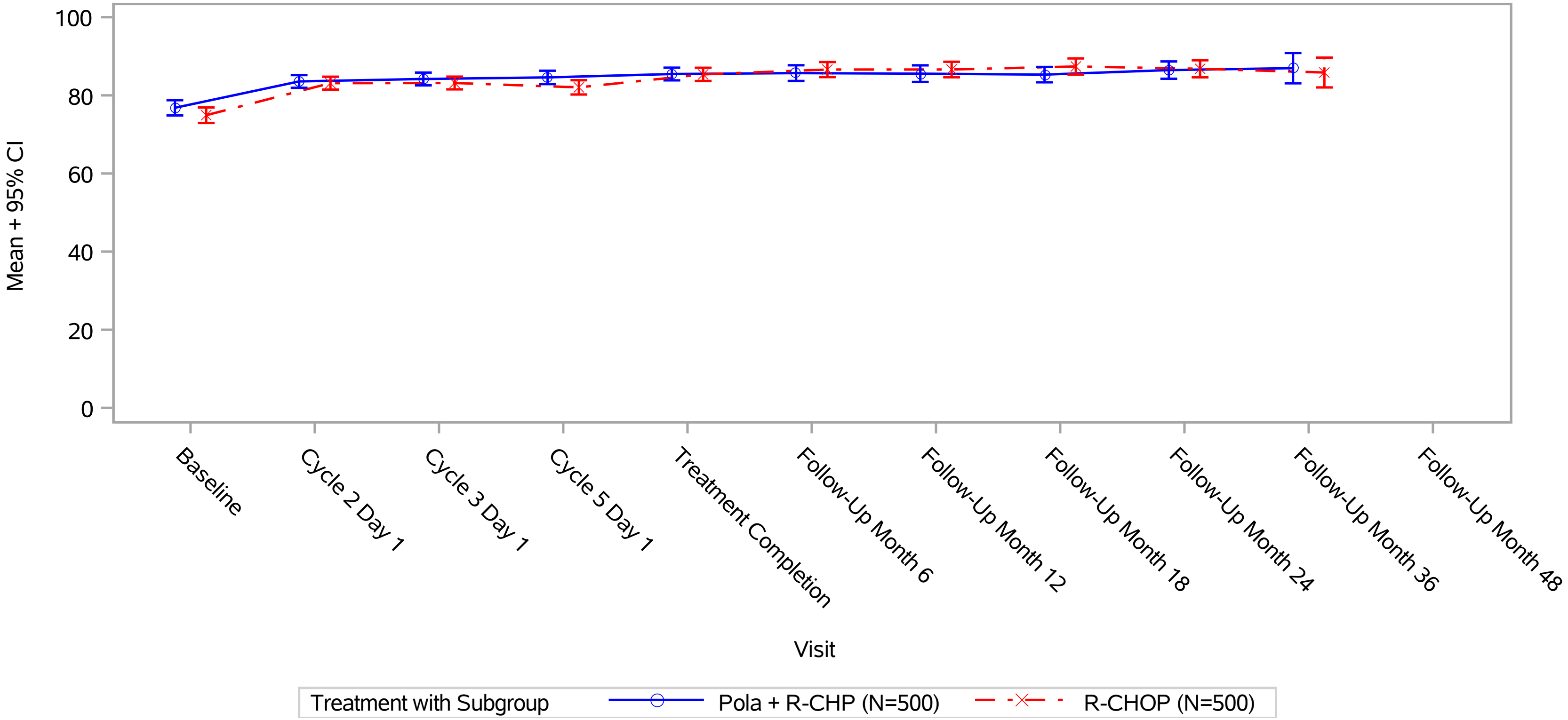

Baseline is defined as the last assessment prior to the first dose of study treatment. Only scheduled assessments are included in the plot.
ETTV is mapped to the scheduled assessment that fits best after the last dose assessment (but will not be mapped to Follow-up assessments).
Clinical cut-off: 15JUN2022

Program: ..ies/RO5541077/CDPT7884/GO39942/data_analysis/ACE_BASE/prod/program/g_mean_plot.sas
Output: ..a_analysis/ACE_FINAL_OS/prod/output/g_mean_plot_EQC30_IT_POOLED_15JUN2022_39942.pdf
09FEB2023 20:59

POPULATION: Global and China Extension Population, Intent-To-Treat Population
ENDPOINT: EORTC QoL 30
STUDY: GO39942
Line Plot of Mean by Visit
EORTC QLQ-C30: Fatigue

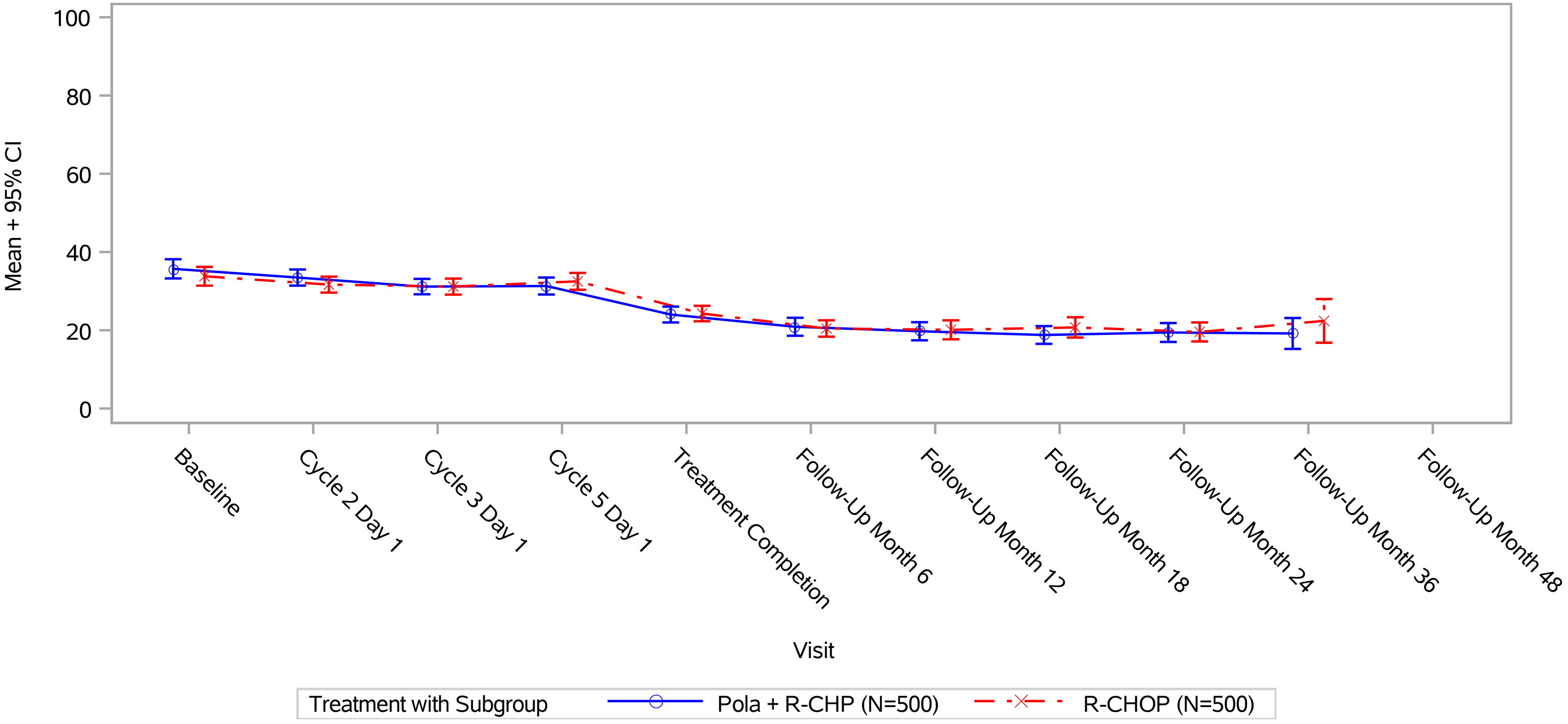

Baseline is defined as the last assessment prior to the first dose of study treatment. Only scheduled assessments are included in the plot.
ETTV is mapped to the scheduled assessment that fits best after the last dose assessment (but will not be mapped to Follow-up assessments).
Clinical cut-off: 15JUN2022

Program: ..ies/RO5541077/CDPT7884/GO39942/data_analysis/ACE_BASE/prod/program/g_mean_plot.sas
Output: ..a_analysis/ACE_FINAL_OS/prod/output/g_mean_plot_EQC30_IT_POOLED_15JUN2022_39942.pdf
09FEB2023 20:59

POPULATION: Global and China Extension Population, Intent-To-Treat Population
ENDPOINT: EORTC QoL 30
STUDY: GO39942
Line Plot of Mean by Visit

EORTC QLQ-C30: Financial difficulties

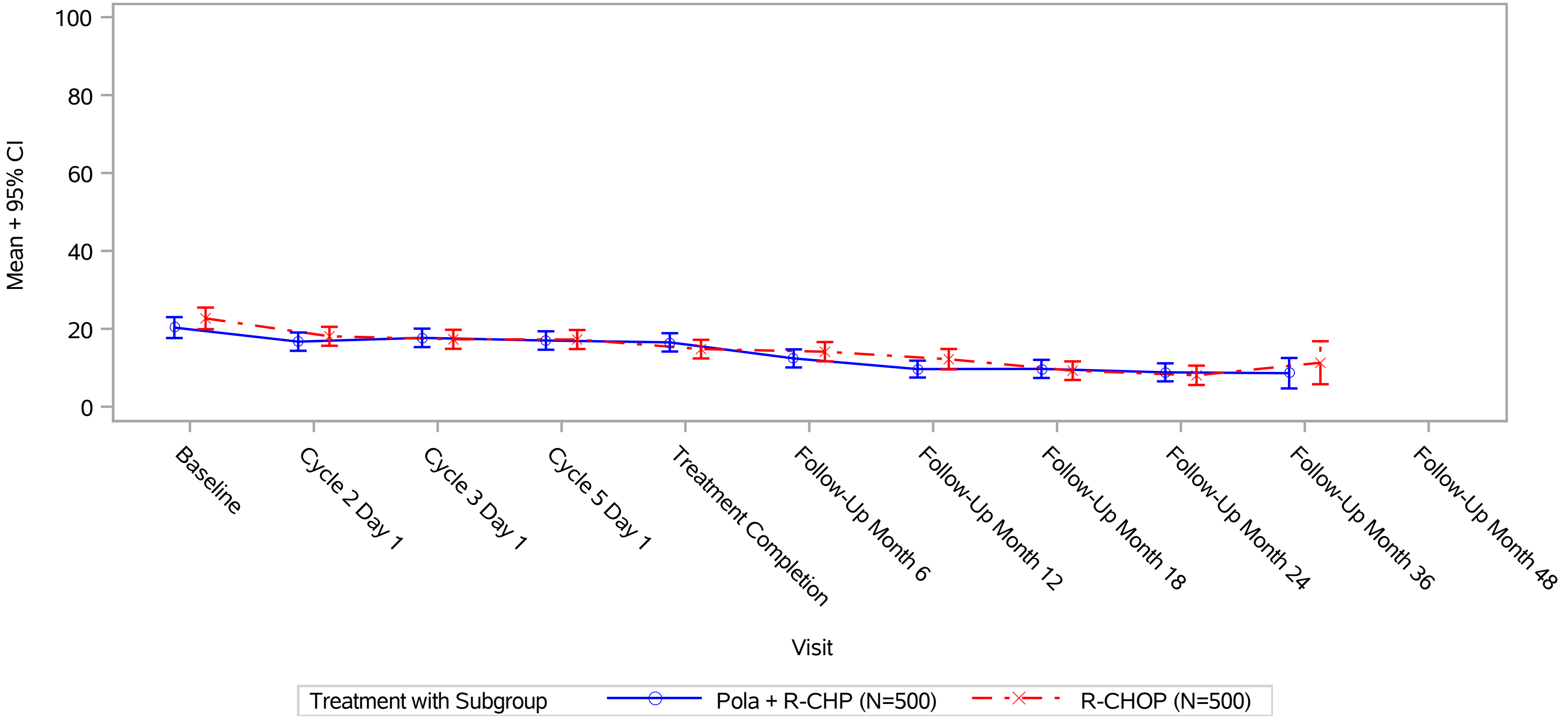

Baseline is defined as the last assessment prior to the first dose of study treatment. Only scheduled assessments are included in the plot.
ETTV is mapped to the scheduled assessment that fits best after the last dose assessment (but will not be mapped to Follow-up assessments).
Clinical cut-off: 15JUN2022

Program: ..ies/RO5541077/CDPT7884/GO39942/data_analysis/ACE_BASE/prod/program/g_mean_plot.sas
Output: ..a_analysis/ACE_FINAL_OS/prod/output/g_mean_plot_EQC30_IT_POOLED_15JUN2022_39942.pdf
09FEB2023 20:59

POPULATION: Global and China Extension Population, Intent-To-Treat Population
ENDPOINT: EORTC QoL 30
STUDY: GO39942

Line Plot of Mean by Visit

EORTC QLQ-C30: Nausea and vomiting

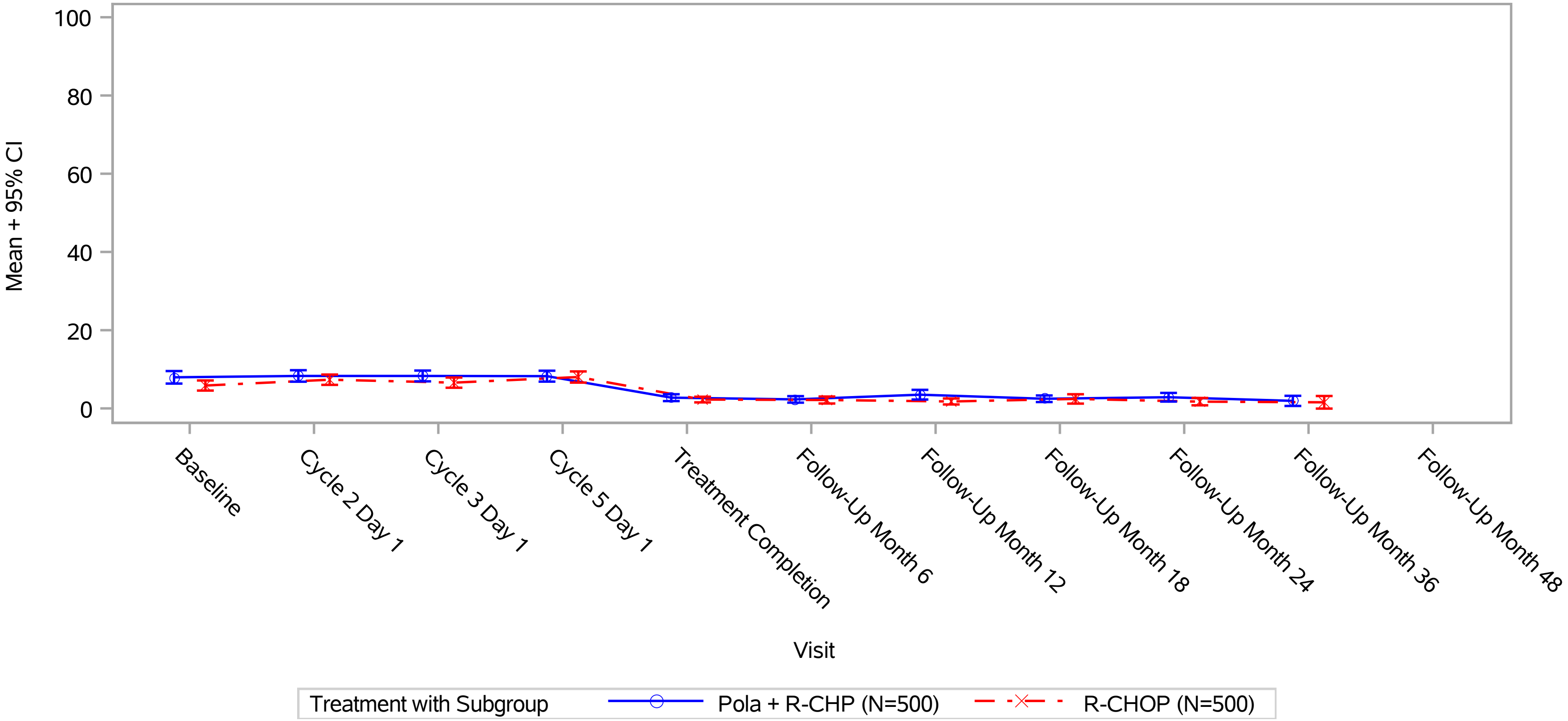

Baseline is defined as the last assessment prior to the first dose of study treatment. Only scheduled assessments are included in the plot.
ETTV is mapped to the scheduled assessment that fits best after the last dose assessment (but will not be mapped to Follow-up assessments).
Clinical cut-off: 15JUN2022

Program: ..ies/RO5541077/CDPT7884/GO39942/data_analysis/ACE_BASE/prod/program/g_mean_plot.sas
Output: ..a_analysis/ACE_FINAL_OS/prod/output/g_mean_plot_EQC30_IT_POOLED_15JUN2022_39942.pdf
09FEB2023 20:59

POPULATION: Global and China Extension Population, Intent-To-Treat Population
ENDPOINT: EORTC QoL 30
STUDY: GO39942
Line Plot of Mean by Visit

EORTC QLQ-C30: Pain

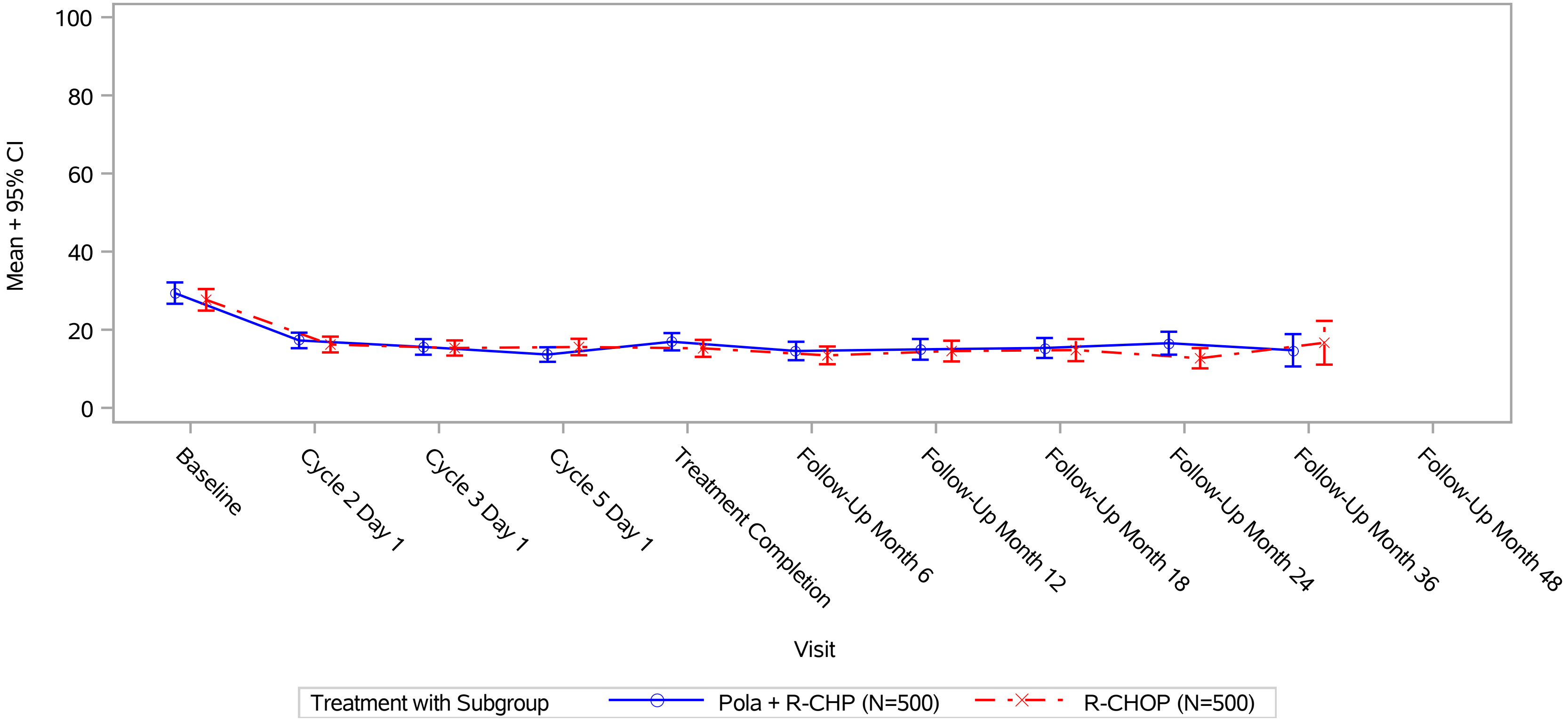

Baseline is defined as the last assessment prior to the first dose of study treatment. Only scheduled assessments are included in the plot.
ETTV is mapped to the scheduled assessment that fits best after the last dose assessment (but will not be mapped to Follow-up assessments).
Clinical cut-off: 15JUN2022

Program: ..ies/RO5541077/CDPT7884/GO39942/data_analysis/ACE_BASE/prod/program/g_mean_plot.sas
Output: ..a_analysis/ACE_FINAL_OS/prod/output/g_mean_plot_EQC30_IT_POOLED_15JUN2022_39942.pdf
09FEB2023 20:59

POPULATION: Global and China Extension Population, Intent-To-Treat Population
ENDPOINT: EORTC QoL 30
STUDY: GO39942

Line Plot of Mean by Visit

EORTC QLQ-C30: Physical functioning (revised)

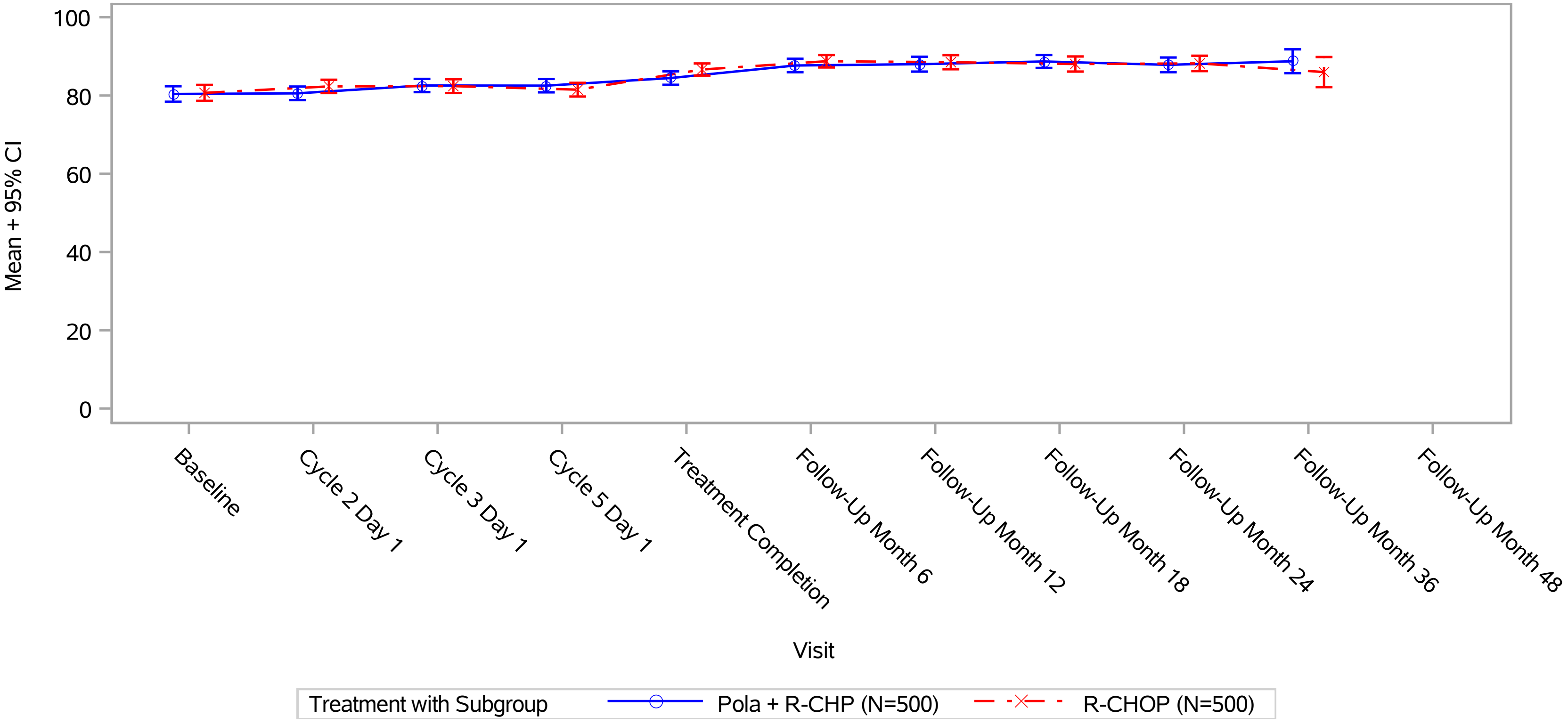

Baseline is defined as the last assessment prior to the first dose of study treatment. Only scheduled assessments are included in the plot.
ETTV is mapped to the scheduled assessment that fits best after the last dose assessment (but will not be mapped to Follow-up assessments).
Clinical cut-off: 15JUN2022

Program: ..ies/RO5541077/CDPT7884/GO39942/data_analysis/ACE_BASE/prod/program/g_mean_plot.sas
Output: ..a_analysis/ACE_FINAL_OS/prod/output/g_mean_plot_EQC30_IT_POOLED_15JUN2022_39942.pdf
09FEB2023 20:59

POPULATION: Global and China Extension Population, Intent-To-Treat Population
ENDPOINT: EORTC QoL 30
STUDY: GO39942
Line Plot of Mean by Visit
EORTC QLQ-C30: Global health status/QoL (revised)

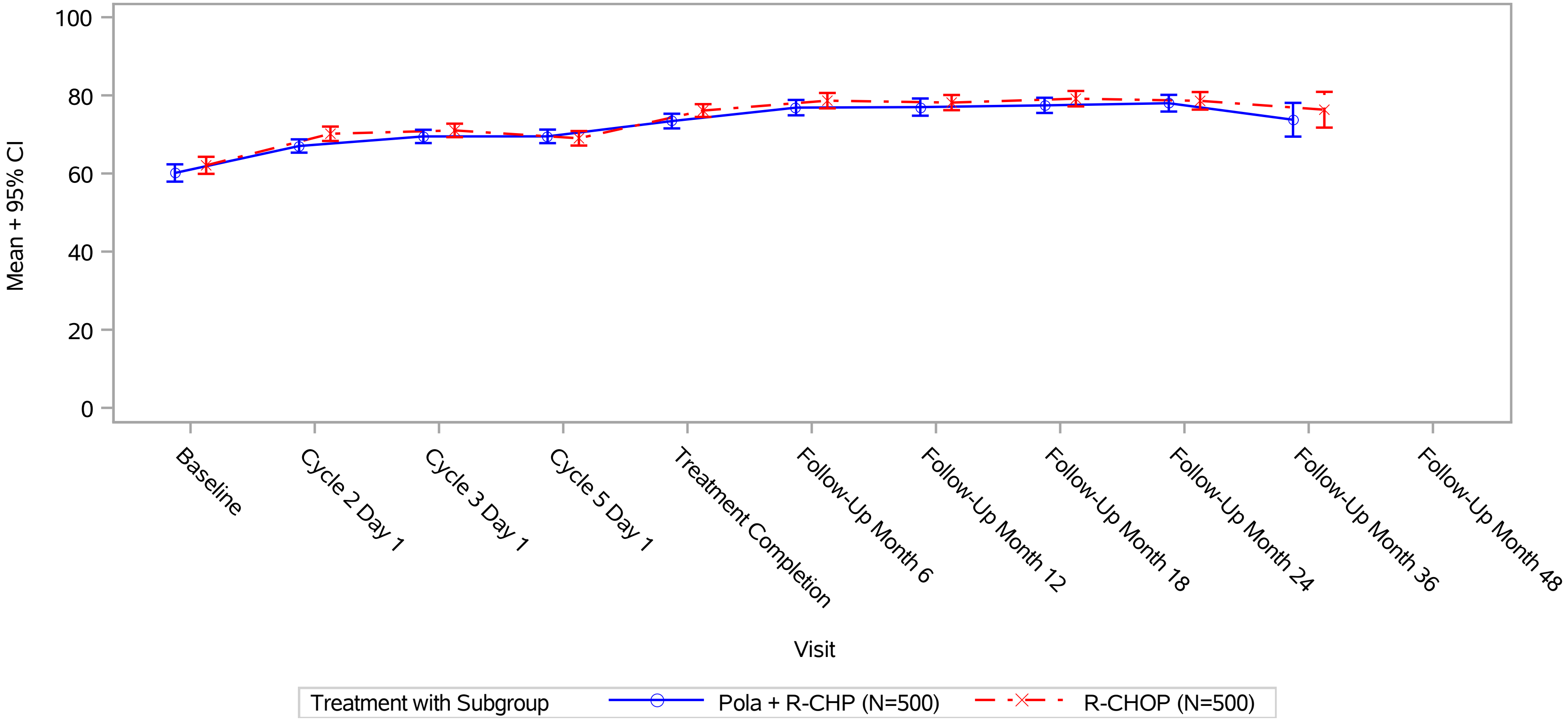

Baseline is defined as the last assessment prior to the first dose of study treatment. Only scheduled assessments are included in the plot.
ETTV is mapped to the scheduled assessment that fits best after the last dose assessment (but will not be mapped to Follow-up assessments).
Clinical cut-off: 15JUN2022

Program: ..ies/RO5541077/CDPT7884/GO39942/data_analysis/ACE_BASE/prod/program/g_mean_plot.sas
Output: ..a_analysis/ACE_FINAL_OS/prod/output/g_mean_plot_EQC30_IT_POOLED_15JUN2022_39942.pdf
09FEB2023 20:59

POPULATION: Global and China Extension Population, Intent-To-Treat Population
ENDPOINT: EORTC QoL 30
STUDY: GO39942
Line Plot of Mean by Visit

EORTC QLQ-C30: Role functioning (revised)

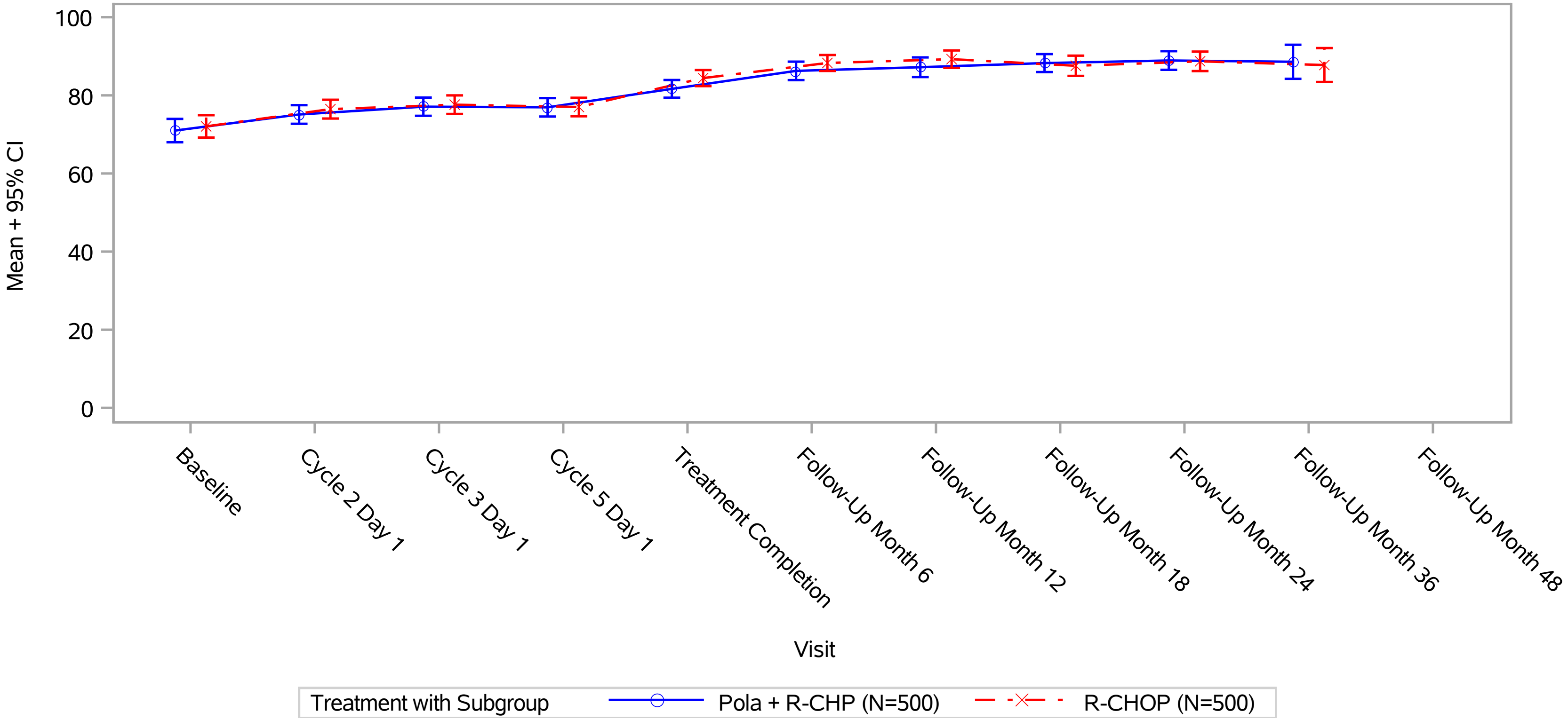

Baseline is defined as the last assessment prior to the first dose of study treatment. Only scheduled assessments are included in the plot.
ETTV is mapped to the scheduled assessment that fits best after the last dose assessment (but will not be mapped to Follow-up assessments).
Clinical cut-off: 15JUN2022

Program: ..ies/RO5541077/CDPT7884/GO39942/data_analysis/ACE_BASE/prod/program/g_mean_plot.sas
Output: ..a_analysis/ACE_FINAL_OS/prod/output/g_mean_plot_EQC30_IT_POOLED_15JUN2022_39942.pdf
09FEB2023 20:59

POPULATION: Global and China Extension Population, Intent-To-Treat Population
ENDPOINT: EORTC QoL 30
STUDY: GO39942
Line Plot of Mean by Visit

EORTC QLQ-C30: Social functioning

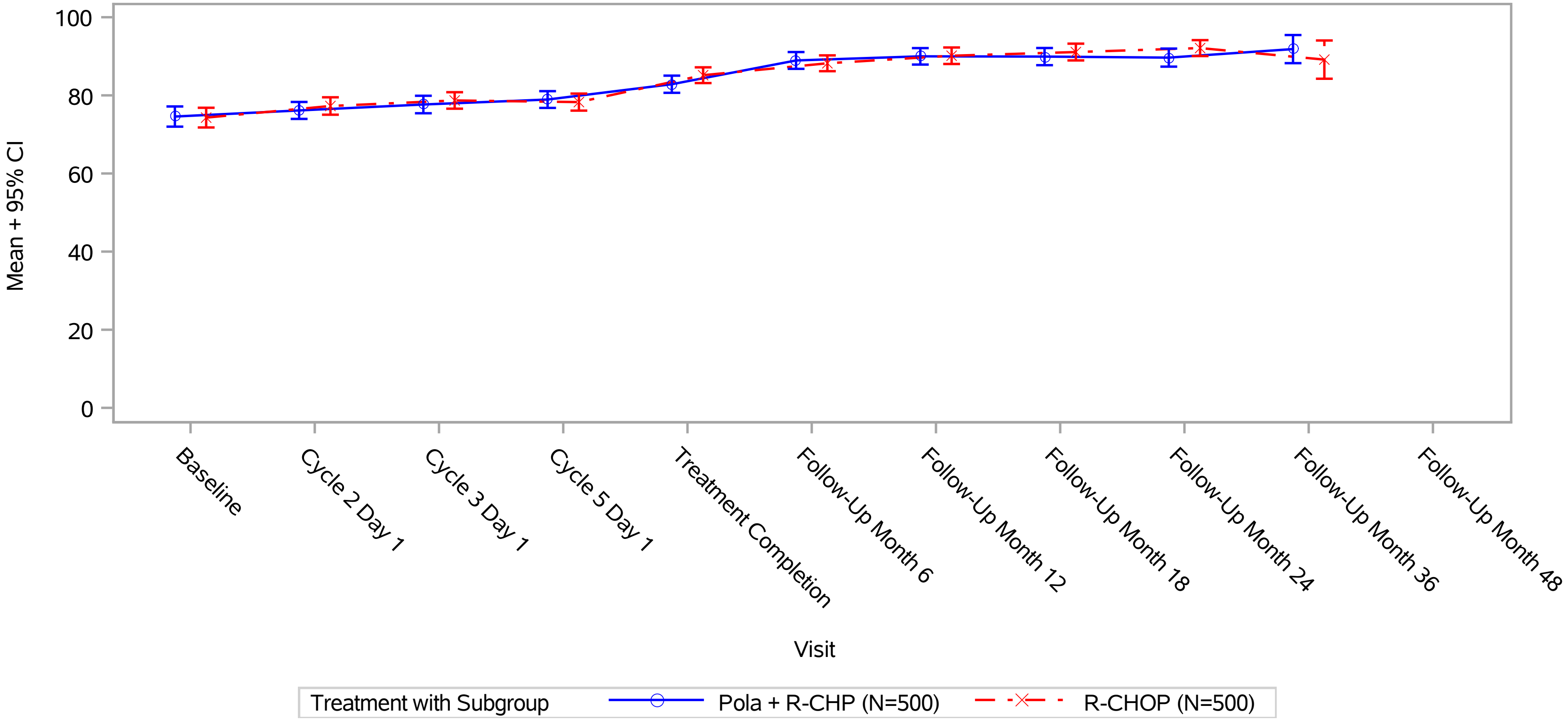

Baseline is defined as the last assessment prior to the first dose of study treatment. Only scheduled assessments are included in the plot.
ETTV is mapped to the scheduled assessment that fits best after the last dose assessment (but will not be mapped to Follow-up assessments).
Clinical cut-off: 15JUN2022

Program: ..ies/RO5541077/CDPT7884/GO39942/data_analysis/ACE_BASE/prod/program/g_mean_plot.sas
Output: ..a_analysis/ACE_FINAL_OS/prod/output/g_mean_plot_EQC30_IT_POOLED_15JUN2022_39942.pdf
09FEB2023 20:59

POPULATION: Global and China Extension Population, Intent-To-Treat Population
ENDPOINT: EORTC QoL 30
STUDY: GO39942
Line Plot of Mean by Visit

EORTC QLQ-C30: Insomnia

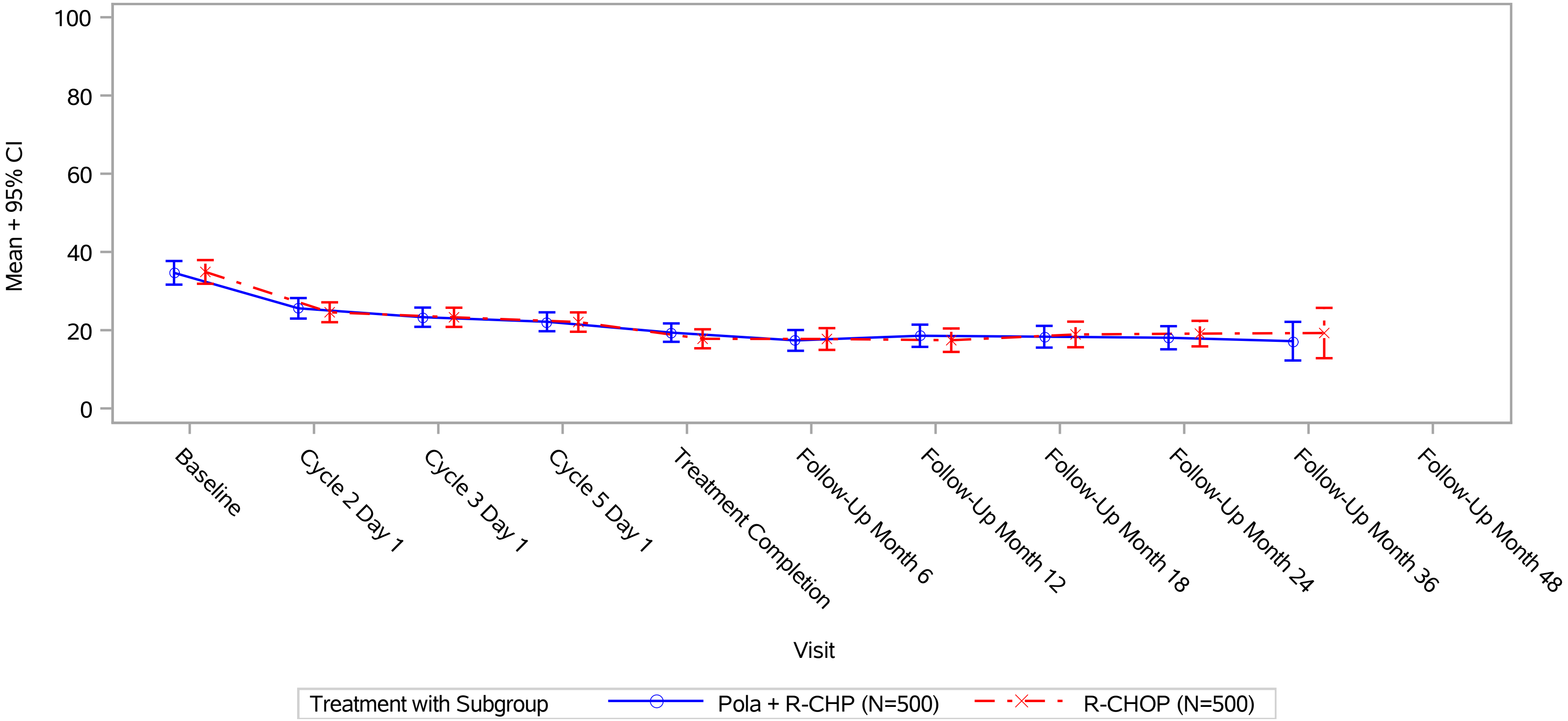

Baseline is defined as the last assessment prior to the first dose of study treatment. Only scheduled assessments are included in the plot.
ETTV is mapped to the scheduled assessment that fits best after the last dose assessment (but will not be mapped to Follow-up assessments).
Clinical cut-off: 15JUN2022

Program: ..ies/RO5541077/CDPT7884/GO39942/data_analysis/ACE_BASE/prod/program/g_mean_plot.sas
Output: ..a_analysis/ACE_FINAL_OS/prod/output/g_mean_plot_EQC30_IT_POOLED_15JUN2022_39942.pdf
09FEB2023 20:59

POPULATION: Global and China Extension Population, Intent-To-Treat Population
ENDPOINT: EORTC QLQ-C30: Deterioration (MID=10) at EOT
MODEL: Stratified Analysis by IPI score, Bulky disease, Geographical region
STUDY: GO39942
Dichotomous Analysis (Efficacy)

EORTC QLQ-C30: Deterioration (MID=10) at EOT in Appetite loss

		Polatuzumab Vedotin + R-CHP (N=500)				R-CHOP (N=500)				Polatuzumab Vedotin + R-CHP vs. R-CHOP																R-CHOP vs. Polatuzumab Vedotin + R-CHP				
		Patients		Patients with Event		Patients		Patients with Event		Odds Ratio					Absolute Risk Difference					Relative Risk						Relative Risk				
Name	Level	n	%	n	%	n	%	n	%	Odds Ratio		Convergence Reason	95% Lower CL	95% Upper CL	Absolute Risk		Convergence Reason	95% Lower CL	95% Upper CL	Relative Risk		Convergence Reason	95% Lower CL	95% Upper CL	p-value (Cochran-Mantel-Haenszel)	Relative Risk		Convergence Reason	95% Lower CL	95% Upper CL
All	n/a	435	87.0	48	11.0	404	80.8	35	8.7	1.33		Convergence criterion (GCONV=1E-8) satisfied.	0.84	2.10	0.017		Algorithm converged.	-0.024	0.059	1.30		Algorithm converged.	0.86	1.96	0.2230	0.77		Algorithm converged.	0.51	1.17

* indicates convergence problem. Result is uninterpretable.
OR is computed by stratified analysis, RR and ARD by adjusted analysis
Clinical cut-off: 15JUN2022

Program: root/clinical_studies/RO5541077/CDPT7884/GO39942/data_analysis/ACE_BASE/prod/program/t_eff_resp.sas
Output: root/clinical_studies/RO5541077/CDPT7884/GO39942/data_analysis/ACE_FINAL_OS/prod/output/t_eff_resp_str_QC3010ET_IT_POOLED_15JUN2022_39942.xls
13MAR2023 19:15

POPULATION: Global and China Extension Population, Intent-To-Treat Population
ENDPOINT: EORTC QLQ-C30: Deterioration (MID=10) at EOT
MODEL: Stratified Analysis by IPI score, Bulky disease, Geographical region
STUDY: GO39942
Dichotomous Analysis (Efficacy)

EORTC QLQ-C30: Deterioration (MID=10) at EOT in Cognitive functioning

		Polatuzumab Vedotin + R-CHP (N=500)				R-CHOP (N=500)				Polatuzumab Vedotin + R-CHP vs. R-CHOP																R-CHOP vs. Polatuzumab Vedotin + R-CHP				
		Patients		Patients with Event		Patients		Patients with Event		Odds Ratio					Absolute Risk Difference					Relative Risk						Relative Risk				
Name	Level	n	%	n	%	n	%	n	%	Odds Ratio		Convergence Reason	95% Lower CL	95% Upper CL	Absolute Risk		Convergence Reason	95% Lower CL	95% Upper CL	Relative Risk		Convergence Reason	95% Lower CL	95% Upper CL	p-value (Cochran-Mantel-Haenszel)	Relative Risk		Convergence Reason	95% Lower CL	95% Upper CL
All	n/a	433	86.6	98	22.6	403	80.6	101	25.1	0.87		Convergence criterion (GCONV=1E-8) satisfied.	0.63	1.20	-0.024		Algorithm converged.	-0.081	0.033	0.90		Algorithm converged.	0.71	1.14	0.4087	1.11		Algorithm converged.	0.87	1.42

* indicates convergence problem. Result is uninterpretable.
OR is computed by stratified analysis, RR and ARD by adjusted analysis
Clinical cut-off: 15JUN2022

Program: root/clinical_studies/RO5541077/CDPT7884/GO39942/data_analysis/ACE_BASE/prod/program/t_eff_resp.sas
Output: root/clinical_studies/RO5541077/CDPT7884/GO39942/data_analysis/ACE_FINAL_OS/prod/output/t_eff_resp_str_QC3010ET_IT_POOLED_15JUN2022_39942.xls
13MAR2023 19:15

POPULATION: Global and China Extension Population, Intent-To-Treat Population
ENDPOINT: EORTC QLQ-C30: Deterioration (MID=10) at EOT
MODEL: Stratified Analysis by IPI score, Bulky disease, Geographical region
STUDY: GO39942
Dichotomous Analysis (Efficacy)

EORTC QLQ-C30: Deterioration (MID=10) at EOT in Constipation

		Polatuzumab Vedotin + R-CHP (N=500)				R-CHOP (N=500)				Polatuzumab Vedotin + R-CHP vs. R-CHOP																R-CHOP vs. Polatuzumab Vedotin + R-CHP				
		Patients		Patients with Event		Patients		Patients with Event		Odds Ratio					Absolute Risk Difference					Relative Risk						Relative Risk				
Name	Level	n	%	n	%	n	%	n	%	Odds Ratio		Convergence Reason	95% Lower CL	95% Upper CL	Absolute Risk		Convergence Reason	95% Lower CL	95% Upper CL	Relative Risk		Convergence Reason	95% Lower CL	95% Upper CL	p-value (Cochran-Mantel-Haenszel)	Relative Risk		Convergence Reason	95% Lower CL	95% Upper CL
All	n/a	431	86.2	46	10.7	397	79.4	27	6.8	1.62		Convergence criterion (GCONV=1E-8) satisfied.	0.99	2.65	0.038		Algorithm converged.	0.000	0.076	1.57		Algorithm converged.	1.00	2.47	0.0551	0.64		Algorithm converged.	0.40	1.00

* indicates convergence problem. Result is uninterpretable.
OR is computed by stratified analysis, RR and ARD by adjusted analysis
Clinical cut-off: 15JUN2022

Program: root/clinical_studies/RO5541077/CDPT7884/GO39942/data_analysis/ACE_BASE/prod/program/t_eff_resp.sas
Output: root/clinical_studies/RO5541077/CDPT7884/GO39942/data_analysis/ACE_FINAL_OS/prod/output/t_eff_resp_str_QC3010ET_IT_POOLED_15JUN2022_39942.xls
13MAR2023 19:15

POPULATION: Global and China Extension Population, Intent-To-Treat Population
ENDPOINT: EORTC QLQ-C30: Deterioration (MID=10) at EOT
MODEL: Stratified Analysis by IPI score, Bulky disease, Geographical region
STUDY: GO39942
Dichotomous Analysis (Efficacy)

EORTC QLQ-C30: Deterioration (MID=10) at EOT in Diarrhoea

		Polatuzumab Vedotin + R-CHP (N=500)				R-CHOP (N=500)				Polatuzumab Vedotin + R-CHP vs. R-CHOP																R-CHOP vs. Polatuzumab Vedotin + R-CHP				
		Patients		Patients with Event		Patients		Patients with Event		Odds Ratio					Absolute Risk Difference					Relative Risk						Relative Risk				
Name	Level	n	%	n	%	n	%	n	%	Odds Ratio		Convergence Reason	95% Lower CL	95% Upper CL	Absolute Risk		Convergence Reason	95% Lower CL	95% Upper CL	Relative Risk		Convergence Reason	95% Lower CL	95% Upper CL	p-value (Cochran-Mantel-Haenszel)	Relative Risk		Convergence Reason	95% Lower CL	95% Upper CL
All	n/a	429	85.8	48	11.2	403	80.6	42	10.4	1.08		Convergence criterion (GCONV=1E-8) satisfied.	0.69	1.67	0.012		Algorithm converged.	-0.030	0.054	1.07		Algorithm converged.	0.72	1.57	0.7445	0.94		Algorithm converged.	0.64	1.39

* indicates convergence problem. Result is uninterpretable.
OR is computed by stratified analysis, RR and ARD by adjusted analysis
Clinical cut-off: 15JUN2022

Program: root/clinical_studies/RO5541077/CDPT7884/GO39942/data_analysis/ACE_BASE/prod/program/t_eff_resp.sas
Output: root/clinical_studies/RO5541077/CDPT7884/GO39942/data_analysis/ACE_FINAL_OS/prod/output/t_eff_resp_str_QC3010ET_IT_POOLED_15JUN2022_39942.xls
13MAR2023 19:15

POPULATION: Global and China Extension Population, Intent-To-Treat Population
ENDPOINT: EORTC QLQ-C30: Deterioration (MID=10) at EOT
MODEL: Stratified Analysis by IPI score, Bulky disease, Geographical region
STUDY: GO39942
Dichotomous Analysis (Efficacy)

EORTC QLQ-C30: Deterioration (MID=10) at EOT in Dyspnoea

		Polatuzumab Vedotin + R-CHP (N=500)				R-CHOP (N=500)				Polatuzumab Vedotin + R-CHP vs. R-CHOP																R-CHOP vs. Polatuzumab Vedotin + R-CHP				
		Patients		Patients with Event		Patients		Patients with Event		Odds Ratio					Absolute Risk Difference					Relative Risk						Relative Risk				
Name	Level	n	%	n	%	n	%	n	%	Odds Ratio		Convergence Reason	95% Lower CL	95% Upper CL	Absolute Risk		Convergence Reason	95% Lower CL	95% Upper CL	Relative Risk		Convergence Reason	95% Lower CL	95% Upper CL	p-value (Cochran-Mantel-Haenszel)	Relative Risk		Convergence Reason	95% Lower CL	95% Upper CL
All	n/a	436	87.2	75	17.2	405	81.0	60	14.8	1.22		Convergence criterion (GCONV=1E-8) satisfied.	0.84	1.77	0.031		Algorithm converged.	-0.016	0.079	1.16		Algorithm converged.	0.85	1.57	0.2928	0.86		Algorithm converged.	0.64	1.18

* indicates convergence problem. Result is uninterpretable.
OR is computed by stratified analysis, RR and ARD by adjusted analysis
Clinical cut-off: 15JUN2022

Program: root/clinical_studies/RO5541077/CDPT7884/GO39942/data_analysis/ACE_BASE/prod/program/t_eff_resp.sas
Output: root/clinical_studies/RO5541077/CDPT7884/GO39942/data_analysis/ACE_FINAL_OS/prod/output/t_eff_resp_str_QC3010ET_IT_POOLED_15JUN2022_39942.xls
13MAR2023 19:15

POPULATION: Global and China Extension Population, Intent-To-Treat Population
ENDPOINT: EORTC QLQ-C30: Deterioration (MID=10) at EOT
MODEL: Stratified Analysis by IPI score, Bulky disease, Geographical region
STUDY: GO39942
Dichotomous Analysis (Efficacy)

EORTC QLQ-C30: Deterioration (MID=10) at EOT in Emotional functioning

		Polatuzumab Vedotin + R-CHP (N=500)				R-CHOP (N=500)				Polatuzumab Vedotin + R-CHP vs. R-CHOP																R-CHOP vs. Polatuzumab Vedotin + R-CHP				
		Patients		Patients with Event		Patients		Patients with Event		Odds Ratio					Absolute Risk Difference					Relative Risk						Relative Risk				
Name	Level	n	%	n	%	n	%	n	%	Odds Ratio		Convergence Reason	95% Lower CL	95% Upper CL	Absolute Risk		Convergence Reason	95% Lower CL	95% Upper CL	Relative Risk		Convergence Reason	95% Lower CL	95% Upper CL	p-value (Cochran-Mantel-Haenszel)	Relative Risk		Convergence Reason	95% Lower CL	95% Upper CL
All	n/a	433	86.6	45	10.4	404	80.8	33	8.2	1.28		Convergence criterion (GCONV=1E-8) satisfied.	0.80	2.06	0.015		Algorithm converged.	-0.024	0.055	1.29		Algorithm converged.	0.84	1.97	0.2979	0.78		Algorithm converged.	0.51	1.19

* indicates convergence problem. Result is uninterpretable.
OR is computed by stratified analysis, RR and ARD by adjusted analysis
Clinical cut-off: 15JUN2022

Program: root/clinical_studies/RO5541077/CDPT7884/GO39942/data_analysis/ACE_BASE/prod/program/t_eff_resp.sas
Output: root/clinical_studies/RO5541077/CDPT7884/GO39942/data_analysis/ACE_FINAL_OS/prod/output/t_eff_resp_str_QC3010ET_IT_POOLED_15JUN2022_39942.xls
13MAR2023 19:15

POPULATION: Global and China Extension Population, Intent-To-Treat Population
ENDPOINT: EORTC QLQ-C30: Deterioration (MID=10) at EOT
MODEL: Stratified Analysis by IPI score, Bulky disease, Geographical region
STUDY: GO39942
Dichotomous Analysis (Efficacy)

EORTC QLQ-C30: Deterioration (MID=10) at EOT in Fatigue

		Polatuzumab Vedotin + R-CHP (N=500)				R-CHOP (N=500)				Polatuzumab Vedotin + R-CHP vs. R-CHOP																R-CHOP vs. Polatuzumab Vedotin + R-CHP				
		Patients		Patients with Event		Patients		Patients with Event		Odds Ratio					Absolute Risk Difference					Relative Risk						Relative Risk				
Name	Level	n	%	n	%	n	%	n	%	Odds Ratio		Convergence Reason	95% Lower CL	95% Upper CL	Absolute Risk		Convergence Reason	95% Lower CL	95% Upper CL	Relative Risk		Convergence Reason	95% Lower CL	95% Upper CL	p-value (Cochran-Mantel-Haenszel)	Relative Risk		Convergence Reason	95% Lower CL	95% Upper CL
All	n/a	436	87.2	102	23.4	404	80.8	114	28.2	0.78		Convergence criterion (GCONV=1E-8) satisfied.	0.57	1.07	-0.052		Algorithm converged.	-0.110	0.006	0.85		Algorithm converged.	0.67	1.06	0.1195	1.18		Algorithm converged.	0.94	1.48

* indicates convergence problem. Result is uninterpretable.
OR is computed by stratified analysis, RR and ARD by adjusted analysis
Clinical cut-off: 15JUN2022

Program: root/clinical_studies/RO5541077/CDPT7884/GO39942/data_analysis/ACE_BASE/prod/program/t_eff_resp.sas
Output: root/clinical_studies/RO5541077/CDPT7884/GO39942/data_analysis/ACE_FINAL_OS/prod/output/t_eff_resp_str_QC3010ET_IT_POOLED_15JUN2022_39942.xls
13MAR2023 19:15

POPULATION: Global and China Extension Population, Intent-To-Treat Population
ENDPOINT: EORTC QLQ-C30: Deterioration (MID=10) at EOT
MODEL: Stratified Analysis by IPI score, Bulky disease, Geographical region
STUDY: GO39942
Dichotomous Analysis (Efficacy)

EORTC QLQ-C30: Deterioration (MID=10) at EOT in Financial difficulties

		Polatuzumab Vedotin + R-CHP (N=500)				R-CHOP (N=500)				Polatuzumab Vedotin + R-CHP vs. R-CHOP																R-CHOP vs. Polatuzumab Vedotin + R-CHP				
		Patients		Patients with Event		Patients		Patients with Event		Odds Ratio					Absolute Risk Difference					Relative Risk						Relative Risk				
Name	Level	n	%	n	%	n	%	n	%	Odds Ratio		Convergence Reason	95% Lower CL	95% Upper CL	Absolute Risk		Convergence Reason	95% Lower CL	95% Upper CL	Relative Risk		Convergence Reason	95% Lower CL	95% Upper CL	p-value (Cochran-Mantel-Haenszel)	Relative Risk		Convergence Reason	95% Lower CL	95% Upper CL
All	n/a	427	85.4	57	13.3	398	79.6	43	10.8	1.29		Convergence criterion (GCONV=1E-8) satisfied.	0.85	1.97	0.026		Algorithm converged.	-0.019	0.070	1.24		Algorithm converged.	0.85	1.79	0.2313	0.81		Algorithm converged.	0.56	1.17

* indicates convergence problem. Result is uninterpretable.
OR is computed by stratified analysis, RR and ARD by adjusted analysis
Clinical cut-off: 15JUN2022

Program: root/clinical_studies/RO5541077/CDPT7884/GO39942/data_analysis/ACE_BASE/prod/program/t_eff_resp.sas
Output: root/clinical_studies/RO5541077/CDPT7884/GO39942/data_analysis/ACE_FINAL_OS/prod/output/t_eff_resp_str_QC3010ET_IT_POOLED_15JUN2022_39942.xls
13MAR2023 19:15

POPULATION: Global and China Extension Population, Intent-To-Treat Population
ENDPOINT: EORTC QLQ-C30: Deterioration (MID=10) at EOT
MODEL: Stratified Analysis by IPI score, Bulky disease, Geographical region
STUDY: GO39942
Dichotomous Analysis (Efficacy)

EORTC QLQ-C30: Deterioration (MID=10) at EOT in Nausea and vomiting

		Polatuzumab Vedotin + R-CHP (N=500)				R-CHOP (N=500)				Polatuzumab Vedotin + R-CHP vs. R-CHOP																R-CHOP vs. Polatuzumab Vedotin + R-CHP				
		Patients		Patients with Event		Patients		Patients with Event		Odds Ratio					Absolute Risk Difference					Relative Risk						Relative Risk				
Name	Level	n	%	n	%	n	%	n	%	Odds Ratio		Convergence Reason	95% Lower CL	95% Upper CL	Absolute Risk		Convergence Reason	95% Lower CL	95% Upper CL	Relative Risk		Convergence Reason	95% Lower CL	95% Upper CL	p-value (Cochran-Mantel-Haenszel)	Relative Risk		Convergence Reason	95% Lower CL	95% Upper CL
All	n/a	436	87.2	33	7.6	405	81.0	33	8.1	0.93		Convergence criterion (GCONV=1E-8) satisfied.	0.56	1.55	-0.001		Algorithm converged.	-0.034	0.031	0.94		Algorithm converged.	0.60	1.49	0.7909	1.06		Algorithm converged.	0.67	1.68

* indicates convergence problem. Result is uninterpretable.
OR is computed by stratified analysis, RR and ARD by adjusted analysis
Clinical cut-off: 15JUN2022

Program: root/clinical_studies/RO5541077/CDPT7884/GO39942/data_analysis/ACE_BASE/prod/program/t_eff_resp.sas
Output: root/clinical_studies/RO5541077/CDPT7884/GO39942/data_analysis/ACE_FINAL_OS/prod/output/t_eff_resp_str_QC3010ET_IT_POOLED_15JUN2022_39942.xls
13MAR2023 19:15

POPULATION: Global and China Extension Population, Intent-To-Treat Population
ENDPOINT: EORTC QLQ-C30: Deterioration (MID=10) at EOT
MODEL: Stratified Analysis by IPI score, Bulky disease, Geographical region
STUDY: GO39942
Dichotomous Analysis (Efficacy)

EORTC QLQ-C30: Deterioration (MID=10) at EOT in Pain

		Polatuzumab Vedotin + R-CHP (N=500)				R-CHOP (N=500)				Polatuzumab Vedotin + R-CHP vs. R-CHOP																R-CHOP vs. Polatuzumab Vedotin + R-CHP				
		Patients		Patients with Event		Patients		Patients with Event		Odds Ratio					Absolute Risk Difference					Relative Risk						Relative Risk				
Name	Level	n	%	n	%	n	%	n	%	Odds Ratio		Convergence Reason	95% Lower CL	95% Upper CL	Absolute Risk		Convergence Reason	95% Lower CL	95% Upper CL	Relative Risk		Convergence Reason	95% Lower CL	95% Upper CL	p-value (Cochran-Mantel-Haenszel)	Relative Risk		Convergence Reason	95% Lower CL	95% Upper CL
All	n/a	437	87.4	89	20.4	407	81.4	77	18.9	1.10		Convergence criterion (GCONV=1E-8) satisfied.	0.78	1.55	0.011		Algorithm converged.	-0.042	0.064	1.08		Algorithm converged.	0.82	1.42	0.5754	0.93		Algorithm converged.	0.71	1.21

* indicates convergence problem. Result is uninterpretable.
OR is computed by stratified analysis, RR and ARD by adjusted analysis
Clinical cut-off: 15JUN2022

Program: root/clinical_studies/RO5541077/CDPT7884/GO39942/data_analysis/ACE_BASE/prod/program/t_eff_resp.sas
Output: root/clinical_studies/RO5541077/CDPT7884/GO39942/data_analysis/ACE_FINAL_OS/prod/output/t_eff_resp_str_QC3010ET_IT_POOLED_15JUN2022_39942.xls
13MAR2023 19:15

POPULATION: Global and China Extension Population, Intent-To-Treat Population
ENDPOINT: EORTC QLQ-C30: Deterioration (MID=10) at EOT
MODEL: Stratified Analysis by IPI score, Bulky disease, Geographical region
STUDY: GO39942
Dichotomous Analysis (Efficacy)

EORTC QLQ-C30: Deterioration (MID=10) at EOT in Physical functioning (revised)

		Polatuzumab Vedotin + R-CHP (N=500)				R-CHOP (N=500)				Polatuzumab Vedotin + R-CHP vs. R-CHOP																R-CHOP vs. Polatuzumab Vedotin + R-CHP				
		Patients		Patients with Event		Patients		Patients with Event		Odds Ratio					Absolute Risk Difference					Relative Risk						Relative Risk				
Name	Level	n	%	n	%	n	%	n	%	Odds Ratio		Convergence Reason	95% Lower CL	95% Upper CL	Absolute Risk		Convergence Reason	95% Lower CL	95% Upper CL	Relative Risk		Convergence Reason	95% Lower CL	95% Upper CL	p-value (Cochran-Mantel-Haenszel)	Relative Risk		Convergence Reason	95% Lower CL	95% Upper CL
All	n/a	436	87.2	92	21.1	405	81.0	71	17.5		*	NE			0.044		Algorithm converged.	-0.009	0.097	1.20		Algorithm converged.	0.91	1.58	0.1694	0.83		Algorithm converged.	0.63	1.10

* indicates convergence problem. Result is uninterpretable.
OR is computed by stratified analysis, RR and ARD by adjusted analysis
Clinical cut-off: 15JUN2022

Program: root/clinical_studies/RO5541077/CDPT7884/GO39942/data_analysis/ACE_BASE/prod/program/t_eff_resp.sas
Output: root/clinical_studies/RO5541077/CDPT7884/GO39942/data_analysis/ACE_FINAL_OS/prod/output/t_eff_resp_str_QC3010ET_IT_POOLED_15JUN2022_39942.xls
13MAR2023 19:15

POPULATION: Global and China Extension Population, Intent-To-Treat Population
ENDPOINT: EORTC QLQ-C30: Deterioration (MID=10) at EOT
MODEL: Stratified Analysis by IPI score, Bulky disease, Geographical region
STUDY: GO39942
Dichotomous Analysis (Efficacy)

EORTC QLQ-C30:Deterioration (MID=10) at EOT in Global health status/QoL (revised)

		Polatuzumab Vedotin + R-CHP (N=500)				R-CHOP (N=500)				Polatuzumab Vedotin + R-CHP vs. R-CHOP																R-CHOP vs. Polatuzumab Vedotin + R-CHP				
		Patients		Patients with Event		Patients		Patients with Event		Odds Ratio					Absolute Risk Difference					Relative Risk						Relative Risk				
Name	Level	n	%	n	%	n	%	n	%	Odds Ratio		Convergence Reason	95% Lower CL	95% Upper CL	Absolute Risk		Convergence Reason	95% Lower CL	95% Upper CL	Relative Risk		Convergence Reason	95% Lower CL	95% Upper CL	p-value (Cochran-Mantel-Haenszel)	Relative Risk		Convergence Reason	95% Lower CL	95% Upper CL
All	n/a	432	86.4	73	16.9	403	80.6	60	14.9	1.18		Convergence criterion (GCONV=1E-8) satisfied.	0.81	1.71	0.018		Algorithm converged.	-0.032	0.068	1.14		Algorithm converged.	0.84	1.56	0.3908	0.87		Algorithm converged.	0.64	1.20

* indicates convergence problem. Result is uninterpretable.
OR is computed by stratified analysis, RR and ARD by adjusted analysis
Clinical cut-off: 15JUN2022

Program: root/clinical_studies/RO5541077/CDPT7884/GO39942/data_analysis/ACE_BASE/prod/program/t_eff_resp.sas
Output: root/clinical_studies/RO5541077/CDPT7884/GO39942/data_analysis/ACE_FINAL_OS/prod/output/t_eff_resp_str_QC3010ET_IT_POOLED_15JUN2022_39942.xls
13MAR2023 19:15

POPULATION: Global and China Extension Population, Intent-To-Treat Population
ENDPOINT: EORTC QLQ-C30: Deterioration (MID=10) at EOT
MODEL: Stratified Analysis by IPI score, Bulky disease, Geographical region
STUDY: GO39942
Dichotomous Analysis (Efficacy)

EORTC QLQ-C30: Deterioration (MID=10) at EOT in Role functioning (revised)

		Polatuzumab Vedotin + R-CHP (N=500)				R-CHOP (N=500)				Polatuzumab Vedotin + R-CHP vs. R-CHOP																				R-CHOP vs. Polatuzumab Vedotin + R-CHP				
		Patients		Patients with Event		Patients		Patients with Event		Odds Ratio					Absolute Risk Difference					Relative Risk						Relative Risk				
Name	Level	n	%	n	%	n	%	n	%	Odds Ratio		Convergence Reason	95% Lower CL	95% Upper CL	Absolute Risk		Convergence Reason	95% Lower CL	95% Upper CL	Relative Risk		Convergence Reason	95% Lower CL	95% Upper CL	p-value (Cochran-Mantel-Haenszel)	Relative Risk		Convergence Reason	95% Lower CL	95% Upper CL
All	n/a	435	87.0	102	23.4	405	81.0	84	20.7	1.19		Convergence criterion (GCONV=1E-8) satisfied.	0.86	1.65	0.027		Algorithm converged.	-0.029	0.083	1.14		Algorithm converged.	0.88	1.47	0.3028	0.88		Algorithm converged.	0.68	1.13

* indicates convergence problem. Result is uninterpretable.
OR is computed by stratified analysis, RR and ARD by adjusted analysis
Clinical cut-off: 15JUN2022

Program: root/clinical_studies/RO5541077/CDPT7884/GO39942/data_analysis/ACE_BASE/prod/program/t_eff_resp.sas
Output: root/clinical_studies/RO5541077/CDPT7884/GO39942/data_analysis/ACE_FINAL_OS/prod/output/t_eff_resp_str_QC3010ET_IT_POOLED_15JUN2022_39942.xls
13MAR2023 19:15

POPULATION: Global and China Extension Population, Intent-To-Treat Population
ENDPOINT: EORTC QLQ-C30: Deterioration (MID=10) at EOT
MODEL: Stratified Analysis by IPI score, Bulky disease, Geographical region
STUDY: GO39942
Dichotomous Analysis (Efficacy)

EORTC QLQ-C30: Deterioration (MID=10) at EOT in Social functioning

		Polatuzumab Vedotin + R-CHP (N=500)				R-CHOP (N=500)				Polatuzumab Vedotin + R-CHP vs. R-CHOP																R-CHOP vs. Polatuzumab Vedotin + R-CHP				
		Patients		Patients with Event		Patients		Patients with Event		Odds Ratio					Absolute Risk Difference					Relative Risk						Relative Risk				
Name	Level	n	%	n	%	n	%	n	%	Odds Ratio		Convergence Reason	95% Lower CL	95% Upper CL	Absolute Risk		Convergence Reason	95% Lower CL	95% Upper CL	Relative Risk		Convergence Reason	95% Lower CL	95% Upper CL	p-value (Cochran-Mantel-Haenszel)	Relative Risk		Convergence Reason	95% Lower CL	95% Upper CL
All	n/a	432	86.4	93	21.5	402	80.4	72	17.9	1.26		Convergence criterion (GCONV=1E-8) satisfied.	0.90	1.78	0.032		Algorithm converged.	-0.022	0.087	1.21		Algorithm converged.	0.92	1.59	0.1820	0.83		Algorithm converged.	0.63	1.09

* indicates convergence problem. Result is uninterpretable.
OR is computed by stratified analysis, RR and ARD by adjusted analysis
Clinical cut-off: 15JUN2022

Program: root/clinical_studies/RO5541077/CDPT7884/GO39942/data_analysis/ACE_BASE/prod/program/t_eff_resp.sas
Output: root/clinical_studies/RO5541077/CDPT7884/GO39942/data_analysis/ACE_FINAL_OS/prod/output/t_eff_resp_str_QC3010ET_IT_POOLED_15JUN2022_39942.xls
13MAR2023 19:15

POPULATION: Global and China Extension Population, Intent-To-Treat Population
ENDPOINT: EORTC QLQ-C30: Deterioration (MID=10) at EOT
MODEL: Stratified Analysis by IPI score, Bulky disease, Geographical region
STUDY: GO39942
Dichotomous Analysis (Efficacy)

EORTC QLQ-C30: Deterioration (MID=10) at EOT in Insomnia

		Polatuzumab Vedotin + R-CHP (N=500)				R-CHOP (N=500)				Polatuzumab Vedotin + R-CHP vs. R-CHOP																R-CHOP vs. Polatuzumab Vedotin + R-CHP				
		Patients		Patients with Event		Patients		Patients with Event		Odds Ratio					Absolute Risk Difference					Relative Risk						Relative Risk				
Name	Level	n	%	n	%	n	%	n	%	Odds Ratio		Convergence Reason	95% Lower CL	95% Upper CL	Absolute Risk		Convergence Reason	95% Lower CL	95% Upper CL	Relative Risk		Convergence Reason	95% Lower CL	95% Upper CL	p-value (Cochran-Mantel-Haenszel)	Relative Risk		Convergence Reason	95% Lower CL	95% Upper CL
All	n/a	436	87.2	72	16.5	404	80.8	51	12.6	1.38		Convergence criterion (GCONV=1E-8) satisfied.	0.94	2.04	0.030		Algorithm converged.	-0.018	0.078	1.31		Algorithm converged.	0.94	1.83	0.1018	0.76		Algorithm converged.	0.55	1.06

* indicates convergence problem. Result is uninterpretable.
OR is computed by stratified analysis, RR and ARD by adjusted analysis
Clinical cut-off: 15JUN2022

Program: root/clinical_studies/RO5541077/CDPT7884/GO39942/data_analysis/ACE_BASE/prod/program/t_eff_resp.sas
Output: root/clinical_studies/RO5541077/CDPT7884/GO39942/data_analysis/ACE_FINAL_OS/prod/output/t_eff_resp_str_QC3010ET_IT_POOLED_15JUN2022_39942.xls
13MAR2023 19:15

POPULATION: Global and China Extension Population, Intent-To-Treat Population
ENDPOINT: EORTC QLQ-C30: Deterioration (MID=10) at EOT
MODEL: Unstratified Analysis
STUDY: GO39942
Dichotomous Analysis by Subgroups (Efficacy)

EORTC QLQ-C30: Deterioration (MID=10) at EOT in Appetite loss

		Polatuzumab Vedotin + R-CHP (N=500)				R-CHOP (N=500)				Polatuzumab Vedotin + R-CHP vs. R-CHOP																	R-CHOP vs. Polatuzumab Vedotin + R-CHP				
		Patients		Patients with Event		Patients		Patients with Event		Odds Ratio					Absolute Risk Difference					Relative Risk							Relative Risk				
Name	Level	n	%	n	%	n	%	n	%	Odds Ratio		Convergence Reason	95% Lower CL	95% Upper CL	Absolute Risk		Convergence Reason	95% Lower CL	95% Upper CL	Relative Risk		Convergence Reason	95% Lower CL	95% Upper CL	p-value (Cochran-Mantel-Haenszel)	Interaction Test p-value (likelihood ratio)	Relative Risk		Convergence Reason	95% Lower CL	95% Upper CL
All	n/a	435	87.0	48	11.0	404	80.8	35	8.7	1.31		Convergence criterion (GCONV=1E-8) satisfied.	0.83	2.07	0.024		Algorithm converged.	-0.017	0.064	1.27		Algorithm converged.	0.84	1.93	0.2507		0.79		Algorithm converged.	0.52	1.19
Sex	Male	230	46.0	24	10.4	216	43.2	16	7.4	1.46		Convergence criterion (GCONV=1E-8) satisfied.	0.75	2.82	0.030		Algorithm converged.	-0.022	0.083	1.41		Algorithm converged.	0.77	2.58	0.2640	0.6438	0.71		Algorithm converged.	0.39	1.30
	Female	205	41.0	24	11.7	188	37.6	19	10.1	1.18		Convergence criterion (GCONV=1E-8) satisfied.	0.62	2.23	0.016		Algorithm converged.	-0.046	0.078	1.16		Algorithm converged.	0.66	2.05	0.6120		0.86		Algorithm converged.	0.49	1.52
Age	<= 60	150	30.0	14	9.3	129	25.8	9	7.0	1.37		Convergence criterion (GCONV=1E-8) satisfied.	0.57	3.28	0.024		Algorithm converged.	-0.040	0.088	1.34		Algorithm converged.	0.60	2.99	0.4763	0.9026	0.75		Algorithm converged.	0.33	1.67
	> 60	285	57.0	34	11.9	275	55.0	26	9.5	1.30		Convergence criterion (GCONV=1E-8) satisfied.	0.76	2.23	0.025		Algorithm converged.	-0.026	0.076	1.26		Algorithm converged.	0.78	2.05	0.3442		0.79		Algorithm converged.	0.49	1.28
Geographic region	Western Europe/United States/Canada/Australia	249	49.8	22	8.8	225	45.0	20	8.9	0.99		Convergence criterion (GCONV=1E-8) satisfied.	0.53	1.87	-0.001		Algorithm converged.	-0.052	0.051	0.99		Algorithm converged.	0.56	1.77	0.9837	0.4142	1.01		Algorithm converged.	0.56	1.79
	Asia	133	26.6	19	14.3	128	25.6	12	9.4	1.61		Convergence criterion (GCONV=1E-8) satisfied.	0.75	3.47	0.049		Algorithm converged.	-0.029	0.127	1.52		Algorithm converged.	0.77	3.01	0.2211		0.66		Algorithm converged.	0.33	1.30
	Rest of World	53	10.6	7	13.2	51	10.2	3	5.9	2.43		Convergence criterion (GCONV=1E-8) satisfied.	0.59	9.99	0.073		Algorithm converged.	-0.038	0.185	2.25		Algorithm converged.	0.61	8.21	0.2074		0.45		Algorithm converged.	0.12	1.63
Race/ethnicity	White	202	40.4	22	10.9	184	36.8	16	8.7	1.28		Convergence criterion (GCONV=1E-8) satisfied.	0.65	2.53	0.022		Algorithm converged.	-0.037	0.081	1.25		Algorithm converged.	0.68	2.31	0.4702	NE	0.80		Algorithm converged.	0.43	1.47
	Black or African American	7	1.4	0	0.0	4	0.8	0	0.0	NE			NE	NE	NE		NE	NE	NE	NE		NE	NE	NE	NE		NE		NE	NE	NE
	Asian	137	27.4	19	13.9	133	26.6	13	9.8	1.49		Convergence criterion (GCONV=1E-8) satisfied.	0.70	3.15	0.041		Algorithm converged.	-0.036	0.118	1.42		Algorithm converged.	0.73	2.76	0.2990		0.70		Algorithm converged.	0.36	1.37
	Other	6	1.2	1	16.7	9	1.8	1	11.1	1.60		Convergence criterion (GCONV=1E-8) satisfied.	0.08	31.77	0.056		Algorithm converged.	-0.306	0.418	1.50		Algorithm converged.	0.11	19.64	0.7645		0.67		Algorithm converged.	0.05	8.73
	Unknown	83	16.6	6	7.2	74	14.8	5	6.8	1.08		Convergence criterion (GCONV=1E-8) satisfied.	0.31	3.68	0.005		Algorithm converged.	-0.075	0.085	1.07		Algorithm converged.	0.34	3.36	0.9082		0.93		Algorithm converged.	0.30	2.94
ECOG performance status	0-1	370	74.0	45	12.2	347	69.4	28	8.1	1.58		Convergence criterion (GCONV=1E-8) satisfied.	0.96	2.59	0.041		Algorithm converged.	-0.003	0.085	1.51		Algorithm converged.	0.96	2.36	0.0703	0.0710	0.66		Algorithm converged.	0.42	1.04
	2	65	13.0	3	4.6	56	11.2	6	10.7	0.40		Convergence criterion (GCONV=1E-8) satisfied.	0.10	1.69	-0.061		Algorithm converged.	-0.157	0.035	0.43		Algorithm converged.	0.11	1.64	0.2042		2.32		Algorithm converged.	0.61	8.86
	Missing	0	0.0	0	0.0	1	0.2	1	100.0	NE			NE	NE	NE		NE	NE	NE	NE		NE	NE	NE	NE		NE		NE	NE	NE
Cell of origin (determined by gene expression)	ABC	121	24.2	13	10.7	119	23.8	9	7.6	1.47		Convergence criterion (GCONV=1E-8) satisfied.	0.60	3.58	0.032		Algorithm converged.	-0.041	0.105	1.42		Algorithm converged.	0.63	3.20	0.3942	0.9019	0.70		Algorithm converged.	0.31	1.58
	GCB	165	33.0	19	11.5	151	30.2	15	9.9	1.18		Convergence criterion (GCONV=1E-8) satisfied.	0.58	2.41	0.016		Algorithm converged.	-0.052	0.084	1.16		Algorithm converged.	0.61	2.20	0.6510		0.86		Algorithm converged.	0.45	1.64
	Unclassified	47	9.4	8	17.0	52	10.4	8	15.4	1.13		Convergence criterion (GCONV=1E-8) satisfied.	0.39	3.29	0.016		Algorithm converged.	-0.129	0.162	1.11		Algorithm converged.	0.45	2.71	0.8260		0.90		Algorithm converged.	0.37	2.22
	Unknown	102	20.4	8	7.8	82	16.4	3	3.7	2.24		Convergence criterion (GCONV=1E-8) satisfied.	0.58	8.73	0.042		Algorithm converged.	-0.024	0.108	2.14		Algorithm converged.	0.59	7.82	0.2353		0.47		Algorithm converged.	0.13	1.70
IPI score at Screening	1-2	171	34.2	19	11.1	167	33.4	17	10.2	1.10		Convergence criterion (GCONV=1E-8) satisfied.	0.55	2.20	0.009		Algorithm converged.	-0.056	0.075	1.09		Algorithm converged.	0.59	2.03	0.7817	0.5418	0.92		Algorithm converged.	0.49	1.70
	3	172	34.4	22	12.8	147	29.4	11	7.5	1.81		Convergence criterion (GCONV=1E-8) satisfied.	0.85	3.88	0.053		Algorithm converged.	-0.013	0.119	1.71		Algorithm converged.	0.86	3.41	0.1213		0.59		Algorithm converged.	0.29	1.17
	4-5	92	18.4	7	7.6	90	18.0	7	7.8	0.98		Convergence criterion (GCONV=1E-8) satisfied.	0.33	2.91	-0.002		Algorithm converged.	-0.079	0.076	0.98		Algorithm converged.	0.36	2.68	0.9660		1.02		Algorithm converged.	0.37	2.80
Baseline Bulky Disease	Present	175	35.0	10	5.7	160	32.0	16	10.0	0.55		Convergence criterion (GCONV=1E-8) satisfied.	0.24	1.24	-0.043		Algorithm converged.	-0.101	0.015	0.57		Algorithm converged.	0.27	1.22	0.1437	0.0099	1.75		Algorithm converged.	0.82	3.74
	Absent	260	52.0	38	14.6	244	48.8	19	7.8	2.03		Convergence criterion (GCONV=1E-8) satisfied.	1.13	3.62	0.068		Algorithm converged.	0.014	0.123	1.88		Algorithm converged.	1.11	3.16	0.0157		0.53		Algorithm converged.	0.32	0.90
Double Expressor Lymphoma by IHC (Central Review)	DEL	129	25.8	17	13.2	134	26.8	9	6.7	2.11		Convergence criterion (GCONV=1E-8) satisfied.	0.90	4.92	0.065		Algorithm converged.	-0.008	0.137	1.96		Algorithm converged.	0.91	4.24	0.0798	0.1903	0.51		Algorithm converged.	0.24	1.10
	Non DEL	226	45.2	26	11.5	202	40.4	22	10.9	1.06		Convergence criterion (GCONV=1E-8) satisfied.	0.58	1.94	0.006		Algorithm converged.	-0.054	0.066	1.06		Algorithm converged.	0.62	1.80	0.8411		0.95		Algorithm converged.	0.55	1.62
	Unknown	80	16.0	5	6.3	68	13.6	4	5.9	1.07		Convergence criterion (GCONV=1E-8) satisfied.	0.27	4.14	0.004		Algorithm converged.	-0.073	0.081	1.06		Algorithm converged.	0.30	3.80	0.9259		0.94		Algorithm converged.	0.26	3.37
Double/Triple-Hit Lymphoma (Central Review)	DH/TH-	302	60.4	37	12.3	293	58.6	28	9.6	1.32		Convergence criterion (GCONV=1E-8) satisfied.	0.79	2.22	0.027		Algorithm converged.	-0.023	0.077	1.28		Algorithm converged.	0.81	2.04	0.2924	0.8755	0.78		Algorithm converged.	0.49	1.24
	DH/TH+	22	4.4	2	9.1	17	3.4	1	5.9	1.60		Convergence criterion (GCONV=1E-8) satisfied.	0.13	19.28	0.032		Algorithm converged.	-0.132	0.196	1.55		Algorithm converged.	0.15	15.66	0.7128		0.65		Algorithm converged.	0.06	6.55
	Unknown	111	22.2	9	8.1	94	18.8	6	6.4	1.29		Convergence criterion (GCONV=1E-8) satisfied.	0.44	3.78	0.017		Algorithm converged.	-0.054	0.088	1.27		Algorithm converged.	0.47	3.44	0.6373		0.79		Algorithm converged.	0.29	2.13

Test for interaction based on RR (Log-binomial regression)
* indicates convergence problem. Result is uninterpretable.
Clinical cut-off: 15JUN2022

Program: root/clinical_studies/RO5541077/CDPT7884/GO39942/data_analysis/ACE_BASE/prod/program/t_eff_resp.sas
Output: root/clinical_studies/RO5541077/CDPT7884/GO39942/data_analysis/ACE_FINAL_OS/prod/output/t_eff_resp_sg1_QC3010ET_IT_POOLED_15JUN2022_39942.xls
13MAR2023 19:23

POPULATION: Global and China Extension Population, Intent-To-Treat Population
ENDPOINT: EORTC QLQ-C30: Deterioration (MID=10) at EOT
MODEL: Unstratified Analysis
STUDY: GO39942
Dichotomous Analysis by Subgroups (Efficacy)

EORTC QLQ-C30: Deterioration (MID=10) at EOT in Cognitive functioning

		Polatuzumab Vedotin + R-CHP (N=500)				R-CHOP (N=500)				Polatuzumab Vedotin + R-CHP vs. R-CHOP																	R-CHOP vs. Polatuzumab Vedotin + R-CHP				
		Patients		Patients with Event		Patients		Patients with Event		Odds Ratio					Absolute Risk Difference					Relative Risk							Relative Risk				
Name	Level	n	%	n	%	n	%	n	%	Odds Ratio		Convergence Reason	95% Lower CL	95% Upper CL	Absolute Risk		Convergence Reason	95% Lower CL	95% Upper CL	Relative Risk		Convergence Reason	95% Lower CL	95% Upper CL	p-value (Cochran-Mantel-Haenszel)	Interaction Test p-value (likelihood ratio)	Relative Risk		Convergence Reason	95% Lower CL	95% Upper CL
All	n/a	433	86.6	98	22.6	403	80.6	101	25.1	0.87		Convergence criterion (GCONV=1E-8) satisfied.	0.64	1.20	-0.024		Algorithm converged.	-0.082	0.034	0.90		Algorithm converged.	0.71	1.15	0.4102		1.11		Algorithm converged.	0.87	1.41
Sex	Male	229	45.8	46	20.1	217	43.4	46	21.2	0.93		Convergence criterion (GCONV=1E-8) satisfied.	0.59	1.48	-0.011		Algorithm converged.	-0.086	0.064	0.95		Algorithm converged.	0.66	1.36	0.7722	0.7030	1.06		Algorithm converged.	0.73	1.52
	Female	204	40.8	52	25.5	186	37.2	55	29.6	0.81		Convergence criterion (GCONV=1E-8) satisfied.	0.52	1.27	-0.041		Algorithm converged.	-0.130	0.048	0.86		Algorithm converged.	0.62	1.19	0.3677		1.16		Algorithm converged.	0.84	1.60
Age	<= 60	149	29.8	36	24.2	131	26.2	31	23.7	1.03		Convergence criterion (GCONV=1E-8) satisfied.	0.59	1.78	0.005		Algorithm converged.	-0.095	0.105	1.02		Algorithm converged.	0.67	1.55	0.9227	0.4796	0.98		Algorithm converged.	0.64	1.49
	> 60	284	56.8	62	21.8	272	54.4	70	25.7	0.81		Convergence criterion (GCONV=1E-8) satisfied.	0.54	1.19	-0.039		Algorithm converged.	-0.110	0.032	0.85		Algorithm converged.	0.63	1.14	0.2799		1.18		Algorithm converged.	0.87	1.59
Geographic region	Western Europe/United States/Canada/Australia	247	49.4	59	23.9	223	44.6	58	26.0	0.89		Convergence criterion (GCONV=1E-8) satisfied.	0.59	1.36	-0.021		Algorithm converged.	-0.100	0.057	0.92		Algorithm converged.	0.67	1.26	0.5956	0.9488	1.09		Algorithm converged.	0.80	1.49
	Asia	133	26.6	32	24.1	128	25.6	36	28.1	0.81		Convergence criterion (GCONV=1E-8) satisfied.	0.47	1.41	-0.041		Algorithm converged.	-0.147	0.066	0.86		Algorithm converged.	0.57	1.29	0.4554		1.17		Algorithm converged.	0.78	1.76
	Rest of World	53	10.6	7	13.2	52	10.4	7	13.5	0.98		Convergence criterion (GCONV=1E-8) satisfied.	0.32	3.01	-0.003		Algorithm converged.	-0.133	0.128	0.98		Algorithm converged.	0.37	2.60	0.9696		1.02		Algorithm converged.	0.38	2.70
Race/ethnicity	White	199	39.8	45	22.6	186	37.2	38	20.4	1.14		Convergence criterion (GCONV=1E-8) satisfied.	0.70	1.85	0.022		Algorithm converged.	-0.060	0.104	1.11		Algorithm converged.	0.75	1.62	0.6032	NE	0.90		Algorithm converged.	0.62	1.32
	Black or African American	6	1.2	1	16.7	4	0.8	1	25.0	0.60		Convergence criterion (GCONV=1E-8) satisfied.	0.03	13.58	-0.083		Algorithm converged.	-0.602	0.435	0.67		Algorithm converged.	0.06	7.85	0.7595		1.50		Algorithm converged.	0.13	17.67
	Asian	137	27.4	32	23.4	133	26.6	38	28.6	0.76		Convergence criterion (GCONV=1E-8) satisfied.	0.44	1.32	-0.052		Algorithm converged.	-0.157	0.052	0.82		Algorithm converged.	0.55	1.23	0.3293		1.22		Algorithm converged.	0.82	1.83
	Other	6	1.2	0	0.0	9	1.8	0	0.0	NE			NE	NE	NE		NE	NE	NE	NE		NE	NE	NE	NE		NE		NE	NE	NE
	Unknown	85	17.0	20	23.5	71	14.2	24	33.8	0.60		Convergence criterion (GCONV=1E-8) satisfied.	0.30	1.22	-0.103		Algorithm converged.	-0.245	0.040	0.70		Algorithm converged.	0.42	1.15	0.1569		1.44		Algorithm converged.	0.87	2.38
ECOG performance status	0-1	368	73.6	82	22.3	346	69.2	90	26.0	0.82		Convergence criterion (GCONV=1E-8) satisfied.	0.58	1.15	-0.037		Algorithm converged.	-0.100	0.026	0.86		Algorithm converged.	0.66	1.11	0.2446	0.3006	1.17		Algorithm converged.	0.90	1.52
	2	65	13.0	16	24.6	56	11.2	11	19.6	1.34		Convergence criterion (GCONV=1E-8) satisfied.	0.56	3.18	0.050		Algorithm converged.	-0.098	0.197	1.25		Algorithm converged.	0.64	2.47	0.5142		0.80		Algorithm converged.	0.40	1.57
	Missing	0	0.0	0	0.0	1	0.2	0	0.0	NE			NE	NE	NE		NE	NE	NE	NE		NE	NE	NE	NE		NE		NE	NE	NE
Cell of origin (determined by gene expression)	ABC	119	23.8	23	19.3	116	23.2	32	27.6	0.63		Convergence criterion (GCONV=1E-8) satisfied.	0.34	1.16	-0.083		Algorithm converged.	-0.191	0.025	0.70		Algorithm converged.	0.44	1.12	0.1358	0.3243	1.43		Algorithm converged.	0.89	2.29
	GCB	166	33.2	35	21.1	152	30.4	33	21.7	0.96		Convergence criterion (GCONV=1E-8) satisfied.	0.56	1.65	-0.006		Algorithm converged.	-0.097	0.084	0.97		Algorithm converged.	0.64	1.48	0.8920		1.03		Algorithm converged.	0.68	1.57
	Unclassified	47	9.4	10	21.3	53	10.6	20	37.7	0.45		Convergence criterion (GCONV=1E-8) satisfied.	0.18	1.09	-0.165		Algorithm converged.	-0.340	0.011	0.56		Algorithm converged.	0.29	1.08	0.0745		1.77		Algorithm converged.	0.93	3.40
	Unknown	101	20.2	30	29.7	82	16.4	16	19.5	1.74		Convergence criterion (GCONV=1E-8) satisfied.	0.87	3.49	0.102		Algorithm converged.	-0.022	0.226	1.52		Algorithm converged.	0.89	2.59	0.1150		0.66		Algorithm converged.	0.39	1.12
IPI score at Screening	1-2	169	33.8	40	23.7	166	33.2	36	21.7	1.12		Convergence criterion (GCONV=1E-8) satisfied.	0.67	1.87	0.020		Algorithm converged.	-0.070	0.109	1.09		Algorithm converged.	0.73	1.62	0.6654	0.4494	0.92		Algorithm converged.	0.62	1.36
	3	171	34.2	38	22.2	149	29.8	43	28.9	0.70		Convergence criterion (GCONV=1E-8) satisfied.	0.42	1.17	-0.066		Algorithm converged.	-0.162	0.029	0.77		Algorithm converged.	0.53	1.12	0.1739		1.30		Algorithm converged.	0.89	1.89
	4-5	93	18.6	20	21.5	88	17.6	22	25.0	0.82		Convergence criterion (GCONV=1E-8) satisfied.	0.41	1.64	-0.035		Algorithm converged.	-0.158	0.088	0.86		Algorithm converged.	0.51	1.46	0.5788		1.16		Algorithm converged.	0.68	1.98
Baseline Bulky Disease	Present	176	35.2	37	21.0	160	32.0	40	25.0	0.80		Convergence criterion (GCONV=1E-8) satisfied.	0.48	1.33	-0.040		Algorithm converged.	-0.130	0.050	0.84		Algorithm converged.	0.57	1.25	0.3870	0.6451	1.19		Algorithm converged.	0.80	1.76
	Absent	257	51.4	61	23.7	243	48.6	61	25.1	0.93		Convergence criterion (GCONV=1E-8) satisfied.	0.62	1.40	-0.014		Algorithm converged.	-0.089	0.062	0.95		Algorithm converged.	0.69	1.29	0.7222		1.06		Algorithm converged.	0.78	1.44
Double Expressor Lymphoma by IHC (Central Review)	DEL	127	25.4	29	22.8	132	26.4	35	26.5	0.82		Convergence criterion (GCONV=1E-8) satisfied.	0.47	1.45	-0.037		Algorithm converged.	-0.142	0.068	0.86		Algorithm converged.	0.56	1.32	0.4932	0.7964	1.16		Algorithm converged.	0.76	1.78
	Non DEL	226	45.2	50	22.1	203	40.6	56	27.6	0.75		Convergence criterion (GCONV=1E-8) satisfied.	0.48	1.16	-0.055		Algorithm converged.	-0.137	0.027	0.80		Algorithm converged.	0.58	1.12	0.1908		1.25		Algorithm converged.	0.90	1.74
	Unknown	80	16.0	19	23.8	68	13.6	10	14.7	1.81		Convergence criterion (GCONV=1E-8) satisfied.	0.78	4.21	0.090		Algorithm converged.	-0.035	0.216	1.61		Algorithm converged.	0.81	3.23	0.1686		0.62		Algorithm converged.	0.31	1.24
Double/Triple-Hit Lymphoma (Central Review)	DH/TH-	300	60.0	66	22.0	293	58.6	73	24.9	0.85		Convergence criterion (GCONV=1E-8) satisfied.	0.58	1.24	-0.029		Algorithm converged.	-0.097	0.039	0.88		Algorithm converged.	0.66	1.18	0.4026	0.5960	1.13		Algorithm converged.	0.85	1.52
	DH/TH+	23	4.6	7	30.4	16	3.2	7	43.8	0.56		Convergence criterion (GCONV=1E-8) satisfied.	0.15	2.12	-0.133		Algorithm converged.	-0.440	0.174	0.70		Algorithm converged.	0.30	1.60	0.4000		1.44		Algorithm converged.	0.63	3.30
	Unknown	110	22.0	25	22.7	94	18.8	21	22.3	1.02		Convergence criterion (GCONV=1E-8) satisfied.	0.53	1.98	0.004		Algorithm converged.	-0.111	0.119	1.02		Algorithm converged.	0.61	1.70	0.9476		0.98		Algorithm converged.	0.59	1.64

Test for interaction based on RR (Log-binomial regression)
* indicates convergence problem. Result is uninterpretable.
Clinical cut-off: 15JUN2022

Program: root/clinical_studies/RO5541077/CDPT7884/GO39942/data_analysis/ACE_BASE/prod/program/t_eff_resp.sas
Output: root/clinical_studies/RO5541077/CDPT7884/GO39942/data_analysis/ACE_FINAL_OS/prod/output/t_eff_resp_sg1_QC3010ET_IT_POOLED_15JUN2022_39942.xls
13MAR2023 19:23

POPULATION: Global and China Extension Population, Intent-To-Treat Population
ENDPOINT: EORTC QLQ-C30: Deterioration (MID=10) at EOT
MODEL: Unstratified Analysis
STUDY: GO39942
Dichotomous Analysis by Subgroups (Efficacy)

EORTC QLQ-C30: Deterioration (MID=10) at EOT in Constipation

		Polatuzumab Vedotin + R-CHP (N=500)				R-CHOP (N=500)				Polatuzumab Vedotin + R-CHP vs. R-CHOP																	R-CHOP vs. Polatuzumab Vedotin + R-CHP				
		Patients		Patients with Event		Patients		Patients with Event		Odds Ratio					Absolute Risk Difference					Relative Risk							Relative Risk				
Name	Level	n	%	n	%	n	%	n	%	Odds Ratio		Convergence Reason	95% Lower CL	95% Upper CL	Absolute Risk		Convergence Reason	95% Lower CL	95% Upper CL	Relative Risk		Convergence Reason	95% Lower CL	95% Upper CL	p-value (Cochran-Mantel-Haenszel)	Interaction Test p-value (likelihood ratio)	Relative Risk		Convergence Reason	95% Lower CL	95% Upper CL
All	n/a	431	86.2	46	10.7	397	79.4	27	6.8	1.64		Convergence criterion (GCONV=1E-8) satisfied.	1.00	2.69	0.039		Algorithm converged.	0.000	0.077	1.57		Algorithm converged.	1.00	2.47	0.0498		0.64		Algorithm converged.	0.40	1.00
Sex	Male	226	45.2	20	8.8	214	42.8	13	6.1	1.50		Convergence criterion (GCONV=1E-8) satisfied.	0.73	3.10	0.028		Algorithm converged.	-0.021	0.077	1.46		Algorithm converged.	0.74	2.85	0.2699	0.7816	0.69		Algorithm converged.	0.35	1.35
	Female	205	41.0	26	12.7	183	36.6	14	7.7	1.75		Convergence criterion (GCONV=1E-8) satisfied.	0.89	3.47	0.050		Algorithm converged.	-0.009	0.110	1.66		Algorithm converged.	0.89	3.08	0.1041		0.60		Algorithm converged.	0.33	1.12
Age	<= 60	149	29.8	8	5.4	129	25.8	4	3.1	1.77		Convergence criterion (GCONV=1E-8) satisfied.	0.52	6.03	0.023		Algorithm converged.	-0.024	0.070	1.73		Algorithm converged.	0.53	5.62	0.3542	0.8799	0.58		Algorithm converged.	0.18	1.87
	> 60	282	56.4	38	13.5	268	53.6	23	8.6	1.66		Convergence criterion (GCONV=1E-8) satisfied.	0.96	2.87	0.049		Algorithm converged.	-0.003	0.101	1.57		Algorithm converged.	0.96	2.56	0.0680		0.64		Algorithm converged.	0.39	1.04
Geographic region	Western Europe/United States/Canada/Australia	245	49.0	25	10.2	217	43.4	16	7.4	1.43		Convergence criterion (GCONV=1E-8) satisfied.	0.74	2.75	0.028		Algorithm converged.	-0.023	0.080	1.38		Algorithm converged.	0.76	2.52	0.2861	0.6604	0.72		Algorithm converged.	0.40	1.32
	Asia	133	26.6	14	10.5	128	25.6	6	4.7	2.39		Convergence criterion (GCONV=1E-8) satisfied.	0.89	6.43	0.058		Algorithm converged.	-0.005	0.122	2.25		Algorithm converged.	0.89	5.66	0.0768		0.45		Algorithm converged.	0.18	1.12
	Rest of World	53	10.6	7	13.2	52	10.4	5	9.6	1.43		Convergence criterion (GCONV=1E-8) satisfied.	0.42	4.83	0.036		Algorithm converged.	-0.085	0.157	1.37		Algorithm converged.	0.47	4.05	0.5648		0.73		Algorithm converged.	0.25	2.15
Race/ethnicity	White	197	39.4	20	10.2	182	36.4	14	7.7	1.36		Convergence criterion (GCONV=1E-8) satisfied.	0.66	2.77	0.025		Algorithm converged.	-0.033	0.082	1.32		Algorithm converged.	0.69	2.53	0.4031	0.7025	0.76		Algorithm converged.	0.39	1.46
	Black or African American	7	1.4	1	14.3	3	0.6	0	0.0		*	Quasi-complete separation of data points detected.				*	ERROR: Error in computing the link function, its derivatives, or the variance function.			NE		Algorithm converged.	NE	NE	0.5127		NE		Algorithm converged.	NE	NE
	Asian	136	27.2	14	10.3	132	26.4	6	4.5	2.41		Convergence criterion (GCONV=1E-8) satisfied.	0.90	6.47	0.057		Algorithm converged.	-0.005	0.120	2.26		Algorithm converged.	0.90	5.72	0.0739		0.44		Algorithm converged.	0.17	1.11
	Other	6	1.2	1	16.7	8	1.6	1	12.5	1.40		Convergence criterion (GCONV=1E-8) satisfied.	0.07	28.12	0.042		Algorithm converged.	-0.334	0.418	1.33		Algorithm converged.	0.10	17.28	0.8317		0.75		Algorithm converged.	0.06	9.72
	Unknown	85	17.0	10	11.8	72	14.4	6	8.3	1.47		Convergence criterion (GCONV=1E-8) satisfied.	0.51	4.25	0.034		Algorithm converged.	-0.059	0.128	1.41		Algorithm converged.	0.54	3.70	0.4803		0.71		Algorithm converged.	0.27	1.85
ECOG performance status	0-1	367	73.4	36	9.8	340	68.0	22	6.5	1.57		Convergence criterion (GCONV=1E-8) satisfied.	0.90	2.73	0.033		Algorithm converged.	-0.007	0.074	1.52		Algorithm converged.	0.91	2.52	0.1063	0.8027	0.66		Algorithm converged.	0.40	1.10
	2	64	12.8	10	15.6	56	11.2	5	8.9	1.89		Convergence criterion (GCONV=1E-8) satisfied.	0.60	5.90	0.067		Algorithm converged.	-0.049	0.183	1.75		Algorithm converged.	0.64	4.81	0.2705		0.57		Algorithm converged.	0.21	1.57
	Missing	0	0.0	0	0.0	1	0.2	0	0.0	NE			NE	NE	NE		NE	NE	NE	NE		NE	NE	NE	NE		NE		NE	NE	NE
Cell of origin (determined by gene expression)	ABC	121	24.2	10	8.3	117	23.4	12	10.3	0.79		Convergence criterion (GCONV=1E-8) satisfied.	0.33	1.90	-0.020		Algorithm converged.	-0.094	0.054	0.81		Algorithm converged.	0.36	1.79	0.5966	0.3255	1.24		Algorithm converged.	0.56	2.76
	GCB	164	32.8	13	7.9	149	29.8	6	4.0	2.05		Convergence criterion (GCONV=1E-8) satisfied.	0.76	5.54	0.039		Algorithm converged.	-0.013	0.091	1.97		Algorithm converged.	0.77	5.05	0.1496		0.51		Algorithm converged.	0.20	1.30
	Unclassified	46	9.2	8	17.4	52	10.4	6	11.5	1.61		Convergence criterion (GCONV=1E-8) satisfied.	0.51	5.06	0.059		Algorithm converged.	-0.081	0.198	1.51		Algorithm converged.	0.56	4.02	0.4110		0.66		Algorithm converged.	0.25	1.77
	Unknown	100	20.0	15	15.0	79	15.8	3	3.8	4.47		Convergence criterion (GCONV=1E-8) satisfied.	1.25	16.04	0.112		Algorithm converged.	0.030	0.194	3.95		Algorithm converged.	1.19	13.17	0.0136		0.25		Algorithm converged.	0.08	0.84
IPI score at Screening	1-2	170	34.0	14	8.2	165	33.0	13	7.9	1.05		Convergence criterion (GCONV=1E-8) satisfied.	0.48	2.31	0.004		Algorithm converged.	-0.055	0.062	1.05		Algorithm converged.	0.51	2.16	0.9048	0.3699	0.96		Algorithm converged.	0.46	1.97
	3	168	33.6	20	11.9	145	29.0	8	5.5	2.31		Convergence criterion (GCONV=1E-8) satisfied.	0.99	5.43	0.064		Algorithm converged.	0.002	0.125	2.16		Algorithm converged.	0.98	4.75	0.0487		0.46		Algorithm converged.	0.21	1.02
	4-5	93	18.6	12	12.9	87	17.4	6	6.9	2.00		Convergence criterion (GCONV=1E-8) satisfied.	0.72	5.59	0.060		Algorithm converged.	-0.026	0.147	1.87		Algorithm converged.	0.73	4.77	0.1807		0.53		Algorithm converged.	0.21	1.36
Baseline Bulky Disease	Present	172	34.4	14	8.1	157	31.4	9	5.7	1.46		Convergence criterion (GCONV=1E-8) satisfied.	0.61	3.47	0.024		Algorithm converged.	-0.031	0.079	1.42		Algorithm converged.	0.63	3.19	0.3932	0.7664	0.70		Algorithm converged.	0.31	1.58
	Absent	259	51.8	32	12.4	240	48.0	18	7.5	1.74		Convergence criterion (GCONV=1E-8) satisfied.	0.95	3.19	0.049		Algorithm converged.	-0.004	0.101	1.65		Algorithm converged.	0.95	2.86	0.0714		0.61		Algorithm converged.	0.35	1.05
Double Expressor Lymphoma by IHC (Central Review)	DEL	130	26.0	16	12.3	133	26.6	9	6.8	1.93		Convergence criterion (GCONV=1E-8) satisfied.	0.82	4.55	0.055		Algorithm converged.	-0.015	0.126	1.82		Algorithm converged.	0.83	3.97	0.1263	0.4298	0.55		Algorithm converged.	0.25	1.20
	Non DEL	224	44.8	22	9.8	199	39.8	16	8.0	1.25		Convergence criterion (GCONV=1E-8) satisfied.	0.63	2.44	0.018		Algorithm converged.	-0.036	0.072	1.22		Algorithm converged.	0.66	2.26	0.5230		0.82		Algorithm converged.	0.44	1.51
	Unknown	77	15.4	8	10.4	65	13.0	2	3.1	3.65		Convergence criterion (GCONV=1E-8) satisfied.	0.75	17.84	0.073		Algorithm converged.	-0.007	0.153	3.38		Algorithm converged.	0.74	15.34	0.0909		0.30		Algorithm converged.	0.07	1.35
Double/Triple-Hit Lymphoma (Central Review)	DH/TH-	301	60.2	33	11.0	290	58.0	21	7.2	1.58		Convergence criterion (GCONV=1E-8) satisfied.	0.89	2.80	0.037		Algorithm converged.	-0.009	0.083	1.51		Algorithm converged.	0.90	2.55	0.1167	0.9446	0.66		Algorithm converged.	0.39	1.11
	DH/TH+	23	4.6	2	8.7	16	3.2	1	6.3	1.43		Convergence criterion (GCONV=1E-8) satisfied.	0.12	17.23	0.024		Algorithm converged.	-0.141	0.190	1.39		Algorithm converged.	0.14	14.07	0.7808		0.72		Algorithm converged.	0.07	7.27
	Unknown	107	21.4	11	10.3	91	18.2	5	5.5	1.97		Convergence criterion (GCONV=1E-8) satisfied.	0.66	5.90	0.048		Algorithm converged.	-0.026	0.122	1.87		Algorithm converged.	0.68	5.19	0.2193		0.53		Algorithm converged.	0.19	1.48

Test for interaction based on RR (Log-binomial regression)
* indicates convergence problem. Result is uninterpretable.
Clinical cut-off: 15JUN2022

Program: root/clinical_studies/RO5541077/CDPT7884/GO39942/data_analysis/ACE_BASE/prod/program/t_eff_resp.sas
Output: root/clinical_studies/RO5541077/CDPT7884/GO39942/data_analysis/ACE_FINAL_OS/prod/output/t_eff_resp_sg1_QC3010ET_IT_POOLED_15JUN2022_39942.xls
13MAR2023 19:23

POPULATION: Global and China Extension Population, Intent-To-Treat Population
ENDPOINT: EORTC QLQ-C30: Deterioration (MID=10) at EOT
MODEL: Unstratified Analysis
STUDY: GO39942
Dichotomous Analysis by Subgroups (Efficacy)

EORTC QLQ-C30: Deterioration (MID=10) at EOT in Diarrhoea

		Polatuzumab Vedotin + R-CHP (N=500)				R-CHOP (N=500)				Polatuzumab Vedotin + R-CHP vs. R-CHOP				
		Patients		Patients with Event		Patients		Patients with Event		Odds Ratio				
Name	Level	n	%	n	%	n	%	n	%	Odds Ratio		Convergence Reason	95% Lower CL	95% Upper CL
All	n/a	429	85.8	48	11.2	403	80.6	42	10.4	1.08		Convergence criterion (GCONV=1E-8) satisfied.	0.70	1.68
Sex	Male	227	45.4	26	11.5	217	43.4	29	13.4	0.84		Convergence criterion (GCONV=1E-8) satisfied.	0.48	1.48
	Female	202	40.4	22	10.9	186	37.2	13	7.0	1.63		Convergence criterion (GCONV=1E-8) satisfied.	0.79	3.33
Age	<= 60	148	29.6	21	14.2	131	26.2	16	12.2	1.19		Convergence criterion (GCONV=1E-8) satisfied.	0.59	2.39
	> 60	281	56.2	27	9.6	272	54.4	26	9.6	1.01		Convergence criterion (GCONV=1E-8) satisfied.	0.57	1.77
Geographic region	Western Europe/United States/Canada/Australia	243	48.6	30	12.3	223	44.6	24	10.8	1.17		Convergence criterion (GCONV=1E-8) satisfied.	0.66	2.07
	Asia	133	26.6	13	9.8	128	25.6	11	8.6	1.15		Convergence criterion (GCONV=1E-8) satisfied.	0.50	2.68
	Rest of World	53	10.6	5	9.4	52	10.4	7	13.5	0.67		Convergence criterion (GCONV=1E-8) satisfied.	0.20	2.26
Race/ethnicity	White	197	39.4	18	9.1	186	37.2	22	11.8	0.75		Convergence criterion (GCONV=1E-8) satisfied.	0.39	1.45
	Black or African American	6	1.2	0	0.0	4	0.8	0	0.0	NE			NE	NE
	Asian	137	27.4	13	9.5	133	26.6	12	9.0	1.06		Convergence criterion (GCONV=1E-8) satisfied.	0.46	2.41
	Other	6	1.2	2	33.3	9	1.8	2	22.2	1.75		Convergence criterion (GCONV=1E-8) satisfied.	0.17	17.69
	Unknown	83	16.6	15	18.1	71	14.2	6	8.5	2.39		Convergence criterion (GCONV=1E-8) satisfied.	0.87	6.53
ECOG performance status	0-1	365	73.0	42	11.5	346	69.2	35	10.1	1.16		Convergence criterion (GCONV=1E-8) satisfied.	0.72	1.86
	2	64	12.8	6	9.4	56	11.2	6	10.7	0.86		Convergence criterion (GCONV=1E-8) satisfied.	0.26	2.84
	Missing	0	0.0	0	0.0	1	0.2	1	100.0	NE			NE	NE
Cell of origin (determined by gene expression)	ABC	117	23.4	10	8.5	116	23.2	13	11.2	0.74		Convergence criterion (GCONV=1E-8) satisfied.	0.31	1.76
	GCB	165	33.0	19	11.5	152	30.4	15	9.9	1.19		Convergence criterion (GCONV=1E-8) satisfied.	0.58	2.43
	Unclassified	46	9.2	8	17.4	53	10.6	4	7.5	2.58		Convergence criterion (GCONV=1E-8) satisfied.	0.72	9.21
	Unknown	101	20.2	11	10.9	82	16.4	10	12.2	0.88		Convergence criterion (GCONV=1E-8) satisfied.	0.35	2.19
IPI score at Screening	1-2	168	33.6	23	13.7	166	33.2	15	9.0	1.60		Convergence criterion (GCONV=1E-8) satisfied.	0.80	3.18
	3	169	33.8	16	9.5	149	29.8	20	13.4	0.67		Convergence criterion (GCONV=1E-8) satisfied.	0.34	1.36
	4-5	92	18.4	9	9.8	88	17.6	7	8.0	1.25		Convergence criterion (GCONV=1E-8) satisfied.	0.45	3.53
Baseline Bulky Disease	Present	175	35.0	20	11.4	160	32.0	24	15.0	0.73		Convergence criterion (GCONV=1E-8) satisfied.	0.39	1.38
	Absent	254	50.8	28	11.0	243	48.6	18	7.4	1.55		Convergence criterion (GCONV=1E-8) satisfied.	0.83	2.88
Double Expressor Lymphoma by IHC (Central Review)	DEL	126	25.2	12	9.5	132	26.4	8	6.1	1.63		Convergence criterion (GCONV=1E-8) satisfied.	0.64	4.14
	Non DEL	224	44.8	31	13.8	203	40.6	27	13.3	1.05		Convergence criterion (GCONV=1E-8) satisfied.	0.60	1.82
	Unknown	79	15.8	5	6.3	68	13.6	7	10.3	0.59		Convergence criterion (GCONV=1E-8) satisfied.	0.18	1.95
Double/Triple-Hit Lymphoma (Central Review)	DH/TH-	296	59.2	33	11.1	293	58.6	26	8.9	1.29		Convergence criterion (GCONV=1E-8) satisfied.	0.75	2.21
	DH/TH+	23	4.6	3	13.0	16	3.2	2	12.5	1.05		Convergence criterion (GCONV=1E-8) satisfied.	0.15	7.13
	Unknown	110	22.0	12	10.9	94	18.8	14	14.9	0.70		Convergence criterion (GCONV=1E-8) satisfied.	0.31	1.60

		Polatuzumab Vedotin + R-CHP vs. R-CHOP												R-CHOP vs. Polatuzumab Vedotin + R-CHP				
		Absolute Risk Difference					Relative Risk							Relative Risk				
Name	Level	Absolute Risk		Convergence Reason	95% Lower CL	95% Upper CL	Relative Risk		Convergence Reason	95% Lower CL	95% Upper CL	p-value (Cochran-Mantel-Haenszel)	Interaction Test p-value (likelihood ratio)	Relative Risk		Convergence Reason	95% Lower CL	95% Upper CL
All	n/a	0.008		Algorithm converged.	-0.035	0.050	1.07		Algorithm converged.	0.73	1.59	0.7220		0.93		Algorithm converged.	0.63	1.38
Sex	Male	-0.019		Algorithm converged.	-0.080	0.042	0.86		Algorithm converged.	0.52	1.41	0.5418	0.1499	1.17		Algorithm converged.	0.71	1.92
	Female	0.039		Algorithm converged.	-0.017	0.095	1.56		Algorithm converged.	0.81	3.00	0.1807		0.64		Algorithm converged.	0.33	1.24
Age	<= 60	0.020		Algorithm converged.	-0.060	0.099	1.16		Algorithm converged.	0.63	2.13	0.6279	0.7205	0.86		Algorithm converged.	0.47	1.58
	> 60	0.000		Algorithm converged.	-0.049	0.050	1.01		Algorithm converged.	0.60	1.68	0.9842		0.99		Algorithm converged.	0.60	1.66
Geographic region	Western Europe/United States/Canada/Australia	0.016		Algorithm converged.	-0.042	0.074	1.15		Algorithm converged.	0.69	1.90	0.5941	0.7058	0.87		Algorithm converged.	0.53	1.44
	Asia	0.012		Algorithm converged.	-0.058	0.082	1.14		Algorithm converged.	0.53	2.45	0.7419		0.88		Algorithm converged.	0.41	1.89
	Rest of World	-0.040		Algorithm converged.	-0.162	0.081	0.70		Algorithm converged.	0.24	2.07	0.5186		1.43		Algorithm converged.	0.48	4.21
Race/ethnicity	White	-0.027		Algorithm converged.	-0.088	0.035	0.77		Algorithm converged.	0.43	1.39	0.3901	NE	1.29		Algorithm converged.	0.72	2.33
	Black or African American	NE		NE	NE	NE	NE		NE	NE	NE	NE		NE		NE	NE	NE
	Asian	0.005		Algorithm converged.	-0.064	0.074	1.05		Algorithm converged.	0.50	2.22	0.8950		0.95		Algorithm converged.	0.45	2.01
	Other	0.111		Algorithm converged.	-0.354	0.576	1.50		Algorithm converged.	0.28	7.93	0.6451		0.67		Algorithm converged.	0.13	3.53
	Unknown	0.096		Algorithm converged.	-0.009	0.201	2.14		Algorithm converged.	0.88	5.22	0.0839		0.47		Algorithm converged.	0.19	1.14
ECOG performance status	0-1	0.014		Algorithm converged.	-0.032	0.060	1.14		Algorithm converged.	0.74	1.74	0.5510	0.6562	0.88		Algorithm converged.	0.58	1.34
	2	-0.013		Algorithm converged.	-0.121	0.095	0.88		Algorithm converged.	0.30	2.56	0.8080		1.14		Algorithm converged.	0.39	3.34
	Missing	NE		NE	NE	NE	NE		NE	NE	NE	NE		NE		NE	NE	NE
Cell of origin (determined by gene expression)	ABC	-0.027		Algorithm converged.	-0.103	0.050	0.76		Algorithm converged.	0.35	1.67	0.4971	0.2695	1.31		Algorithm converged.	0.60	2.87
	GCB	0.016		Algorithm converged.	-0.052	0.084	1.17		Algorithm converged.	0.62	2.21	0.6365		0.86		Algorithm converged.	0.45	1.63
	Unclassified	0.098		Algorithm converged.	-0.032	0.229	2.30		Algorithm converged.	0.74	7.16	0.1364		0.43		Algorithm converged.	0.14	1.35
	Unknown	-0.013		Algorithm converged.	-0.106	0.080	0.89		Algorithm converged.	0.40	2.00	0.7837		1.12		Algorithm converged.	0.50	2.51
IPI score at Screening	1-2	0.047		Algorithm converged.	-0.021	0.114	1.52		Algorithm converged.	0.82	2.80	0.1811	0.2121	0.66		Algorithm converged.	0.36	1.22
	3	-0.040		Algorithm converged.	-0.110	0.031	0.71		Algorithm converged.	0.38	1.31	0.2674		1.42		Algorithm converged.	0.76	2.63
	4-5	0.018		Algorithm converged.	-0.065	0.101	1.23		Algorithm converged.	0.48	3.16	0.6675		0.81		Algorithm converged.	0.32	2.09
Baseline Bulky Disease	Present	-0.036		Algorithm converged.	-0.108	0.037	0.76		Algorithm converged.	0.44	1.32	0.3344	0.0947	1.31		Algorithm converged.	0.75	2.28
	Absent	0.036		Algorithm converged.	-0.015	0.087	1.49		Algorithm converged.	0.85	2.62	0.1648		0.67		Algorithm converged.	0.38	1.18
Double Expressor Lymphoma by IHC (Central Review)	DEL	0.035		Algorithm converged.	-0.031	0.100	1.57		Algorithm converged.	0.66	3.72	0.2994	0.4089	0.64		Algorithm converged.	0.27	1.50
	Non DEL	0.005		Algorithm converged.	-0.060	0.070	1.04		Algorithm converged.	0.64	1.68	0.8712		0.96		Algorithm converged.	0.59	1.55
	Unknown	-0.040		Algorithm converged.	-0.130	0.050	0.61		Algorithm converged.	0.20	1.85	0.3830		1.63		Algorithm converged.	0.54	4.89
Double/Triple-Hit Lymphoma (Central Review)	DH/TH-	0.023		Algorithm converged.	-0.026	0.071	1.26		Algorithm converged.	0.77	2.05	0.3583	0.8357	0.80		Algorithm converged.	0.49	1.30
	DH/TH+	0.005		Algorithm converged.	-0.207	0.218	1.04		Algorithm converged.	0.20	5.55	0.9607		0.96		Algorithm converged.	0.18	5.10
	Unknown	-0.040		Algorithm converged.	-0.132	0.053	0.73		Algorithm converged.	0.36	1.51	0.3961		1.37		Algorithm converged.	0.66	2.81

Test for interaction based on RR (Log-binomial regression)
* indicates convergence problem. Result is uninterpretable.
Clinical cut-off: 15JUN2022

Program: root/clinical_studies/RO5541077/CDPT7884/GO39942/data_analysis/ACE_BASE/prod/program/t_eff_resp.sas
Output: root/clinical_studies/RO5541077/CDPT7884/GO39942/data_analysis/ACE_FINAL_OS/prod/output/t_eff_resp_sg1_QC3010ET_IT_POOLED_15JUN2022_39942.xls
13MAR2023 19:23

POPULATION: Global and China Extension Population, Intent-To-Treat Population
ENDPOINT: EORTC QLQ-C30: Deterioration (MID=10) at EOT
MODEL: Unstratified Analysis
STUDY: GO39942
Dichotomous Analysis by Subgroups (Efficacy)

EORTC QLQ-C30: Deterioration (MID=10) at EOT in Dyspnoea

		Polatuzumab Vedotin + R-CHP (N=500)				R-CHOP (N=500)				Polatuzumab Vedotin + R-CHP vs. R-CHOP																	R-CHOP vs. Polatuzumab Vedotin + R-CHP				
		Patients		Patients with Event		Patients		Patients with Event		Odds Ratio					Absolute Risk Difference					Relative Risk							Relative Risk				
Name	Level	n	%	n	%	n	%	n	%	Odds Ratio		Convergence Reason	95% Lower CL	95% Upper CL	Absolute Risk		Convergence Reason	95% Lower CL	95% Upper CL	Relative Risk		Convergence Reason	95% Lower CL	95% Upper CL	p-value (Cochran-Mantel-Haenszel)	Interaction Test p-value (likelihood ratio)	Relative Risk		Convergence Reason	95% Lower CL	95% Upper CL
All	n/a	436	87.2	75	17.2	405	81.0	60	14.8	1.19		Convergence criterion (GCONV=1E-8) satisfied.	0.83	1.73	0.024		Algorithm converged.	-0.026	0.073	1.16		Algorithm converged.	0.85	1.59	0.3464		0.86		Algorithm converged.	0.63	1.18
Sex	Male	230	46.0	47	20.4	217	43.4	22	10.1	2.28		Convergence criterion (GCONV=1E-8) satisfied.	1.32	3.93	0.103		Algorithm converged.	0.037	0.169	2.02		Algorithm converged.	1.26	3.23	0.0026	0.0007	0.50		Algorithm converged.	0.31	0.79
	Female	206	41.2	28	13.6	188	37.6	38	20.2	0.62		Convergence criterion (GCONV=1E-8) satisfied.	0.36	1.06	-0.066		Algorithm converged.	-0.140	0.008	0.67		Algorithm converged.	0.43	1.05	0.0792		1.49		Algorithm converged.	0.95	2.32
Age	<= 60	150	30.0	22	14.7	130	26.0	18	13.8	1.07		Convergence criterion (GCONV=1E-8) satisfied.	0.55	2.10	0.008		Algorithm converged.	-0.074	0.090	1.06		Algorithm converged.	0.59	1.89	0.8451	0.6980	0.94		Algorithm converged.	0.53	1.68
	> 60	286	57.2	53	18.5	275	55.0	42	15.3	1.26		Convergence criterion (GCONV=1E-8) satisfied.	0.81	1.97	0.033		Algorithm converged.	-0.029	0.095	1.21		Algorithm converged.	0.84	1.76	0.3040		0.82		Algorithm converged.	0.57	1.19
Geographic region	Western Europe/United States/Canada/Australia	250	50.0	43	17.2	226	45.2	26	11.5	1.60		Convergence criterion (GCONV=1E-8) satisfied.	0.95	2.70	0.057		Algorithm converged.	-0.006	0.120	1.50		Algorithm converged.	0.95	2.35	0.0783	0.1040	0.67		Algorithm converged.	0.43	1.05
	Asia	133	26.6	22	16.5	128	25.6	28	21.9	0.71		Convergence criterion (GCONV=1E-8) satisfied.	0.38	1.32	-0.053		Algorithm converged.	-0.149	0.042	0.76		Algorithm converged.	0.46	1.25	0.2746		1.32		Algorithm converged.	0.80	2.19
	Rest of World	53	10.6	10	18.9	51	10.2	6	11.8	1.74		Convergence criterion (GCONV=1E-8) satisfied.	0.58	5.21	0.071		Algorithm converged.	-0.066	0.209	1.60		Algorithm converged.	0.63	4.09	0.3179		0.62		Algorithm converged.	0.24	1.59
Race/ethnicity	White	202	40.4	33	16.3	185	37.0	19	10.3	1.71		Convergence criterion (GCONV=1E-8) satisfied.	0.93	3.12	0.061		Algorithm converged.	-0.007	0.128	1.59		Algorithm converged.	0.94	2.70	0.0809	0.2168	0.63		Algorithm converged.	0.37	1.07
	Black or African American	7	1.4	2	28.6	4	0.8	1	25.0	1.20		Convergence criterion (GCONV=1E-8) satisfied.	0.07	19.63	0.036		Algorithm converged.	-0.505	0.576	1.14		Algorithm converged.	0.15	8.99	0.9029		0.88		Algorithm converged.	0.11	6.88
	Asian	137	27.4	23	16.8	133	26.6	28	21.1	0.76		Convergence criterion (GCONV=1E-8) satisfied.	0.41	1.40	-0.043		Algorithm converged.	-0.136	0.051	0.80		Algorithm converged.	0.48	1.31	0.3717		1.25		Algorithm converged.	0.76	2.06
	Other	6	1.2	3	50.0	9	1.8	2	22.2	3.50		Convergence criterion (GCONV=1E-8) satisfied.	0.37	32.97	0.278		Algorithm converged.	-0.206	0.761	2.25		Algorithm converged.	0.52	9.70	0.2801		0.44		Algorithm converged.	0.10	1.92
	Unknown	84	16.8	14	16.7	74	14.8	10	13.5	1.28		Convergence criterion (GCONV=1E-8) satisfied.	0.53	3.08	0.032		Algorithm converged.	-0.080	0.143	1.23		Algorithm converged.	0.58	2.61	0.5828		0.81		Algorithm converged.	0.38	1.71
ECOG performance status	0-1	371	74.2	66	17.8	348	69.6	51	14.7	1.26		Convergence criterion (GCONV=1E-8) satisfied.	0.85	1.88	0.031		Algorithm converged.	-0.022	0.085	1.21		Algorithm converged.	0.87	1.70	0.2555	0.4639	0.82		Algorithm converged.	0.59	1.15
	2	65	13.0	9	13.8	56	11.2	9	16.1	0.84		Convergence criterion (GCONV=1E-8) satisfied.	0.31	2.29	-0.022		Algorithm converged.	-0.150	0.105	0.86		Algorithm converged.	0.37	2.02	0.7327		1.16		Algorithm converged.	0.50	2.72
	Missing	0	0.0	0	0.0	1	0.2	0	0.0	NE			NE	NE	NE		NE	NE	NE	NE		NE	NE	NE	NE		NE		NE	NE	NE
Cell of origin (determined by gene expression)	ABC	121	24.2	21	17.4	119	23.8	22	18.5	0.93		Convergence criterion (GCONV=1E-8) satisfied.	0.48	1.79	-0.011		Algorithm converged.	-0.108	0.086	0.94		Algorithm converged.	0.55	1.61	0.8195	0.5505	1.07		Algorithm converged.	0.62	1.83
	GCB	166	33.2	29	17.5	151	30.2	24	15.9	1.12		Convergence criterion (GCONV=1E-8) satisfied.	0.62	2.03	0.016		Algorithm converged.	-0.066	0.098	1.10		Algorithm converged.	0.67	1.80	0.7077		0.91		Algorithm converged.	0.56	1.49
	Unclassified	47	9.4	4	8.5	53	10.6	8	15.1	0.52		Convergence criterion (GCONV=1E-8) satisfied.	0.15	1.86	-0.066		Algorithm converged.	-0.191	0.059	0.56		Algorithm converged.	0.18	1.75	0.3144		1.77		Algorithm converged.	0.57	5.51
	Unknown	102	20.4	21	20.6	82	16.4	6	7.3	3.28		Convergence criterion (GCONV=1E-8) satisfied.	1.26	8.57	0.133		Algorithm converged.	0.036	0.229	2.81		Algorithm converged.	1.19	6.65	0.0117		0.36		Algorithm converged.	0.15	0.84
IPI score at Screening	1-2	171	34.2	34	19.9	167	33.4	32	19.2	1.05		Convergence criterion (GCONV=1E-8) satisfied.	0.61	1.79	0.007		Algorithm converged.	-0.077	0.092	1.04		Algorithm converged.	0.67	1.60	0.8674	0.2576	0.96		Algorithm converged.	0.62	1.49
	3	173	34.6	27	15.6	148	29.6	22	14.9	1.06		Convergence criterion (GCONV=1E-8) satisfied.	0.57	1.95	0.007		Algorithm converged.	-0.071	0.086	1.05		Algorithm converged.	0.63	1.76	0.8540		0.95		Algorithm converged.	0.57	1.60
	4-5	92	18.4	14	15.2	90	18.0	6	6.7	2.51		Convergence criterion (GCONV=1E-8) satisfied.	0.92	6.86	0.086		Algorithm converged.	-0.004	0.175	2.28		Algorithm converged.	0.92	5.68	0.0659		0.44		Algorithm converged.	0.18	1.09
Baseline Bulky Disease	Present	175	35.0	25	14.3	161	32.2	16	9.9	1.51		Convergence criterion (GCONV=1E-8) satisfied.	0.77	2.94	0.043		Algorithm converged.	-0.026	0.113	1.44		Algorithm converged.	0.80	2.59	0.2245	0.3902	0.70		Algorithm converged.	0.39	1.25
	Absent	261	52.2	50	19.2	244	48.8	44	18.0	1.08		Convergence criterion (GCONV=1E-8) satisfied.	0.69	1.69	0.011		Algorithm converged.	-0.057	0.079	1.06		Algorithm converged.	0.74	1.53	0.7459		0.94		Algorithm converged.	0.65	1.36
Double Expressor Lymphoma by IHC (Central Review)	DEL	130	26.0	27	20.8	134	26.8	19	14.2	1.59		Convergence criterion (GCONV=1E-8) satisfied.	0.83	3.02	0.066		Algorithm converged.	-0.025	0.157	1.46		Algorithm converged.	0.86	2.50	0.1590	0.1840	0.68		Algorithm converged.	0.40	1.17
	Non DEL	226	45.2	36	15.9	203	40.6	35	17.2	0.91		Convergence criterion (GCONV=1E-8) satisfied.	0.55	1.51	-0.013		Algorithm converged.	-0.084	0.057	0.92		Algorithm converged.	0.60	1.41	0.7153		1.08		Algorithm converged.	0.71	1.66
	Unknown	80	16.0	12	15.0	68	13.6	6	8.8	1.82		Convergence criterion (GCONV=1E-8) satisfied.	0.65	5.15	0.062		Algorithm converged.	-0.042	0.165	1.70		Algorithm converged.	0.67	4.29	0.2535		0.59		Algorithm converged.	0.23	1.48
Double/Triple-Hit Lymphoma (Central Review)	DH/TH-	302	60.4	57	18.9	294	58.8	43	14.6	1.36		Convergence criterion (GCONV=1E-8) satisfied.	0.88	2.09	0.042		Algorithm converged.	-0.017	0.102	1.29		Algorithm converged.	0.90	1.85	0.1656	0.5929	0.77		Algorithm converged.	0.54	1.11
	DH/TH+	23	4.6	5	21.7	17	3.4	4	23.5	0.90		Convergence criterion (GCONV=1E-8) satisfied.	0.20	4.03	-0.018		Algorithm converged.	-0.281	0.245	0.92		Algorithm converged.	0.29	2.93	0.8947		1.08		Algorithm converged.	0.34	3.44
	Unknown	111	22.2	13	11.7	94	18.8	13	13.8	0.83		Convergence criterion (GCONV=1E-8) satisfied.	0.36	1.88	-0.021		Algorithm converged.	-0.113	0.071	0.85		Algorithm converged.	0.41	1.74	0.6506		1.18		Algorithm converged.	0.58	2.42

Test for interaction based on RR (Log-binomial regression)
* indicates convergence problem. Result is uninterpretable.
Clinical cut-off: 15JUN2022

Program: root/clinical_studies/RO5541077/CDPT7884/GO39942/data_analysis/ACE_BASE/prod/program/t_eff_resp.sas
Output: root/clinical_studies/RO5541077/CDPT7884/GO39942/data_analysis/ACE_FINAL_OS/prod/output/t_eff_resp_sg1_QC3010ET_IT_POOLED_15JUN2022_39942.xls
13MAR2023 19:23

POPULATION: Global and China Extension Population, Intent-To-Treat Population
ENDPOINT: EORTC QLQ-C30: Deterioration (MID=10) at EOT
MODEL: Unstratified Analysis
STUDY: GO39942
Dichotomous Analysis by Subgroups (Efficacy)

EORTC QLQ-C30: Deterioration (MID=10) at EOT in Emotional functioning

		Polatuzumab Vedotin + R-CHP (N=500)				R-CHOP (N=500)				Polatuzumab Vedotin + R-CHP vs. R-CHOP																	R-CHOP vs. Polatuzumab Vedotin + R-CHP				
		Patients		Patients with Event		Patients		Patients with Event		Odds Ratio					Absolute Risk Difference					Relative Risk							Relative Risk				
Name	Level	n	%	n	%	n	%	n	%	Odds Ratio		Convergence Reason	95% Lower CL	95% Upper CL	Absolute Risk		Convergence Reason	95% Lower CL	95% Upper CL	Relative Risk		Convergence Reason	95% Lower CL	95% Upper CL	p-value (Cochran-Mantel-Haenszel)	Interaction Test p-value (likelihood ratio)	Relative Risk		Convergence Reason	95% Lower CL	95% Upper CL
All	n/a	433	86.6	45	10.4	404	80.8	33	8.2	1.30		Convergence criterion (GCONV=1E-8) satisfied.	0.81	2.09	0.022		Algorithm converged.	-0.017	0.061	1.27		Algorithm converged.	0.83	1.95	0.2689		0.79		Algorithm converged.	0.51	1.21
Sex	Male	229	45.8	22	9.6	217	43.4	16	7.4	1.34		Convergence criterion (GCONV=1E-8) satisfied.	0.68	2.62	0.022		Algorithm converged.	-0.029	0.074	1.30		Algorithm converged.	0.70	2.41	0.3989	0.9101	0.77		Algorithm converged.	0.41	1.42
	Female	204	40.8	23	11.3	187	37.4	17	9.1	1.27		Convergence criterion (GCONV=1E-8) satisfied.	0.66	2.46	0.022		Algorithm converged.	-0.038	0.082	1.24		Algorithm converged.	0.68	2.25	0.4772		0.81		Algorithm converged.	0.44	1.46
Age	<= 60	149	29.8	19	12.8	131	26.2	9	6.9	1.98		Convergence criterion (GCONV=1E-8) satisfied.	0.86	4.55	0.059		Algorithm converged.	-0.010	0.128	1.86		Algorithm converged.	0.87	3.96	0.1023	0.2134	0.54		Algorithm converged.	0.25	1.15
	> 60	284	56.8	26	9.2	273	54.6	24	8.8	1.05		Convergence criterion (GCONV=1E-8) satisfied.	0.58	1.87	0.004		Algorithm converged.	-0.044	0.051	1.04		Algorithm converged.	0.61	1.77	0.8808		0.96		Algorithm converged.	0.57	1.63
Geographic region	Western Europe/United States/Canada/Australia	247	49.4	32	13.0	224	44.8	17	7.6	1.81		Convergence criterion (GCONV=1E-8) satisfied.	0.98	3.36	0.054		Algorithm converged.	-0.001	0.108	1.71		Algorithm converged.	0.98	2.99	0.0570	0.2189	0.59		Algorithm converged.	0.33	1.03
	Asia	133	26.6	10	7.5	128	25.6	13	10.2	0.72		Convergence criterion (GCONV=1E-8) satisfied.	0.30	1.70	-0.026		Algorithm converged.	-0.095	0.043	0.74		Algorithm converged.	0.34	1.63	0.4533		1.35		Algorithm converged.	0.61	2.97
	Rest of World	53	10.6	3	5.7	52	10.4	3	5.8	0.98		Convergence criterion (GCONV=1E-8) satisfied.	0.19	5.09	-0.001		Algorithm converged.	-0.090	0.088	0.98		Algorithm converged.	0.21	4.64	0.9809		1.02		Algorithm converged.	0.22	4.82
Race/ethnicity	White	199	39.8	27	13.6	186	37.2	14	7.5	1.93		Convergence criterion (GCONV=1E-8) satisfied.	0.98	3.80	0.060		Algorithm converged.	0.000	0.121	1.80		Algorithm converged.	0.98	3.33	0.0551	NE	0.55		Algorithm converged.	0.30	1.02
	Black or African American	6	1.2	0	0.0	4	0.8	0	0.0	NE			NE	NE	NE		NE	NE	NE	NE		NE	NE	NE	NE		NE		NE	NE	NE
	Asian	137	27.4	10	7.3	133	26.6	13	9.8	0.73		Convergence criterion (GCONV=1E-8) satisfied.	0.31	1.72	-0.025		Algorithm converged.	-0.091	0.042	0.75		Algorithm converged.	0.34	1.64	0.4672		1.34		Algorithm converged.	0.61	2.95
	Other	6	1.2	0	0.0	9	1.8	0	0.0	NE			NE	NE	NE		NE	NE	NE	NE		NE	NE	NE	NE		NE		NE	NE	NE
	Unknown	85	17.0	8	9.4	72	14.4	6	8.3	1.14		Convergence criterion (GCONV=1E-8) satisfied.	0.38	3.46	0.011		Algorithm converged.	-0.078	0.100	1.13		Algorithm converged.	0.41	3.10	0.8138		0.89		Algorithm converged.	0.32	2.43
ECOG performance status	0-1	368	73.6	39	10.6	346	69.2	26	7.5	1.46		Convergence criterion (GCONV=1E-8) satisfied.	0.87	2.45	0.031		Algorithm converged.	-0.011	0.073	1.41		Algorithm converged.	0.88	2.27	0.1526	0.2764	0.71		Algorithm converged.	0.44	1.14
	2	65	13.0	6	9.2	57	11.4	7	12.3	0.73		Convergence criterion (GCONV=1E-8) satisfied.	0.23	2.30	-0.030		Algorithm converged.	-0.141	0.080	0.75		Algorithm converged.	0.27	2.11	0.5875		1.33		Algorithm converged.	0.47	3.73
	Missing	0	0.0	0	0.0	1	0.2	0	0.0	NE			NE	NE	NE		NE	NE	NE	NE		NE	NE	NE	NE		NE		NE	NE	NE
Cell of origin (determined by gene expression)	ABC	119	23.8	15	12.6	117	23.4	14	12.0	1.06		Convergence criterion (GCONV=1E-8) satisfied.	0.49	2.31	0.006		Algorithm converged.	-0.077	0.090	1.05		Algorithm converged.	0.53	2.08	0.8814	0.5737	0.95		Algorithm converged.	0.48	1.88
	GCB	166	33.2	14	8.4	152	30.4	9	5.9	1.46		Convergence criterion (GCONV=1E-8) satisfied.	0.61	3.49	0.025		Algorithm converged.	-0.031	0.082	1.42		Algorithm converged.	0.63	3.20	0.3883		0.70		Algorithm converged.	0.31	1.57
	Unclassified	47	9.4	6	12.8	53	10.6	3	5.7	2.44		Convergence criterion (GCONV=1E-8) satisfied.	0.57	10.36	0.071		Algorithm converged.	-0.043	0.185	2.26		Algorithm converged.	0.60	8.52	0.2176		0.44		Algorithm converged.	0.12	1.67
	Unknown	101	20.2	10	9.9	82	16.4	7	8.5	1.18		Convergence criterion (GCONV=1E-8) satisfied.	0.43	3.24	0.014		Algorithm converged.	-0.070	0.098	1.16		Algorithm converged.	0.46	2.91	0.7525		0.86		Algorithm converged.	0.34	2.17
IPI score at Screening	1-2	169	33.8	19	11.2	166	33.2	16	9.6	1.19		Convergence criterion (GCONV=1E-8) satisfied.	0.59	2.40	0.016		Algorithm converged.	-0.049	0.081	1.17		Algorithm converged.	0.62	2.19	0.6318	0.1412	0.86		Algorithm converged.	0.46	1.61
	3	171	34.2	20	11.7	149	29.8	8	5.4	2.33		Convergence criterion (GCONV=1E-8) satisfied.	1.00	5.47	0.063		Algorithm converged.	0.003	0.124	2.18		Algorithm converged.	0.99	4.80	0.0461		0.46		Algorithm converged.	0.21	1.01
	4-5	93	18.6	6	6.5	89	17.8	9	10.1	0.61		Convergence criterion (GCONV=1E-8) satisfied.	0.21	1.80	-0.037		Algorithm converged.	-0.117	0.043	0.64		Algorithm converged.	0.24	1.72	0.3707		1.57		Algorithm converged.	0.58	4.22
Baseline Bulky Disease	Present	176	35.2	14	8.0	160	32.0	13	8.1	0.98		Convergence criterion (GCONV=1E-8) satisfied.	0.44	2.15	-0.002		Algorithm converged.	-0.060	0.057	0.98		Algorithm converged.	0.47	2.02	0.9543	0.3748	1.02		Algorithm converged.	0.50	2.11
	Absent	257	51.4	31	12.1	244	48.8	20	8.2	1.54		Convergence criterion (GCONV=1E-8) satisfied.	0.85	2.78	0.039		Algorithm converged.	-0.014	0.091	1.47		Algorithm converged.	0.86	2.51	0.1531		0.68		Algorithm converged.	0.40	1.16
Double Expressor Lymphoma by IHC (Central Review)	DEL	127	25.4	16	12.6	132	26.4	10	7.6	1.76		Convergence criterion (GCONV=1E-8) satisfied.	0.77	4.04	0.050		Algorithm converged.	-0.023	0.123	1.66		Algorithm converged.	0.78	3.53	0.1796	0.4502	0.60		Algorithm converged.	0.28	1.28
	Non DEL	226	45.2	23	10.2	204	40.8	18	8.8	1.17		Convergence criterion (GCONV=1E-8) satisfied.	0.61	2.24	0.014		Algorithm converged.	-0.042	0.069	1.15		Algorithm converged.	0.64	2.07	0.6336		0.87		Algorithm converged.	0.48	1.56
	Unknown	80	16.0	6	7.5	68	13.6	5	7.4	1.02		Convergence criterion (GCONV=1E-8) satisfied.	0.30	3.51	0.001		Algorithm converged.	-0.083	0.086	1.02		Algorithm converged.	0.33	3.20	0.9730		0.98		Algorithm converged.	0.31	3.07
Double/Triple-Hit Lymphoma (Central Review)	DH/TH-	300	60.0	36	12.0	294	58.8	23	7.8	1.61		Convergence criterion (GCONV=1E-8) satisfied.	0.93	2.78	0.042		Algorithm converged.	-0.006	0.090	1.53		Algorithm converged.	0.93	2.52	0.0891	0.1253	0.65		Algorithm converged.	0.40	1.07
	DH/TH+	23	4.6	0	0.0	16	3.2	1	6.3		*	Quasi-complete separation of data points detected.				*	ERROR: Error in computing the link function, its derivatives, or the variance function.			0.00		Algorithm converged.	0.00	NE	0.2305		>999.99		Algorithm converged.	0.00	NE
	Unknown	110	22.0	9	8.2	94	18.8	9	9.6	0.84		Convergence criterion (GCONV=1E-8) satisfied.	0.32	2.22	-0.014		Algorithm converged.	-0.092	0.065	0.85		Algorithm converged.	0.35	2.06	0.7273		1.17		Algorithm converged.	0.48	2.83

Test for interaction based on RR (Log-binomial regression)
* indicates convergence problem. Result is uninterpretable.
Clinical cut-off: 15JUN2022

Program: root/clinical_studies/RO5541077/CDPT7884/GO39942/data_analysis/ACE_BASE/prod/program/t_eff_resp.sas
Output: root/clinical_studies/RO5541077/CDPT7884/GO39942/data_analysis/ACE_FINAL_OS/prod/output/t_eff_resp_sg1_QC3010ET_IT_POOLED_15JUN2022_39942.xls
13MAR2023 19:23

POPULATION: Global and China Extension Population, Intent-To-Treat Population
ENDPOINT: EORTC QLQ-C30: Deterioration (MID=10) at EOT
MODEL: Unstratified Analysis
STUDY: GO39942
Dichotomous Analysis by Subgroups (Efficacy)

EORTC QLQ-C30: Deterioration (MID=10) at EOT in Fatigue

		Polatuzumab Vedotin + R-CHP (N=500)				R-CHOP (N=500)				Polatuzumab Vedotin + R-CHP vs. R-CHOP																	R-CHOP vs. Polatuzumab Vedotin + R-CHP				
		Patients		Patients with Event		Patients		Patients with Event		Odds Ratio					Absolute Risk Difference					Relative Risk							Relative Risk				
Name	Level	n	%	n	%	n	%	n	%	Odds Ratio		Convergence Reason	95% Lower CL	95% Upper CL	Absolute Risk		Convergence Reason	95% Lower CL	95% Upper CL	Relative Risk		Convergence Reason	95% Lower CL	95% Upper CL	p-value (Cochran-Mantel-Haenszel)	Interaction Test p-value (likelihood ratio)	Relative Risk		Convergence Reason	95% Lower CL	95% Upper CL
All	n/a	436	87.2	102	23.4	404	80.8	114	28.2	0.78		Convergence criterion (GCONV=1E-8) satisfied.	0.57	1.06	-0.048		Algorithm converged.	-0.107	0.011	0.83		Algorithm converged.	0.66	1.04	0.1102		1.21		Algorithm converged.	0.96	1.52
Sex	Male	230	46.0	50	21.7	217	43.4	55	25.3	0.82		Convergence criterion (GCONV=1E-8) satisfied.	0.53	1.27	-0.036		Algorithm converged.	-0.115	0.043	0.86		Algorithm converged.	0.61	1.20	0.3692	0.7672	1.17		Algorithm converged.	0.83	1.63
	Female	206	41.2	52	25.2	187	37.4	59	31.6	0.73		Convergence criterion (GCONV=1E-8) satisfied.	0.47	1.14	-0.063		Algorithm converged.	-0.152	0.026	0.80		Algorithm converged.	0.58	1.10	0.1659		1.25		Algorithm converged.	0.91	1.71
Age	<= 60	150	30.0	30	20.0	130	26.0	25	19.2	1.05		Convergence criterion (GCONV=1E-8) satisfied.	0.58	1.90	0.008		Algorithm converged.	-0.086	0.101	1.04		Algorithm converged.	0.65	1.67	0.8719	0.2877	0.96		Algorithm converged.	0.60	1.55
	> 60	286	57.2	72	25.2	274	54.8	89	32.5	0.70		Convergence criterion (GCONV=1E-8) satisfied.	0.48	1.01	-0.073		Algorithm converged.	-0.148	0.002	0.78		Algorithm converged.	0.60	1.01	0.0564		1.29		Algorithm converged.	0.99	1.68
Geographic region	Western Europe/United States/Canada/Australia	250	50.0	54	21.6	225	45.0	61	27.1	0.74		Convergence criterion (GCONV=1E-8) satisfied.	0.49	1.13	-0.055		Algorithm converged.	-0.132	0.022	0.80		Algorithm converged.	0.58	1.10	0.1619	0.8874	1.26		Algorithm converged.	0.91	1.73
	Asia	133	26.6	39	29.3	128	25.6	42	32.8	0.85		Convergence criterion (GCONV=1E-8) satisfied.	0.50	1.44	-0.035		Algorithm converged.	-0.147	0.077	0.89		Algorithm converged.	0.62	1.28	0.5432		1.12		Algorithm converged.	0.78	1.61
	Rest of World	53	10.6	9	17.0	51	10.2	11	21.6	0.74		Convergence criterion (GCONV=1E-8) satisfied.	0.28	1.98	-0.046		Algorithm converged.	-0.197	0.106	0.79		Algorithm converged.	0.36	1.74	0.5548		1.27		Algorithm converged.	0.57	2.81
Race/ethnicity	White	202	40.4	44	21.8	184	36.8	47	25.5	0.81		Convergence criterion (GCONV=1E-8) satisfied.	0.51	1.30	-0.038		Algorithm converged.	-0.123	0.047	0.85		Algorithm converged.	0.60	1.22	0.3852	0.6474	1.17		Algorithm converged.	0.82	1.68
	Black or African American	7	1.4	2	28.6	4	0.8	3	75.0	0.13		Convergence criterion (GCONV=1E-8) satisfied.	0.01	2.18	-0.464		Algorithm converged.	-1.005	0.076	0.38		Algorithm converged.	0.10	1.40	0.1561		2.62		Algorithm converged.	0.71	9.64
	Asian	137	27.4	39	28.5	133	26.6	43	32.3	0.83		Convergence criterion (GCONV=1E-8) satisfied.	0.50	1.40	-0.039		Algorithm converged.	-0.148	0.071	0.88		Algorithm converged.	0.61	1.26	0.4909		1.14		Algorithm converged.	0.79	1.63
	Other	6	1.2	1	16.7	9	1.8	2	22.2	0.70		Convergence criterion (GCONV=1E-8) satisfied.	0.05	10.01	-0.056		Algorithm converged.	-0.459	0.348	0.75		Algorithm converged.	0.09	6.55	0.7990		1.33		Algorithm converged.	0.15	11.64
	Unknown	84	16.8	16	19.0	74	14.8	19	25.7	0.68		Convergence criterion (GCONV=1E-8) satisfied.	0.32	1.45	-0.066		Algorithm converged.	-0.197	0.064	0.74		Algorithm converged.	0.41	1.33	0.3183		1.35		Algorithm converged.	0.75	2.42
ECOG performance status	0-1	371	74.2	89	24.0	347	69.4	103	29.7	0.75		Convergence criterion (GCONV=1E-8) satisfied.	0.54	1.04	-0.057		Algorithm converged.	-0.122	0.008	0.81		Algorithm converged.	0.63	1.03	0.0852	0.4106	1.24		Algorithm converged.	0.97	1.58
	2	65	13.0	13	20.0	56	11.2	10	17.9	1.15		Convergence criterion (GCONV=1E-8) satisfied.	0.46	2.87	0.021		Algorithm converged.	-0.118	0.161	1.12		Algorithm converged.	0.53	2.35	0.7655		0.89		Algorithm converged.	0.42	1.88
	Missing	0	0.0	0	0.0	1	0.2	1	100.0	NE			NE	NE	NE		NE	NE	NE	NE		NE	NE	NE	NE		NE		NE	NE	NE
Cell of origin (determined by gene expression)	ABC	121	24.2	28	23.1	119	23.8	36	30.3	0.69		Convergence criterion (GCONV=1E-8) satisfied.	0.39	1.23	-0.071		Algorithm converged.	-0.183	0.040	0.76		Algorithm converged.	0.50	1.17	0.2139	0.9064	1.31		Algorithm converged.	0.86	2.00
	GCB	166	33.2	44	26.5	150	30.0	46	30.7	0.82		Convergence criterion (GCONV=1E-8) satisfied.	0.50	1.33	-0.042		Algorithm converged.	-0.141	0.058	0.86		Algorithm converged.	0.61	1.23	0.4139		1.16		Algorithm converged.	0.82	1.64
	Unclassified	47	9.4	12	25.5	53	10.6	16	30.2	0.79		Convergence criterion (GCONV=1E-8) satisfied.	0.33	1.91	-0.047		Algorithm converged.	-0.222	0.129	0.85		Algorithm converged.	0.45	1.60	0.6065		1.18		Algorithm converged.	0.63	2.24
	Unknown	102	20.4	18	17.6	82	16.4	16	19.5	0.88		Convergence criterion (GCONV=1E-8) satisfied.	0.42	1.86	-0.019		Algorithm converged.	-0.132	0.095	0.90		Algorithm converged.	0.49	1.66	0.7466		1.11		Algorithm converged.	0.60	2.03
IPI score at Screening	1-2	171	34.2	42	24.6	166	33.2	52	31.3	0.71		Convergence criterion (GCONV=1E-8) satisfied.	0.44	1.15	-0.068		Algorithm converged.	-0.163	0.028	0.78		Algorithm converged.	0.55	1.11	0.1669	0.9106	1.28		Algorithm converged.	0.90	1.80
	3	173	34.6	43	24.9	148	29.6	42	28.4	0.83		Convergence criterion (GCONV=1E-8) satisfied.	0.51	1.37	-0.035		Algorithm converged.	-0.132	0.062	0.88		Algorithm converged.	0.61	1.26	0.4765		1.14		Algorithm converged.	0.79	1.64
	4-5	92	18.4	17	18.5	90	18.0	20	22.2	0.79		Convergence criterion (GCONV=1E-8) satisfied.	0.38	1.64	-0.037		Algorithm converged.	-0.154	0.079	0.83		Algorithm converged.	0.47	1.48	0.5315		1.20		Algorithm converged.	0.67	2.14
Baseline Bulky Disease	Present	175	35.0	27	15.4	160	32.0	39	24.4	0.57		Convergence criterion (GCONV=1E-8) satisfied.	0.33	0.98	-0.089		Algorithm converged.	-0.175	-0.004	0.63		Algorithm converged.	0.41	0.98	0.0400	0.1361	1.58		Algorithm converged.	1.02	2.46
	Absent	261	52.2	75	28.7	244	48.8	75	30.7	0.91		Convergence criterion (GCONV=1E-8) satisfied.	0.62	1.33	-0.020		Algorithm converged.	-0.100	0.060	0.93		Algorithm converged.	0.71	1.22	0.6231		1.07		Algorithm converged.	0.82	1.40
Double Expressor Lymphoma by IHC (Central Review)	DEL	130	26.0	33	25.4	134	26.8	40	29.9	0.80		Convergence criterion (GCONV=1E-8) satisfied.	0.47	1.37	-0.045		Algorithm converged.	-0.152	0.063	0.85		Algorithm converged.	0.57	1.26	0.4182	0.9462	1.18		Algorithm converged.	0.79	1.74
	Non DEL	226	45.2	60	26.5	202	40.4	62	30.7	0.82		Convergence criterion (GCONV=1E-8) satisfied.	0.54	1.24	-0.041		Algorithm converged.	-0.127	0.044	0.86		Algorithm converged.	0.64	1.17	0.3436		1.16		Algorithm converged.	0.86	1.56
	Unknown	80	16.0	9	11.3	68	13.6	12	17.6	0.59		Convergence criterion (GCONV=1E-8) satisfied.	0.23	1.50	-0.064		Algorithm converged.	-0.178	0.050	0.64		Algorithm converged.	0.29	1.42	0.2680		1.57		Algorithm converged.	0.70	3.50
Double/Triple-Hit Lymphoma (Central Review)	DH/TH-	302	60.4	84	27.8	293	58.6	84	28.7	0.96		Convergence criterion (GCONV=1E-8) satisfied.	0.67	1.37	-0.009		Algorithm converged.	-0.081	0.064	0.97		Algorithm converged.	0.75	1.25	0.8171	0.2236	1.03		Algorithm converged.	0.80	1.33
	DH/TH+	23	4.6	5	21.7	17	3.4	7	41.2	0.40		Convergence criterion (GCONV=1E-8) satisfied.	0.10	1.58	-0.194		Algorithm converged.	-0.483	0.094	0.53		Algorithm converged.	0.20	1.38	0.1904		1.89		Algorithm converged.	0.72	4.95
	Unknown	111	22.2	13	11.7	94	18.8	23	24.5	0.41		Convergence criterion (GCONV=1E-8) satisfied.	0.19	0.86	-0.128		Algorithm converged.	-0.233	-0.022	0.48		Algorithm converged.	0.26	0.89	0.0170		2.09		Algorithm converged.	1.12	3.89

Test for interaction based on RR (Log-binomial regression)
* indicates convergence problem. Result is uninterpretable.
Clinical cut-off: 15JUN2022

Program: root/clinical_studies/RO5541077/CDPT7884/GO39942/data_analysis/ACE_BASE/prod/program/t_eff_resp.sas
Output: root/clinical_studies/RO5541077/CDPT7884/GO39942/data_analysis/ACE_FINAL_OS/prod/output/t_eff_resp_sg1_QC3010ET_IT_POOLED_15JUN2022_39942.xls
13MAR2023 19:23

POPULATION: Global and China Extension Population, Intent-To-Treat Population
ENDPOINT: EORTC QLQ-C30: Deterioration (MID=10) at EOT
MODEL: Unstratified Analysis
STUDY: GO39942
Dichotomous Analysis by Subgroups (Efficacy)

EORTC QLQ-C30: Deterioration (MID=10) at EOT in Financial difficulties

		Polatuzumab Vedotin + R-CHP (N=500)				R-CHOP (N=500)				Polatuzumab Vedotin + R-CHP vs. R-CHOP																	R-CHOP vs. Polatuzumab Vedotin + R-CHP				
		Patients		Patients with Event		Patients		Patients with Event		Odds Ratio					Absolute Risk Difference					Relative Risk							Relative Risk				
Name	Level	n	%	n	%	n	%	n	%	Odds Ratio		Convergence Reason	95% Lower CL	95% Upper CL	Absolute Risk		Convergence Reason	95% Lower CL	95% Upper CL	Relative Risk		Convergence Reason	95% Lower CL	95% Upper CL	p-value (Cochran-Mantel-Haenszel)	Interaction Test p-value (likelihood ratio)	Relative Risk		Convergence Reason	95% Lower CL	95% Upper CL
All	n/a	427	85.4	57	13.3	398	79.6	43	10.8	1.27		Convergence criterion (GCONV=1E-8) satisfied.	0.83	1.94	0.025		Algorithm converged.	-0.019	0.070	1.24		Algorithm converged.	0.85	1.79	0.2634		0.81		Algorithm converged.	0.56	1.17
Sex	Male	226	45.2	29	12.8	216	43.2	27	12.5	1.03		Convergence criterion (GCONV=1E-8) satisfied.	0.59	1.81	0.003		Algorithm converged.	-0.059	0.065	1.03		Algorithm converged.	0.63	1.68	0.9166	0.2597	0.97		Algorithm converged.	0.60	1.59
	Female	201	40.2	28	13.9	182	36.4	16	8.8	1.68		Convergence criterion (GCONV=1E-8) satisfied.	0.88	3.22	0.051		Algorithm converged.	-0.012	0.115	1.58		Algorithm converged.	0.89	2.83	0.1157		0.63		Algorithm converged.	0.35	1.13
Age	<= 60	149	29.8	24	16.1	130	26.0	16	12.3	1.37		Convergence criterion (GCONV=1E-8) satisfied.	0.69	2.70	0.038		Algorithm converged.	-0.044	0.120	1.31		Algorithm converged.	0.73	2.35	0.3672	0.7859	0.76		Algorithm converged.	0.42	1.37
	> 60	278	55.6	33	11.9	268	53.6	27	10.1	1.20		Convergence criterion (GCONV=1E-8) satisfied.	0.70	2.06	0.018		Algorithm converged.	-0.034	0.070	1.18		Algorithm converged.	0.73	1.90	0.5028		0.85		Algorithm converged.	0.53	1.37
Geographic region	Western Europe/United States/Canada/Australia	241	48.2	30	12.4	218	43.6	23	10.6	1.21		Convergence criterion (GCONV=1E-8) satisfied.	0.68	2.15	0.019		Algorithm converged.	-0.039	0.077	1.18		Algorithm converged.	0.71	1.97	0.5257	0.9645	0.85		Algorithm converged.	0.51	1.41
	Asia	133	26.6	19	14.3	128	25.6	14	10.9	1.36		Convergence criterion (GCONV=1E-8) satisfied.	0.65	2.84	0.033		Algorithm converged.	-0.047	0.114	1.31		Algorithm converged.	0.68	2.49	0.4167		0.77		Algorithm converged.	0.40	1.46
	Rest of World	53	10.6	8	15.1	52	10.4	6	11.5	1.36		Convergence criterion (GCONV=1E-8) satisfied.	0.44	4.24	0.036		Algorithm converged.	-0.094	0.165	1.31		Algorithm converged.	0.49	3.51	0.5938		0.76		Algorithm converged.	0.28	2.05
Race/ethnicity	White	196	39.2	27	13.8	184	36.8	16	8.7	1.68		Convergence criterion (GCONV=1E-8) satisfied.	0.87	3.23	0.051		Algorithm converged.	-0.012	0.114	1.58		Algorithm converged.	0.88	2.84	0.1187	0.1053	0.63		Algorithm converged.	0.35	1.13
	Black or African American	6	1.2	1	16.7	4	0.8	2	50.0	0.20		Convergence criterion (GCONV=1E-8) satisfied.	0.01	3.66	-0.333		Algorithm converged.	-0.907	0.240	0.33		Algorithm converged.	0.04	2.56	0.2850		3.00		Algorithm converged.	0.39	23.07
	Asian	137	27.4	20	14.6	133	26.6	14	10.5	1.45		Convergence criterion (GCONV=1E-8) satisfied.	0.70	3.01	0.041		Algorithm converged.	-0.038	0.120	1.39		Algorithm converged.	0.73	2.63	0.3142		0.72		Algorithm converged.	0.38	1.37
	Other	6	1.2	1	16.7	9	1.8	5	55.6	0.16		Convergence criterion (GCONV=1E-8) satisfied.	0.01	1.98	-0.389		Algorithm converged.	-0.830	0.052	0.30		Algorithm converged.	0.05	1.97	0.1456		3.33		Algorithm converged.	0.51	21.89
	Unknown	82	16.4	8	9.8	68	13.6	6	8.8	1.12		Convergence criterion (GCONV=1E-8) satisfied.	0.37	3.39	0.009		Algorithm converged.	-0.084	0.102	1.11		Algorithm converged.	0.40	3.03	0.8455		0.90		Algorithm converged.	0.33	2.48
ECOG performance status	0-1	363	72.6	49	13.5	343	68.6	37	10.8	1.29		Convergence criterion (GCONV=1E-8) satisfied.	0.82	2.03	0.027		Algorithm converged.	-0.021	0.075	1.25		Algorithm converged.	0.84	1.87	0.2713	0.8461	0.80		Algorithm converged.	0.54	1.19
	2	64	12.8	8	12.5	54	10.8	6	11.1	1.14		Convergence criterion (GCONV=1E-8) satisfied.	0.37	3.53	0.014		Algorithm converged.	-0.103	0.130	1.12		Algorithm converged.	0.42	3.04	0.8170		0.89		Algorithm converged.	0.33	2.40
	Missing	0	0.0	0	0.0	1	0.2	0	0.0	NE			NE	NE	NE		NE	NE	NE	NE		NE	NE	NE	NE		NE		NE	NE	NE
Cell of origin (determined by gene expression)	ABC	117	23.4	13	11.1	115	23.0	8	7.0	1.67		Convergence criterion (GCONV=1E-8) satisfied.	0.67	4.20	0.042		Algorithm converged.	-0.032	0.115	1.60		Algorithm converged.	0.69	3.71	0.2712	0.6369	0.63		Algorithm converged.	0.27	1.45
	GCB	164	32.8	22	13.4	149	29.8	20	13.4	1.00		Convergence criterion (GCONV=1E-8) satisfied.	0.52	1.92	0.000		Algorithm converged.	-0.076	0.076	1.00		Algorithm converged.	0.57	1.76	0.9983		1.00		Algorithm converged.	0.57	1.76
	Unclassified	46	9.2	7	15.2	53	10.6	6	11.3	1.41		Convergence criterion (GCONV=1E-8) satisfied.	0.44	4.53	0.039		Algorithm converged.	-0.095	0.173	1.34		Algorithm converged.	0.49	3.71	0.5689		0.74		Algorithm converged.	0.27	2.06
	Unknown	100	20.0	15	15.0	81	16.2	9	11.1	1.41		Convergence criterion (GCONV=1E-8) satisfied.	0.58	3.42	0.039		Algorithm converged.	-0.059	0.137	1.35		Algorithm converged.	0.62	2.92	0.4443		0.74		Algorithm converged.	0.34	1.60
IPI score at Screening	1-2	168	33.6	22	13.1	163	32.6	16	9.8	1.38		Convergence criterion (GCONV=1E-8) satisfied.	0.70	2.74	0.033		Algorithm converged.	-0.036	0.101	1.33		Algorithm converged.	0.73	2.45	0.3502	0.8564	0.75		Algorithm converged.	0.41	1.38
	3	170	34.0	26	15.3	147	29.4	18	12.2	1.29		Convergence criterion (GCONV=1E-8) satisfied.	0.68	2.47	0.030		Algorithm converged.	-0.045	0.106	1.25		Algorithm converged.	0.71	2.18	0.4343		0.80		Algorithm converged.	0.46	1.40
	4-5	89	17.8	9	10.1	88	17.6	9	10.2	0.99		Convergence criterion (GCONV=1E-8) satisfied.	0.37	2.62	-0.001		Algorithm converged.	-0.090	0.088	0.99		Algorithm converged.	0.41	2.37	0.9799		1.01		Algorithm converged.	0.42	2.43
Baseline Bulky Disease	Present	172	34.4	22	12.8	156	31.2	19	12.2	1.06		Convergence criterion (GCONV=1E-8) satisfied.	0.55	2.04	0.006		Algorithm converged.	-0.065	0.078	1.05		Algorithm converged.	0.59	1.87	0.8674	0.4733	0.95		Algorithm converged.	0.54	1.69
	Absent	255	51.0	35	13.7	242	48.4	24	9.9	1.45		Convergence criterion (GCONV=1E-8) satisfied.	0.83	2.51	0.038		Algorithm converged.	-0.019	0.095	1.38		Algorithm converged.	0.85	2.26	0.1900		0.72		Algorithm converged.	0.44	1.18
Double Expressor Lymphoma by IHC (Central Review)	DEL	125	25.0	11	8.8	130	26.0	12	9.2	0.95		Convergence criterion (GCONV=1E-8) satisfied.	0.40	2.24	-0.004		Algorithm converged.	-0.075	0.066	0.95		Algorithm converged.	0.44	2.08	0.9046	0.4728	1.05		Algorithm converged.	0.48	2.29
	Non DEL	224	44.8	33	14.7	200	40.0	22	11.0	1.40		Convergence criterion (GCONV=1E-8) satisfied.	0.79	2.49	0.037		Algorithm converged.	-0.026	0.101	1.34		Algorithm converged.	0.81	2.22	0.2541		0.75		Algorithm converged.	0.45	1.24
	Unknown	78	15.6	13	16.7	68	13.6	9	13.2	1.31		Convergence criterion (GCONV=1E-8) satisfied.	0.52	3.29	0.034		Algorithm converged.	-0.081	0.150	1.26		Algorithm converged.	0.57	2.76	0.5645		0.79		Algorithm converged.	0.36	1.74
Double/Triple-Hit Lymphoma (Central Review)	DH/TH-	296	59.2	36	12.2	288	57.6	28	9.7	1.29		Convergence criterion (GCONV=1E-8) satisfied.	0.76	2.17	0.024		Algorithm converged.	-0.026	0.075	1.25		Algorithm converged.	0.78	1.99	0.3457	0.4588	0.80		Algorithm converged.	0.50	1.27
	DH/TH+	23	4.6	3	13.0	16	3.2	3	18.8	0.65		Convergence criterion (GCONV=1E-8) satisfied.	0.11	3.73	-0.057		Algorithm converged.	-0.293	0.179	0.70		Algorithm converged.	0.16	3.02	0.6315		1.44		Algorithm converged.	0.33	6.24
	Unknown	108	21.6	18	16.7	94	18.8	12	12.8	1.37		Convergence criterion (GCONV=1E-8) satisfied.	0.62	3.01	0.039		Algorithm converged.	-0.058	0.136	1.31		Algorithm converged.	0.66	2.57	0.4379		0.77		Algorithm converged.	0.39	1.51

Test for interaction based on RR (Log-binomial regression)
* indicates convergence problem. Result is uninterpretable.
Clinical cut-off: 15JUN2022

Program: root/clinical_studies/RO5541077/CDPT7884/GO39942/data_analysis/ACE_BASE/prod/program/t_eff_resp.sas
Output: root/clinical_studies/RO5541077/CDPT7884/GO39942/data_analysis/ACE_FINAL_OS/prod/output/t_eff_resp_sg1_QC3010ET_IT_POOLED_15JUN2022_39942.xls
13MAR2023 19:23

POPULATION: Global and China Extension Population, Intent-To-Treat Population
ENDPOINT: EORTC QLQ-C30: Deterioration (MID=10) at EOT
MODEL: Unstratified Analysis
STUDY: GO39942
Dichotomous Analysis by Subgroups (Efficacy)

EORTC QLQ-C30: Deterioration (MID=10) at EOT in Nausea and vomiting

		Polatuzumab Vedotin + R-CHP (N=500)				R-CHOP (N=500)				Polatuzumab Vedotin + R-CHP vs. R-CHOP																	R-CHOP vs. Polatuzumab Vedotin + R-CHP				
		Patients		Patients with Event		Patients		Patients with Event		Odds Ratio					Absolute Risk Difference					Relative Risk							Relative Risk				
Name	Level	n	%	n	%	n	%	n	%	Odds Ratio		Convergence Reason	95% Lower CL	95% Upper CL	Absolute Risk		Convergence Reason	95% Lower CL	95% Upper CL	Relative Risk		Convergence Reason	95% Lower CL	95% Upper CL	p-value (Cochran-Mantel-Haenszel)	Interaction Test p-value (likelihood ratio)	Relative Risk		Convergence Reason	95% Lower CL	95% Upper CL
All	n/a	436	87.2	33	7.6	405	81.0	33	8.1	0.92		Convergence criterion (GCONV=1E-8) satisfied.	0.56	1.53	-0.006		Algorithm converged.	-0.042	0.031	0.93		Algorithm converged.	0.58	1.48	0.7551		1.08		Algorithm converged.	0.68	1.71
Sex	Male	230	46.0	19	8.3	217	43.4	18	8.3	1.00		Convergence criterion (GCONV=1E-8) satisfied.	0.51	1.95	0.000		Algorithm converged.	-0.051	0.051	1.00		Algorithm converged.	0.54	1.85	0.9896	0.7429	1.00		Algorithm converged.	0.54	1.86
	Female	206	41.2	14	6.8	188	37.6	15	8.0	0.84		Convergence criterion (GCONV=1E-8) satisfied.	0.39	1.79	-0.012		Algorithm converged.	-0.064	0.040	0.85		Algorithm converged.	0.42	1.72	0.6538		1.17		Algorithm converged.	0.58	2.37
Age	<= 60	150	30.0	13	8.7	130	26.0	13	10.0	0.85		Convergence criterion (GCONV=1E-8) satisfied.	0.38	1.91	-0.013		Algorithm converged.	-0.082	0.055	0.87		Algorithm converged.	0.42	1.80	0.7019	0.8294	1.15		Algorithm converged.	0.55	2.40
	> 60	286	57.2	20	7.0	275	55.0	20	7.3	0.96		Convergence criterion (GCONV=1E-8) satisfied.	0.50	1.82	-0.003		Algorithm converged.	-0.045	0.040	0.96		Algorithm converged.	0.53	1.75	0.8977		1.04		Algorithm converged.	0.57	1.89
Geographic region	Western Europe/United States/Canada/Australia	250	50.0	21	8.4	226	45.2	23	10.2	0.81		Convergence criterion (GCONV=1E-8) satisfied.	0.43	1.51	-0.018		Algorithm converged.	-0.070	0.035	0.83		Algorithm converged.	0.47	1.45	0.5043	0.6707	1.21		Algorithm converged.	0.69	2.13
	Asia	133	26.6	7	5.3	128	25.6	7	5.5	0.96		Convergence criterion (GCONV=1E-8) satisfied.	0.33	2.82	-0.002		Algorithm converged.	-0.057	0.053	0.96		Algorithm converged.	0.35	2.67	0.9414		1.04		Algorithm converged.	0.37	2.88
	Rest of World	53	10.6	5	9.4	51	10.2	3	5.9	1.67		Convergence criterion (GCONV=1E-8) satisfied.	0.38	7.37	0.036		Algorithm converged.	-0.066	0.137	1.60		Algorithm converged.	0.40	6.37	0.4989		0.62		Algorithm converged.	0.16	2.48
Race/ethnicity	White	202	40.4	16	7.9	185	37.0	18	9.7	0.80		Convergence criterion (GCONV=1E-8) satisfied.	0.39	1.62	-0.018		Algorithm converged.	-0.075	0.039	0.81		Algorithm converged.	0.43	1.55	0.5306	0.1978	1.23		Algorithm converged.	0.65	2.34
	Black or African American	7	1.4	1	14.3	4	0.8	1	25.0	0.50		Convergence criterion (GCONV=1E-8) satisfied.	0.02	11.09	-0.107		Algorithm converged.	-0.604	0.390	0.57		Algorithm converged.	0.05	6.86	0.6726		1.75		Algorithm converged.	0.15	21.00
	Asian	137	27.4	8	5.8	133	26.6	9	6.8	0.85		Convergence criterion (GCONV=1E-8) satisfied.	0.32	2.29	-0.009		Algorithm converged.	-0.067	0.049	0.86		Algorithm converged.	0.34	2.17	0.7542		1.16		Algorithm converged.	0.46	2.91
	Other	6	1.2	2	33.3	9	1.8	0	0.0		*	Quasi-complete separation of data points detected.				*	ERROR: Error in computing the link function, its derivatives, or the variance function.			NE		Algorithm converged.	NE	NE	0.0723		NE		Algorithm converged.	NE	NE
	Unknown	84	16.8	6	7.1	74	14.8	5	6.8	1.06		Convergence criterion (GCONV=1E-8) satisfied.	0.31	3.63	0.004		Algorithm converged.	-0.076	0.083	1.06		Algorithm converged.	0.34	3.32	0.9244		0.95		Algorithm converged.	0.30	2.97
ECOG performance status	0-1	371	74.2	31	8.4	348	69.6	29	8.3	1.00		Convergence criterion (GCONV=1E-8) satisfied.	0.59	1.70	0.000		Algorithm converged.	-0.040	0.041	1.00		Algorithm converged.	0.62	1.63	0.9913	0.3229	1.00		Algorithm converged.	0.61	1.62
	2	65	13.0	2	3.1	56	11.2	4	7.1	0.41		Convergence criterion (GCONV=1E-8) satisfied.	0.07	2.34	-0.041		Algorithm converged.	-0.120	0.039	0.43		Algorithm converged.	0.08	2.26	0.3063		2.32		Algorithm converged.	0.44	12.20
	Missing	0	0.0	0	0.0	1	0.2	0	0.0	NE			NE	NE	NE		NE	NE	NE	NE		NE	NE	NE	NE		NE		NE	NE	NE
Cell of origin (determined by gene expression)	ABC	121	24.2	6	5.0	119	23.8	7	5.9	0.83		Convergence criterion (GCONV=1E-8) satisfied.	0.27	2.56	-0.009		Algorithm converged.	-0.067	0.048	0.84		Algorithm converged.	0.29	2.43	0.7524	0.5837	1.19		Algorithm converged.	0.41	3.43
	GCB	166	33.2	10	6.0	151	30.2	13	8.6	0.68		Convergence criterion (GCONV=1E-8) satisfied.	0.29	1.60	-0.026		Algorithm converged.	-0.083	0.032	0.70		Algorithm converged.	0.32	1.55	0.3763		1.43		Algorithm converged.	0.65	3.16
	Unclassified	47	9.4	3	6.4	53	10.6	9	17.0	0.33		Convergence criterion (GCONV=1E-8) satisfied.	0.08	1.31	-0.106		Algorithm converged.	-0.229	0.017	0.38		Algorithm converged.	0.11	1.31	0.1053		2.66		Algorithm converged.	0.77	9.25
	Unknown	102	20.4	14	13.7	82	16.4	4	4.9	3.10		Convergence criterion (GCONV=1E-8) satisfied.	0.98	9.82	0.088		Algorithm converged.	0.007	0.170	2.81		Algorithm converged.	0.96	8.22	0.0452		0.36		Algorithm converged.	0.12	1.04
IPI score at Screening	1-2	171	34.2	20	11.7	167	33.4	21	12.6	0.92		Convergence criterion (GCONV=1E-8) satisfied.	0.48	1.77	-0.009		Algorithm converged.	-0.078	0.061	0.93		Algorithm converged.	0.52	1.65	0.8048	0.9978	1.08		Algorithm converged.	0.61	1.91
	3	173	34.6	10	5.8	148	29.6	9	6.1	0.95		Convergence criterion (GCONV=1E-8) satisfied.	0.37	2.40	-0.003		Algorithm converged.	-0.055	0.049	0.95		Algorithm converged.	0.40	2.28	0.9095		1.05		Algorithm converged.	0.44	2.52
	4-5	92	18.4	3	3.3	90	18.0	3	3.3	0.98		Convergence criterion (GCONV=1E-8) satisfied.	0.19	4.98	-0.001		Algorithm converged.	-0.053	0.051	0.98		Algorithm converged.	0.20	4.72	0.9782		1.02		Algorithm converged.	0.21	4.93
Baseline Bulky Disease	Present	175	35.0	13	7.4	161	32.2	11	6.8	1.09		Convergence criterion (GCONV=1E-8) satisfied.	0.48	2.52	0.006		Algorithm converged.	-0.049	0.061	1.09		Algorithm converged.	0.50	2.36	0.8323	0.6171	0.92		Algorithm converged.	0.42	1.99
	Absent	261	52.2	20	7.7	244	48.8	22	9.0	0.84		Convergence criterion (GCONV=1E-8) satisfied.	0.44	1.58	-0.014		Algorithm converged.	-0.062	0.035	0.85		Algorithm converged.	0.48	1.52	0.5824		1.18		Algorithm converged.	0.66	2.10
Double Expressor Lymphoma by IHC (Central Review)	DEL	130	26.0	11	8.5	134	26.8	9	6.7	1.28		Convergence criterion (GCONV=1E-8) satisfied.	0.51	3.21	0.017		Algorithm converged.	-0.046	0.081	1.26		Algorithm converged.	0.54	2.94	0.5929	0.1780	0.79		Algorithm converged.	0.34	1.85
	Non DEL	226	45.2	15	6.6	203	40.6	22	10.8	0.58		Convergence criterion (GCONV=1E-8) satisfied.	0.29	1.16	-0.042		Algorithm converged.	-0.096	0.012	0.61		Algorithm converged.	0.33	1.15	0.1222		1.63		Algorithm converged.	0.87	3.06
	Unknown	80	16.0	7	8.8	68	13.6	2	2.9	3.16		Convergence criterion (GCONV=1E-8) satisfied.	0.63	15.77	0.058		Algorithm converged.	-0.016	0.132	2.97		Algorithm converged.	0.64	13.85	0.1419		0.34		Algorithm converged.	0.07	1.56
Double/Triple-Hit Lymphoma (Central Review)	DH/TH-	302	60.4	19	6.3	294	58.8	29	9.9	0.61		Convergence criterion (GCONV=1E-8) satisfied.	0.34	1.12	-0.036		Algorithm converged.	-0.079	0.008	0.64		Algorithm converged.	0.37	1.11	0.1094	0.4744	1.57		Algorithm converged.	0.90	2.73
	DH/TH+	23	4.6	2	8.7	17	3.4	1	5.9	1.52		Convergence criterion (GCONV=1E-8) satisfied.	0.13	18.31	0.028		Algorithm converged.	-0.132	0.189	1.48		Algorithm converged.	0.15	15.00	0.7416		0.68		Algorithm converged.	0.07	6.86
	Unknown	111	22.2	12	10.8	94	18.8	3	3.2	3.68		Convergence criterion (GCONV=1E-8) satisfied.	1.01	13.44	0.076		Algorithm converged.	0.008	0.144	3.39		Algorithm converged.	0.99	11.65	0.0373		0.30		Algorithm converged.	0.09	1.02

Test for interaction based on RR (Log-binomial regression)
* indicates convergence problem. Result is uninterpretable.
Clinical cut-off: 15JUN2022

Program: root/clinical_studies/RO5541077/CDPT7884/GO39942/data_analysis/ACE_BASE/prod/program/t_eff_resp.sas
Output: root/clinical_studies/RO5541077/CDPT7884/GO39942/data_analysis/ACE_FINAL_OS/prod/output/t_eff_resp_sg1_QC3010ET_IT_POOLED_15JUN2022_39942.xls
13MAR2023 19:23

POPULATION: Global and China Extension Population, Intent-To-Treat Population
ENDPOINT: EORTC QLQ-C30: Deterioration (MID=10) at EOT
MODEL: Unstratified Analysis
STUDY: GO39942
Dichotomous Analysis by Subgroups (Efficacy)

EORTC QLQ-C30: Deterioration (MID=10) at EOT in Pain

		Polatuzumab Vedotin + R-CHP (N=500)				R-CHOP (N=500)				Polatuzumab Vedotin + R-CHP vs. R-CHOP																	R-CHOP vs. Polatuzumab Vedotin + R-CHP				
		Patients		Patients with Event		Patients		Patients with Event		Odds Ratio					Absolute Risk Difference					Relative Risk							Relative Risk				
Name	Level	n	%	n	%	n	%	n	%	Odds Ratio		Convergence Reason	95% Lower CL	95% Upper CL	Absolute Risk		Convergence Reason	95% Lower CL	95% Upper CL	Relative Risk		Convergence Reason	95% Lower CL	95% Upper CL	p-value (Cochran-Mantel-Haenszel)	Interaction Test p-value (likelihood ratio)	Relative Risk		Convergence Reason	95% Lower CL	95% Upper CL
All	n/a	437	87.4	89	20.4	407	81.4	77	18.9	1.10		Convergence criterion (GCONV=1E-8) satisfied.	0.78	1.54	0.014		Algorithm converged.	-0.039	0.068	1.08		Algorithm converged.	0.82	1.42	0.5973		0.93		Algorithm converged.	0.71	1.22
Sex	Male	231	46.2	46	19.9	218	43.6	32	14.7	1.45		Convergence criterion (GCONV=1E-8) satisfied.	0.88	2.37	0.052		Algorithm converged.	-0.017	0.122	1.36		Algorithm converged.	0.90	2.05	0.1439	0.1197	0.74		Algorithm converged.	0.49	1.11
	Female	206	41.2	43	20.9	189	37.8	45	23.8	0.84		Convergence criterion (GCONV=1E-8) satisfied.	0.53	1.36	-0.029		Algorithm converged.	-0.112	0.053	0.88		Algorithm converged.	0.61	1.27	0.4842		1.14		Algorithm converged.	0.79	1.65
Age	<= 60	150	30.0	21	14.0	132	26.4	24	18.2	0.73		Convergence criterion (GCONV=1E-8) satisfied.	0.39	1.39	-0.042		Algorithm converged.	-0.128	0.044	0.77		Algorithm converged.	0.45	1.32	0.3395	0.1412	1.30		Algorithm converged.	0.76	2.22
	> 60	287	57.4	68	23.7	275	55.0	53	19.3	1.30		Convergence criterion (GCONV=1E-8) satisfied.	0.87	1.95	0.044		Algorithm converged.	-0.024	0.112	1.23		Algorithm converged.	0.89	1.69	0.2029		0.81		Algorithm converged.	0.59	1.12
Geographic region	Western Europe/United States/Canada/Australia	251	50.2	57	22.7	227	45.4	48	21.1	1.10		Convergence criterion (GCONV=1E-8) satisfied.	0.71	1.69	0.016		Algorithm converged.	-0.059	0.090	1.07		Algorithm converged.	0.76	1.51	0.6804	0.9420	0.93		Algorithm converged.	0.66	1.31
	Asia	133	26.6	21	15.8	128	25.6	20	15.6	1.01		Convergence criterion (GCONV=1E-8) satisfied.	0.52	1.97	0.002		Algorithm converged.	-0.087	0.090	1.01		Algorithm converged.	0.58	1.77	0.9709		0.99		Algorithm converged.	0.56	1.74
	Rest of World	53	10.6	11	20.8	52	10.4	9	17.3	1.25		Convergence criterion (GCONV=1E-8) satisfied.	0.47	3.33	0.034		Algorithm converged.	-0.116	0.184	1.20		Algorithm converged.	0.54	2.65	0.6545		0.83		Algorithm converged.	0.38	1.84
Race/ethnicity	White	202	40.4	41	20.3	187	37.4	32	17.1	1.23		Convergence criterion (GCONV=1E-8) satisfied.	0.74	2.06	0.032		Algorithm converged.	-0.046	0.109	1.19		Algorithm converged.	0.78	1.80	0.4221	0.4341	0.84		Algorithm converged.	0.56	1.28
	Black or African American	7	1.4	2	28.6	4	0.8	1	25.0	1.20		Convergence criterion (GCONV=1E-8) satisfied.	0.07	19.63	0.036		Algorithm converged.	-0.505	0.576	1.14		Algorithm converged.	0.15	8.99	0.9029		0.88		Algorithm converged.	0.11	6.88
	Asian	137	27.4	22	16.1	133	26.6	22	16.5	0.97		Convergence criterion (GCONV=1E-8) satisfied.	0.51	1.84	-0.005		Algorithm converged.	-0.093	0.083	0.97		Algorithm converged.	0.57	1.67	0.9146		1.03		Algorithm converged.	0.60	1.77
	Other	6	1.2	0	0.0	9	1.8	2	22.2		*	Quasi-complete separation of data points detected.				*	ERROR: Error in computing the link function, its derivatives, or the variance function.			0.00		Algorithm converged.	0.00	NE	0.2308		>999.99		Algorithm converged.	0.00	NE
	Unknown	85	17.0	24	28.2	74	14.8	20	27.0	1.06		Convergence criterion (GCONV=1E-8) satisfied.	0.53	2.13	0.012		Algorithm converged.	-0.127	0.151	1.04		Algorithm converged.	0.63	1.73	0.8655		0.96		Algorithm converged.	0.58	1.59
ECOG performance status	0-1	372	74.4	77	20.7	349	69.8	62	17.8	1.21		Convergence criterion (GCONV=1E-8) satisfied.	0.83	1.75	0.029		Algorithm converged.	-0.028	0.087	1.17		Algorithm converged.	0.86	1.57	0.3186	0.2493	0.86		Algorithm converged.	0.64	1.16
	2	65	13.0	12	18.5	57	11.4	14	24.6	0.70		Convergence criterion (GCONV=1E-8) satisfied.	0.29	1.66	-0.061		Algorithm converged.	-0.207	0.085	0.75		Algorithm converged.	0.38	1.49	0.4136		1.33		Algorithm converged.	0.67	2.64
	Missing	0	0.0	0	0.0	1	0.2	1	100.0	NE			NE	NE	NE		NE	NE	NE	NE		NE	NE	NE	NE		NE		NE	NE	NE
Cell of origin (determined by gene expression)	ABC	121	24.2	24	19.8	119	23.8	25	21.0	0.93		Convergence criterion (GCONV=1E-8) satisfied.	0.50	1.74	-0.012		Algorithm converged.	-0.114	0.090	0.94		Algorithm converged.	0.57	1.56	0.8219	0.2636	1.06		Algorithm converged.	0.64	1.75
	GCB	167	33.4	35	21.0	153	30.6	28	18.3	1.18		Convergence criterion (GCONV=1E-8) satisfied.	0.68	2.06	0.027		Algorithm converged.	-0.060	0.114	1.15		Algorithm converged.	0.73	1.79	0.5510		0.87		Algorithm converged.	0.56	1.36
	Unclassified	47	9.4	8	17.0	53	10.6	16	30.2	0.47		Convergence criterion (GCONV=1E-8) satisfied.	0.18	1.24	-0.132		Algorithm converged.	-0.295	0.032	0.56		Algorithm converged.	0.27	1.20	0.1258		1.77		Algorithm converged.	0.84	3.76
	Unknown	102	20.4	22	21.6	82	16.4	8	9.8	2.54		Convergence criterion (GCONV=1E-8) satisfied.	1.07	6.06	0.118		Algorithm converged.	0.016	0.221	2.21		Algorithm converged.	1.04	4.70	0.0315		0.45		Algorithm converged.	0.21	0.96
IPI score at Screening	1-2	171	34.2	35	20.5	168	33.6	37	22.0	0.91		Convergence criterion (GCONV=1E-8) satisfied.	0.54	1.53	-0.016		Algorithm converged.	-0.103	0.072	0.93		Algorithm converged.	0.62	1.40	0.7266	0.5796	1.08		Algorithm converged.	0.71	1.62
	3	173	34.6	32	18.5	149	29.8	24	16.1	1.18		Convergence criterion (GCONV=1E-8) satisfied.	0.66	2.11	0.024		Algorithm converged.	-0.059	0.107	1.15		Algorithm converged.	0.71	1.86	0.5733		0.87		Algorithm converged.	0.54	1.41
	4-5	93	18.6	22	23.7	90	18.0	16	17.8	1.43		Convergence criterion (GCONV=1E-8) satisfied.	0.70	2.95	0.059		Algorithm converged.	-0.058	0.176	1.33		Algorithm converged.	0.75	2.36	0.3284		0.75		Algorithm converged.	0.42	1.34
Baseline Bulky Disease	Present	176	35.2	27	15.3	162	32.4	29	17.9	0.83		Convergence criterion (GCONV=1E-8) satisfied.	0.47	1.48	-0.026		Algorithm converged.	-0.105	0.054	0.86		Algorithm converged.	0.53	1.38	0.5277	0.2434	1.17		Algorithm converged.	0.72	1.88
	Absent	261	52.2	62	23.8	245	49.0	48	19.6	1.28		Convergence criterion (GCONV=1E-8) satisfied.	0.84	1.96	0.042		Algorithm converged.	-0.030	0.113	1.21		Algorithm converged.	0.87	1.69	0.2570		0.82		Algorithm converged.	0.59	1.15
Double Expressor Lymphoma by IHC (Central Review)	DEL	130	26.0	31	23.8	134	26.8	27	20.1	1.24		Convergence criterion (GCONV=1E-8) satisfied.	0.69	2.22	0.037		Algorithm converged.	-0.063	0.137	1.18		Algorithm converged.	0.75	1.87	0.4691	0.2939	0.84		Algorithm converged.	0.54	1.33
	Non DEL	227	45.4	42	18.5	205	41.0	44	21.5	0.83		Convergence criterion (GCONV=1E-8) satisfied.	0.52	1.33	-0.030		Algorithm converged.	-0.105	0.046	0.86		Algorithm converged.	0.59	1.26	0.4420		1.16		Algorithm converged.	0.79	1.69
	Unknown	80	16.0	16	20.0	68	13.6	6	8.8	2.58		Convergence criterion (GCONV=1E-8) satisfied.	0.95	7.03	0.112		Algorithm converged.	0.001	0.222	2.27		Algorithm converged.	0.94	5.47	0.0577		0.44		Algorithm converged.	0.18	1.06
Double/Triple-Hit Lymphoma (Central Review)	DH/TH-	303	60.6	66	21.8	295	59.0	57	19.3	1.16		Convergence criterion (GCONV=1E-8) satisfied.	0.78	1.73	0.025		Algorithm converged.	-0.040	0.089	1.13		Algorithm converged.	0.82	1.55	0.4572	0.0524	0.89		Algorithm converged.	0.65	1.22
	DH/TH+	23	4.6	1	4.3	17	3.4	4	23.5	0.15		Convergence criterion (GCONV=1E-8) satisfied.	0.01	1.47	-0.192		Algorithm converged.	-0.410	0.026	0.18		Algorithm converged.	0.02	1.51	0.0734		5.41		Algorithm converged.	0.66	44.18
	Unknown	111	22.2	22	19.8	95	19.0	16	16.8	1.22		Convergence criterion (GCONV=1E-8) satisfied.	0.60	2.49	0.030		Algorithm converged.	-0.076	0.135	1.18		Algorithm converged.	0.66	2.11	0.5837		0.85		Algorithm converged.	0.47	1.52

Test for interaction based on RR (Log-binomial regression)
* indicates convergence problem. Result is uninterpretable.
Clinical cut-off: 15JUN2022

Program: root/clinical_studies/RO5541077/CDPT7884/GO39942/data_analysis/ACE_BASE/prod/program/t_eff_resp.sas
Output: root/clinical_studies/RO5541077/CDPT7884/GO39942/data_analysis/ACE_FINAL_OS/prod/output/t_eff_resp_sg1_QC3010ET_IT_POOLED_15JUN2022_39942.xls
13MAR2023 19:23

POPULATION: Global and China Extension Population, Intent-To-Treat Population
ENDPOINT: EORTC QLQ-C30: Deterioration (MID=10) at EOT
MODEL: Unstratified Analysis
STUDY: GO39942
Dichotomous Analysis by Subgroups (Efficacy)

EORTC QLQ-C30: Deterioration (MID=10) at EOT in Physical functioning (revised)

		Polatuzumab Vedotin + R-CHP (N=500)				R-CHOP (N=500)				Polatuzumab Vedotin + R-CHP vs. R-CHOP																	R-CHOP vs. Polatuzumab Vedotin + R-CHP				
		Patients		Patients with Event		Patients		Patients with Event		Odds Ratio					Absolute Risk Difference					Relative Risk							Relative Risk				
Name	Level	n	%	n	%	n	%	n	%	Odds Ratio		Convergence Reason	95% Lower CL	95% Upper CL	Absolute Risk		Convergence Reason	95% Lower CL	95% Upper CL	Relative Risk		Convergence Reason	95% Lower CL	95% Upper CL	p-value (Cochran-Mantel-Haenszel)	Interaction Test p-value (likelihood ratio)	Relative Risk		Convergence Reason	95% Lower CL	95% Upper CL
All	n/a	436	87.2	92	21.1	405	81.0	71	17.5	1.26		Convergence criterion (GCONV=1E-8) satisfied.	0.89	1.78	0.036		Algorithm converged.	-0.018	0.089	1.20		Algorithm converged.	0.91	1.59	0.1909		0.83		Algorithm converged.	0.63	1.10
Sex	Male	230	46.0	52	22.6	217	43.4	30	13.8	1.82		Convergence criterion (GCONV=1E-8) satisfied.	1.11	2.98	0.088		Algorithm converged.	0.017	0.159	1.64		Algorithm converged.	1.09	2.46	0.0166	0.0332	0.61		Algorithm converged.	0.41	0.92
	Female	206	41.2	40	19.4	188	37.6	41	21.8	0.86		Convergence criterion (GCONV=1E-8) satisfied.	0.53	1.41	-0.024		Algorithm converged.	-0.104	0.056	0.89		Algorithm converged.	0.60	1.31	0.5580		1.12		Algorithm converged.	0.76	1.66
Age	<= 60	150	30.0	19	12.7	130	26.0	22	16.9	0.71		Convergence criterion (GCONV=1E-8) satisfied.	0.37	1.38	-0.043		Algorithm converged.	-0.126	0.041	0.75		Algorithm converged.	0.42	1.32	0.3159	0.0506	1.34		Algorithm converged.	0.76	2.36
	> 60	286	57.2	73	25.5	275	55.0	49	17.8	1.58		Convergence criterion (GCONV=1E-8) satisfied.	1.05	2.38	0.077		Algorithm converged.	0.009	0.145	1.43		Algorithm converged.	1.04	1.98	0.0271		0.70		Algorithm converged.	0.51	0.96
Geographic region	Western Europe/United States/Canada/Australia	250	50.0	53	21.2	226	45.2	37	16.4	1.37		Convergence criterion (GCONV=1E-8) satisfied.	0.86	2.19	0.048		Algorithm converged.	-0.022	0.118	1.29		Algorithm converged.	0.89	1.89	0.1796	0.5008	0.77		Algorithm converged.	0.53	1.13
	Asia	133	26.6	26	19.5	128	25.6	26	20.3	0.95		Convergence criterion (GCONV=1E-8) satisfied.	0.52	1.75	-0.008		Algorithm converged.	-0.105	0.089	0.96		Algorithm converged.	0.59	1.57	0.8775		1.04		Algorithm converged.	0.64	1.69
	Rest of World	53	10.6	13	24.5	51	10.2	8	15.7	1.75		Convergence criterion (GCONV=1E-8) satisfied.	0.66	4.66	0.088		Algorithm converged.	-0.064	0.241	1.56		Algorithm converged.	0.71	3.45	0.2638		0.64		Algorithm converged.	0.29	1.41
Race/ethnicity	White	202	40.4	45	22.3	185	37.0	27	14.6	1.68		Convergence criterion (GCONV=1E-8) satisfied.	0.99	2.84	0.077		Algorithm converged.	0.000	0.154	1.53		Algorithm converged.	0.99	2.35	0.0527	0.4542	0.66		Algorithm converged.	0.42	1.01
	Black or African American	7	1.4	2	28.6	4	0.8	1	25.0	1.20		Convergence criterion (GCONV=1E-8) satisfied.	0.07	19.63	0.036		Algorithm converged.	-0.505	0.576	1.14		Algorithm converged.	0.15	8.99	0.9029		0.88		Algorithm converged.	0.11	6.88
	Asian	137	27.4	26	19.0	133	26.6	28	21.1	0.88		Convergence criterion (GCONV=1E-8) satisfied.	0.48	1.60	-0.021		Algorithm converged.	-0.116	0.075	0.90		Algorithm converged.	0.56	1.45	0.6706		1.11		Algorithm converged.	0.69	1.79
	Other	6	1.2	1	16.7	9	1.8	1	11.1	1.60		Convergence criterion (GCONV=1E-8) satisfied.	0.08	31.77	0.056		Algorithm converged.	-0.306	0.418	1.50		Algorithm converged.	0.11	19.64	0.7645		0.67		Algorithm converged.	0.05	8.73
	Unknown	84	16.8	18	21.4	74	14.8	14	18.9	1.17		Convergence criterion (GCONV=1E-8) satisfied.	0.54	2.55	0.025		Algorithm converged.	-0.100	0.150	1.13		Algorithm converged.	0.61	2.12	0.6962		0.88		Algorithm converged.	0.47	1.65
ECOG performance status	0-1	371	74.2	79	21.3	348	69.6	60	17.2	1.30		Convergence criterion (GCONV=1E-8) satisfied.	0.89	1.89	0.041		Algorithm converged.	-0.017	0.098	1.24		Algorithm converged.	0.91	1.67	0.1694	0.6288	0.81		Algorithm converged.	0.60	1.10
	2	65	13.0	13	20.0	56	11.2	11	19.6	1.02		Convergence criterion (GCONV=1E-8) satisfied.	0.42	2.51	0.004		Algorithm converged.	-0.139	0.146	1.02		Algorithm converged.	0.50	2.09	0.9610		0.98		Algorithm converged.	0.48	2.02
	Missing	0	0.0	0	0.0	1	0.2	0	0.0	NE			NE	NE	NE		NE	NE	NE	NE		NE	NE	NE	NE		NE		NE	NE	NE
Cell of origin (determined by gene expression)	ABC	121	24.2	20	16.5	119	23.8	21	17.6	0.92		Convergence criterion (GCONV=1E-8) satisfied.	0.47	1.81	-0.011		Algorithm converged.	-0.106	0.084	0.94		Algorithm converged.	0.54	1.64	0.8184	0.6578	1.07		Algorithm converged.	0.61	1.86
	GCB	166	33.2	41	24.7	151	30.2	29	19.2	1.38		Convergence criterion (GCONV=1E-8) satisfied.	0.81	2.36	0.055		Algorithm converged.	-0.036	0.146	1.29		Algorithm converged.	0.84	1.96	0.2397		0.78		Algorithm converged.	0.51	1.19
	Unclassified	47	9.4	9	19.1	53	10.6	8	15.1	1.33		Convergence criterion (GCONV=1E-8) satisfied.	0.47	3.79	0.041		Algorithm converged.	-0.108	0.189	1.27		Algorithm converged.	0.53	3.02	0.5919		0.79		Algorithm converged.	0.33	1.88
	Unknown	102	20.4	22	21.6	82	16.4	13	15.9	1.46		Convergence criterion (GCONV=1E-8) satisfied.	0.68	3.11	0.057		Algorithm converged.	-0.055	0.169	1.36		Algorithm converged.	0.73	2.53	0.3275		0.74		Algorithm converged.	0.40	1.37
IPI score at Screening	1-2	171	34.2	40	23.4	167	33.4	40	24.0	0.97		Convergence criterion (GCONV=1E-8) satisfied.	0.59	1.60	-0.006		Algorithm converged.	-0.096	0.085	0.98		Algorithm converged.	0.67	1.43	0.9037	0.2683	1.02		Algorithm converged.	0.70	1.50
	3	173	34.6	31	17.9	148	29.6	19	12.8	1.48		Convergence criterion (GCONV=1E-8) satisfied.	0.80	2.75	0.051		Algorithm converged.	-0.028	0.129	1.40		Algorithm converged.	0.82	2.36	0.2115		0.72		Algorithm converged.	0.42	1.21
	4-5	92	18.4	21	22.8	90	18.0	12	13.3	1.92		Convergence criterion (GCONV=1E-8) satisfied.	0.88	4.19	0.095		Algorithm converged.	-0.016	0.206	1.71		Algorithm converged.	0.90	3.27	0.0975		0.58		Algorithm converged.	0.31	1.12
Baseline Bulky Disease	Present	175	35.0	35	20.0	161	32.2	31	19.3	1.05		Convergence criterion (GCONV=1E-8) satisfied.	0.61	1.80	0.007		Algorithm converged.	-0.078	0.092	1.04		Algorithm converged.	0.67	1.60	0.8638	0.3893	0.96		Algorithm converged.	0.62	1.49
	Absent	261	52.2	57	21.8	244	48.8	40	16.4	1.42		Convergence criterion (GCONV=1E-8) satisfied.	0.91	2.23	0.054		Algorithm converged.	-0.014	0.123	1.33		Algorithm converged.	0.93	1.92	0.1209		0.75		Algorithm converged.	0.52	1.08
Double Expressor Lymphoma by IHC (Central Review)	DEL	130	26.0	31	23.8	134	26.8	23	17.2	1.51		Convergence criterion (GCONV=1E-8) satisfied.	0.83	2.76	0.067		Algorithm converged.	-0.030	0.164	1.39		Algorithm converged.	0.86	2.25	0.1792	0.3870	0.72		Algorithm converged.	0.44	1.17
	Non DEL	226	45.2	46	20.4	203	40.6	39	19.2	1.07		Convergence criterion (GCONV=1E-8) satisfied.	0.67	1.73	0.011		Algorithm converged.	-0.064	0.087	1.06		Algorithm converged.	0.72	1.55	0.7672		0.94		Algorithm converged.	0.64	1.38
	Unknown	80	16.0	15	18.8	68	13.6	9	13.2	1.51		Convergence criterion (GCONV=1E-8) satisfied.	0.62	3.71	0.055		Algorithm converged.	-0.062	0.173	1.42		Algorithm converged.	0.66	3.03	0.3660		0.71		Algorithm converged.	0.33	1.51
Double/Triple-Hit Lymphoma (Central Review)	DH/TH-	302	60.4	69	22.8	294	58.8	49	16.7	1.48		Convergence criterion (GCONV=1E-8) satisfied.	0.98	2.23	0.062		Algorithm converged.	-0.002	0.126	1.37		Algorithm converged.	0.99	1.91	0.0585	0.1705	0.73		Algorithm converged.	0.52	1.01
	DH/TH+	23	4.6	4	17.4	17	3.4	5	29.4	0.51		Convergence criterion (GCONV=1E-8) satisfied.	0.11	2.27	-0.120		Algorithm converged.	-0.386	0.146	0.59		Algorithm converged.	0.19	1.88	0.3742		1.69		Algorithm converged.	0.53	5.37
	Unknown	111	22.2	19	17.1	94	18.8	17	18.1	0.94		Convergence criterion (GCONV=1E-8) satisfied.	0.45	1.92	-0.010		Algorithm converged.	-0.114	0.095	0.95		Algorithm converged.	0.52	1.71	0.8563		1.06		Algorithm converged.	0.58	1.91

Test for interaction based on RR (Log-binomial regression)
* indicates convergence problem. Result is uninterpretable.
Clinical cut-off: 15JUN2022

Program: root/clinical_studies/RO5541077/CDPT7884/GO39942/data_analysis/ACE_BASE/prod/program/t_eff_resp.sas
Output: root/clinical_studies/RO5541077/CDPT7884/GO39942/data_analysis/ACE_FINAL_OS/prod/output/t_eff_resp_sg1_QC3010ET_IT_POOLED_15JUN2022_39942.xls
13MAR2023 19:23

POPULATION: Global and China Extension Population, Intent-To-Treat Population
ENDPOINT: EORTC QLQ-C30: Deterioration (MID=10) at EOT
MODEL: Unstratified Analysis
STUDY: GO39942
Dichotomous Analysis by Subgroups (Efficacy)

EORTC QLQ-C30:Deterioration (MID=10) at EOT in Global health status/QoL (revised)

		Polatuzumab Vedotin + R-CHP (N=500)				R-CHOP (N=500)				Polatuzumab Vedotin + R-CHP vs. R-CHOP				
		Patients		Patients with Event		Patients		Patients with Event		Odds Ratio				
Name	Level	n	%	n	%	n	%	n	%	Odds Ratio		Convergence Reason	95% Lower CL	95% Upper CL
All	n/a	432	86.4	73	16.9	403	80.6	60	14.9	1.16		Convergence criterion (GCONV=1E-8) satisfied.	0.80	1.69
Sex	Male	228	45.6	41	18.0	217	43.4	35	16.1	1.14		Convergence criterion (GCONV=1E-8) satisfied.	0.69	1.87
	Female	204	40.8	32	15.7	186	37.2	25	13.4	1.20		Convergence criterion (GCONV=1E-8) satisfied.	0.68	2.11
Age	<= 60	149	29.8	16	10.7	131	26.2	14	10.7	1.01		Convergence criterion (GCONV=1E-8) satisfied.	0.47	2.15
	> 60	283	56.6	57	20.1	272	54.4	46	16.9	1.24		Convergence criterion (GCONV=1E-8) satisfied.	0.81	1.90
Geographic region	Western Europe/United States/Canada/Australia	246	49.2	44	17.9	223	44.6	30	13.5	1.40		Convergence criterion (GCONV=1E-8) satisfied.	0.85	2.32
	Asia	133	26.6	18	13.5	128	25.6	20	15.6	0.85		Convergence criterion (GCONV=1E-8) satisfied.	0.42	1.68
	Rest of World	53	10.6	11	20.8	52	10.4	10	19.2	1.10		Convergence criterion (GCONV=1E-8) satisfied.	0.42	2.86
Race/ethnicity	White	198	39.6	38	19.2	186	37.2	29	15.6	1.29		Convergence criterion (GCONV=1E-8) satisfied.	0.76	2.19
	Black or African American	6	1.2	1	16.7	4	0.8	0	0.0		*	Quasi-complete separation of data points detected.		
	Asian	137	27.4	18	13.1	133	26.6	22	16.5	0.76		Convergence criterion (GCONV=1E-8) satisfied.	0.39	1.50
	Other	6	1.2	1	16.7	9	1.8	2	22.2	0.70		Convergence criterion (GCONV=1E-8) satisfied.	0.05	10.01
	Unknown	85	17.0	15	17.6	71	14.2	7	9.9	1.96		Convergence criterion (GCONV=1E-8) satisfied.	0.75	5.11
ECOG performance status	0-1	367	73.4	66	18.0	345	69.0	49	14.2	1.32		Convergence criterion (GCONV=1E-8) satisfied.	0.89	1.98
	2	65	13.0	7	10.8	57	11.4	10	17.5	0.57		Convergence criterion (GCONV=1E-8) satisfied.	0.20	1.60
	Missing	0	0.0	0	0.0	1	0.2	1	100.0	NE			NE	NE
Cell of origin (determined by gene expression)	ABC	119	23.8	20	16.8	117	23.4	17	14.5	1.19		Convergence criterion (GCONV=1E-8) satisfied.	0.59	2.40
	GCB	166	33.2	27	16.3	151	30.2	27	17.9	0.89		Convergence criterion (GCONV=1E-8) satisfied.	0.50	1.60
	Unclassified	47	9.4	11	23.4	53	10.6	7	13.2	2.01		Convergence criterion (GCONV=1E-8) satisfied.	0.71	5.70
	Unknown	100	20.0	15	15.0	82	16.4	9	11.0	1.43		Convergence criterion (GCONV=1E-8) satisfied.	0.59	3.46
IPI score at Screening	1-2	168	33.6	24	14.3	166	33.2	25	15.1	0.94		Convergence criterion (GCONV=1E-8) satisfied.	0.51	1.72
	3	171	34.2	33	19.3	149	29.8	27	18.1	1.08		Convergence criterion (GCONV=1E-8) satisfied.	0.61	1.90
	4-5	93	18.6	16	17.2	88	17.6	8	9.1	2.08		Convergence criterion (GCONV=1E-8) satisfied.	0.84	5.13
Baseline Bulky Disease	Present	175	35.0	24	13.7	160	32.0	23	14.4	0.95		Convergence criterion (GCONV=1E-8) satisfied.	0.51	1.75
	Absent	257	51.4	49	19.1	243	48.6	37	15.2	1.31		Convergence criterion (GCONV=1E-8) satisfied.	0.82	2.10
Double Expressor Lymphoma by IHC (Central Review)	DEL	127	25.4	26	20.5	132	26.4	15	11.4	2.01		Convergence criterion (GCONV=1E-8) satisfied.	1.01	4.00
	Non DEL	226	45.2	39	17.3	203	40.6	41	20.2	0.82		Convergence criterion (GCONV=1E-8) satisfied.	0.51	1.34
	Unknown	79	15.8	8	10.1	68	13.6	4	5.9	1.80		Convergence criterion (GCONV=1E-8) satisfied.	0.52	6.27
Double/Triple-Hit Lymphoma (Central Review)	DH/TH-	300	60.0	55	18.3	293	58.6	46	15.7	1.21		Convergence criterion (GCONV=1E-8) satisfied.	0.78	1.85
	DH/TH+	23	4.6	5	21.7	16	3.2	3	18.8	1.20		Convergence criterion (GCONV=1E-8) satisfied.	0.24	5.96
	Unknown	109	21.8	13	11.9	94	18.8	11	11.7	1.02		Convergence criterion (GCONV=1E-8) satisfied.	0.43	2.40

		Polatuzumab Vedotin + R-CHP vs. R-CHOP											
		Absolute Risk Difference					Relative Risk						
Name	Level	Absolute Risk		Convergence Reason	95% Lower CL	95% Upper CL	Relative Risk		Convergence Reason	95% Lower CL	95% Upper CL	p-value (Cochran-Mantel-Haenszel)	Interaction Test p-value (likelihood ratio)
All	n/a	0.020		Algorithm converged.	-0.029	0.070	1.13		Algorithm converged.	0.83	1.55	0.4280	
Sex	Male	0.019		Algorithm converged.	-0.051	0.088	1.11		Algorithm converged.	0.74	1.68	0.6039	0.8878
	Female	0.022		Algorithm converged.	-0.047	0.092	1.17		Algorithm converged.	0.72	1.89	0.5312	
Age	<= 60	0.001		Algorithm converged.	-0.072	0.073	1.00		Algorithm converged.	0.51	1.98	0.9890	0.6630
	> 60	0.032		Algorithm converged.	-0.032	0.097	1.19		Algorithm converged.	0.84	1.69	0.3284	
Geographic region	Western Europe/United States/Canada/Australia	0.044		Algorithm converged.	-0.021	0.110	1.33		Algorithm converged.	0.87	2.04	0.1889	0.5064
	Asia	-0.021		Algorithm converged.	-0.107	0.065	0.87		Algorithm converged.	0.48	1.56	0.6327	
	Rest of World	0.015		Algorithm converged.	-0.138	0.168	1.08		Algorithm converged.	0.50	2.32	0.8460	
Race/ethnicity	White	0.036		Algorithm converged.	-0.040	0.112	1.23		Algorithm converged.	0.79	1.91	0.3535	0.4635
	Black or African American		*	ERROR: Error in computing the link function, its derivatives, or the variance function.			NE		Algorithm converged.	NE	NE	0.4142	
	Asian	-0.034		Algorithm converged.	-0.119	0.051	0.79		Algorithm converged.	0.45	1.41	0.4322	
	Other	-0.056		Algorithm converged.	-0.459	0.348	0.75		Algorithm converged.	0.09	6.55	0.7990	
	Unknown	0.078		Algorithm converged.	-0.029	0.185	1.79		Algorithm converged.	0.77	4.15	0.1654	
ECOG performance status	0-1	0.038		Algorithm converged.	-0.016	0.092	1.27		Algorithm converged.	0.90	1.78	0.1710	0.1349
	2	-0.068		Algorithm converged.	-0.192	0.056	0.61		Algorithm converged.	0.25	1.51	0.2830	
	Missing	NE		NE	NE	NE	NE		NE	NE	NE	NE	
Cell of origin (determined by gene expression)	ABC	0.023		Algorithm converged.	-0.070	0.115	1.16		Algorithm converged.	0.64	2.10	0.6313	0.4002
	GCB	-0.016		Algorithm converged.	-0.099	0.067	0.91		Algorithm converged.	0.56	1.48	0.7028	
	Unclassified	0.102		Algorithm converged.	-0.050	0.253	1.77		Algorithm converged.	0.75	4.20	0.1875	
	Unknown	0.040		Algorithm converged.	-0.057	0.138	1.37		Algorithm converged.	0.63	2.96	0.4259	
IPI score at Screening	1-2	-0.008		Algorithm converged.	-0.084	0.068	0.95		Algorithm converged.	0.57	1.59	0.8417	0.3313
	3	0.012		Algorithm converged.	-0.074	0.097	1.06		Algorithm converged.	0.67	1.68	0.7881	
	4-5	0.081		Algorithm converged.	-0.016	0.179	1.89		Algorithm converged.	0.85	4.20	0.1087	
Baseline Bulky Disease	Present	-0.007		Algorithm converged.	-0.081	0.068	0.95		Algorithm converged.	0.56	1.62	0.8621	0.4178
	Absent	0.038		Algorithm converged.	-0.028	0.104	1.25		Algorithm converged.	0.85	1.85	0.2560	
Double Expressor Lymphoma by IHC (Central Review)	DEL	0.091		Algorithm converged.	0.002	0.180	1.80		Algorithm converged.	1.00	3.24	0.0451	0.0358
	Non DEL	-0.029		Algorithm converged.	-0.103	0.045	0.85		Algorithm converged.	0.58	1.27	0.4355	
	Unknown	0.042		Algorithm converged.	-0.044	0.129	1.72		Algorithm converged.	0.54	5.47	0.3504	
Double/Triple-Hit Lymphoma (Central Review)	DH/TH-	0.026		Algorithm converged.	-0.034	0.087	1.17		Algorithm converged.	0.82	1.67	0.3941	0.9916
	DH/TH+	0.030		Algorithm converged.	-0.225	0.285	1.16		Algorithm converged.	0.32	4.18	0.8224	
	Unknown	0.002		Algorithm converged.	-0.087	0.091	1.02		Algorithm converged.	0.48	2.17	0.9607	

		R-CHOP vs. Polatuzumab Vedotin + R-CHP				
		Relative Risk				
Name	Level	Relative Risk		Convergence Reason	95% Lower CL	95% Upper CL
All	n/a	0.88		Algorithm converged.	0.64	1.21
Sex	Male	0.90		Algorithm converged.	0.59	1.35
	Female	0.86		Algorithm converged.	0.53	1.39
Age	<= 60	1.00		Algorithm converged.	0.51	1.96
	> 60	0.84		Algorithm converged.	0.59	1.19
Geographic region	Western Europe/United States/Canada/Australia	0.75		Algorithm converged.	0.49	1.15
	Asia	1.15		Algorithm converged.	0.64	2.08
	Rest of World	0.93		Algorithm converged.	0.43	1.99
Race/ethnicity	White	0.81		Algorithm converged.	0.52	1.26
	Black or African American	NE		Algorithm converged.	NE	NE
	Asian	1.26		Algorithm converged.	0.71	2.24
	Other	1.33		Algorithm converged.	0.15	11.64
	Unknown	0.56		Algorithm converged.	0.24	1.29
ECOG performance status	0-1	0.79		Algorithm converged.	0.56	1.11
	2	1.63		Algorithm converged.	0.66	4.00
	Missing	NE		NE	NE	NE
Cell of origin (determined by gene expression)	ABC	0.86		Algorithm converged.	0.48	1.57
	GCB	1.10		Algorithm converged.	0.68	1.79
	Unclassified	0.56		Algorithm converged.	0.24	1.34
	Unknown	0.73		Algorithm converged.	0.34	1.59
IPI score at Screening	1-2	1.05		Algorithm converged.	0.63	1.77
	3	0.94		Algorithm converged.	0.59	1.49
	4-5	0.53		Algorithm converged.	0.24	1.17
Baseline Bulky Disease	Present	1.05		Algorithm converged.	0.62	1.78
	Absent	0.80		Algorithm converged.	0.54	1.18
Double Expressor Lymphoma by IHC (Central Review)	DEL	0.56		Algorithm converged.	0.31	1.00
	Non DEL	1.17		Algorithm converged.	0.79	1.74
	Unknown	0.58		Algorithm converged.	0.18	1.84
Double/Triple-Hit Lymphoma (Central Review)	DH/TH-	0.86		Algorithm converged.	0.60	1.22
	DH/TH+	0.86		Algorithm converged.	0.24	3.11
	Unknown	0.98		Algorithm converged.	0.46	2.09

Test for interaction based on RR (Log-binomial regression)
* indicates convergence problem. Result is uninterpretable.
Clinical cut-off: 15JUN2022

Program: root/clinical_studies/RO5541077/CDPT7884/GO39942/data_analysis/ACE_BASE/prod/program/t_eff_resp.sas
Output: root/clinical_studies/RO5541077/CDPT7884/GO39942/data_analysis/ACE_FINAL_OS/prod/output/t_eff_resp_sg1_QC3010ET_IT_POOLED_15JUN2022_39942.xls
13MAR2023 19:23

POPULATION: Global and China Extension Population, Intent-To-Treat Population
ENDPOINT: EORTC QLQ-C30: Deterioration (MID=10) at EOT
MODEL: Unstratified Analysis
STUDY: GO39942
Dichotomous Analysis by Subgroups (Efficacy)

EORTC QLQ-C30: Deterioration (MID=10) at EOT in Role functioning (revised)

		Polatuzumab Vedotin + R-CHP (N=500)				R-CHOP (N=500)				Polatuzumab Vedotin + R-CHP vs. R-CHOP																	R-CHOP vs. Polatuzumab Vedotin + R-CHP				
		Patients		Patients with Event		Patients		Patients with Event		Odds Ratio					Absolute Risk Difference					Relative Risk							Relative Risk				
Name	Level	n	%	n	%	n	%	n	%	Odds Ratio		Convergence Reason	95% Lower CL	95% Upper CL	Absolute Risk		Convergence Reason	95% Lower CL	95% Upper CL	Relative Risk		Convergence Reason	95% Lower CL	95% Upper CL	p-value (Cochran-Mantel-Haenszel)	Interaction Test p-value (likelihood ratio)	Relative Risk		Convergence Reason	95% Lower CL	95% Upper CL
All	n/a	435	87.0	102	23.4	405	81.0	84	20.7	1.17		Convergence criterion (GCONV=1E-8) satisfied.	0.84	1.62	0.027		Algorithm converged.	-0.029	0.083	1.13		Algorithm converged.	0.88	1.46	0.3453		0.88		Algorithm converged.	0.69	1.14
Sex	Male	230	46.0	55	23.9	217	43.4	36	16.6	1.58		Convergence criterion (GCONV=1E-8) satisfied.	0.99	2.52	0.073		Algorithm converged.	-0.001	0.147	1.44		Algorithm converged.	0.99	2.10	0.0549	0.0700	0.69		Algorithm converged.	0.48	1.01
	Female	205	41.0	47	22.9	188	37.6	48	25.5	0.87		Convergence criterion (GCONV=1E-8) satisfied.	0.55	1.38	-0.026		Algorithm converged.	-0.111	0.059	0.90		Algorithm converged.	0.63	1.27	0.5473		1.11		Algorithm converged.	0.78	1.58
Age	<= 60	150	30.0	24	16.0	130	26.0	20	15.4	1.05		Convergence criterion (GCONV=1E-8) satisfied.	0.55	2.00	0.006		Algorithm converged.	-0.079	0.092	1.04		Algorithm converged.	0.60	1.79	0.8880	0.6960	0.96		Algorithm converged.	0.56	1.66
	> 60	285	57.0	78	27.4	275	55.0	64	23.3	1.24		Convergence criterion (GCONV=1E-8) satisfied.	0.85	1.82	0.041		Algorithm converged.	-0.031	0.113	1.18		Algorithm converged.	0.88	1.57	0.2658		0.85		Algorithm converged.	0.64	1.13
Geographic region	Western Europe/United States/Canada/Australia	249	49.8	57	22.9	226	45.2	45	19.9	1.19		Convergence criterion (GCONV=1E-8) satisfied.	0.77	1.85	0.030		Algorithm converged.	-0.044	0.104	1.15		Algorithm converged.	0.81	1.63	0.4301	0.7837	0.87		Algorithm converged.	0.61	1.23
	Asia	133	26.6	32	24.1	128	25.6	30	23.4	1.03		Convergence criterion (GCONV=1E-8) satisfied.	0.59	1.83	0.006		Algorithm converged.	-0.097	0.109	1.03		Algorithm converged.	0.66	1.59	0.9061		0.97		Algorithm converged.	0.63	1.50
	Rest of World	53	10.6	13	24.5	51	10.2	9	17.6	1.52		Convergence criterion (GCONV=1E-8) satisfied.	0.58	3.94	0.069		Algorithm converged.	-0.087	0.225	1.39		Algorithm converged.	0.65	2.97	0.3926		0.72		Algorithm converged.	0.34	1.54
Race/ethnicity	White	202	40.4	47	23.3	185	37.0	34	18.4	1.35		Convergence criterion (GCONV=1E-8) satisfied.	0.82	2.21	0.049		Algorithm converged.	-0.032	0.130	1.27		Algorithm converged.	0.85	1.88	0.2382	0.8103	0.79		Algorithm converged.	0.53	1.17
	Black or African American	7	1.4	1	14.3	4	0.8	1	25.0	0.50		Convergence criterion (GCONV=1E-8) satisfied.	0.02	11.09	-0.107		Algorithm converged.	-0.604	0.390	0.57		Algorithm converged.	0.05	6.86	0.6726		1.75		Algorithm converged.	0.15	21.00
	Asian	137	27.4	33	24.1	133	26.6	32	24.1	1.00		Convergence criterion (GCONV=1E-8) satisfied.	0.57	1.75	0.000		Algorithm converged.	-0.102	0.102	1.00		Algorithm converged.	0.66	1.53	0.9958		1.00		Algorithm converged.	0.65	1.53
	Other	6	1.2	1	16.7	9	1.8	1	11.1	1.60		Convergence criterion (GCONV=1E-8) satisfied.	0.08	31.77	0.056		Algorithm converged.	-0.306	0.418	1.50		Algorithm converged.	0.11	19.64	0.7645		0.67		Algorithm converged.	0.05	8.73
	Unknown	83	16.6	20	24.1	74	14.8	16	21.6	1.15		Convergence criterion (GCONV=1E-8) satisfied.	0.54	2.43	0.025		Algorithm converged.	-0.107	0.156	1.11		Algorithm converged.	0.63	1.99	0.7136		0.90		Algorithm converged.	0.50	1.60
ECOG performance status	0-1	370	74.0	92	24.9	348	69.6	73	21.0	1.25		Convergence criterion (GCONV=1E-8) satisfied.	0.88	1.77	0.039		Algorithm converged.	-0.023	0.100	1.19		Algorithm converged.	0.90	1.55	0.2162	0.4602	0.84		Algorithm converged.	0.64	1.11
	2	65	13.0	10	15.4	56	11.2	10	17.9	0.84		Convergence criterion (GCONV=1E-8) satisfied.	0.32	2.18	-0.025		Algorithm converged.	-0.158	0.109	0.86		Algorithm converged.	0.39	1.92	0.7162		1.16		Algorithm converged.	0.52	2.58
	Missing	0	0.0	0	0.0	1	0.2	1	100.0	NE			NE	NE	NE		NE	NE	NE	NE		NE	NE	NE	NE		NE		NE	NE	NE
Cell of origin (determined by gene expression)	ABC	121	24.2	26	21.5	119	23.8	31	26.1	0.78		Convergence criterion (GCONV=1E-8) satisfied.	0.43	1.41	-0.046		Algorithm converged.	-0.153	0.062	0.82		Algorithm converged.	0.52	1.30	0.4072	0.3359	1.21		Algorithm converged.	0.77	1.91
	GCB	165	33.0	42	25.5	151	30.2	31	20.5	1.32		Convergence criterion (GCONV=1E-8) satisfied.	0.78	2.24	0.049		Algorithm converged.	-0.043	0.142	1.24		Algorithm converged.	0.82	1.86	0.3003		0.81		Algorithm converged.	0.54	1.21
	Unclassified	47	9.4	10	21.3	53	10.6	8	15.1	1.52		Convergence criterion (GCONV=1E-8) satisfied.	0.54	4.24	0.062		Algorithm converged.	-0.090	0.213	1.41		Algorithm converged.	0.61	3.27	0.4242		0.71		Algorithm converged.	0.31	1.65
	Unknown	102	20.4	24	23.5	82	16.4	14	17.1	1.49		Convergence criterion (GCONV=1E-8) satisfied.	0.72	3.12	0.065		Algorithm converged.	-0.051	0.180	1.38		Algorithm converged.	0.76	2.49	0.2836		0.73		Algorithm converged.	0.40	1.31
IPI score at Screening	1-2	171	34.2	43	25.1	167	33.4	41	24.6	1.03		Convergence criterion (GCONV=1E-8) satisfied.	0.63	1.69	0.006		Algorithm converged.	-0.086	0.098	1.02		Algorithm converged.	0.71	1.48	0.8994	0.7242	0.98		Algorithm converged.	0.67	1.41
	3	173	34.6	38	22.0	148	29.6	25	16.9	1.38		Convergence criterion (GCONV=1E-8) satisfied.	0.79	2.43	0.051		Algorithm converged.	-0.036	0.137	1.30		Algorithm converged.	0.83	2.05	0.2547		0.77		Algorithm converged.	0.49	1.21
	4-5	91	18.2	21	23.1	90	18.0	18	20.0	1.20		Convergence criterion (GCONV=1E-8) satisfied.	0.59	2.44	0.031		Algorithm converged.	-0.089	0.150	1.15		Algorithm converged.	0.66	2.02	0.6157		0.87		Algorithm converged.	0.50	1.51
Baseline Bulky Disease	Present	174	34.8	35	20.1	161	32.2	31	19.3	1.06		Convergence criterion (GCONV=1E-8) satisfied.	0.62	1.81	0.009		Algorithm converged.	-0.077	0.094	1.04		Algorithm converged.	0.68	1.61	0.8434	0.6520	0.96		Algorithm converged.	0.62	1.48
	Absent	261	52.2	67	25.7	244	48.8	53	21.7	1.24		Convergence criterion (GCONV=1E-8) satisfied.	0.82	1.88	0.039		Algorithm converged.	-0.035	0.114	1.18		Algorithm converged.	0.86	1.62	0.2979		0.85		Algorithm converged.	0.62	1.16
Double Expressor Lymphoma by IHC (Central Review)	DEL	130	26.0	29	22.3	134	26.8	24	17.9	1.32		Convergence criterion (GCONV=1E-8) satisfied.	0.72	2.41	0.044		Algorithm converged.	-0.053	0.141	1.25		Algorithm converged.	0.77	2.02	0.3735	0.6063	0.80		Algorithm converged.	0.49	1.30
	Non DEL	225	45.0	58	25.8	203	40.6	49	24.1	1.09		Convergence criterion (GCONV=1E-8) satisfied.	0.70	1.69	0.016		Algorithm converged.	-0.066	0.098	1.07		Algorithm converged.	0.77	1.48	0.6960		0.94		Algorithm converged.	0.67	1.30
	Unknown	80	16.0	15	18.8	68	13.6	11	16.2	1.20		Convergence criterion (GCONV=1E-8) satisfied.	0.51	2.81	0.026		Algorithm converged.	-0.097	0.148	1.16		Algorithm converged.	0.57	2.35	0.6828		0.86		Algorithm converged.	0.43	1.75
Double/Triple-Hit Lymphoma (Central Review)	DH/TH-	301	60.2	74	24.6	294	58.8	63	21.4	1.20		Convergence criterion (GCONV=1E-8) satisfied.	0.82	1.75	0.032		Algorithm converged.	-0.036	0.099	1.15		Algorithm converged.	0.85	1.54	0.3610	0.5030	0.87		Algorithm converged.	0.65	1.17
	DH/TH+	23	4.6	7	30.4	17	3.4	3	17.6	2.04		Convergence criterion (GCONV=1E-8) satisfied.	0.44	9.44	0.128		Algorithm converged.	-0.133	0.389	1.72		Algorithm converged.	0.52	5.72	0.3619		0.58		Algorithm converged.	0.17	1.92
	Unknown	111	22.2	21	18.9	94	18.8	18	19.1	0.99		Convergence criterion (GCONV=1E-8) satisfied.	0.49	1.98	-0.002		Algorithm converged.	-0.110	0.106	0.99		Algorithm converged.	0.56	1.74	0.9667		1.01		Algorithm converged.	0.57	1.78

Test for interaction based on RR (Log-binomial regression)
* indicates convergence problem. Result is uninterpretable.
Clinical cut-off: 15JUN2022

Program: root/clinical_studies/RO5541077/CDPT7884/GO39942/data_analysis/ACE_BASE/prod/program/t_eff_resp.sas
Output: root/clinical_studies/RO5541077/CDPT7884/GO39942/data_analysis/ACE_FINAL_OS/prod/output/t_eff_resp_sg1_QC3010ET_IT_POOLED_15JUN2022_39942.xls
13MAR2023 19:23

POPULATION: Global and China Extension Population, Intent-To-Treat Population
ENDPOINT: EORTC QLQ-C30: Deterioration (MID=10) at EOT
MODEL: Unstratified Analysis
STUDY: GO39942
Dichotomous Analysis by Subgroups (Efficacy)

EORTC QLQ-C30: Deterioration (MID=10) at EOT in Social functioning

		Polatuzumab Vedotin + R-CHP (N=500)				R-CHOP (N=500)				Polatuzumab Vedotin + R-CHP vs. R-CHOP																	R-CHOP vs. Polatuzumab Vedotin + R-CHP				
		Patients		Patients with Event		Patients		Patients with Event		Odds Ratio					Absolute Risk Difference					Relative Risk							Relative Risk				
Name	Level	n	%	n	%	n	%	n	%	Odds Ratio		Convergence Reason	95% Lower CL	95% Upper CL	Absolute Risk		Convergence Reason	95% Lower CL	95% Upper CL	Relative Risk		Convergence Reason	95% Lower CL	95% Upper CL	p-value (Cochran-Mantel-Haenszel)	Interaction Test p-value (likelihood ratio)	Relative Risk		Convergence Reason	95% Lower CL	95% Upper CL
All	n/a	432	86.4	93	21.5	402	80.4	72	17.9	1.26		Convergence criterion (GCONV=1E-8) satisfied.	0.89	1.77	0.036		Algorithm converged.	-0.018	0.090	1.20		Algorithm converged.	0.91	1.58	0.1904		0.83		Algorithm converged.	0.63	1.10
Sex	Male	228	45.6	46	20.2	217	43.4	36	16.6	1.27		Convergence criterion (GCONV=1E-8) satisfied.	0.78	2.06	0.036		Algorithm converged.	-0.036	0.108	1.22		Algorithm converged.	0.82	1.80	0.3300	0.9241	0.82		Algorithm converged.	0.55	1.22
	Female	204	40.8	47	23.0	185	37.0	36	19.5	1.24		Convergence criterion (GCONV=1E-8) satisfied.	0.76	2.02	0.036		Algorithm converged.	-0.045	0.117	1.18		Algorithm converged.	0.80	1.74	0.3900		0.84		Algorithm converged.	0.57	1.24
Age	<= 60	148	29.6	28	18.9	131	26.2	23	17.6	1.10		Convergence criterion (GCONV=1E-8) satisfied.	0.60	2.02	0.014		Algorithm converged.	-0.077	0.104	1.08		Algorithm converged.	0.65	1.77	0.7694	0.5989	0.93		Algorithm converged.	0.56	1.53
	> 60	284	56.8	65	22.9	271	54.2	49	18.1	1.34		Convergence criterion (GCONV=1E-8) satisfied.	0.89	2.04	0.048		Algorithm converged.	-0.019	0.115	1.27		Algorithm converged.	0.91	1.76	0.1616		0.79		Algorithm converged.	0.57	1.10
Geographic region	Western Europe/United States/Canada/Australia	246	49.2	55	22.4	222	44.4	34	15.3	1.59		Convergence criterion (GCONV=1E-8) satisfied.	0.99	2.55	0.070		Algorithm converged.	0.000	0.141	1.46		Algorithm converged.	0.99	2.15	0.0528	0.1876	0.69		Algorithm converged.	0.47	1.01
	Asia	133	26.6	30	22.6	128	25.6	26	20.3	1.14		Convergence criterion (GCONV=1E-8) satisfied.	0.63	2.07	0.022		Algorithm converged.	-0.077	0.122	1.11		Algorithm converged.	0.70	1.77	0.6595		0.90		Algorithm converged.	0.57	1.43
	Rest of World	53	10.6	8	15.1	52	10.4	12	23.1	0.59		Convergence criterion (GCONV=1E-8) satisfied.	0.22	1.60	-0.080		Algorithm converged.	-0.230	0.070	0.65		Algorithm converged.	0.29	1.47	0.3000		1.53		Algorithm converged.	0.68	3.43
Race/ethnicity	White	199	39.8	42	21.1	186	37.2	35	18.8	1.15		Convergence criterion (GCONV=1E-8) satisfied.	0.70	1.90	0.023		Algorithm converged.	-0.057	0.103	1.12		Algorithm converged.	0.75	1.68	0.5753	NE	0.89		Algorithm converged.	0.60	1.33
	Black or African American	6	1.2	0	0.0	4	0.8	0	0.0	NE			NE	NE	NE		NE	NE	NE	NE		NE	NE	NE	NE		NE		NE	NE	NE
	Asian	137	27.4	31	22.6	133	26.6	27	20.3	1.15		Convergence criterion (GCONV=1E-8) satisfied.	0.64	2.05	0.023		Algorithm converged.	-0.075	0.121	1.11		Algorithm converged.	0.71	1.76	0.6422		0.90		Algorithm converged.	0.57	1.42
	Other	6	1.2	2	33.3	9	1.8	1	11.1	4.00		Convergence criterion (GCONV=1E-8) satisfied.	0.27	58.56	0.222		Algorithm converged.	-0.207	0.652	3.00		Algorithm converged.	0.34	26.19	0.3085		0.33		Algorithm converged.	0.04	2.91
	Unknown	84	16.8	18	21.4	70	14.0	9	12.9	1.85		Convergence criterion (GCONV=1E-8) satisfied.	0.77	4.42	0.086		Algorithm converged.	-0.032	0.203	1.67		Algorithm converged.	0.80	3.47	0.1650		0.60		Algorithm converged.	0.29	1.25
ECOG performance status	0-1	367	73.4	80	21.8	346	69.2	61	17.6	1.30		Convergence criterion (GCONV=1E-8) satisfied.	0.90	1.89	0.042		Algorithm converged.	-0.017	0.100	1.24		Algorithm converged.	0.92	1.67	0.1628	0.7752	0.81		Algorithm converged.	0.60	1.09
	2	65	13.0	13	20.0	55	11.0	10	18.2	1.12		Convergence criterion (GCONV=1E-8) satisfied.	0.45	2.81	0.018		Algorithm converged.	-0.123	0.159	1.10		Algorithm converged.	0.52	2.31	0.8018		0.91		Algorithm converged.	0.43	1.91
	Missing	0	0.0	0	0.0	1	0.2	1	100.0	NE			NE	NE	NE		NE	NE	NE	NE		NE	NE	NE	NE		NE		NE	NE	NE
Cell of origin (determined by gene expression)	ABC	119	23.8	27	22.7	117	23.4	21	17.9	1.34		Convergence criterion (GCONV=1E-8) satisfied.	0.71	2.54	0.047		Algorithm converged.	-0.055	0.150	1.26		Algorithm converged.	0.76	2.11	0.3667	0.9997	0.79		Algorithm converged.	0.48	1.32
	GCB	166	33.2	39	23.5	151	30.2	28	18.5	1.35		Convergence criterion (GCONV=1E-8) satisfied.	0.78	2.33	0.050		Algorithm converged.	-0.040	0.139	1.27		Algorithm converged.	0.82	1.95	0.2816		0.79		Algorithm converged.	0.51	1.22
	Unclassified	47	9.4	10	21.3	53	10.6	9	17.0	1.32		Convergence criterion (GCONV=1E-8) satisfied.	0.49	3.60	0.043		Algorithm converged.	-0.112	0.198	1.25		Algorithm converged.	0.56	2.82	0.5866		0.80		Algorithm converged.	0.35	1.79
	Unknown	100	20.0	17	17.0	81	16.2	14	17.3	0.98		Convergence criterion (GCONV=1E-8) satisfied.	0.45	2.13	-0.003		Algorithm converged.	-0.113	0.108	0.98		Algorithm converged.	0.52	1.87	0.9599		1.02		Algorithm converged.	0.53	1.94
IPI score at Screening	1-2	169	33.8	30	17.8	166	33.2	32	19.3	0.90		Convergence criterion (GCONV=1E-8) satisfied.	0.52	1.57	-0.015		Algorithm converged.	-0.098	0.068	0.92		Algorithm converged.	0.59	1.44	0.7196	0.3391	1.09		Algorithm converged.	0.69	1.70
	3	170	34.0	41	24.1	148	29.6	25	16.9	1.56		Convergence criterion (GCONV=1E-8) satisfied.	0.90	2.72	0.072		Algorithm converged.	-0.016	0.160	1.43		Algorithm converged.	0.91	2.23	0.1136		0.70		Algorithm converged.	0.45	1.09
	4-5	93	18.6	22	23.7	88	17.6	15	17.0	1.51		Convergence criterion (GCONV=1E-8) satisfied.	0.72	3.14	0.066		Algorithm converged.	-0.051	0.183	1.39		Algorithm converged.	0.77	2.50	0.2717		0.72		Algorithm converged.	0.40	1.30
Baseline Bulky Disease	Present	176	35.2	31	17.6	158	31.6	31	19.6	0.88		Convergence criterion (GCONV=1E-8) satisfied.	0.50	1.52	-0.020		Algorithm converged.	-0.104	0.064	0.90		Algorithm converged.	0.57	1.41	0.6382	0.1040	1.11		Algorithm converged.	0.71	1.75
	Absent	256	51.2	62	24.2	244	48.8	41	16.8	1.58		Convergence criterion (GCONV=1E-8) satisfied.	1.02	2.46	0.074		Algorithm converged.	0.004	0.145	1.44		Algorithm converged.	1.01	2.05	0.0406		0.69		Algorithm converged.	0.49	0.99
Double Expressor Lymphoma by IHC (Central Review)	DEL	127	25.4	33	26.0	131	26.2	21	16.0	1.84		Convergence criterion (GCONV=1E-8) satisfied.	1.00	3.39	0.100		Algorithm converged.	0.001	0.198	1.62		Algorithm converged.	0.99	2.64	0.0499	0.1993	0.62		Algorithm converged.	0.38	1.01
	Non DEL	226	45.2	51	22.6	203	40.6	42	20.7	1.12		Convergence criterion (GCONV=1E-8) satisfied.	0.70	1.77	0.019		Algorithm converged.	-0.059	0.097	1.09		Algorithm converged.	0.76	1.57	0.6380		0.92		Algorithm converged.	0.64	1.32
	Unknown	79	15.8	9	11.4	68	13.6	9	13.2	0.84		Convergence criterion (GCONV=1E-8) satisfied.	0.31	2.26	-0.018		Algorithm converged.	-0.125	0.088	0.86		Algorithm converged.	0.36	2.04	0.7348		1.16		Algorithm converged.	0.49	2.76
Double/Triple-Hit Lymphoma (Central Review)	DH/TH-	300	60.0	73	24.3	292	58.4	48	16.4	1.63		Convergence criterion (GCONV=1E-8) satisfied.	1.09	2.45	0.079		Algorithm converged.	0.014	0.143	1.48		Algorithm converged.	1.07	2.05	0.0173	0.1429	0.68		Algorithm converged.	0.49	0.94
	DH/TH+	23	4.6	6	26.1	16	3.2	6	37.5	0.59		Convergence criterion (GCONV=1E-8) satisfied.	0.15	2.33	-0.114		Algorithm converged.	-0.412	0.183	0.70		Algorithm converged.	0.27	1.77	0.4534		1.44		Algorithm converged.	0.56	3.66
	Unknown	109	21.8	14	12.8	94	18.8	18	19.1	0.62		Convergence criterion (GCONV=1E-8) satisfied.	0.29	1.33	-0.063		Algorithm converged.	-0.164	0.038	0.67		Algorithm converged.	0.35	1.27	0.2201		1.49		Algorithm converged.	0.78	2.83

Test for interaction based on RR (Log-binomial regression)
* indicates convergence problem. Result is uninterpretable.
Clinical cut-off: 15JUN2022

Program: root/clinical_studies/RO5541077/CDPT7884/GO39942/data_analysis/ACE_BASE/prod/program/t_eff_resp.sas
Output: root/clinical_studies/RO5541077/CDPT7884/GO39942/data_analysis/ACE_FINAL_OS/prod/output/t_eff_resp_sg1_QC3010ET_IT_POOLED_15JUN2022_39942.xls
13MAR2023 19:23

POPULATION: Global and China Extension Population, Intent-To-Treat Population
ENDPOINT: EORTC QLQ-C30: Deterioration (MID=10) at EOT
MODEL: Unstratified Analysis
STUDY: GO39942
Dichotomous Analysis by Subgroups (Efficacy)

EORTC QLQ-C30: Deterioration (MID=10) at EOT in Insomnia

		Polatuzumab Vedotin + R-CHP (N=500)				R-CHOP (N=500)				Polatuzumab Vedotin + R-CHP vs. R-CHOP									
		Patients		Patients with Event		Patients		Patients with Event		Odds Ratio					Absolute Risk Difference				
Name	Level	n	%	n	%	n	%	n	%	Odds Ratio		Convergence Reason	95% Lower CL	95% Upper CL	Absolute Risk		Convergence Reason	95% Lower CL	95% Upper CL
All	n/a	436	87.2	72	16.5	404	80.8	51	12.6	1.37		Convergence criterion (GCONV=1E-8) satisfied.	0.93	2.02	0.039		Algorithm converged.	-0.009	0.086
Sex	Male	230	46.0	28	12.2	217	43.4	24	11.1	1.11		Convergence criterion (GCONV=1E-8) satisfied.	0.62	1.99	0.011		Algorithm converged.	-0.048	0.071
	Female	206	41.2	44	21.4	187	37.4	27	14.4	1.61		Convergence criterion (GCONV=1E-8) satisfied.	0.95	2.72	0.069		Algorithm converged.	-0.006	0.145
Age	<= 60	150	30.0	18	12.0	130	26.0	18	13.8	0.85		Convergence criterion (GCONV=1E-8) satisfied.	0.42	1.71	-0.018		Algorithm converged.	-0.097	0.060
	> 60	286	57.2	54	18.9	274	54.8	33	12.0	1.70		Convergence criterion (GCONV=1E-8) satisfied.	1.06	2.72	0.068		Algorithm converged.	0.009	0.128
Geographic region	Western Europe/United States/Canada/Australia	250	50.0	48	19.2	225	45.0	35	15.6	1.29		Convergence criterion (GCONV=1E-8) satisfied.	0.80	2.08	0.036		Algorithm converged.	-0.032	0.104
	Asia	133	26.6	14	10.5	128	25.6	11	8.6	1.25		Convergence criterion (GCONV=1E-8) satisfied.	0.55	2.87	0.019		Algorithm converged.	-0.052	0.091
	Rest of World	53	10.6	10	18.9	51	10.2	5	9.8	2.14		Convergence criterion (GCONV=1E-8) satisfied.	0.68	6.77	0.091		Algorithm converged.	-0.043	0.224
Race/ethnicity	White	202	40.4	37	18.3	185	37.0	24	13.0	1.50		Convergence criterion (GCONV=1E-8) satisfied.	0.86	2.63	0.053		Algorithm converged.	-0.019	0.125
	Black or African American	7	1.4	3	42.9	4	0.8	0	0.0		*	Quasi-complete separation of data points detected.				*	ERROR: Error in computing the link function, its derivatives, or the variance function.		
	Asian	137	27.4	14	10.2	133	26.6	11	8.3	1.26		Convergence criterion (GCONV=1E-8) satisfied.	0.55	2.89	0.019		Algorithm converged.	-0.050	0.089
	Other	6	1.2	1	16.7	9	1.8	3	33.3	0.40		Convergence criterion (GCONV=1E-8) satisfied.	0.03	5.15	-0.167		Algorithm converged.	-0.595	0.262
	Unknown	84	16.8	17	20.2	73	14.6	13	17.8	1.17		Convergence criterion (GCONV=1E-8) satisfied.	0.53	2.61	0.024		Algorithm converged.	-0.099	0.147
ECOG performance status	0-1	371	74.2	61	16.4	348	69.6	43	12.4	1.40		Convergence criterion (GCONV=1E-8) satisfied.	0.92	2.13	0.041		Algorithm converged.	-0.010	0.092
	2	65	13.0	11	16.9	55	11.0	8	14.5	1.20		Convergence criterion (GCONV=1E-8) satisfied.	0.44	3.22	0.024		Algorithm converged.	-0.107	0.154
	Missing	0	0.0	0	0.0	1	0.2	0	0.0	NE			NE	NE	NE		NE	NE	NE
Cell of origin (determined by gene expression)	ABC	121	24.2	25	20.7	118	23.6	18	15.3	1.45		Convergence criterion (GCONV=1E-8) satisfied.	0.74	2.82	0.054		Algorithm converged.	-0.043	0.151
	GCB	166	33.2	26	15.7	151	30.2	17	11.3	1.46		Convergence criterion (GCONV=1E-8) satisfied.	0.76	2.82	0.044		Algorithm converged.	-0.031	0.119
	Unclassified	47	9.4	7	14.9	53	10.6	10	18.9	0.75		Convergence criterion (GCONV=1E-8) satisfied.	0.26	2.17	-0.040		Algorithm converged.	-0.186	0.107
	Unknown	102	20.4	14	13.7	82	16.4	6	7.3	2.02		Convergence criterion (GCONV=1E-8) satisfied.	0.74	5.50	0.064		Algorithm converged.	-0.023	0.151
IPI score at Screening	1-2	171	34.2	30	17.5	167	33.4	21	12.6	1.48		Convergence criterion (GCONV=1E-8) satisfied.	0.81	2.71	0.050		Algorithm converged.	-0.026	0.126
	3	173	34.6	29	16.8	148	29.6	19	12.8	1.37		Convergence criterion (GCONV=1E-8) satisfied.	0.73	2.56	0.039		Algorithm converged.	-0.038	0.117
	4-5	92	18.4	13	14.1	89	17.8	11	12.4	1.17		Convergence criterion (GCONV=1E-8) satisfied.	0.49	2.76	0.018		Algorithm converged.	-0.081	0.116
Baseline Bulky Disease	Present	175	35.0	18	10.3	160	32.0	25	15.6	0.62		Convergence criterion (GCONV=1E-8) satisfied.	0.32	1.18	-0.053		Algorithm converged.	-0.125	0.019
	Absent	261	52.2	54	20.7	244	48.8	26	10.7	2.19		Convergence criterion (GCONV=1E-8) satisfied.	1.32	3.62	0.100		Algorithm converged.	0.038	0.163
Double Expressor Lymphoma by IHC (Central Review)	DEL	130	26.0	20	15.4	134	26.8	11	8.2	2.03		Convergence criterion (GCONV=1E-8) satisfied.	0.93	4.43	0.072		Algorithm converged.	-0.006	0.149
	Non DEL	226	45.2	40	17.7	202	40.4	37	18.3	0.96		Convergence criterion (GCONV=1E-8) satisfied.	0.59	1.57	-0.006		Algorithm converged.	-0.079	0.067
	Unknown	80	16.0	12	15.0	68	13.6	3	4.4	3.82		Convergence criterion (GCONV=1E-8) satisfied.	1.03	14.16	0.106		Algorithm converged.	0.014	0.198
Double/Triple-Hit Lymphoma (Central Review)	DH/TH-	302	60.4	54	17.9	293	58.6	40	13.7	1.38		Convergence criterion (GCONV=1E-8) satisfied.	0.88	2.15	0.042		Algorithm converged.	-0.016	0.101
	DH/TH+	23	4.6	3	13.0	17	3.4	1	5.9	2.40		Convergence criterion (GCONV=1E-8) satisfied.	0.23	25.33	0.072		Algorithm converged.	-0.106	0.249
	Unknown	111	22.2	15	13.5	94	18.8	10	10.6	1.31		Convergence criterion (GCONV=1E-8) satisfied.	0.56	3.08	0.029		Algorithm converged.	-0.060	0.118

		Polatuzumab Vedotin + R-CHP vs. R-CHOP							R-CHOP vs. Polatuzumab Vedotin + R-CHP				
		Relative Risk							Relative Risk				
Name	Level	Relative Risk		Convergence Reason	95% Lower CL	95% Upper CL	p-value (Cochran-Mantel-Haenszel)	Interaction Test p-value (likelihood ratio)	Relative Risk		Convergence Reason	95% Lower CL	95% Upper CL
All	n/a	1.31		Algorithm converged.	0.94	1.82	0.1113		0.76		Algorithm converged.	0.55	1.07
Sex	Male	1.10		Algorithm converged.	0.66	1.84	0.7138	0.3892	0.91		Algorithm converged.	0.54	1.52
	Female	1.48		Algorithm converged.	0.96	2.29	0.0753		0.68		Algorithm converged.	0.44	1.05
Age	<= 60	0.87		Algorithm converged.	0.47	1.59	0.6459	0.1116	1.15		Algorithm converged.	0.63	2.12
	> 60	1.57		Algorithm converged.	1.05	2.34	0.0257		0.64		Algorithm converged.	0.43	0.95
Geographic region	Western Europe/United States/Canada/Australia	1.23		Algorithm converged.	0.83	1.84	0.2968	0.7020	0.81		Algorithm converged.	0.54	1.20
	Asia	1.22		Algorithm converged.	0.58	2.60	0.5966		0.82		Algorithm converged.	0.39	1.73
	Rest of World	1.92		Algorithm converged.	0.71	5.24	0.1906		0.52		Algorithm converged.	0.19	1.42
Race/ethnicity	White	1.41		Algorithm converged.	0.88	2.27	0.1501	0.2891	0.71		Algorithm converged.	0.44	1.14
	Black or African American	NE		Algorithm converged.	NE	NE	0.1432		NE		Algorithm converged.	NE	NE
	Asian	1.24		Algorithm converged.	0.58	2.62	0.5815		0.81		Algorithm converged.	0.38	1.72
	Other	0.50		Algorithm converged.	0.07	3.75	0.4897		2.00		Algorithm converged.	0.27	14.98
	Unknown	1.14		Algorithm converged.	0.59	2.18	0.7002		0.88		Algorithm converged.	0.46	1.69
ECOG performance status	0-1	1.33		Algorithm converged.	0.93	1.91	0.1198	0.7737	0.75		Algorithm converged.	0.52	1.08
	2	1.16		Algorithm converged.	0.50	2.69	0.7233		0.86		Algorithm converged.	0.37	1.98
	Missing	NE		NE	NE	NE	NE		NE		NE	NE	NE
Cell of origin (determined by gene expression)	ABC	1.35		Algorithm converged.	0.78	2.35	0.2776	0.5257	0.74		Algorithm converged.	0.43	1.28
	GCB	1.39		Algorithm converged.	0.79	2.46	0.2535		0.72		Algorithm converged.	0.41	1.27
	Unclassified	0.79		Algorithm converged.	0.33	1.91	0.5993		1.27		Algorithm converged.	0.52	3.06
	Unknown	1.88		Algorithm converged.	0.75	4.67	0.1663		0.53		Algorithm converged.	0.21	1.33
IPI score at Screening	1-2	1.40		Algorithm converged.	0.83	2.34	0.2026	0.9121	0.72		Algorithm converged.	0.43	1.20
	3	1.31		Algorithm converged.	0.76	2.23	0.3264		0.77		Algorithm converged.	0.45	1.31
	4-5	1.14		Algorithm converged.	0.54	2.42	0.7262		0.87		Algorithm converged.	0.41	1.85
Baseline Bulky Disease	Present	0.66		Algorithm converged.	0.37	1.16	0.1451	0.0025	1.52		Algorithm converged.	0.86	2.68
	Absent	1.94		Algorithm converged.	1.26	3.00	0.0020		0.52		Algorithm converged.	0.33	0.79
Double Expressor Lymphoma by IHC (Central Review)	DEL	1.87		Algorithm converged.	0.94	3.76	0.0707	0.1007	0.53		Algorithm converged.	0.27	1.07
	Non DEL	0.97		Algorithm converged.	0.64	1.45	0.8682		1.03		Algorithm converged.	0.69	1.55
	Unknown	3.40		Algorithm converged.	1.00	11.55	0.0340		0.29		Algorithm converged.	0.09	1.00
Double/Triple-Hit Lymphoma (Central Review)	DH/TH-	1.31		Algorithm converged.	0.90	1.91	0.1577	0.6251	0.76		Algorithm converged.	0.52	1.11
	DH/TH+	2.22		Algorithm converged.	0.25	19.51	0.4612		0.45		Algorithm converged.	0.05	3.97
	Unknown	1.27		Algorithm converged.	0.60	2.69	0.5318		0.79		Algorithm converged.	0.37	1.67

Test for interaction based on RR (Log-binomial regression)
* indicates convergence problem. Result is uninterpretable.
Clinical cut-off: 15JUN2022

Program: root/clinical_studies/RO5541077/CDPT7884/GO39942/data_analysis/ACE_BASE/prod/program/t_eff_resp.sas
Output: root/clinical_studies/RO5541077/CDPT7884/GO39942/data_analysis/ACE_FINAL_OS/prod/output/t_eff_resp_sg1_QC3010ET_IT_POOLED_15JUN2022_39942.xls
13MAR2023 19:23

POPULATION: Global and China Extension Population, Intent-To-Treat Population
ENDPOINT: EORTC QLQ-C30: Deterioration (MID=10) at FU Month 24
MODEL: Stratified Analysis by IPI score, Bulky disease, Geographical region
STUDY: GO39942
Dichotomous Analysis (Efficacy)

EORTC QLQ-C30: Deterioration (MID=10) at FU24 in Appetite loss

		Polatuzumab Vedotin + R-CHP (N=500)				R-CHOP (N=500)				Polatuzumab Vedotin + R-CHP vs. R-CHOP																R-CHOP vs. Polatuzumab Vedotin + R-CHP				
		Patients		Patients with Event		Patients		Patients with Event		Odds Ratio					Absolute Risk Difference					Relative Risk						Relative Risk				
Name	Level	n	%	n	%	n	%	n	%	Odds Ratio		Convergence Reason	95% Lower CL	95% Upper CL	Absolute Risk		Convergence Reason	95% Lower CL	95% Upper CL	Relative Risk		Convergence Reason	95% Lower CL	95% Upper CL	p-value (Cochran-Mantel-Haenszel)	Relative Risk		Convergence Reason	95% Lower CL	95% Upper CL
All	n/a	275	55.0	22	8.0	241	48.2	11	4.6	1.70		Convergence criterion (GCONV=1E-8) satisfied.	0.80	3.59		*	WARNING: The relative Hessian convergence criterion of 0.0876826052 is greater than the limit of 0.0001. The convergence is questionable.			1.66		Algorithm converged.	0.83	3.34	0.1626	0.60		Algorithm converged.	0.30	1.21

* indicates convergence problem. Result is uninterpretable.
OR is computed by stratified analysis, RR and ARD by adjusted analysis
Clinical cut-off: 15JUN2022

Program: root/clinical_studies/RO5541077/CDPT7884/GO39942/data_analysis/ACE_BASE/prod/program/t_eff_resp.sas
Output: root/clinical_studies/RO5541077/CDPT7884/GO39942/data_analysis/ACE_FINAL_OS/prod/output/t_eff_resp_str_QC3010FU_IT_POOLED_15JUN2022_39942.xls
13MAR2023 19:18

POPULATION: Global and China Extension Population, Intent-To-Treat Population
ENDPOINT: EORTC QLQ-C30: Deterioration (MID=10) at FU Month 24
MODEL: Stratified Analysis by IPI score, Bulky disease, Geographical region
STUDY: GO39942
Dichotomous Analysis (Efficacy)

EORTC QLQ-C30: Deterioration (MID=10) at FU24 in Cognitive functioning

		Polatuzumab Vedotin + R-CHP (N=500)				R-CHOP (N=500)				Polatuzumab Vedotin + R-CHP vs. R-CHOP																R-CHOP vs. Polatuzumab Vedotin + R-CHP				
		Patients		Patients with Event		Patients		Patients with Event		Odds Ratio					Absolute Risk Difference					Relative Risk						Relative Risk				
Name	Level	n	%	n	%	n	%	n	%	Odds Ratio		Convergence Reason	95% Lower CL	95% Upper CL	Absolute Risk		Convergence Reason	95% Lower CL	95% Upper CL	Relative Risk		Convergence Reason	95% Lower CL	95% Upper CL	p-value (Cochran-Mantel-Haenszel)	Relative Risk		Convergence Reason	95% Lower CL	95% Upper CL
All	n/a	275	55.0	68	24.7	237	47.4	56	23.6	1.03		Convergence criterion (GCONV=1E-8) satisfied.	0.68	1.55	0.009		Algorithm converged.	-0.064	0.082	1.03		Algorithm converged.	0.76	1.39	0.8881	0.97		Algorithm converged.	0.72	1.32

* indicates convergence problem. Result is uninterpretable.
OR is computed by stratified analysis, RR and ARD by adjusted analysis
Clinical cut-off: 15JUN2022

Program: root/clinical_studies/RO5541077/CDPT7884/GO39942/data_analysis/ACE_BASE/prod/program/t_eff_resp.sas
Output: root/clinical_studies/RO5541077/CDPT7884/GO39942/data_analysis/ACE_FINAL_OS/prod/output/t_eff_resp_str_QC3010FU_IT_POOLED_15JUN2022_39942.xls
13MAR2023 19:18

POPULATION: Global and China Extension Population, Intent-To-Treat Population
ENDPOINT: EORTC QLQ-C30: Deterioration (MID=10) at FU Month 24
MODEL: Stratified Analysis by IPI score, Bulky disease, Geographical region
STUDY: GO39942
Dichotomous Analysis (Efficacy)

EORTC QLQ-C30: Deterioration (MID=10) at FU24 in Constipation

		Polatuzumab Vedotin + R-CHP (N=500)				R-CHOP (N=500)				Polatuzumab Vedotin + R-CHP vs. R-CHOP																R-CHOP vs. Polatuzumab Vedotin + R-CHP				
		Patients		Patients with Event		Patients		Patients with Event		Odds Ratio					Absolute Risk Difference					Relative Risk						Relative Risk				
Name	Level	n	%	n	%	n	%	n	%	Odds Ratio		Convergence Reason	95% Lower CL	95% Upper CL	Absolute Risk		Convergence Reason	95% Lower CL	95% Upper CL	Relative Risk		Convergence Reason	95% Lower CL	95% Upper CL	p-value (Cochran-Mantel-Haenszel)	Relative Risk		Convergence Reason	95% Lower CL	95% Upper CL
All	n/a	274	54.8	32	11.7	240	48.0	17	7.1	1.68		Convergence criterion (GCONV=1E-8) satisfied.	0.91	3.10	0.048		Algorithm converged.	-0.001	0.096	1.61		Algorithm converged.	0.92	2.82	0.0972	0.62		Algorithm converged.	0.35	1.09

* indicates convergence problem. Result is uninterpretable.
OR is computed by stratified analysis, RR and ARD by adjusted analysis
Clinical cut-off: 15JUN2022

Program: root/clinical_studies/RO5541077/CDPT7884/GO39942/data_analysis/ACE_BASE/prod/program/t_eff_resp.sas
Output: root/clinical_studies/RO5541077/CDPT7884/GO39942/data_analysis/ACE_FINAL_OS/prod/output/t_eff_resp_str_QC3010FU_IT_POOLED_15JUN2022_39942.xls
13MAR2023 19:18

POPULATION: Global and China Extension Population, Intent-To-Treat Population
ENDPOINT: EORTC QLQ-C30: Deterioration (MID=10) at FU Month 24
MODEL: Stratified Analysis by IPI score, Bulky disease, Geographical region
STUDY: GO39942
Dichotomous Analysis (Efficacy)

EORTC QLQ-C30: Deterioration (MID=10) at FU24 in Diarrhoea

		Polatuzumab Vedotin + R-CHP (N=500)				R-CHOP (N=500)				Polatuzumab Vedotin + R-CHP vs. R-CHOP																R-CHOP vs. Polatuzumab Vedotin + R-CHP				
		Patients		Patients with Event		Patients		Patients with Event		Odds Ratio					Absolute Risk Difference					Relative Risk						Relative Risk				
Name	Level	n	%	n	%	n	%	n	%	Odds Ratio		Convergence Reason	95% Lower CL	95% Upper CL	Absolute Risk		Convergence Reason	95% Lower CL	95% Upper CL	Relative Risk		Convergence Reason	95% Lower CL	95% Upper CL	p-value (Cochran-Mantel-Haenszel)	Relative Risk		Convergence Reason	95% Lower CL	95% Upper CL
All	n/a	272	54.4	27	9.9	239	47.8	29	12.1	0.77		Convergence criterion (GCONV=1E-8) satisfied.	0.44	1.34	-0.024		Algorithm converged.	-0.076	0.028	0.84		Algorithm converged.	0.51	1.37	0.3499	1.19		Algorithm converged.	0.73	1.95

* indicates convergence problem. Result is uninterpretable.
OR is computed by stratified analysis, RR and ARD by adjusted analysis
Clinical cut-off: 15JUN2022

Program: root/clinical_studies/RO5541077/CDPT7884/GO39942/data_analysis/ACE_BASE/prod/program/t_eff_resp.sas
Output: root/clinical_studies/RO5541077/CDPT7884/GO39942/data_analysis/ACE_FINAL_OS/prod/output/t_eff_resp_str_QC3010FU_IT_POOLED_15JUN2022_39942.xls
13MAR2023 19:18

POPULATION: Global and China Extension Population, Intent-To-Treat Population
ENDPOINT: EORTC QLQ-C30: Deterioration (MID=10) at FU Month 24
MODEL: Stratified Analysis by IPI score, Bulky disease, Geographical region
STUDY: GO39942
Dichotomous Analysis (Efficacy)

EORTC QLQ-C30: Deterioration (MID=10) at FU24 in Dyspnoea

		Polatuzumab Vedotin + R-CHP (N=500)				R-CHOP (N=500)				Polatuzumab Vedotin + R-CHP vs. R-CHOP																R-CHOP vs. Polatuzumab Vedotin + R-CHP				
		Patients		Patients with Event		Patients		Patients with Event		Odds Ratio					Absolute Risk Difference					Relative Risk						Relative Risk				
Name	Level	n	%	n	%	n	%	n	%	Odds Ratio		Convergence Reason	95% Lower CL	95% Upper CL	Absolute Risk		Convergence Reason	95% Lower CL	95% Upper CL	Relative Risk		Convergence Reason	95% Lower CL	95% Upper CL	p-value (Cochran-Mantel-Haenszel)	Relative Risk		Convergence Reason	95% Lower CL	95% Upper CL
All	n/a	275	55.0	39	14.2	241	48.2	44	18.3		*	NE			-0.038		Algorithm converged.	-0.101	0.026	0.77		Algorithm converged.	0.52	1.14	0.1847	1.30		Algorithm converged.	0.88	1.93

* indicates convergence problem. Result is uninterpretable.
OR is computed by stratified analysis, RR and ARD by adjusted analysis
Clinical cut-off: 15JUN2022

Program: root/clinical_studies/RO5541077/CDPT7884/GO39942/data_analysis/ACE_BASE/prod/program/t_eff_resp.sas
Output: root/clinical_studies/RO5541077/CDPT7884/GO39942/data_analysis/ACE_FINAL_OS/prod/output/t_eff_resp_str_QC3010FU_IT_POOLED_15JUN2022_39942.xls
13MAR2023 19:18

POPULATION: Global and China Extension Population, Intent-To-Treat Population
ENDPOINT: EORTC QLQ-C30: Deterioration (MID=10) at FU Month 24
MODEL: Stratified Analysis by IPI score, Bulky disease, Geographical region
STUDY: GO39942
Dichotomous Analysis (Efficacy)

EORTC QLQ-C30: Deterioration (MID=10) at FU24 in Emotional functioning

		Polatuzumab Vedotin + R-CHP (N=500)				R-CHOP (N=500)				Polatuzumab Vedotin + R-CHP vs. R-CHOP																R-CHOP vs. Polatuzumab Vedotin + R-CHP				
		Patients		Patients with Event		Patients		Patients with Event		Odds Ratio					Absolute Risk Difference					Relative Risk						Relative Risk				
Name	Level	n	%	n	%	n	%	n	%	Odds Ratio		Convergence Reason	95% Lower CL	95% Upper CL	Absolute Risk		Convergence Reason	95% Lower CL	95% Upper CL	Relative Risk		Convergence Reason	95% Lower CL	95% Upper CL	p-value (Cochran-Mantel-Haenszel)	Relative Risk		Convergence Reason	95% Lower CL	95% Upper CL
All	n/a	275	55.0	29	10.5	237	47.4	20	8.4	1.23		Convergence criterion (GCONV=1E-8) satisfied.	0.67	2.24	0.017		Algorithm converged.	-0.032	0.066	1.26		Algorithm converged.	0.73	2.16	0.5069	0.80		Algorithm converged.	0.46	1.37

* indicates convergence problem. Result is uninterpretable.
OR is computed by stratified analysis, RR and ARD by adjusted analysis
Clinical cut-off: 15JUN2022

Program: root/clinical_studies/RO5541077/CDPT7884/GO39942/data_analysis/ACE_BASE/prod/program/t_eff_resp.sas
Output: root/clinical_studies/RO5541077/CDPT7884/GO39942/data_analysis/ACE_FINAL_OS/prod/output/t_eff_resp_str_QC3010FU_IT_POOLED_15JUN2022_39942.xls
13MAR2023 19:18

POPULATION: Global and China Extension Population, Intent-To-Treat Population
ENDPOINT: EORTC QLQ-C30: Deterioration (MID=10) at FU Month 24
MODEL: Stratified Analysis by IPI score, Bulky disease, Geographical region
STUDY: GO39942
Dichotomous Analysis (Efficacy)

EORTC QLQ-C30: Deterioration (MID=10) at FU24 in Fatigue

		Polatuzumab Vedotin + R-CHP (N=500)				R-CHOP (N=500)				Polatuzumab Vedotin + R-CHP vs. R-CHOP																R-CHOP vs. Polatuzumab Vedotin + R-CHP				
		Patients		Patients with Event		Patients		Patients with Event		Odds Ratio					Absolute Risk Difference					Relative Risk						Relative Risk				
Name	Level	n	%	n	%	n	%	n	%	Odds Ratio		Convergence Reason	95% Lower CL	95% Upper CL	Absolute Risk		Convergence Reason	95% Lower CL	95% Upper CL	Relative Risk		Convergence Reason	95% Lower CL	95% Upper CL	p-value (Cochran-Mantel-Haenszel)	Relative Risk		Convergence Reason	95% Lower CL	95% Upper CL
All	n/a	275	55.0	55	20.0	242	48.4	48	19.8	0.99		Convergence criterion (GCONV=1E-8) satisfied.	0.64	1.53	-0.011		Algorithm converged.	-0.078	0.055	1.01		Algorithm converged.	0.72	1.42	0.9491	0.99		Algorithm converged.	0.70	1.39

* indicates convergence problem. Result is uninterpretable.
OR is computed by stratified analysis, RR and ARD by adjusted analysis
Clinical cut-off: 15JUN2022

Program: root/clinical_studies/RO5541077/CDPT7884/GO39942/data_analysis/ACE_BASE/prod/program/t_eff_resp.sas
Output: root/clinical_studies/RO5541077/CDPT7884/GO39942/data_analysis/ACE_FINAL_OS/prod/output/t_eff_resp_str_QC3010FU_IT_POOLED_15JUN2022_39942.xls
13MAR2023 19:18

POPULATION: Global and China Extension Population, Intent-To-Treat Population
ENDPOINT: EORTC QLQ-C30: Deterioration (MID=10) at FU Month 24
MODEL: Stratified Analysis by IPI score, Bulky disease, Geographical region
STUDY: GO39942
Dichotomous Analysis (Efficacy)

EORTC QLQ-C30: Deterioration (MID=10) at FU24 in Financial difficulties

		Polatuzumab Vedotin + R-CHP (N=500)				R-CHOP (N=500)				Polatuzumab Vedotin + R-CHP vs. R-CHOP																R-CHOP vs. Polatuzumab Vedotin + R-CHP				
		Patients		Patients with Event		Patients		Patients with Event		Odds Ratio				Absolute Risk Difference					Relative Risk							Relative Risk				
Name	Level	n	%	n	%	n	%	n	%	Odds Ratio		Convergence Reason	95% Lower CL	95% Upper CL	Absolute Risk		Convergence Reason	95% Lower CL	95% Upper CL	Relative Risk		Convergence Reason	95% Lower CL	95% Upper CL	p-value (Cochran-Mantel-Haenszel)	Relative Risk		Convergence Reason	95% Lower CL	95% Upper CL
All	n/a	274	54.8	18	6.6	234	46.8	14	6.0	1.06		Convergence criterion (GCONV=1E-8) satisfied.	0.50	2.22	0.017		Algorithm converged.	-0.024	0.058	1.02		Algorithm converged.	0.52	1.99	0.8841	0.98		Algorithm converged.	0.50	1.92

* indicates convergence problem. Result is uninterpretable.
OR is computed by stratified analysis, RR and ARD by adjusted analysis
Clinical cut-off: 15JUN2022

Program: root/clinical_studies/RO5541077/CDPT7884/GO39942/data_analysis/ACE_BASE/prod/program/t_eff_resp.sas
Output: root/clinical_studies/RO5541077/CDPT7884/GO39942/data_analysis/ACE_FINAL_OS/prod/output/t_eff_resp_str_QC3010FU_IT_POOLED_15JUN2022_39942.xls
13MAR2023 19:18

POPULATION: Global and China Extension Population, Intent-To-Treat Population
ENDPOINT: EORTC QLQ-C30: Deterioration (MID=10) at FU Month 24
MODEL: Stratified Analysis by IPI score, Bulky disease, Geographical region
STUDY: GO39942
Dichotomous Analysis (Efficacy)

EORTC QLQ-C30: Deterioration (MID=10) at FU24 in Nausea and vomiting

		Polatuzumab Vedotin + R-CHP (N=500)				R-CHOP (N=500)				Polatuzumab Vedotin + R-CHP vs. R-CHOP																R-CHOP vs. Polatuzumab Vedotin + R-CHP				
		Patients		Patients with Event		Patients		Patients with Event		Odds Ratio					Absolute Risk Difference					Relative Risk						Relative Risk				
Name	Level	n	%	n	%	n	%	n	%	Odds Ratio		Convergence Reason	95% Lower CL	95% Upper CL	Absolute Risk		Convergence Reason	95% Lower CL	95% Upper CL	Relative Risk		Convergence Reason	95% Lower CL	95% Upper CL	p-value (Cochran-Mantel-Haenszel)	Relative Risk		Convergence Reason	95% Lower CL	95% Upper CL
All	n/a	275	55.0	17	6.2	242	48.4	8	3.3	1.84		Convergence criterion (GCONV=1E-8) satisfied.	0.78	4.36		*	WARNING: The relative Hessian convergence criterion of 0.0006360284 is greater than the limit of 0.0001. The convergence is questionable.			1.88		Algorithm converged.	0.83	4.29	0.1579	0.53		Algorithm converged.	0.23	1.21

* indicates convergence problem. Result is uninterpretable.
OR is computed by stratified analysis, RR and ARD by adjusted analysis
Clinical cut-off: 15JUN2022

Program: root/clinical_studies/RO5541077/CDPT7884/GO39942/data_analysis/ACE_BASE/prod/program/t_eff_resp.sas
Output: root/clinical_studies/RO5541077/CDPT7884/GO39942/data_analysis/ACE_FINAL_OS/prod/output/t_eff_resp_str_QC3010FU_IT_POOLED_15JUN2022_39942.xls
13MAR2023 19:18

POPULATION: Global and China Extension Population, Intent-To-Treat Population
ENDPOINT: EORTC QLQ-C30: Deterioration (MID=10) at FU Month 24
MODEL: Stratified Analysis by IPI score, Bulky disease, Geographical region
STUDY: GO39942
Dichotomous Analysis (Efficacy)

EORTC QLQ-C30: Deterioration (MID=10) at FU24 in Pain

		Polatuzumab Vedotin + R-CHP (N=500)				R-CHOP (N=500)				Polatuzumab Vedotin + R-CHP vs. R-CHOP																R-CHOP vs. Polatuzumab Vedotin + R-CHP				
		Patients		Patients with Event		Patients		Patients with Event		Odds Ratio					Absolute Risk Difference					Relative Risk						Relative Risk				
Name	Level	n	%	n	%	n	%	n	%	Odds Ratio		Convergence Reason	95% Lower CL	95% Upper CL	Absolute Risk		Convergence Reason	95% Lower CL	95% Upper CL	Relative Risk		Convergence Reason	95% Lower CL	95% Upper CL	p-value (Cochran-Mantel-Haenszel)	Relative Risk		Convergence Reason	95% Lower CL	95% Upper CL
All	n/a	276	55.2	52	18.8	242	48.4	26	10.7	1.92		Convergence criterion (GCONV=1E-8) satisfied.	1.16	3.19	0.079		Algorithm converged.	0.018	0.140	1.80		Algorithm converged.	1.16	2.79	0.0107	0.56		Algorithm converged.	0.36	0.86

* indicates convergence problem. Result is uninterpretable.
OR is computed by stratified analysis, RR and ARD by adjusted analysis
Clinical cut-off: 15JUN2022

Program: root/clinical_studies/RO5541077/CDPT7884/GO39942/data_analysis/ACE_BASE/prod/program/t_eff_resp.sas
Output: root/clinical_studies/RO5541077/CDPT7884/GO39942/data_analysis/ACE_FINAL_OS/prod/output/t_eff_resp_str_QC3010FU_IT_POOLED_15JUN2022_39942.xls
13MAR2023 19:18

POPULATION: Global and China Extension Population, Intent-To-Treat Population
ENDPOINT: EORTC QLQ-C30: Deterioration (MID=10) at FU Month 24
MODEL: Stratified Analysis by IPI score, Bulky disease, Geographical region
STUDY: GO39942
Dichotomous Analysis (Efficacy)

EORTC QLQ-C30: Deterioration (MID=10) at FU24 in Physical functioning (revised)

		Polatuzumab Vedotin + R-CHP (N=500)				R-CHOP (N=500)				Polatuzumab Vedotin + R-CHP vs. R-CHOP																R-CHOP vs. Polatuzumab Vedotin + R-CHP				
		Patients		Patients with Event		Patients		Patients with Event		Odds Ratio					Absolute Risk Difference					Relative Risk						Relative Risk				
Name	Level	n	%	n	%	n	%	n	%	Odds Ratio		Convergence Reason	95% Lower CL	95% Upper CL	Absolute Risk		Convergence Reason	95% Lower CL	95% Upper CL	Relative Risk		Convergence Reason	95% Lower CL	95% Upper CL	p-value (Cochran-Mantel-Haenszel)	Relative Risk		Convergence Reason	95% Lower CL	95% Upper CL
All	n/a	275	55.0	44	16.0	243	48.6	37	15.2	1.06		Convergence criterion (GCONV=1E-8) satisfied.	0.65	1.71	0.001		Algorithm converged.	-0.061	0.063	1.06		Algorithm converged.	0.71	1.59	0.8200	0.94		Algorithm converged.	0.63	1.40

* indicates convergence problem. Result is uninterpretable.
OR is computed by stratified analysis, RR and ARD by adjusted analysis
Clinical cut-off: 15JUN2022

Program: root/clinical_studies/RO5541077/CDPT7884/GO39942/data_analysis/ACE_BASE/prod/program/t_eff_resp.sas
Output: root/clinical_studies/RO5541077/CDPT7884/GO39942/data_analysis/ACE_FINAL_OS/prod/output/t_eff_resp_str_QC3010FU_IT_POOLED_15JUN2022_39942.xls
13MAR2023 19:18

POPULATION: Global and China Extension Population, Intent-To-Treat Population
ENDPOINT: EORTC QLQ-C30: Deterioration (MID=10) at FU Month 24
MODEL: Stratified Analysis by IPI score, Bulky disease, Geographical region
STUDY: GO39942
Dichotomous Analysis (Efficacy)

EORTC QLQ-C30:Deterioration (MID=10) at FU24 in Global health status/QoL (revised)

		Polatuzumab Vedotin + R-CHP (N=500)				R-CHOP (N=500)				Polatuzumab Vedotin + R-CHP vs. R-CHOP																R-CHOP vs. Polatuzumab Vedotin + R-CHP				
		Patients		Patients with Event		Patients		Patients with Event		Odds Ratio					Absolute Risk Difference					Relative Risk						Relative Risk				
Name	Level	n	%	n	%	n	%	n	%	Odds Ratio		Convergence Reason	95% Lower CL	95% Upper CL	Absolute Risk		Convergence Reason	95% Lower CL	95% Upper CL	Relative Risk		Convergence Reason	95% Lower CL	95% Upper CL	p-value (Cochran-Mantel-Haenszel)	Relative Risk		Convergence Reason	95% Lower CL	95% Upper CL
All	n/a	274	54.8	41	15.0	238	47.6	31	13.0	1.17		Convergence criterion (GCONV=1E-8) satisfied.	0.71	1.94	0.013		Algorithm converged.	-0.046	0.072	1.16		Algorithm converged.	0.75	1.78	0.5447	0.86		Algorithm converged.	0.56	1.33

* indicates convergence problem. Result is uninterpretable.
OR is computed by stratified analysis, RR and ARD by adjusted analysis
Clinical cut-off: 15JUN2022

Program: root/clinical_studies/RO5541077/CDPT7884/GO39942/data_analysis/ACE_BASE/prod/program/t_eff_resp.sas
Output: root/clinical_studies/RO5541077/CDPT7884/GO39942/data_analysis/ACE_FINAL_OS/prod/output/t_eff_resp_str_QC3010FU_IT_POOLED_15JUN2022_39942.xls
13MAR2023 19:18

POPULATION: Global and China Extension Population, Intent-To-Treat Population
ENDPOINT: EORTC QLQ-C30: Deterioration (MID=10) at FU Month 24
MODEL: Stratified Analysis by IPI score, Bulky disease, Geographical region
STUDY: GO39942
Dichotomous Analysis (Efficacy)

EORTC QLQ-C30: Deterioration (MID=10) at FU24 in Role functioning (revised)

		Polatuzumab Vedotin + R-CHP (N=500)				R-CHOP (N=500)				Polatuzumab Vedotin + R-CHP vs. R-CHOP															R-CHOP vs. Polatuzumab Vedotin + R-CHP				
		Patients		Patients with Event		Patients		Patients with Event		Odds Ratio				Absolute Risk Difference					Relative Risk						Relative Risk				
Name	Level	n	%	n	%	n	%	n	%	Odds Ratio		Convergence Reason	95% Lower CL	95% Upper CL	Absolute Risk		Convergence Reason	95% Lower CL	95% Upper CL	Relative Risk		Convergence Reason	95% Lower CL	95% Upper CL	p-value (Cochran-Mantel-Haenszel)	Relative Risk		Convergence Reason	95% Lower CL	95% Upper CL
All	n/a	275	55.0	45	16.4	242	48.4	36	14.9	1.15		Convergence criterion (GCONV=1E-8) satisfied.	0.71	1.86	0.007		Algorithm converged.	-0.054	0.068	1.13		Algorithm converged.	0.76	1.68	0.5721	0.89		Algorithm converged.	0.60	1.32

* indicates convergence problem. Result is uninterpretable.
OR is computed by stratified analysis, RR and ARD by adjusted analysis
Clinical cut-off: 15JUN2022

Program: root/clinical_studies/RO5541077/CDPT7884/GO39942/data_analysis/ACE_BASE/prod/program/t_eff_resp.sas
Output: root/clinical_studies/RO5541077/CDPT7884/GO39942/data_analysis/ACE_FINAL_OS/prod/output/t_eff_resp_str_QC3010FU_IT_POOLED_15JUN2022_39942.xls
13MAR2023 19:18

POPULATION: Global and China Extension Population, Intent-To-Treat Population
ENDPOINT: EORTC QLQ-C30: Deterioration (MID=10) at FU Month 24
MODEL: Stratified Analysis by IPI score, Bulky disease, Geographical region
STUDY: GO39942
Dichotomous Analysis (Efficacy)

EORTC QLQ-C30: Deterioration (MID=10) at FU24 in Social functioning

		Polatuzumab Vedotin + R-CHP (N=500)				R-CHOP (N=500)				Polatuzumab Vedotin + R-CHP vs. R-CHOP																R-CHOP vs. Polatuzumab Vedotin + R-CHP				
		Patients		Patients with Event		Patients		Patients with Event		Odds Ratio					Absolute Risk Difference					Relative Risk						Relative Risk				
Name	Level	n	%	n	%	n	%	n	%	Odds Ratio		Convergence Reason	95% Lower CL	95% Upper CL	Absolute Risk		Convergence Reason	95% Lower CL	95% Upper CL	Relative Risk		Convergence Reason	95% Lower CL	95% Upper CL	p-value (Cochran-Mantel-Haenszel)	Relative Risk		Convergence Reason	95% Lower CL	95% Upper CL
All	n/a	275	55.0	33	12.0	236	47.2	24	10.2	1.18		Convergence criterion (GCONV=1E-8) satisfied.	0.67	2.07	0.025		Algorithm converged.	-0.026	0.076	1.16		Algorithm converged.	0.71	1.89	0.5585	0.87		Algorithm converged.	0.53	1.42

* indicates convergence problem. Result is uninterpretable.
OR is computed by stratified analysis, RR and ARD by adjusted analysis
Clinical cut-off: 15JUN2022

Program: root/clinical_studies/RO5541077/CDPT7884/GO39942/data_analysis/ACE_BASE/prod/program/t_eff_resp.sas
Output: root/clinical_studies/RO5541077/CDPT7884/GO39942/data_analysis/ACE_FINAL_OS/prod/output/t_eff_resp_str_QC3010FU_IT_POOLED_15JUN2022_39942.xls
13MAR2023 19:18

POPLATION: Global and China Extension Population, Intent-To-Treat Population

POPULATION: Global and China Extension Population, Intent-To-Treat Population
ENDPOINT: EORTC QLQ-C30: Deterioration (MID=10) at FU Month 24
MODEL: Unstratified Analysis
STUDY: GO39942
Dichotomous Analysis by Subgroups (Efficacy)

EORTC QLQ-C30: Deterioration (MID=10) at FU24 in Appetite loss

		Polatuzumab Vedotin + R-CHP (N=500)				R-CHOP (N=500)				Polatuzumab Vedotin + R-CHP vs. R-CHOP																	R-CHOP vs. Polatuzumab Vedotin + R-CHP				
		Patients		Patients with Event		Patients		Patients with Event		Odds Ratio					Absolute Risk Difference					Relative Risk							Relative Risk				
Name	Level	n	%	n	%	n	%	n	%	Odds Ratio		Convergence Reason	95% Lower CL	95% Upper CL	Absolute Risk		Convergence Reason	95% Lower CL	95% Upper CL	Relative Risk		Convergence Reason	95% Lower CL	95% Upper CL	p-value (Cochran-Mantel-Haenszel)	Interaction Test p-value (likelihood ratio)	Relative Risk		Convergence Reason	95% Lower CL	95% Upper CL
All	n/a	275	55.0	22	8.0	241	48.2	11	4.6	1.82		Convergence criterion (GCONV=1E-8) satisfied.	0.86	3.83	0.034		Algorithm converged.	-0.007	0.076	1.75		Algorithm converged.	0.87	3.54	0.1119		0.57		Algorithm converged.	0.28	1.15
Sex	Male	142	28.4	12	8.5	118	23.6	6	5.1	1.72		Convergence criterion (GCONV=1E-8) satisfied.	0.63	4.74	0.034		Algorithm converged.	-0.027	0.094	1.66		Algorithm converged.	0.64	4.29	0.2880	0.8819	0.60		Algorithm converged.	0.23	1.55
	Female	133	26.6	10	7.5	123	24.6	5	4.1	1.92		Convergence criterion (GCONV=1E-8) satisfied.	0.64	5.78	0.035		Algorithm converged.	-0.022	0.091	1.85		Algorithm converged.	0.65	5.26	0.2407		0.54		Algorithm converged.	0.19	1.54
Age	<= 60	90	18.0	6	6.7	73	14.6	2	2.7	2.54		Convergence criterion (GCONV=1E-8) satisfied.	0.50	12.96	0.039		Algorithm converged.	-0.024	0.103	2.43		Algorithm converged.	0.51	11.70	0.2499	0.6404	0.41		Algorithm converged.	0.09	1.98
	> 60	185	37.0	16	8.6	168	33.6	9	5.4	1.67		Convergence criterion (GCONV=1E-8) satisfied.	0.72	3.89	0.033		Algorithm converged.	-0.020	0.086	1.61		Algorithm converged.	0.73	3.56	0.2293		0.62		Algorithm converged.	0.28	1.36
Geographic region	Western Europe/United States/Canada/Australia	172	34,4	11	6,4	157	31,4	6	3,8	1,72		Convergence criterion (GCONV=1E-8) satisfied.	0,62	4,76	0,026		Algorithm converged.	-0,022	0,073	1,67		Algorithm converged.	0,63	4,42	0,2929	0,4225	0,60		Algorithm converged.	0,23	1,58
	Asia	66	13.2	9	13.6	53	10.6	5	9.4	1.52		Convergence criterion (GCONV=1E-8) satisfied.	0.48	4.83	0.042		Algorithm converged.	-0.072	0.156	1.45		Algorithm converged.	0.52	4.06	0.4813		0.69		Algorithm converged.	0.25	1.94
	Rest of World	37	7,4	2	5,4	31	6,2	0	0,0		*	Quasi-complete separation of data points detected.				*	WARNING: The relative Hessian convergence criterion of 3.9582185492 is greater than the limit of 0.0001. The convergence is questionable.			NE		Algorithm converged.	NE	NE	0,1921		NE		Algorithm converged.	NE	NE
Race/ethnicity	White	136	27.2	8	5.9	128	25.6	3	2.3	2.60		Convergence criterion (GCONV=1E-8) satisfied.	0.68	10.04	0.035		Algorithm converged.	-0.012	0.083	2.51		Algorithm converged.	0.68	9.25	0.1512	0.3184	0.40		Algorithm converged.	0.11	1.47
	Black or African American	5	1,0	0	0,0	0	0,0	0	0,0	NE			NE	NE	NE		NE	NE	NE	NE		NE	NE	NE	NE		NE		NE	NE	NE
	Asian	68	13.6	9	13.2	55	11.0	5	9.1	1.53		Convergence criterion (GCONV=1E-8) satisfied.	0.48	4.85	0.041		Algorithm converged.	-0.069	0.152	1.46		Algorithm converged.	0.52	4.09	0.4736		0.69		Algorithm converged.	0.24	1.93
	Other	2	0.4	1	50.0	4	0.8	0	0.0		*	Quasi-complete separation of data points detected.				*	ERROR: Error in computing the link function, its derivatives, or the variance function.			NE		Algorithm converged.	NE	NE	0.1573		NE		Algorithm converged.	NE	NE
	Unknown	64	12.8	4	6.3	54	10.8	3	5.6	1.13		Convergence criterion (GCONV=1E-8) satisfied.	0.24	5.30	0.007		Algorithm converged.	-0.078	0.092	1.12		Algorithm converged.	0.26	4.81	0.8741		0.89		Algorithm converged.	0.21	3.80
ECOG performance status	0-1	235	47.0	21	8.9	206	41.2	10	4.9	1.92		Convergence criterion (GCONV=1E-8) satisfied.	0.88	4.19	0.041		Algorithm converged.	-0.006	0.088	1.84		Algorithm converged.	0.89	3.82	0.0947	0.5963	0.54		Algorithm converged.	0.26	1.13
	2	40	8.0	1	2.5	34	6.8	1	2.9	0.85		Convergence criterion (GCONV=1E-8) satisfied.	0.05	14.06	-0.004		Algorithm converged.	-0.079	0.070	0.85		Algorithm converged.	0.06	13.08	0.9078		1.18		Algorithm converged.	0.08	18.11
	Missing	0	0.0	0	0.0	1	0.2	0	0.0	NE			NE	NE	NE		NE	NE	NE	NE		NE	NE	NE	NE		NE		NE	NE	NE
Cell of origin (determined by gene expression)	ABC	76	15,2	5	6,6	61	12,2	3	4,9	1,36		Convergence criterion (GCONV=1E-8) satisfied.	0,31	5,94	0,017		Algorithm converged.	-0,061	0,094	1,34		Algorithm converged.	0,33	5,38	0,6814	0,9333	0,75		Algorithm converged.	0,19	3,00
	GCB	112	22.4	9	8.0	98	19.6	6	6.1	1.34		Convergence criterion (GCONV=1E-8) satisfied.	0.46	3.91	0.019		Algorithm converged.	-0.050	0.088	1.31		Algorithm converged.	0.48	3.56	0.5921		0.76		Algorithm converged.	0.28	2.06
	Unclassified	24	4.8	1	4.2	40	8.0	2	5.0	0.83		Convergence criterion (GCONV=1E-8) satisfied.	0.07	9.63	-0.008		Algorithm converged.	-0.113	0.096	0.83		Algorithm converged.	0.08	8.71	0.8796		1.20		Algorithm converged.	0.11	12.54
	Unknown	63	12,6	7	11,1	42	8,4	0	0,0		*	Quasi-complete separation of data points detected.				*	WARNING: The relative Hessian convergence criterion of 1.9124233193 is greater than the limit of 0.0001. The convergence is questionable.			NE		Algorithm converged.	NE	NE	0,0261		NE		Algorithm converged.	NE	NE
IPI score at Screening	1-2	110	22.0	8	7.3	106	21.2	3	2.8	2.69		Convergence criterion (GCONV=1E-8) satisfied.	0.69	10.44	0.044		Algorithm converged.	-0.013	0.102	2.57		Algorithm converged.	0.70	9.43	0.1385	0.3056	0.39		Algorithm converged.	0.11	1.43
	3	114	22.8	10	8.8	81	16.2	7	8.6	1.02		Convergence criterion (GCONV=1E-8) satisfied.	0.37	2.79	0.001		Algorithm converged.	-0.079	0.082	1.02		Algorithm converged.	0.40	2.55	0.9748		0.99		Algorithm converged.	0.39	2.48
	4-5	51	10.2	4	7.8	54	10.8	1	1.9	4.51		Convergence criterion (GCONV=1E-8) satisfied.	0.49	41.79	0.060		Algorithm converged.	-0.022	0.142	4.24		Algorithm converged.	0.49	36.64	0.1516		0.24		Algorithm converged.	0.03	2.04
Baseline Bulky Disease	Present	104	20.8	7	6.7	101	20.2	4	4.0	1.75		Convergence criterion (GCONV=1E-8) satisfied.	0.50	6.17	0.028		Algorithm converged.	-0.034	0.089	1.70		Algorithm converged.	0.51	5.63	0.3800	0.9664	0.59		Algorithm converged.	0.18	1.95
	Absent	171	34.2	15	8.8	140	28.0	7	5.0	1.83		Convergence criterion (GCONV=1E-8) satisfied.	0.72	4.61	0.038		Algorithm converged.	-0.018	0.093	1.75		Algorithm converged.	0.74	4.18	0.1975		0.57		Algorithm converged.	0.24	1.36
Double Expressor Lymphoma by IHC (Central Review)	DEL	85	17,0	8	9,4	82	16,4	2	2,4	4,16		Convergence criterion (GCONV=1E-8) satisfied.	0,86	20,19	0,070		Algorithm converged.	-0,001	0,140	3,86		Algorithm converged.	0,84	17,63	0,0584	0,1816	0,26		Algorithm converged.	0,06	1,18
	Non DEL	143	28.6	13	9.1	126	25.2	9	7.1	1.30		Convergence criterion (GCONV=1E-8) satisfied.	0.54	3.15	0.019		Algorithm converged.	-0.046	0.085	1.27		Algorithm converged.	0.56	2.88	0.5614		0.79		Algorithm converged.	0.35	1.78
	Unknown	47	9.4	1	2.1	33	6.6	0	0.0		*	Quasi-complete separation of data points detected.				*	ERROR: Error in computing the link function, its derivatives, or the variance function.			NE		Algorithm converged.	NE	NE	0.4021		NE		Algorithm converged.	NE	NE
Double/Triple-Hit Lymphoma (Central Review)	DH/TH-	190	38,0	19	10,0	176	35,2	8	4,5	2,33		Convergence criterion (GCONV=1E-8) satisfied.	0,99	5,48	0,055		Algorithm converged.	0,002	0,107	2,20		Algorithm converged.	0,99	4,90	0,0464	0,5527	0,45		Algorithm converged.	0,20	1,01
	DH/TH+	15	3.0	1	6.7	14	2.8	1	7.1	0.93		Convergence criterion (GCONV=1E-8) satisfied.	0.05	16.42	-0.005		Algorithm converged.	-0.190	0.180	0.93		Algorithm converged.	0.06	13.54	0.9604		1.07		Algorithm converged.	0.07	15.54
	Unknown	70	14.0	2	2.9	51	10.2	2	3.9	0.72		Convergence criterion (GCONV=1E-8) satisfied.	0.10	5.29	-0.011		Algorithm converged.	-0.077	0.055	0.73		Algorithm converged.	0.11	5.00	0.7474		1.37		Algorithm converged.	0.20	9.42

Test for interaction based on RR (Log-binomial regression)
* indicates convergence problem. Result is uninterpretable.
Clinical cut-off: 15JUN2022

Program: root/clinical_studies/RO5541077/CDPT7884/GO39942/data_analysis/ACE_BASE/prod/program/t_eff_resp.sas
Output: root/clinical_studies/RO5541077/CDPT7884/GO39942/data_analysis/ACE_FINAL_OS/prod/output/t_eff_resp_sg1_QC3010FU_IT_POOLED_15JUN2022_39942.xls
13MAR2023 19:27

POPULATION: Global and China Extension Population, Intent-To-Treat Population
ENDPOINT: EORTC QLQ-C30: Deterioration (MID=10) at FU Month 24
MODEL: Unstratified Analysis
STUDY: GO39942
Dichotomous Analysis by Subgroups (Efficacy)

EORTC QLQ-C30: Deterioration (MID=10) at FU24 in Cognitive functioning

		Polatuzumab Vedotin + R-CHP (N=500)				R-CHOP (N=500)				Polatuzumab Vedotin + R-CHP vs. R-CHOP																	R-CHOP vs. Polatuzumab Vedotin + R-CHP				
		Patients		Patients with Event		Patients		Patients with Event		Odds Ratio					Absolute Risk Difference					Relative Risk							Relative Risk				
Name	Level	n	%	n	%	n	%	n	%	Odds Ratio		Convergence Reason	95% Lower CL	95% Upper CL	Absolute Risk		Convergence Reason	95% Lower CL	95% Upper CL	Relative Risk		Convergence Reason	95% Lower CL	95% Upper CL	p-value (Cochran-Mantel-Haenszel)	Interaction Test p-value (likelihood ratio)	Relative Risk		Convergence Reason	95% Lower CL	95% Upper CL
All	n/a	275	55.0	68	24.7	237	47.4	56	23.6	1.06		Convergence criterion (GCONV=1E-8) satisfied.	0.71	1.59	0.011		Algorithm converged.	-0.063	0.085	1.05		Algorithm converged.	0.77	1.42	0.7726		0.96		Algorithm converged.	0.70	1.30
Sex	Male	143	28.6	31	21.7	117	23.4	21	17.9	1.27		Convergence criterion (GCONV=1E-8) satisfied.	0.68	2.35	0.037		Algorithm converged.	-0.060	0.134	1.21		Algorithm converged.	0.73	1.99	0.4554	0.4771	0.83		Algorithm converged.	0.50	1.36
	Female	132	26.4	37	28.0	120	24.0	35	29.2	0.95		Convergence criterion (GCONV=1E-8) satisfied.	0.55	1.63	-0.011		Algorithm converged.	-0.123	0.100	0.96		Algorithm converged.	0.65	1.42	0.8422		1.04		Algorithm converged.	0.70	1.54
Age	<= 60	90	18.0	20	22.2	72	14.4	16	22.2	1.00		Convergence criterion (GCONV=1E-8) satisfied.	0.47	2.11	0.000		Algorithm converged.	-0.129	0.129	1.00		Algorithm converged.	0.56	1.79	1.0000	0.8459	1.00		Algorithm converged.	0.56	1.79
	> 60	185	37.0	48	25.9	165	33.0	40	24.2	1.09		Convergence criterion (GCONV=1E-8) satisfied.	0.67	1.78	0.017		Algorithm converged.	-0.074	0.108	1.07		Algorithm converged.	0.74	1.54	0.7142		0.93		Algorithm converged.	0.65	1.34
Geographic region	Western Europe/United States/Canada/Australia	172	34,4	42	24,4	153	30,6	34	22,2	1,13		Convergence criterion (GCONV=1E-8) satisfied.	0,67	1,89	0,022		Algorithm converged.	-0,070	0,114	1,10		Algorithm converged.	0,74	1,63	0,6411	0,9131	0,91		Algorithm converged.	0,61	1,35
	Asia	66	13.2	19	28.8	53	10.6	16	30.2	0.93		Convergence criterion (GCONV=1E-8) satisfied.	0.42	2.06	-0.014		Algorithm converged.	-0.179	0.151	0.95		Algorithm converged.	0.55	1.67	0.8682		1.05		Algorithm converged.	0.60	1.83
	Rest of World	37	7.4	7	18.9	31	6.2	6	19.4	0.97		Convergence criterion (GCONV=1E-8) satisfied.	0.29	3.27	-0.004		Algorithm converged.	-0.192	0.183	0.98		Algorithm converged.	0.37	2.61	0.9640		1.02		Algorithm converged.	0.38	2.73
Race/ethnicity	White	137	27.4	28	20.4	124	24.8	26	21.0	0.97		Convergence criterion (GCONV=1E-8) satisfied.	0.53	1.76	-0.005		Algorithm converged.	-0.104	0.093	0.97		Algorithm converged.	0.61	1.57	0.9161	NE	1.03		Algorithm converged.	0.64	1.65
	Black or African American	4	0,8	2	50,0	0	0,0	0	0,0	NE			NE	NE	NE		NE	NE	NE	NE		NE	NE	NE	NE		NE		NE	NE	NE
	Asian	68	13.6	19	27.9	56	11.2	17	30.4	0.89		Convergence criterion (GCONV=1E-8) satisfied.	0.41	1.94	-0.024		Algorithm converged.	-0.185	0.137	0.92		Algorithm converged.	0.53	1.60	0.7689		1.09		Algorithm converged.	0.63	1.88
	Other	2	0.4	2	100.0	4	0.8	0	0.0		*	Complete separation of data points detected.				*	ERROR: The mean parameter is either invalid or at a limit of its range for some observations.				*	WARNING: Negative of Hessian not positive definite.						*	WARNING: Negative of Hessian not positive definite.		
	Unknown	64	12.8	17	26.6	53	10.6	13	24.5	1.11		Convergence criterion (GCONV=1E-8) satisfied.	0.48	2.57	0.020		Algorithm converged.	-0.138	0.179	1.08		Algorithm converged.	0.58	2.02	0.8028		0.92		Algorithm converged.	0.49	1.72
ECOG performance status	0-1	235	47.0	58	24.7	202	40.4	47	23.3	1.08		Convergence criterion (GCONV=1E-8) satisfied.	0.70	1.68	0.014		Algorithm converged.	-0.066	0.094	1.06		Algorithm converged.	0.76	1.48	0.7305	0.7880	0.94		Algorithm converged.	0.67	1.32
	2	40	8.0	10	25.0	34	6.8	9	26.5	0.93		Convergence criterion (GCONV=1E-8) satisfied.	0.33	2.63	-0.015		Algorithm converged.	-0.215	0.185	0.94		Algorithm converged.	0.43	2.05	0.8860		1.06		Algorithm converged.	0.49	2.30
	Missing	0	0.0	0	0.0	1	0.2	0	0.0	NE			NE	NE	NE		NE	NE	NE	NE		NE	NE	NE	NE		NE		NE	NE	NE
Cell of origin (determined by gene expression)	ABC	76	15,2	20	26,3	60	12,0	15	25,0	1,07		Convergence criterion (GCONV=1E-8) satisfied.	0,49	2,33	0,013		Algorithm converged.	-0,135	0,161	1,05		Algorithm converged.	0,59	1,88	0,8622	0,8505	0,95		Algorithm converged.	0,53	1,69
	GCB	113	22.6	26	23.0	96	19.2	25	26.0	0.85		Convergence criterion (GCONV=1E-8) satisfied.	0.45	1.60	-0.030		Algorithm converged.	-0.147	0.087	0.88		Algorithm converged.	0.55	1.42	0.6118		1.13		Algorithm converged.	0.70	1.82
	Unclassified	24	4.8	6	25.0	39	7.8	12	30.8	0.75		Convergence criterion (GCONV=1E-8) satisfied.	0.24	2.36	-0.058		Algorithm converged.	-0.284	0.168	0.81		Algorithm converged.	0.35	1.88	0.6253		1.23		Algorithm converged.	0.53	2.84
	Unknown	62	12.4	16	25.8	42	8.4	4	9.5	3.30		Convergence criterion (GCONV=1E-8) satisfied.	1.02	10.72	0.163		Algorithm converged.	0.022	0.303	2.71		Algorithm converged.	0.97	7.54	0.0397		0.37		Algorithm converged.	0.13	1.03
IPI score at Screening	1-2	110	22.0	25	22.7	105	21.0	23	21.9	1.05		Convergence criterion (GCONV=1E-8) satisfied.	0.55	1.99	0.008		Algorithm converged.	-0.103	0.120	1.04		Algorithm converged.	0.63	1.71	0.8852	0.9017	0.96		Algorithm converged.	0.59	1.59
	3	114	22.8	30	26.3	81	16.2	19	23.5	1.17		Convergence criterion (GCONV=1E-8) satisfied.	0.60	2.26	0.029		Algorithm converged.	-0.094	0.151	1.12		Algorithm converged.	0.68	1.85	0.6510		0.89		Algorithm converged.	0.54	1.47
	4-5	51	10.2	13	25.5	51	10.2	14	27.5	0.90		Convergence criterion (GCONV=1E-8) satisfied.	0.37	2.18	-0.020		Algorithm converged.	-0.191	0.152	0.93		Algorithm converged.	0.49	1.77	0.8233		1.08		Algorithm converged.	0.56	2.06
Baseline Bulky Disease	Present	105	21.0	19	18.1	98	19.6	19	19.4	0.92		Convergence criterion (GCONV=1E-8) satisfied.	0.45	1.86	-0.013		Algorithm converged.	-0.120	0.095	0.93		Algorithm converged.	0.53	1.66	0.8139	0.6678	1.07		Algorithm converged.	0.60	1.90
	Absent	170	34.0	49	28.8	139	27.8	37	26.6	1.12		Convergence criterion (GCONV=1E-8) satisfied.	0.68	1.84	0.022		Algorithm converged.	-0.078	0.122	1.08		Algorithm converged.	0.75	1.56	0.6675		0.92		Algorithm converged.	0.64	1.33
Double Expressor Lymphoma by IHC (Central Review)	DEL	84	16,8	23	27,4	80	16,0	17	21,3	1,40		Convergence criterion (GCONV=1E-8) satisfied.	0,68	2,87	0,061		Algorithm converged.	-0,070	0,192	1,29		Algorithm converged.	0,75	2,23	0,3622	0,1910	0,78		Algorithm converged.	0,45	1,34
	Non DEL	144	28.8	33	22.9	125	25.0	35	28.0	0.76		Convergence criterion (GCONV=1E-8) satisfied.	0.44	1.33	-0.051		Algorithm converged.	-0.155	0.054	0.82		Algorithm converged.	0.54	1.23	0.3396		1.22		Algorithm converged.	0.81	1.84
	Unknown	47	9.4	12	25.5	32	6.4	4	12.5	2.40		Convergence criterion (GCONV=1E-8) satisfied.	0.70	8.26	0.130		Algorithm converged.	-0.039	0.300	2.04		Algorithm converged.	0.72	5.77	0.1598		0.49		Algorithm converged.	0.17	1.38
Double/Triple-Hit Lymphoma (Central Review)	DH/TH-	190	38,0	46	24,2	173	34,6	40	23,1	1,06		Convergence criterion (GCONV=1E-8) satisfied.	0,65	1,72	0,011		Algorithm converged.	-0,077	0,098	1,05		Algorithm converged.	0,72	1,52	0,8077	0,4781	0,96		Algorithm converged.	0,66	1,38
	DH/TH+	15	3.0	4	26.7	13	2.6	5	38.5	0.58		Convergence criterion (GCONV=1E-8) satisfied.	0.12	2.88	-0.118		Algorithm converged.	-0.464	0.228	0.69		Algorithm converged.	0.23	2.05	0.5128		1.44		Algorithm converged.	0.49	4.27
	Unknown	70	14.0	18	25.7	51	10.2	11	21.6	1.26		Convergence criterion (GCONV=1E-8) satisfied.	0.53	2.96	0.041		Algorithm converged.	-0.111	0.194	1.19		Algorithm converged.	0.62	2.30	0.5994		0.84		Algorithm converged.	0.43	1.62

Test for interaction based on RR (Log-binomial regression)
* indicates convergence problem. Result is uninterpretable.
Clinical cut-off: 15JUN2022

Program: root/clinical_studies/RO5541077/CDPT7884/GO39942/data_analysis/ACE_BASE/prod/program/t_eff_resp.sas
Output: root/clinical_studies/RO5541077/CDPT7884/GO39942/data_analysis/ACE_FINAL_OS/prod/output/t_eff_resp_sg1_QC3010FU_IT_POOLED_15JUN2022_39942.xls
13MAR2023 19:27

POPULATION: Global and China Extension Population, Intent-To-Treat Population
ENDPOINT: EORTC QLQ-C30: Deterioration (MID=10) at FU Month 24
MODEL: Unstratified Analysis
STUDY: GO39942
Dichotomous Analysis by Subgroups (Efficacy)

EORTC QLQ-C30: Deterioration (MID=10) at FU24 in Constipation

		Polatuzumab Vedotin + R-CHP (N=500)				R-CHOP (N=500)				Polatuzumab Vedotin + R-CHP vs. R-CHOP																	R-CHOP vs. Polatuzumab Vedotin + R-CHP				
		Patients		Patients with Event		Patients		Patients with Event		Odds Ratio					Absolute Risk Difference					Relative Risk							Relative Risk				
Name	Level	n	%	n	%	n	%	n	%	Odds Ratio		Convergence Reason	95% Lower CL	95% Upper CL	Absolute Risk		Convergence Reason	95% Lower CL	95% Upper CL	Relative Risk		Convergence Reason	95% Lower CL	95% Upper CL	p-value (Cochran-Mantel-Haenszel)	Interaction Test p-value (likelihood ratio)	Relative Risk		Convergence Reason	95% Lower CL	95% Upper CL
All	n/a	274	54.8	32	11.7	240	48.0	17	7.1	1.73		Convergence criterion (GCONV=1E-8) satisfied.	0.94	3.21	0.046		Algorithm converged.	-0.004	0.096	1.65		Algorithm converged.	0.94	2.89	0.0770		0.61		Algorithm converged.	0.35	1.06
Sex	Male	141	28.2	10	7.1	119	23.8	9	7.6	0.93		Convergence criterion (GCONV=1E-8) satisfied.	0.37	2.38	-0.005		Algorithm converged.	-0.068	0.059	0.94		Algorithm converged.	0.39	2.23	0.8847	0.0950	1.07		Algorithm converged.	0.45	2.54
	Female	133	26.6	22	16.5	121	24.2	8	6.6	2.80		Convergence criterion (GCONV=1E-8) satisfied.	1.20	6.55	0.099		Algorithm converged.	0.022	0.176	2.50		Algorithm converged.	1.16	5.41	0.0145		0.40		Algorithm converged.	0.18	0.86
Age	<= 60	89	17.8	13	14.6	73	14.6	4	5.5	2.95		Convergence criterion (GCONV=1E-8) satisfied.	0.92	9.48	0.091		Algorithm converged.	0.001	0.181	2.67		Algorithm converged.	0.91	7.83	0.0601	0.2633	0.38		Algorithm converged.	0.13	1.10
	> 60	185	37.0	19	10.3	167	33.4	13	7.8	1.36		Convergence criterion (GCONV=1E-8) satisfied.	0.65	2.84	0.025		Algorithm converged.	-0.035	0.085	1.32		Algorithm converged.	0.67	2.59	0.4185		0.76		Algorithm converged.	0.39	1.49
Geographic region	Western Europe/United States/Canada/Australia	171	34,2	20	11,7	156	31,2	10	6,4	1,93		Convergence criterion (GCONV=1E-8) satisfied.	0,88	4,27	0,053		Algorithm converged.	-0,009	0,114	1,82		Algorithm converged.	0,88	3,78	0,0987	0,8915	0,55		Algorithm converged.	0,26	1,13
	Asia	66	13.2	9	13.6	53	10.6	5	9.4	1.52		Convergence criterion (GCONV=1E-8) satisfied.	0.48	4.83	0.042		Algorithm converged.	-0.072	0.156	1.45		Algorithm converged.	0.52	4.06	0.4813		0.69		Algorithm converged.	0.25	1.94
	Rest of World	37	7.4	3	8.1	31	6.2	2	6.5	1.28		Convergence criterion (GCONV=1E-8) satisfied.	0.20	8.19	0.017		Algorithm converged.	-0.107	0.140	1.26		Algorithm converged.	0.22	7.05	0.7958		0.80		Algorithm converged.	0.14	4.46
Race/ethnicity	White	136	27.2	14	10.3	128	25.6	7	5.5	1.98		Convergence criterion (GCONV=1E-8) satisfied.	0.77	5.09	0.048		Algorithm converged.	-0.016	0.113	1.88		Algorithm converged.	0.79	4.51	0.1484	NE	0.53		Algorithm converged.	0.22	1.27
	Black or African American	5	1,0	0	0,0	0	0,0	0	0,0	NE			NE	NE	NE		NE	NE	NE	NE		NE	NE	NE	NE		NE		NE	NE	NE
	Asian	67	13.4	9	13.4	55	11.0	5	9.1	1.55		Convergence criterion (GCONV=1E-8) satisfied.	0.49	4.93	0.043		Algorithm converged.	-0.068	0.155	1.48		Algorithm converged.	0.53	4.15	0.4559		0.68		Algorithm converged.	0.24	1.90
	Other	2	0.4	2	100.0	4	0.8	0	0.0		*	Complete separation of data points detected.				*	ERROR: The mean parameter is either invalid or at a limit of its range for some observations.				*	WARNING: Negative of Hessian not positive definite.						*	WARNING: Negative of Hessian not positive definite.		
	Unknown	64	12.8	7	10.9	53	10.6	5	9.4	1.18		Convergence criterion (GCONV=1E-8) satisfied.	0.35	3.95	0.015		Algorithm converged.	-0.095	0.125	1.16		Algorithm converged.	0.39	3.44	0.7905		0.86		Algorithm converged.	0.29	2.56
ECOG performance status	0-1	234	46.8	29	12.4	205	41.0	14	6.8	1.93		Convergence criterion (GCONV=1E-8) satisfied.	0.99	3.76	0.056		Algorithm converged.	0.001	0.110	1.81		Algorithm converged.	0.99	3.34	0.0507	0.3720	0.55		Algorithm converged.	0.30	1.01
	2	40	8.0	3	7.5	34	6.8	3	8.8	0.84		Convergence criterion (GCONV=1E-8) satisfied.	0.16	4.45	-0.013		Algorithm converged.	-0.139	0.112	0.85		Algorithm converged.	0.18	3.94	0.8364		1.18		Algorithm converged.	0.25	5.45
	Missing	0	0.0	0	0.0	1	0.2	0	0.0	NE			NE	NE	NE		NE	NE	NE	NE		NE	NE	NE	NE		NE		NE	NE	NE
Cell of origin (determined by gene expression)	ABC	76	15,2	10	13,2	61	12,2	5	8,2	1,70		Convergence criterion (GCONV=1E-8) satisfied.	0,55	5,26	0,050		Algorithm converged.	-0,053	0,152	1,61		Algorithm converged.	0,58	4,45	0,3571	0,5745	0,62		Algorithm converged.	0,22	1,73
	GCB	112	22.4	12	10.7	96	19.2	10	10.4	1.03		Convergence criterion (GCONV=1E-8) satisfied.	0.42	2.51	0.003		Algorithm converged.	-0.081	0.087	1.03		Algorithm converged.	0.47	2.27	0.9447		0.97		Algorithm converged.	0.44	2.15
	Unclassified	24	4.8	3	12.5	41	8.2	2	4.9	2.79		Convergence criterion (GCONV=1E-8) satisfied.	0.43	18.01	0.076		Algorithm converged.	-0.072	0.224	2.56		Algorithm converged.	0.46	14.26	0.2695		0.39		Algorithm converged.	0.07	2.17
	Unknown	62	12,4	7	11,3	42	8,4	0	0,0		*	Quasi-complete separation of data points detected.				*	WARNING: The relative Hessian convergence criterion of 1.9227034287 is greater than the limit of 0.0001. The convergence is questionable.			NE		Algorithm converged.	NE	NE	0,0248		NE		Algorithm converged.	NE	NE
IPI score at Screening	1-2	109	21.8	12	11.0	107	21.4	5	4.7	2.52		Convergence criterion (GCONV=1E-8) satisfied.	0.86	7.43	0.063		Algorithm converged.	-0.008	0.134	2.36		Algorithm converged.	0.86	6.46	0.0845	0.3153	0.42		Algorithm converged.	0.15	1.16
	3	114	22.8	11	9.6	80	16.0	8	10.0	0.96		Convergence criterion (GCONV=1E-8) satisfied.	0.37	2.51	-0.004		Algorithm converged.	-0.089	0.082	0.96		Algorithm converged.	0.41	2.29	0.9357		1.04		Algorithm converged.	0.44	2.46
	4-5	51	10.2	9	17.6	53	10.6	4	7.5	2.62		Convergence criterion (GCONV=1E-8) satisfied.	0.75	9.14	0.101		Algorithm converged.	-0.026	0.228	2.34		Algorithm converged.	0.77	7.12	0.1213		0.43		Algorithm converged.	0.14	1.30
Baseline Bulky Disease	Present	104	20.8	10	9.6	100	20.0	7	7.0	1.41		Convergence criterion (GCONV=1E-8) satisfied.	0.52	3.87	0.026		Algorithm converged.	-0.049	0.102	1.37		Algorithm converged.	0.54	3.47	0.5003	0.6430	0.73		Algorithm converged.	0.29	1.84
	Absent	170	34.0	22	12.9	140	28.0	10	7.1	1.93		Convergence criterion (GCONV=1E-8) satisfied.	0.88	4.23	0.058		Algorithm converged.	-0.008	0.124	1.81		Algorithm converged.	0.89	3.70	0.0955		0.55		Algorithm converged.	0.27	1.13
Double Expressor Lymphoma by IHC (Central Review)	DEL	85	17,0	8	9,4	82	16,4	5	6,1	1,60		Convergence criterion (GCONV=1E-8) satisfied.	0,50	5,11	0,033		Algorithm converged.	-0,048	0,114	1,54		Algorithm converged.	0,53	4,52	0,4256	0,9889	0,65		Algorithm converged.	0,22	1,90
	Non DEL	143	28.6	21	14.7	125	25.0	12	9.6	1.62		Convergence criterion (GCONV=1E-8) satisfied.	0.76	3.45	0.051		Algorithm converged.	-0.027	0.129	1.53		Algorithm converged.	0.78	2.98	0.2071		0.65		Algorithm converged.	0.34	1.27
	Unknown	46	9,2	3	6,5	33	6,6	0	0,0		*	Quasi-complete separation of data points detected.				*	WARNING: The relative Hessian convergence criterion of 2.9680546635 is greater than the limit of 0.0001. The convergence is questionable.			NE		Algorithm converged.	NE	NE	0,1372		NE		Algorithm converged.	NE	NE
Double/Triple-Hit Lymphoma (Central Review)	DH/TH-	191	38,2	23	12,0	176	35,2	14	8,0	1,58		Convergence criterion (GCONV=1E-8) satisfied.	0,79	3,18	0,041		Algorithm converged.	-0,020	0,102	1,51		Algorithm converged.	0,80	2,85	0,1945	0,1535	0,66		Algorithm converged.	0,35	1,24
	DH/TH+	15	3.0	0	0.0	13	2.6	1	7.7		*	Quasi-complete separation of data points detected.				*	ERROR: Error in computing the link function, its derivatives, or the variance function.			0.00		Algorithm converged.	0.00	NE	0.2827		>999.99		Algorithm converged.	0.00	NE
	Unknown	68	13.6	9	13.2	51	10.2	2	3.9	3.74		Convergence criterion (GCONV=1E-8) satisfied.	0.77	18.11	0.093		Algorithm converged.	-0.003	0.190	3.37		Algorithm converged.	0.76	14.95	0.0839		0.30		Algorithm converged.	0.07	1.31

Test for interaction based on RR (Log-binomial regression)
* indicates convergence problem. Result is uninterpretable.
Clinical cut-off: 15JUN2022

Program: root/clinical_studies/RO5541077/CDPT7884/GO39942/data_analysis/ACE_BASE/prod/program/t_eff_resp.sas
Output: root/clinical_studies/RO5541077/CDPT7884/GO39942/data_analysis/ACE_FINAL_OS/prod/output/t_eff_resp_sgl_QC3010FU_IT_POOLED_15JUN2022_39942.xls
13MAR2023 19:27

POPULATION: Global and China Extension Population, Intent-To-Treat Population
ENDPOINT: EORTC QLQ-C30: Deterioration (MID=10) at FU Month 24
MODEL: Unstratified Analysis
STUDY: GO39942
Dichotomous Analysis by Subgroups (Efficacy)

EORTC QLQ-C30: Deterioration (MID=10) at FU24 in Diarrhoea

		Polatuzumab Vedotin + R-CHP (N=500)				R-CHOP (N=500)				Polatuzumab Vedotin + R-CHP vs. R-CHOP																	R-CHOP vs. Polatuzumab Vedotin + R-CHP				
		Patients		Patients with Event		Patients		Patients with Event		Odds Ratio					Absolute Risk Difference					Relative Risk							Relative Risk				
Name	Level	n	%	n	%	n	%	n	%	Odds Ratio		Convergence Reason	95% Lower CL	95% Upper CL	Absolute Risk		Convergence Reason	95% Lower CL	95% Upper CL	Relative Risk		Convergence Reason	95% Lower CL	95% Upper CL	p-value (Cochran-Mantel-Haenszel)	Interaction Test p-value (likelihood ratio)	Relative Risk		Convergence Reason	95% Lower CL	95% Upper CL
All	n/a	272	54.4	27	9.9	239	47.8	29	12.1	0.80		Convergence criterion (GCONV=1E-8) satisfied.	0.46	1.39	-0.022		Algorithm converged.	-0.077	0.032	0.82		Algorithm converged.	0.50	1.34	0.4259		1.22		Algorithm converged.	0.75	2.00
Sex	Male	141	28.2	9	6.4	118	23.6	11	9.3	0.66		Convergence criterion (GCONV=1E-8) satisfied.	0.27	1.66	-0.029		Algorithm converged.	-0.096	0.037	0.68		Algorithm converged.	0.29	1.60	0.3785	0.5721	1.46		Algorithm converged.	0.63	3.40
	Female	131	26.2	18	13.7	121	24.2	18	14.9	0.91		Convergence criterion (GCONV=1E-8) satisfied.	0.45	1.85	-0.011		Algorithm converged.	-0.098	0.075	0.92		Algorithm converged.	0.50	1.69	0.7973		1.08		Algorithm converged.	0.59	1.98
Age	<= 60	89	17.8	12	13.5	72	14.4	9	12.5	1.09		Convergence criterion (GCONV=1E-8) satisfied.	0.43	2.75	0.010		Algorithm converged.	-0.094	0.114	1.08		Algorithm converged.	0.48	2.42	0.8543	0.3827	0.93		Algorithm converged.	0.41	2.08
	> 60	183	36.6	15	8.2	167	33.4	20	12.0	0.66		Convergence criterion (GCONV=1E-8) satisfied.	0.32	1.33	-0.038		Algorithm converged.	-0.101	0.025	0.68		Algorithm converged.	0.36	1.29	0.2398		1.46		Algorithm converged.	0.77	2.76
Geographic region	Western Europe/United States/Canada/Australia	169	33,8	13	7,7	155	31,0	17	11,0	0,68		Convergence criterion (GCONV=1E-8) satisfied.	0,32	1,44	-0,033		Algorithm converged.	-0,096	0,031	0,70		Algorithm converged.	0,35	1,40	0,3104	0,8220	1,43		Algorithm converged.	0,72	2,84
	Asia	66	13.2	11	16.7	53	10.6	9	17.0	0.98		Convergence criterion (GCONV=1E-8) satisfied.	0.37	2.57	-0.003		Algorithm converged.	-0.138	0.132	0.98		Algorithm converged.	0.44	2.19	0.9638		1.02		Algorithm converged.	0.46	2.28
	Rest of World	37	7.4	3	8.1	31	6.2	3	9.7	0.82		Convergence criterion (GCONV=1E-8) satisfied.	0.15	4.40	-0.016		Algorithm converged.	-0.152	0.121	0.84		Algorithm converged.	0.18	3.86	0.8215		1.19		Algorithm converged.	0.26	5.50
Race/ethnicity	White	136	27.2	8	5.9	126	25.2	13	10.3	0.54		Convergence criterion (GCONV=1E-8) satisfied.	0.22	1.36	-0.044		Algorithm converged.	-0.111	0.022	0.57		Algorithm converged.	0.24	1.33	0.1874	NE	1.75		Algorithm converged.	0.75	4.09
	Black or African American	4	0,8	1	25,0	0	0,0	0	0,0	NE			NE	NE	NE		NE	NE	NE	NE		NE	NE	NE	NE		NE		NE	NE	NE
	Asian	68	13.6	11	16.2	56	11.2	10	17.9	0.89		Convergence criterion (GCONV=1E-8) satisfied.	0.35	2.27	-0.017		Algorithm converged.	-0.150	0.116	0.91		Algorithm converged.	0.42	1.98	0.8047		1.10		Algorithm converged.	0.51	2.41
	Other	2	0.4	2	100.0	4	0.8	0	0.0		*	Complete separation of data points detected.				*	ERROR: The mean parameter is either invalid or at a limit of its range for some observations.				*	WARNING: Negative of Hessian not positive definite.						*	WARNING: Negative of Hessian not positive definite.		
	Unknown	62	12.4	5	8.1	53	10.6	6	11.3	0.69		Convergence criterion (GCONV=1E-8) satisfied.	0.20	2.39	-0.033		Algorithm converged.	-0.142	0.076	0.71		Algorithm converged.	0.23	2.20	0.5557		1.40		Algorithm converged.	0.45	4.34
ECOG performance status	0-1	233	46.6	25	10.7	203	40.6	23	11.3	0.94		Convergence criterion (GCONV=1E-8) satisfied.	0.52	1.71	-0.006		Algorithm converged.	-0.065	0.053	0.95		Algorithm converged.	0.56	1.62	0.8418	0.1354	1.06		Algorithm converged.	0.62	1.80
	2	39	7.8	2	5.1	35	7.0	6	17.1	0.26		Convergence criterion (GCONV=1E-8) satisfied.	0.05	1.39	-0.120		Algorithm converged.	-0.263	0.023	0.30		Algorithm converged.	0.06	1.39	0.0988		3.34		Algorithm converged.	0.72	15.50
	Missing	0	0.0	0	0.0	1	0.2	0	0.0	NE			NE	NE	NE		NE	NE	NE	NE		NE	NE	NE	NE		NE		NE	NE	NE
Cell of origin (determined by gene expression)	ABC	75	15,0	10	13,3	61	12,2	7	11,5	1,19		Convergence criterion (GCONV=1E-8) satisfied.	0,42	3,33	0,019		Algorithm converged.	-0,092	0,130	1,16		Algorithm converged.	0,47	2,87	0,7455	0,4595	0,86		Algorithm converged.	0,35	2,13
	GCB	112	22.4	10	8.9	97	19.4	15	15.5	0.54		Convergence criterion (GCONV=1E-8) satisfied.	0.23	1.26	-0.065		Algorithm converged.	-0.155	0.024	0.58		Algorithm converged.	0.27	1.23	0.1475		1.73		Algorithm converged.	0.82	3.68
	Unclassified	23	4.6	2	8.7	39	7.8	3	7.7	1.14		Convergence criterion (GCONV=1E-8) satisfied.	0.18	7.40	0.010		Algorithm converged.	-0.132	0.152	1.13		Algorithm converged.	0.20	6.27	0.8894		0.88		Algorithm converged.	0.16	4.91
	Unknown	62	12.4	5	8.1	42	8.4	4	9.5	0.83		Convergence criterion (GCONV=1E-8) satisfied.	0.21	3.30	-0.015		Algorithm converged.	-0.126	0.097	0.85		Algorithm converged.	0.24	2.97	0.7960		1.18		Algorithm converged.	0.34	4.14
IPI score at Screening	1-2	110	22.0	15	13.6	106	21.2	16	15.1	0.89		Convergence criterion (GCONV=1E-8) satisfied.	0.41	1.90	-0.015		Algorithm converged.	-0.108	0.079	0.90		Algorithm converged.	0.47	1.73	0.7605	0.9289	1.11		Algorithm converged.	0.58	2.12
	3	112	22.4	8	7.1	81	16.2	7	8.6	0.81		Convergence criterion (GCONV=1E-8) satisfied.	0.28	2.34	-0.015		Algorithm converged.	-0.093	0.063	0.83		Algorithm converged.	0.31	2.19	0.7018		1.21		Algorithm converged.	0.46	3.20
	4-5	50	10.0	4	8.0	52	10.4	6	11.5	0.67		Convergence criterion (GCONV=1E-8) satisfied.	0.18	2.52	-0.035		Algorithm converged.	-0.150	0.079	0.69		Algorithm converged.	0.21	2.31	0.5500		1.44		Algorithm converged.	0.43	4.81
Baseline Bulky Disease	Present	104	20.8	13	12.5	99	19.8	6	6.1	2.21		Convergence criterion (GCONV=1E-8) satisfied.	0.81	6.08	0.064		Algorithm converged.	-0.015	0.143	2.06		Algorithm converged.	0.82	5.21	0.1163	0.0107	0.48		Algorithm converged.	0.19	1.23
	Absent	168	33.6	14	8.3	140	28.0	23	16.4	0.46		Convergence criterion (GCONV=1E-8) satisfied.	0.23	0.94	-0.081		Algorithm converged.	-0.155	-0.007	0.51		Algorithm converged.	0.27	0.95	0.0298		1.97		Algorithm converged.	1.05	3.68
Double Expressor Lymphoma by IHC (Central Review)	DEL	83	16,6	2	2,4	81	16,2	5	6,2	0,38		Convergence criterion (GCONV=1E-8) satisfied.	0,07	1,99	-0,038		Algorithm converged.	-0,100	0,024	0,39		Algorithm converged.	0,08	1,95	0,2347	0,3252	2,56		Algorithm converged.	0,51	12,83
	Non DEL	142	28.4	21	14.8	126	25.2	21	16.7	0.87		Convergence criterion (GCONV=1E-8) satisfied.	0.45	1.68	-0.019		Algorithm converged.	-0.106	0.069	0.89		Algorithm converged.	0.51	1.55	0.6735		1.13		Algorithm converged.	0.65	1.96
	Unknown	47	9.4	4	8.5	32	6.4	3	9.4	0.90		Convergence criterion (GCONV=1E-8) satisfied.	0.19	4.32	-0.009		Algorithm converged.	-0.137	0.120	0.91		Algorithm converged.	0.22	3.79	0.8951		1.10		Algorithm converged.	0.26	4.59
Double/Triple-Hit Lymphoma (Central Review)	DH/TH-	187	37,4	19	10,2	175	35,0	21	12,0	0,83		Convergence criterion (GCONV=1E-8) satisfied.	0,43	1,60	-0,018		Algorithm converged.	-0,083	0,046	0,85		Algorithm converged.	0,47	1,52	0,5774	0,9867	1,18		Algorithm converged.	0,66	2,12
	DH/TH+	15	3.0	1	6.7	13	2.6	1	7.7	0.86		Convergence criterion (GCONV=1E-8) satisfied.	0.05	15.22	-0.010		Algorithm converged.	-0.202	0.182	0.87		Algorithm converged.	0.06	12.52	0.9178		1.15		Algorithm converged.	0.08	16.67
	Unknown	70	14.0	7	10.0	51	10.2	7	13.7	0.70		Convergence criterion (GCONV=1E-8) satisfied.	0.23	2.13	-0.037		Algorithm converged.	-0.155	0.080	0.73		Algorithm converged.	0.27	1.95	0.5287		1.37		Algorithm converged.	0.51	3.67

Test for interaction based on RR (Log-binomial regression)
* indicates convergence problem. Result is uninterpretable.
Clinical cut-off: 15JUN2022

Program: root/clinical_studies/RO5541077/CDPT7884/GO39942/data_analysis/ACE_BASE/prod/program/t_eff_resp.sas
Output: root/clinical_studies/RO5541077/CDPT7884/GO39942/data_analysis/ACE_FINAL_OS/prod/output/t_eff_resp_sg1_QC3010FU_IT_POOLED_15JUN2022_39942.xls
13MAR2023 19:27

POPULATION: Global and China Extension Population, Intent-To-Treat Population
ENDPOINT: EORTC QLQ-C30: Deterioration (MID=10) at FU Month 24
MODEL: Unstratified Analysis
STUDY: GO39942
Dichotomous Analysis by Subgroups (Efficacy)

EORTC QLQ-C30: Deterioration (MID=10) at FU24 in Dyspnoea

		Polatuzumab Vedotin + R-CHP (N=500)				R-CHOP (N=500)				Polatuzumab Vedotin + R-CHP vs. R-CHOP																	R-CHOP vs. Polatuzumab Vedotin + R-CHP				
		Patients		Patients with Event		Patients		Patients with Event		Odds Ratio					Absolute Risk Difference					Relative Risk							Relative Risk				
Name	Level	n	%	n	%	n	%	n	%	Odds Ratio		Convergence Reason	95% Lower CL	95% Upper CL	Absolute Risk		Convergence Reason	95% Lower CL	95% Upper CL	Relative Risk		Convergence Reason	95% Lower CL	95% Upper CL	p-value (Cochran-Mantel-Haenszel)	Interaction Test p-value (likelihood ratio)	Relative Risk		Convergence Reason	95% Lower CL	95% Upper CL
All	n/a	275	55.0	39	14.2	241	48.2	44	18.3	0.74		Convergence criterion (GCONV=1E-8) satisfied.	0.46	1.18	-0.041		Algorithm converged.	-0.105	0.023	0.78		Algorithm converged.	0.52	1.15	0.2091		1.29		Algorithm converged.	0.87	1.91
Sex	Male	142	28.4	23	16.2	118	23.6	17	14.4	1.15		Convergence criterion (GCONV=1E-8) satisfied.	0.58	2.27	0.018		Algorithm converged.	-0.070	0.106	1.12		Algorithm converged.	0.63	2.00	0.6909	0.0782	0.89		Algorithm converged.	0.50	1.58
	Female	133	26.6	16	12.0	123	24.6	27	22.0	0.49		Convergence criterion (GCONV=1E-8) satisfied.	0.25	0.95	-0.099		Algorithm converged.	-0.191	-0.008	0.55		Algorithm converged.	0.31	0.97	0.0342		1.82		Algorithm converged.	1.03	3.22
Age	<= 60	90	18.0	10	11.1	74	14.8	13	17.6	0.59		Convergence criterion (GCONV=1E-8) satisfied.	0.24	1.43	-0.065		Algorithm converged.	-0.173	0.044	0.63		Algorithm converged.	0.29	1.36	0.2375	0.5245	1.58		Algorithm converged.	0.74	3.40
	> 60	185	37.0	29	15.7	167	33.4	31	18.6	0.82		Convergence criterion (GCONV=1E-8) satisfied.	0.47	1.42	-0.029		Algorithm converged.	-0.108	0.050	0.84		Algorithm converged.	0.53	1.34	0.4726		1.18		Algorithm converged.	0.75	1.88
Geographic region	Western Europe/United States/Canada/Australia	172	34,4	22	12,8	157	31,4	25	15,9	0,77		Convergence criterion (GCONV=1E-8) satisfied.	0,42	1,44	-0,031		Algorithm converged.	-0,107	0,045	0,80		Algorithm converged.	0,47	1,37	0,4180	0,5206	1,24		Algorithm converged.	0,73	2,12
	Asia	66	13.2	11	16.7	53	10.6	15	28.3	0.51		Convergence criterion (GCONV=1E-8) satisfied.	0.21	1.22	-0.116		Algorithm converged.	-0.267	0.035	0.59		Algorithm converged.	0.30	1.17	0.1285		1.70		Algorithm converged.	0.85	3.38
	Rest of World	37	7.4	6	16.2	31	6.2	4	12.9	1.31		Convergence criterion (GCONV=1E-8) satisfied.	0.33	5.12	0.033		Algorithm converged.	-0.134	0.201	1.26		Algorithm converged.	0.39	4.06	0.7029		0.80		Algorithm converged.	0.25	2.57
Race/ethnicity	White	136	27.2	19	14.0	127	25.4	15	11.8	1.21		Convergence criterion (GCONV=1E-8) satisfied.	0.59	2.50	0.022		Algorithm converged.	-0.059	0.102	1.18		Algorithm converged.	0.63	2.23	0.6026	0.4412	0.85		Algorithm converged.	0.45	1.59
	Black or African American	5	1,0	1	20,0	0	0,0	0	0,0	NE			NE	NE	NE		NE	NE	NE	NE		NE	NE	NE	NE		NE		NE	NE	NE
	Asian	68	13.6	11	16.2	56	11.2	15	26.8	0.53		Convergence criterion (GCONV=1E-8) satisfied.	0.22	1.27	-0.106		Algorithm converged.	-0.251	0.039	0.60		Algorithm converged.	0.30	1.21	0.1503		1.66		Algorithm converged.	0.83	3.31
	Other	2	0.4	1	50.0	4	0.8	1	25.0	3.00		Convergence criterion (GCONV=1E-8) satisfied.	0.08	107.45	0.250		Algorithm converged.	-0.563	1.063	2.00		Algorithm converged.	0.22	17.89	0.5762		0.50		Algorithm converged.	0.06	4.47
	Unknown	64	12.8	7	10.9	54	10.8	13	24.1	0.39		Convergence criterion (GCONV=1E-8) satisfied.	0.14	1.06	-0.131		Algorithm converged.	-0.269	0.006	0.45		Algorithm converged.	0.20	1.06	0.0592		2.20		Algorithm converged.	0.95	5.12
ECOG performance status	0-1	235	47.0	31	13.2	205	41.0	39	19.0	0.65		Convergence criterion (GCONV=1E-8) satisfied.	0.39	1.08	-0.058		Algorithm converged.	-0.127	0.011	0.69		Algorithm converged.	0.45	1.07	0.0956	0.2063	1.44		Algorithm converged.	0.94	2.22
	2	40	8.0	8	20.0	35	7.0	5	14.3	1.50		Convergence criterion (GCONV=1E-8) satisfied.	0.44	5.10	0.057		Algorithm converged.	-0.113	0.227	1.40		Algorithm converged.	0.50	3.89	0.5171		0.71		Algorithm converged.	0.26	1.98
	Missing	0	0.0	0	0.0	1	0.2	0	0.0	NE			NE	NE	NE		NE	NE	NE	NE		NE	NE	NE	NE		NE		NE	NE	NE
Cell of origin (determined by gene expression)	ABC	76	15,2	11	14,5	61	12,2	11	18,0	0,77		Convergence criterion (GCONV=1E-8) satisfied.	0,31	1,92	-0,036		Algorithm converged.	-0,160	0,089	0,80		Algorithm converged.	0,37	1,72	0,5742	0,5634	1,25		Algorithm converged.	0,58	2,68
	GCB	112	22.4	16	14.3	98	19.6	17	17.3	0.79		Convergence criterion (GCONV=1E-8) satisfied.	0.38	1.67	-0.031		Algorithm converged.	-0.130	0.068	0.82		Algorithm converged.	0.44	1.54	0.5441		1.21		Algorithm converged.	0.65	2.27
	Unclassified	24	4.8	3	12.5	41	8.2	12	29.3	0.35		Convergence criterion (GCONV=1E-8) satisfied.	0.09	1.38	-0.168		Algorithm converged.	-0.360	0.024	0.43		Algorithm converged.	0.13	1.36	0.1244		2.34		Algorithm converged.	0.73	7.47
	Unknown	63	12.6	9	14.3	41	8.2	4	9.8	1.54		Convergence criterion (GCONV=1E-8) satisfied.	0.44	5.38	0.045		Algorithm converged.	-0.080	0.171	1.46		Algorithm converged.	0.48	4.44	0.4970		0.68		Algorithm converged.	0.23	2.07
IPI score at Screening	1-2	110	22.0	17	15.5	107	21.4	21	19.6	0.75		Convergence criterion (GCONV=1E-8) satisfied.	0.37	1.51	-0.042		Algorithm converged.	-0.143	0.059	0.79		Algorithm converged.	0.44	1.41	0.4200	0.4934	1.27		Algorithm converged.	0.71	2.27
	3	114	22.8	13	11.4	80	16.0	15	18.8	0.56		Convergence criterion (GCONV=1E-8) satisfied.	0.25	1.25	-0.073		Algorithm converged.	-0.177	0.030	0.61		Algorithm converged.	0.31	1.21	0.1528		1.64		Algorithm converged.	0.83	3.26
	4-5	51	10.2	9	17.6	54	10.8	8	14.8	1.23		Convergence criterion (GCONV=1E-8) satisfied.	0.44	3.49	0.028		Algorithm converged.	-0.113	0.169	1.19		Algorithm converged.	0.50	2.85	0.6951		0.84		Algorithm converged.	0.35	2.01
Baseline Bulky Disease	Present	104	20.8	17	16.3	100	20.0	15	15.0	1.11		Convergence criterion (GCONV=1E-8) satisfied.	0.52	2.36	0.013		Algorithm converged.	-0.086	0.113	1.09		Algorithm converged.	0.58	2.06	0.7921	0.1807	0.92		Algorithm converged.	0.48	1.74
	Absent	171	34.2	22	12.9	141	28.2	29	20.6	0.57		Convergence criterion (GCONV=1E-8) satisfied.	0.31	1.05	-0.077		Algorithm converged.	-0.161	0.006	0.63		Algorithm converged.	0.38	1.04	0.0675		1.60		Algorithm converged.	0.96	2.66
Double Expressor Lymphoma by IHC (Central Review)	DEL	85	17,0	16	18,8	82	16,4	16	19,5	0,96		Convergence criterion (GCONV=1E-8) satisfied.	0,44	2,07	-0,007		Algorithm converged.	-0,126	0,113	0,96		Algorithm converged.	0,52	1,80	0,9103	0,3215	1,04		Algorithm converged.	0,56	1,93
	Non DEL	143	28.6	17	11.9	127	25.4	24	18.9	0.58		Convergence criterion (GCONV=1E-8) satisfied.	0.30	1.14	-0.070		Algorithm converged.	-0.156	0.016	0.63		Algorithm converged.	0.35	1.12	0.1098		1.59		Algorithm converged.	0.90	2.82
	Unknown	47	9.4	6	12.8	32	6.4	4	12.5	1.02		Convergence criterion (GCONV=1E-8) satisfied.	0.26	3.96	0.003		Algorithm converged.	-0.146	0.152	1.02		Algorithm converged.	0.31	3.33	0.9723		0.98		Algorithm converged.	0.30	3.20
Double/Triple-Hit Lymphoma (Central Review)	DH/TH-	190	38,0	31	16,3	177	35,4	34	19,2	0,82		Convergence criterion (GCONV=1E-8) satisfied.	0,48	1,40	-0,029		Algorithm converged.	-0,107	0,049	0,85		Algorithm converged.	0,55	1,32	0,4688	0,3308	1,18		Algorithm converged.	0,76	1,83
	DH/TH+	15	3.0	1	6.7	14	2.8	3	21.4	0.26		Convergence criterion (GCONV=1E-8) satisfied.	0.02	2.88	-0.148		Algorithm converged.	-0.397	0.102	0.31		Algorithm converged.	0.04	2.65	0.2577		3.21		Algorithm converged.	0.38	27.40
	Unknown	70	14.0	7	10.0	50	10.0	7	14.0	0.68		Convergence criterion (GCONV=1E-8) satisfied.	0.22	2.09	-0.040		Algorithm converged.	-0.159	0.079	0.71		Algorithm converged.	0.27	1.91	0.5028		1.40		Algorithm converged.	0.52	3.74

Test for interaction based on RR (Log-binomial regression)
* indicates convergence problem. Result is uninterpretable.
Clinical cut-off: 15JUN2022

Program: root/clinical_studies/RO5541077/CDPT7884/GO39942/data_analysis/ACE_BASE/prod/program/t_eff_resp.sas
Output: root/clinical_studies/RO5541077/CDPT7884/GO39942/data_analysis/ACE_FINAL_OS/prod/output/t_eff_resp_sg1_QC3010FU_IT_POOLED_15JUN2022_39942.xls
13MAR2023 19:27

POPULATION: Global and China Extension Population, Intent-To-Treat Population
ENDPOINT: EORTC QLQ-C30: Deterioration (MID=10) at FU Month 24
MODEL: Unstratified Analysis
STUDY: GO39942
Dichotomous Analysis by Subgroups (Efficacy)

EORTC QLQ-C30: Deterioration (MID=10) at FU24 in Emotional functioning

		Polatuzumab Vedotin + R-CHP (N=500)				R-CHOP (N=500)				Polatuzumab Vedotin + R-CHP vs. R-CHOP																	R-CHOP vs. Polatuzumab Vedotin + R-CHP				
		Patients		Patients with Event		Patients		Patients with Event		Odds Ratio					Absolute Risk Difference					Relative Risk							Relative Risk				
Name	Level	n	%	n	%	n	%	n	%	Odds Ratio		Convergence Reason	95% Lower CL	95% Upper CL	Absolute Risk		Convergence Reason	95% Lower CL	95% Upper CL	Relative Risk		Convergence Reason	95% Lower CL	95% Upper CL	p-value (Cochran-Mantel-Haenszel)	Interaction Test p-value (likelihood ratio)	Relative Risk		Convergence Reason	95% Lower CL	95% Upper CL
All	n/a	275	55.0	29	10.5	237	47.4	20	8.4	1.28		Convergence criterion (GCONV=1E-8) satisfied.	0.70	2.33	0.021		Algorithm converged.	-0.030	0.072	1.25		Algorithm converged.	0.73	2.15	0.4196		0.80		Algorithm converged.	0.47	1.38
Sex	Male	143	28.6	14	9.8	117	23.4	9	7.7	1.30		Convergence criterion (GCONV=1E-8) satisfied.	0.54	3.13	0.021		Algorithm converged.	-0.048	0.090	1.27		Algorithm converged.	0.57	2.84	0.5542	0.9622	0.79		Algorithm converged.	0.35	1.75
	Female	132	26.4	15	11.4	120	24.0	11	9.2	1.27		Convergence criterion (GCONV=1E-8) satisfied.	0.56	2.89	0.022		Algorithm converged.	-0.053	0.097	1.24		Algorithm converged.	0.59	2.59	0.5677		0.81		Algorithm converged.	0.39	1.69
Age	<= 60	90	18.0	12	13.3	72	14.4	4	5.6	2.62		Convergence criterion (GCONV=1E-8) satisfied.	0.81	8.49	0.078		Algorithm converged.	-0.010	0.166	2.40		Algorithm converged.	0.81	7.13	0.1002	0.1347	0.42		Algorithm converged.	0.14	1.24
	> 60	185	37.0	17	9.2	165	33.0	16	9.7	0.94		Convergence criterion (GCONV=1E-8) satisfied.	0.46	1.93	-0.005		Algorithm converged.	-0.066	0.056	0.95		Algorithm converged.	0.49	1.81	0.8713		1.06		Algorithm converged.	0.55	2.02
Geographic region	Western Europe/United States/Canada/Australia	172	34,4	23	13,4	153	30,6	15	9,8	1,42		Convergence criterion (GCONV=1E-8) satisfied.	0,71	2,83	0,036		Algorithm converged.	-0,034	0,105	1,36		Algorithm converged.	0,74	2,52	0,3184	0,8662	0,73		Algorithm converged.	0,40	1,35
	Asia	66	13.2	4	6.1	53	10.6	3	5.7	1.08		Convergence criterion (GCONV=1E-8) satisfied.	0.23	5.03	0.004		Algorithm converged.	-0.081	0.089	1.07		Algorithm converged.	0.25	4.58	0.9268		0.93		Algorithm converged.	0.22	3.99
	Rest of World	37	7.4	2	5.4	31	6.2	2	6.5	0.83		Convergence criterion (GCONV=1E-8) satisfied.	0.11	6.25	-0.010		Algorithm converged.	-0.124	0.103	0.84		Algorithm converged.	0.13	5.61	0.8562		1.19		Algorithm converged.	0.18	7.99
Race/ethnicity	White	137	27.4	16	11.7	124	24.8	11	8.9	1.36		Convergence criterion (GCONV=1E-8) satisfied.	0.60	3.05	0.028		Algorithm converged.	-0.045	0.102	1.32		Algorithm converged.	0.64	2.73	0.4578	0.4064	0.76		Algorithm converged.	0.37	1.57
	Black or African American	4	0,8	0	0,0	0	0,0	0	0,0	NE			NE	NE	NE		NE	NE	NE	NE		NE	NE	NE	NE		NE		NE	NE	NE
	Asian	68	13.6	5	7.4	56	11.2	3	5.4	1.40		Convergence criterion (GCONV=1E-8) satisfied.	0.32	6.14	0.020		Algorithm converged.	-0.066	0.106	1.37		Algorithm converged.	0.34	5.49	0.6539		0.73		Algorithm converged.	0.18	2.92
	Other	2	0.4	1	50.0	4	0.8	0	0.0		*	Quasi-complete separation of data points detected.				*	ERROR: Error in computing the link function, its derivatives, or the variance function.			NE		Algorithm converged.	NE	NE	0.1573		NE		Algorithm converged.	NE	NE
	Unknown	64	12.8	7	10.9	53	10.6	6	11.3	0.96		Convergence criterion (GCONV=1E-8) satisfied.	0.30	3.06	-0.004		Algorithm converged.	-0.118	0.111	0.97		Algorithm converged.	0.35	2.70	0.9479		1.04		Algorithm converged.	0.37	2.89
ECOG performance status	0-1	235	47.0	25	10.6	202	40.4	16	7.9	1.38		Convergence criterion (GCONV=1E-8) satisfied.	0.72	2.67	0.027		Algorithm converged.	-0.027	0.081	1.34		Algorithm converged.	0.74	2.44	0.3319	0.5343	0.74		Algorithm converged.	0.41	1.35
	2	40	8.0	4	10.0	34	6.8	4	11.8	0.83		Convergence criterion (GCONV=1E-8) satisfied.	0.19	3.62	-0.018		Algorithm converged.	-0.160	0.125	0.85		Algorithm converged.	0.23	3.14	0.8088		1.18		Algorithm converged.	0.32	4.35
	Missing	0	0.0	0	0.0	1	0.2	0	0.0	NE			NE	NE	NE		NE	NE	NE	NE		NE	NE	NE	NE		NE		NE	NE	NE
Cell of origin (determined by gene expression)	ABC	76	15,2	8	10,5	60	12,0	5	8,3	1,29		Convergence criterion (GCONV=1E-8) satisfied.	0,40	4,18	0,022		Algorithm converged.	-0,076	0,120	1,26		Algorithm converged.	0,44	3,66	0,6670	0,6172	0,79		Algorithm converged.	0,27	2,30
	GCB	113	22.6	10	8.8	96	19.2	11	11.5	0.75		Convergence criterion (GCONV=1E-8) satisfied.	0.30	1.85	-0.026		Algorithm converged.	-0.109	0.056	0.77		Algorithm converged.	0.34	1.74	0.5328		1.29		Algorithm converged.	0.57	2.92
	Unclassified	24	4.8	3	12.5	39	7.8	3	7.7	1.71		Convergence criterion (GCONV=1E-8) satisfied.	0.32	9.28	0.048		Algorithm converged.	-0.108	0.205	1.62		Algorithm converged.	0.36	7.41	0.5311		0.62		Algorithm converged.	0.13	2.81
	Unknown	62	12.4	8	12.9	42	8.4	1	2.4	6.07		Convergence criterion (GCONV=1E-8) satisfied.	0.73	50.51	0.105		Algorithm converged.	0.010	0.201	5.42		Algorithm converged.	0.70	41.75	0.0624		0.18		Algorithm converged.	0.02	1.42
IPI score at Screening	1-2	110	22.0	11	10.0	105	21.0	7	6.7	1.56		Convergence criterion (GCONV=1E-8) satisfied.	0.58	4.18	0.033		Algorithm converged.	-0.040	0.107	1.50		Algorithm converged.	0.60	3.72	0.3788	0.4639	0.67		Algorithm converged.	0.27	1.65
	3	114	22.8	12	10.5	81	16.2	10	12.3	0.84		Convergence criterion (GCONV=1E-8) satisfied.	0.34	2.04	-0.018		Algorithm converged.	-0.109	0.073	0.85		Algorithm converged.	0.39	1.88	0.6931		1.17		Algorithm converged.	0.53	2.58
	4-5	51	10.2	6	11.8	51	10.2	3	5.9	2.13		Convergence criterion (GCONV=1E-8) satisfied.	0.50	9.04	0.059		Algorithm converged.	-0.051	0.168	2.00		Algorithm converged.	0.53	7.57	0.2974		0.50		Algorithm converged.	0.13	1.89
Baseline Bulky Disease	Present	105	21.0	10	9.5	98	19.6	10	10.2	0.93		Convergence criterion (GCONV=1E-8) satisfied.	0.37	2.33	-0.007		Algorithm converged.	-0.089	0.075	0.93		Algorithm converged.	0.41	2.15	0.8712	0.3657	1.07		Algorithm converged.	0.47	2.46
	Absent	170	34.0	19	11.2	139	27.8	10	7.2	1.62		Convergence criterion (GCONV=1E-8) satisfied.	0.73	3.62	0.040		Algorithm converged.	-0.024	0.104	1.55		Algorithm converged.	0.75	3.23	0.2332		0.64		Algorithm converged.	0.31	1.34
Double Expressor Lymphoma by IHC (Central Review)	DEL	84	16,8	8	9,5	80	16,0	7	8,8	1,10		Convergence criterion (GCONV=1E-8) satisfied.	0,38	3,18	0,008		Algorithm converged.	-0,080	0,096	1,09		Algorithm converged.	0,41	2,86	0,8640	0,9073	0,92		Algorithm converged.	0,35	2,42
	Non DEL	144	28.8	14	9.7	125	25.0	12	9.6	1.01		Convergence criterion (GCONV=1E-8) satisfied.	0.45	2.28	0.001		Algorithm converged.	-0.070	0.072	1.01		Algorithm converged.	0.49	2.11	0.9731		0.99		Algorithm converged.	0.47	2.05
	Unknown	47	9.4	7	14.9	32	6.4	1	3.1	5.42		Convergence criterion (GCONV=1E-8) satisfied.	0.63	46.44	0.118		Algorithm converged.	-0.001	0.236	4.77		Algorithm converged.	0.62	36.89	0.0908		0.21		Algorithm converged.	0.03	1.62
Double/Triple-Hit Lymphoma (Central Review)	DH/TH-	190	38,0	19	10,0	173	34,6	16	9,2	1,09		Convergence criterion (GCONV=1E-8) satisfied.	0,54	2,19	0,008		Algorithm converged.	-0,053	0,068	1,08		Algorithm converged.	0,57	2,03	0,8088	NE	0,92		Algorithm converged.	0,49	1,74
	DH/TH+	15	3.0	0	0.0	13	2.6	0	0.0	NE			NE	NE	NE		NE	NE	NE	NE		NE	NE	NE	NE		NE		NE	NE	NE
	Unknown	70	14.0	10	14.3	51	10.2	4	7.8	1.96		Convergence criterion (GCONV=1E-8) satisfied.	0.58	6.64	0.064		Algorithm converged.	-0.046	0.175	1.82		Algorithm converged.	0.61	5.48	0.2759		0.55		Algorithm converged.	0.18	1.65

Test for interaction based on RR (Log-binomial regression)
* indicates convergence problem. Result is uninterpretable.
Clinical cut-off: 15JUN2022

Program: root/clinical_studies/RO5541077/CDPT7884/GO39942/data_analysis/ACE_BASE/prod/program/t_eff_resp.sas
Output: root/clinical_studies/RO5541077/CDPT7884/GO39942/data_analysis/ACE_FINAL_OS/prod/output/t_eff_resp_sgl_QC3010FU_IT_POOLED_15JUN2022_39942.xls
13MAR2023 19:27

POPULATION: Global and China Extension Population, Intent-To-Treat Population
ENDPOINT: EORTC QLQ-C30: Deterioration (MID=10) at FU Month 24
MODEL: Unstratified Analysis
STUDY: GO39942
Dichotomous Analysis by Subgroups (Efficacy)

EORTC QLQ-C30: Deterioration (MID=10) at FU24 in Fatigue

		Polatuzumab Vedotin + R-CHP (N=500)				R-CHOP (N=500)				Polatuzumab Vedotin + R-CHP vs. R-CHOP																	R-CHOP vs. Polatuzumab Vedotin + R-CHP				
		Patients		Patients with Event		Patients		Patients with Event		Odds Ratio					Absolute Risk Difference					Relative Risk							Relative Risk				
Name	Level	n	%	n	%	n	%	n	%	Odds Ratio		Convergence Reason	95% Lower CL	95% Upper CL	Absolute Risk		Convergence Reason	95% Lower CL	95% Upper CL	Relative Risk		Convergence Reason	95% Lower CL	95% Upper CL	p-value (Cochran-Mantel-Haenszel)	Interaction Test p-value (likelihood ratio)	Relative Risk		Convergence Reason	95% Lower CL	95% Upper CL
All	n/a	275	55.0	55	20.0	242	48.4	48	19.8	1.01		Convergence criterion (GCONV=1E-8) satisfied.	0.66	1.56	0.002		Algorithm converged.	-0.067	0.071	1.01		Algorithm converged.	0.71	1.43	0.9626		0.99		Algorithm converged.	0.70	1.40
Sex	Male	142	28.4	23	16.2	119	23.8	22	18.5	0.85		Convergence criterion (GCONV=1E-8) satisfied.	0.45	1.62	-0.023		Algorithm converged.	-0.115	0.069	0.88		Algorithm converged.	0.52	1.49	0.6263	0.4636	1.14		Algorithm converged.	0.67	1.94
	Female	133	26.6	32	24.1	123	24.6	26	21.1	1.18		Convergence criterion (GCONV=1E-8) satisfied.	0.66	2.13	0.029		Algorithm converged.	-0.073	0.132	1.14		Algorithm converged.	0.72	1.80	0.5776		0.88		Algorithm converged.	0.56	1.39
Age	<= 60	90	18.0	14	15.6	74	14.8	10	13.5	1.18		Convergence criterion (GCONV=1E-8) satisfied.	0.49	2.83	0.020		Algorithm converged.	-0.088	0.128	1.15		Algorithm converged.	0.54	2.44	0.7136	0.7079	0.87		Algorithm converged.	0.41	1.84
	> 60	185	37.0	41	22.2	168	33.6	38	22.6	0.97		Convergence criterion (GCONV=1E-8) satisfied.	0.59	1.61	-0.005		Algorithm converged.	-0.092	0.083	0.98		Algorithm converged.	0.66	1.45	0.9182		1.02		Algorithm converged.	0.69	1.51
Geographic region	Western Europe/United States/Canada/Australia	172	34,4	28	16,3	158	31,6	29	18,4	0,86		Convergence criterion (GCONV=1E-8) satisfied.	0,49	1,53	-0,021		Algorithm converged.	-0,103	0,061	0,89		Algorithm converged.	0,55	1,42	0,6189	0,7508	1,13		Algorithm converged.	0,70	1,81
	Asia	66	13.2	19	28.8	53	10.6	13	24.5	1.24		Convergence criterion (GCONV=1E-8) satisfied.	0.55	2.83	0.043		Algorithm converged.	-0.117	0.202	1.17		Algorithm converged.	0.64	2.15	0.6040		0.85		Algorithm converged.	0.46	1.56
	Rest of World	37	7.4	8	21.6	31	6.2	6	19.4	1.15		Convergence criterion (GCONV=1E-8) satisfied.	0.35	3.76	0.023		Algorithm converged.	-0.170	0.215	1.12		Algorithm converged.	0.43	2.87	0.8192		0.90		Algorithm converged.	0.35	2.30
Race/ethnicity	White	136	27.2	23	16.9	128	25.6	25	19.5	0.84		Convergence criterion (GCONV=1E-8) satisfied.	0.45	1.57	-0.026		Algorithm converged.	-0.119	0.067	0.87		Algorithm converged.	0.52	1.45	0.5820	NE	1.15		Algorithm converged.	0.69	1.93
	Black or African American	5	1,0	0	0,0	0	0,0	0	0,0	NE			NE	NE	NE		NE	NE	NE	NE		NE	NE	NE	NE		NE		NE	NE	NE
	Asian	68	13.6	19	27.9	56	11.2	13	23.2	1.28		Convergence criterion (GCONV=1E-8) satisfied.	0.57	2.90	0.047		Algorithm converged.	-0.106	0.201	1.20		Algorithm converged.	0.65	2.22	0.5510		0.83		Algorithm converged.	0.45	1.53
	Other	2	0.4	2	100.0	4	0.8	0	0.0		*	Complete separation of data points detected.				*	ERROR: The mean parameter is either invalid or at a limit of its range for some observations.				*	WARNING: Negative of Hessian not positive definite.						*	WARNING: Negative of Hessian not positive definite.		
	Unknown	64	12.8	11	17.2	54	10.8	10	18.5	0.91		Convergence criterion (GCONV=1E-8) satisfied.	0.35	2.35	-0.013		Algorithm converged.	-0.152	0.126	0.93		Algorithm converged.	0.43	2.02	0.8512		1.08		Algorithm converged.	0.50	2.34
ECOG performance status	0-1	235	47.0	48	20.4	206	41.2	42	20.4	1.00		Convergence criterion (GCONV=1E-8) satisfied.	0.63	1.59	0.000		Algorithm converged.	-0.075	0.076	1.00		Algorithm converged.	0.69	1.45	0.9923	0.7228	1.00		Algorithm converged.	0.69	1.44
	2	40	8.0	7	17.5	35	7.0	5	14.3	1.27		Convergence criterion (GCONV=1E-8) satisfied.	0.36	4.44	0.032		Algorithm converged.	-0.133	0.197	1.22		Algorithm converged.	0.43	3.52	0.7067		0.82		Algorithm converged.	0.28	2.34
	Missing	0	0.0	0	0.0	1	0.2	1	100.0	NE			NE	NE	NE		NE	NE	NE	NE		NE	NE	NE	NE		NE		NE	NE	NE
Cell of origin (determined by gene expression)	ABC	76	15,2	12	15,8	61	12,2	12	19,7	0,77		Convergence criterion (GCONV=1E-8) satisfied.	0,32	1,85	-0,039		Algorithm converged.	-0,168	0,090	0,80		Algorithm converged.	0,39	1,66	0,5538	0,8820	1,25		Algorithm converged.	0,60	2,57
	GCB	112	22.4	28	25.0	98	19.6	26	26.5	0.92		Convergence criterion (GCONV=1E-8) satisfied.	0.50	1.72	-0.015		Algorithm converged.	-0.134	0.103	0.94		Algorithm converged.	0.59	1.49	0.8006		1.06		Algorithm converged.	0.67	1.68
	Unclassified	24	4.8	2	8.3	41	8.2	5	12.2	0.65		Convergence criterion (GCONV=1E-8) satisfied.	0.12	3.67	-0.039		Algorithm converged.	-0.188	0.111	0.68		Algorithm converged.	0.14	3.25	0.6305		1.46		Algorithm converged.	0.31	6.97
	Unknown	63	12.6	13	20.6	42	8.4	5	11.9	1.92		Convergence criterion (GCONV=1E-8) satisfied.	0.63	5.87	0.087		Algorithm converged.	-0.053	0.227	1.73		Algorithm converged.	0.67	4.50	0.2472		0.58		Algorithm converged.	0.22	1.50
IPI score at Screening	1-2	110	22.0	25	22.7	107	21.4	24	22.4	1.02		Convergence criterion (GCONV=1E-8) satisfied.	0.54	1.92	0.003		Algorithm converged.	-0.108	0.114	1.01		Algorithm converged.	0.62	1.66	0.9583	0.3441	0.99		Algorithm converged.	0.60	1.62
	3	114	22.8	20	17.5	81	16.2	18	22.2	0.74		Convergence criterion (GCONV=1E-8) satisfied.	0.37	1.52	-0.047		Algorithm converged.	-0.161	0.068	0.79		Algorithm converged.	0.45	1.40	0.4176		1.27		Algorithm converged.	0.72	2.24
	4-5	51	10.2	10	19.6	54	10.8	6	11.1	1.95		Convergence criterion (GCONV=1E-8) satisfied.	0.65	5.83	0.085		Algorithm converged.	-0.053	0.222	1.76		Algorithm converged.	0.69	4.50	0.2282		0.57		Algorithm converged.	0.22	1.45
Baseline Bulky Disease	Present	104	20.8	12	11.5	101	20.2	15	14.9	0.75		Convergence criterion (GCONV=1E-8) satisfied.	0.33	1.69	-0.033		Algorithm converged.	-0.126	0.059	0.78		Algorithm converged.	0.38	1.58	0.4842	0.4314	1.29		Algorithm converged.	0.63	2.61
	Absent	171	34.2	43	25.1	141	28.2	33	23.4	1.10		Convergence criterion (GCONV=1E-8) satisfied.	0.65	1.85	0.017		Algorithm converged.	-0.078	0.113	1.07		Algorithm converged.	0.72	1.59	0.7217		0.93		Algorithm converged.	0.63	1.38
Double Expressor Lymphoma by IHC (Central Review)	DEL	85	17,0	15	17,6	82	16,4	21	25,6	0,62		Convergence criterion (GCONV=1E-8) satisfied.	0,30	1,31	-0,080		Algorithm converged.	-0,204	0,045	0,69		Algorithm converged.	0,38	1,24	0,2123	0,1325	1,45		Algorithm converged.	0,81	2,62
	Non DEL	143	28.6	33	23.1	127	25.4	24	18.9	1.29		Convergence criterion (GCONV=1E-8) satisfied.	0.71	2.32	0.042		Algorithm converged.	-0.055	0.139	1.22		Algorithm converged.	0.76	1.95	0.4018		0.82		Algorithm converged.	0.51	1.31
	Unknown	47	9.4	7	14.9	33	6.6	3	9.1	1.75		Convergence criterion (GCONV=1E-8) satisfied.	0.42	7.33	0.058		Algorithm converged.	-0.083	0.199	1.64		Algorithm converged.	0.46	5.88	0.4427		0.61		Algorithm converged.	0.17	2.19
Double/Triple-Hit Lymphoma (Central Review)	DH/TH-	190	38,0	40	21,1	177	35,4	38	21,5	0,98		Convergence criterion (GCONV=1E-8) satisfied.	0,59	1,61	-0,004		Algorithm converged.	-0,088	0,080	0,98		Algorithm converged.	0,66	1,45	0,9225	0,9585	1,02		Algorithm converged.	0,69	1,51
	DH/TH+	15	3.0	2	13.3	14	2.8	2	14.3	0.92		Convergence criterion (GCONV=1E-8) satisfied.	0.11	7.62	-0.010		Algorithm converged.	-0.261	0.242	0.93		Algorithm converged.	0.15	5.76	0.9418		1.07		Algorithm converged.	0.17	6.61
	Unknown	70	14.0	13	18.6	51	10.2	8	15.7	1.23		Convergence criterion (GCONV=1E-8) satisfied.	0.47	3.22	0.029		Algorithm converged.	-0.106	0.164	1.18		Algorithm converged.	0.53	2.64	0.6803		0.84		Algorithm converged.	0.38	1.89

Test for interaction based on RR (Log-binomial regression)
* indicates convergence problem. Result is uninterpretable.
Clinical cut-off: 15JUN2022

Program: root/clinical_studies/RO5541077/CDPT7884/GO39942/data_analysis/ACE_BASE/prod/program/t_eff_resp.sas
Output: root/clinical_studies/RO5541077/CDPT7884/GO39942/data_analysis/ACE_FINAL_OS/prod/output/t_eff_resp_sg1_QC3010FU_IT_POOLED_15JUN2022_39942.xls
13MAR2023 19:27

POPULATION: Global and China Extension Population, Intent-To-Treat Population
ENDPOINT: EORTC QLQ-C30: Deterioration (MID=10) at FU Month 24
MODEL: Unstratified Analysis
STUDY: GO39942
Dichotomous Analysis by Subgroups (Efficacy)

EORTC QLQ-C30: Deterioration (MID=10) at FU24 in Financial difficulties

		Polatuzumab Vedotin + R-CHP (N=500)				R-CHOP (N=500)								
		Patients		Patients with Event		Patients		Patients with Event		Odds Ratio				
Name	Level	n	%	n	%	n	%	n	%	Odds Ratio		Convergence Reason	95% Lower CL	95% Upper CL
All	n/a	274	54.8	18	6.6	234	46.8	14	6.0	1.10		Convergence criterion (GCONV=1E-8) satisfied.	0.54	2.27
Sex	Male	143	28.6	9	6.3	116	23.2	10	8.6	0.71		Convergence criterion (GCONV=1E-8) satisfied.	0.28	1.81
	Female	131	26.2	9	6.9	118	23.6	4	3.4	2.10		Convergence criterion (GCONV=1E-8) satisfied.	0.63	7.02
Age	<= 60	90	18.0	8	8.9	72	14.4	3	4.2	2.24		Convergence criterion (GCONV=1E-8) satisfied.	0.57	8.79
	> 60	184	36.8	10	5.4	162	32.4	11	6.8	0.79		Convergence criterion (GCONV=1E-8) satisfied.	0.33	1.91
Geographic region	Western Europe/United States/Canada/Australia	171	34,2	8	4,7	151	30,2	7	4,6	1,01		Convergence criterion (GCONV=1E-8) satisfied.	0,36	2,85
	Asia	66	13.2	6	9.1	53	10.6	3	5.7	1.67		Convergence criterion (GCONV=1E-8) satisfied.	0.40	7.01
	Rest of World	37	7.4	4	10.8	30	6.0	4	13.3	0.79		Convergence criterion (GCONV=1E-8) satisfied.	0.18	3.45
Race/ethnicity	White	136	27.2	8	5.9	123	24.6	8	6.5	0.90		Convergence criterion (GCONV=1E-8) satisfied.	0.33	2.47
	Black or African American	4	0,8	0	0,0	0	0,0	0	0,0	NE			NE	NE
	Asian	68	13.6	6	8.8	56	11.2	3	5.4	1.71		Convergence criterion (GCONV=1E-8) satisfied.	0.41	7.17
	Other	2	0.4	1	50.0	4	0.8	0	0.0		*	Quasi-complete separation of data points detected.		
	Unknown	64	12.8	3	4.7	51	10.2	3	5.9	0.79		Convergence criterion (GCONV=1E-8) satisfied.	0.15	4.07
ECOG performance status	0-1	234	46.8	13	5.6	201	40.2	12	6.0	0.93		Convergence criterion (GCONV=1E-8) satisfied.	0.41	2.08
	2	40	8.0	5	12.5	32	6.4	2	6.3	2.14		Convergence criterion (GCONV=1E-8) satisfied.	0.39	11.86
	Missing	0	0.0	0	0.0	1	0.2	0	0.0	NE			NE	NE
Cell of origin (determined by gene expression)	ABC	75	15,0	4	5,3	60	12,0	4	6,7	0,79		Convergence criterion (GCONV=1E-8) satisfied.	0,19	3,29
	GCB	113	22.6	6	5.3	94	18.8	4	4.3	1.26		Convergence criterion (GCONV=1E-8) satisfied.	0.35	4.61
	Unclassified	24	4.8	4	16.7	38	7.6	4	10.5	1.70		Convergence criterion (GCONV=1E-8) satisfied.	0.38	7.56
	Unknown	62	12.4	4	6.5	42	8.4	2	4.8	1.38		Convergence criterion (GCONV=1E-8) satisfied.	0.24	7.89
IPI score at Screening	1-2	110	22.0	7	6.4	103	20.6	1	1.0	6.93		Convergence criterion (GCONV=1E-8) satisfied.	0.84	57.35
	3	113	22.6	7	6.2	81	16.2	11	13.6	0.42		Convergence criterion (GCONV=1E-8) satisfied.	0.16	1.14
	4-5	51	10.2	4	7.8	50	10.0	2	4.0	2.04		Convergence criterion (GCONV=1E-8) satisfied.	0.36	11.69
Baseline Bulky Disease	Present	105	21.0	6	5.7	97	19.4	5	5.2	1.12		Convergence criterion (GCONV=1E-8) satisfied.	0.33	3.78
	Absent	169	33.8	12	7.1	137	27.4	9	6.6	1.09		Convergence criterion (GCONV=1E-8) satisfied.	0.44	2.66
Double Expressor Lymphoma by IHC (Central Review)	DEL	83	16,6	6	7,2	79	15,8	4	5,1	1,46		Convergence criterion (GCONV=1E-8) satisfied.	0,40	5,38
	Non DEL	144	28.8	10	6.9	123	24.6	8	6.5	1.07		Convergence criterion (GCONV=1E-8) satisfied.	0.41	2.81
	Unknown	47	9.4	2	4.3	32	6.4	2	6.3	0.67		Convergence criterion (GCONV=1E-8) satisfied.	0.09	4.99
Double/Triple-Hit Lymphoma (Central Review)	DH/TH-	189	37,8	14	7,4	170	34,0	10	5,9	1,28		Convergence criterion (GCONV=1E-8) satisfied.	0,55	2,96
	DH/TH+	15	3.0	1	6.7	13	2.6	0	0.0		*	Quasi-complete separation of data points detected.		
	Unknown	70	14.0	3	4.3	51	10.2	4	7.8	0.53		Convergence criterion (GCONV=1E-8) satisfied.	0.11	2.46

		Polatuzumab Vedotin + R-CHP vs. R-CHOP				
		Absolute Risk Difference				
Name	Level	Absolute Risk		Convergence Reason	95% Lower CL	95% Upper CL
All	n/a	0.006		Algorithm converged.	-0.036	0.048
Sex	Male	-0.023		Algorithm converged.	-0.088	0.041
	Female	0.035		Algorithm converged.	-0.019	0.089
Age	<= 60	0.047		Algorithm converged.	-0.028	0.122
	> 60	-0.014		Algorithm converged.	-0.064	0.037
Geographic region	Western Europe/United States/Canada/Australia	0,000		Algorithm converged.	-0,046	0,047
	Asia	0.034		Algorithm converged.	-0.059	0.127
	Rest of World	-0.025		Algorithm converged.	-0.183	0.132
Race/ethnicity	White	-0.006		Algorithm converged.	-0.065	0.053
	Black or African American	NE		NE	NE	NE
	Asian	0.035		Algorithm converged.	-0.055	0.124
	Other		*	ERROR: Error in computing the link function, its derivatives, or the variance function.		
	Unknown	-0.012		Algorithm converged.	-0.095	0.071
ECOG performance status	0-1	-0.004		Algorithm converged.	-0.048	0.040
	2	0.063		Algorithm converged.	-0.070	0.195
	Missing	NE		NE	NE	NE
Cell of origin (determined by gene expression)	ABC	-0,013		Algorithm converged.	-0,094	0,068
	GCB	0.011		Algorithm converged.	-0.048	0.069
	Unclassified	0.061		Algorithm converged.	-0.117	0.240
	Unknown	0.017		Algorithm converged.	-0.072	0.106
IPI score at Screening	1-2	0.054		Algorithm converged.	0.005	0.103
	3	-0.074		Algorithm converged.	-0.161	0.013
	4-5	0.038		Algorithm converged.	-0.053	0.130
Baseline Bulky Disease	Present	0.006		Algorithm converged.	-0.057	0.068
	Absent	0.005		Algorithm converged.	-0.051	0.062
Double Expressor Lymphoma by IHC (Central Review)	DEL	0,022		Algorithm converged.	-0,052	0,095
	Non DEL	0.004		Algorithm converged.	-0.056	0.065
	Unknown	-0.020		Algorithm converged.	-0.122	0.082
Double/Triple-Hit Lymphoma (Central Review)	DH/TH-	0,015		Algorithm converged.	-0,036	0,067
	DH/TH+		*	ERROR: Error in computing the link function, its derivatives, or the variance function.		
	Unknown	-0.036		Algorithm converged.	-0.123	0.052

		Polatuzumab Vedotin + R-CHP vs. R-CHOP						
		Relative Risk						
Name	Level	Relative Risk		Convergence Reason	95% Lower CL	95% Upper CL	p-value (Cochran-Mantel-Haenszel)	Interaction Test p-value (likelihood ratio)
All	n/a	1.10		Algorithm converged.	0.56	2.16	0.7865	
Sex	Male	0.73		Algorithm converged.	0.31	1.74	0.4759	0.1553
	Female	2.03		Algorithm converged.	0.64	6.41	0.2186	
Age	<= 60	2.13		Algorithm converged.	0.59	7.75	0.2366	0.1950
	> 60	0.80		Algorithm converged.	0.35	1.84	0.5988	
Geographic region	Western Europe/United States/Canada/Australia	1,01		Algorithm converged.	0,37	2,72	0,9856	0,7569
	Asia	1.61		Algorithm converged.	0.42	6.12	0.4836	
	Rest of World	0.81		Algorithm converged.	0.22	2.97	0.7533	
Race/ethnicity	White	0.90		Algorithm converged.	0.35	2.34	0.8359	0.3729
	Black or African American	NE		NE	NE	NE	NE	
	Asian	1.65		Algorithm converged.	0.43	6.29	0.4609	
	Other	NE		Algorithm converged.	NE	NE	0.1573	
	Unknown	0.80		Algorithm converged.	0.17	3.78	0.7756	
ECOG performance status	0-1	0.93		Algorithm converged.	0.43	1.99	0.8532	0.3742
	2	2.00		Algorithm converged.	0.42	9.64	0.3771	
	Missing	NE		NE	NE	NE	NE	
Cell of origin (determined by gene expression)	ABC	0,80		Algorithm converged.	0,21	3,07	0,7453	0,7687
	GCB	1.25		Algorithm converged.	0.36	4.29	0.7253	
	Unclassified	1.58		Algorithm converged.	0.44	5.74	0.4859	
	Unknown	1.35		Algorithm converged.	0.26	7.07	0.7182	
IPI score at Screening	1-2	6.55		Algorithm converged.	0.82	52.36	0.0390	0.0141
	3	0.46		Algorithm converged.	0.18	1.13	0.0812	
	4-5	1.96		Algorithm converged.	0.38	10.23	0.4163	
Baseline Bulky Disease	Present	1.11		Algorithm converged.	0.35	3.52	0.8613	0.9722
	Absent	1.08		Algorithm converged.	0.47	2.49	0.8552	
Double Expressor Lymphoma by IHC (Central Review)	DEL	1,43		Algorithm converged.	0,42	4,87	0,5682	0,7071
	Non DEL	1.07		Algorithm converged.	0.43	2.62	0.8865	
	Unknown	0.68		Algorithm converged.	0.10	4.59	0.6933	
Double/Triple-Hit Lymphoma (Central Review)	DH/TH-	1,26		Algorithm converged.	0,57	2,76	0,5640	0,3068
	DH/TH+	NE		Algorithm converged.	NE	NE	0.3519	
	Unknown	0.55		Algorithm converged.	0.13	2.34	0.4098	

		R-CHOP vs. Polatuzumab Vedotin + R-CHP				
		Relative Risk				
Name	Level	Relative Risk		Convergence Reason	95% Lower CL	95% Upper CL
All	n/a	0.91		Algorithm converged.	0.46	1.79
Sex	Male	1.37		Algorithm converged.	0.58	3.26
	Female	0.49		Algorithm converged.	0.16	1.56
Age	<= 60	0.47		Algorithm converged.	0.13	1.70
	> 60	1.25		Algorithm converged.	0.54	2.87
Geographic region	Western Europe/United States/Canada/Australia	0,99		Algorithm converged.	0,37	2,67
	Asia	0.62		Algorithm converged.	0.16	2.37
	Rest of World	1.23		Algorithm converged.	0.34	4.52
Race/ethnicity	White	1.11		Algorithm converged.	0.43	2.86
	Black or African American	NE		NE	NE	NE
	Asian	0.61		Algorithm converged.	0.16	2.32
	Other	NE		Algorithm converged.	NE	NE
	Unknown	1.25		Algorithm converged.	0.26	5.96
ECOG performance status	0-1	1.07		Algorithm converged.	0.50	2.30
	2	0.50		Algorithm converged.	0.10	2.41
	Missing	NE		NE	NE	NE
Cell of origin (determined by gene expression)	ABC	1,25		Algorithm converged.	0,33	4,79
	GCB	0.80		Algorithm converged.	0.23	2.76
	Unclassified	0.63		Algorithm converged.	0.17	2.29
	Unknown	0.74		Algorithm converged.	0.14	3.85
IPI score at Screening	1-2	0.15		Algorithm converged.	0.02	1.22
	3	2.19		Algorithm converged.	0.89	5.41
	4-5	0.51		Algorithm converged.	0.10	2.66
Baseline Bulky Disease	Present	0.90		Algorithm converged.	0.28	2.86
	Absent	0.93		Algorithm converged.	0.40	2.13
Double Expressor Lymphoma by IHC (Central Review)	DEL	0,70		Algorithm converged.	0,21	2,39
	Non DEL	0.94		Algorithm converged.	0.38	2.30
	Unknown	1.47		Algorithm converged.	0.22	9.90
Double/Triple-Hit Lymphoma (Central Review)	DH/TH-	0,79		Algorithm converged.	0,36	1,74
	DH/TH+	NE		Algorithm converged.	NE	NE
	Unknown	1.83		Algorithm converged.	0.43	7.82

Test for interaction based on RR (Log-binomial regression)
* indicates convergence problem. Result is uninterpretable.
Clinical cut-off: 15JUN2022

Program: root/clinical_studies/RO5541077/CDPT7884/GO39942/data_analysis/ACE_BASE/prod/program/t_eff_resp.sas
Output: root/clinical_studies/RO5541077/CDPT7884/GO39942/data_analysis/ACE_FINAL_OS/prod/output/t_eff_resp_sgl_QC3010FU_IT_POOLED_15JUN2022_39942.xls
13MAR2023 19:27

POPULATION: Global and China Extension Population, Intent-To-Treat Population
ENDPOINT: EORTC QLQ-C30: Deterioration (MID=10) at FU Month 24
MODEL: Unstratified Analysis
STUDY: GO39942
Dichotomous Analysis by Subgroups (Efficacy)

EORTC QLQ-C30: Deterioration (MID=10) at FU24 in Nausea and vomiting

		Polatuzumab Vedotin + R-CHP (N=500)				R-CHOP (N=500)				Polatuzumab Vedotin + R-CHP vs. R-CHOP																	R-CHOP vs. Polatuzumab Vedotin + R-CHP				
		Patients		Patients with Event		Patients		Patients with Event		Odds Ratio					Absolute Risk Difference					Relative Risk							Relative Risk				
Name	Level	n	%	n	%	n	%	n	%	Odds Ratio		Convergence Reason	95% Lower CL	95% Upper CL	Absolute Risk		Convergence Reason	95% Lower CL	95% Upper CL	Relative Risk		Convergence Reason	95% Lower CL	95% Upper CL	p-value (Cochran-Mantel-Haenszel)	Interaction Test p-value (likelihood ratio)	Relative Risk		Convergence Reason	95% Lower CL	95% Upper CL
All	n/a	275	55.0	17	6.2	242	48.4	8	3.3	1.93		Convergence criterion (GCONV=1E-8) satisfied.	0.82	4.55	0.029		Algorithm converged.	-0.008	0.065	1.87		Algorithm converged.	0.82	4.26	0.1286		0.53		Algorithm converged.	0.23	1.22
Sex	Male	142	28.4	6	4.2	119	23.8	4	3.4	1.27		Convergence criterion (GCONV=1E-8) satisfied.	0.35	4.60	0.009		Algorithm converged.	-0.038	0.055	1.26		Algorithm converged.	0.36	4.35	0.7177	0.4082	0.80		Algorithm converged.	0.23	2.75
	Female	133	26.6	11	8.3	123	24.6	4	3.3	2.68		Convergence criterion (GCONV=1E-8) satisfied.	0.83	8.66	0.050		Algorithm converged.	-0.006	0.107	2.54		Algorithm converged.	0.83	7.78	0.0882		0.39		Algorithm converged.	0.13	1.20
Age	<= 60	90	18.0	7	7.8	74	14.8	2	2.7	3.04		Convergence criterion (GCONV=1E-8) satisfied.	0.61	15.08	0.051		Algorithm converged.	-0.016	0.117	2.88		Algorithm converged.	0.62	13.44	0.1568	0.4805	0.35		Algorithm converged.	0.07	1.62
	> 60	185	37.0	10	5.4	168	33.6	6	3.6	1.54		Convergence criterion (GCONV=1E-8) satisfied.	0.55	4.34	0.018		Algorithm converged.	-0.025	0.061	1.51		Algorithm converged.	0.56	4.07	0.4087		0.66		Algorithm converged.	0.25	1.78
Geographic region	Western Europe/United States/Canada/Australia	172	34,4	9	5,2	158	31,6	6	3,8	1,40		Convergence criterion (GCONV=1E-8) satisfied.	0,49	4,02	0,014		Algorithm converged.	-0,030	0,059	1,38		Algorithm converged.	0,50	3,78	0,5325	0,5106	0,73		Algorithm converged.	0,26	1,99
	Asia	66	13.2	6	9.1	53	10.6	1	1.9	5.20		Convergence criterion (GCONV=1E-8) satisfied.	0.61	44.61	0.072		Algorithm converged.	-0.006	0.150	4.82		Algorithm converged.	0.60	38.80	0.0983		0.21		Algorithm converged.	0.03	1.67
	Rest of World	37	7.4	2	5.4	31	6.2	1	3.2	1.71		Convergence criterion (GCONV=1E-8) satisfied.	0.15	19.86	0.022		Algorithm converged.	-0.074	0.118	1.68		Algorithm converged.	0.16	17.62	0.6652		0.60		Algorithm converged.	0.06	6.27
Race/ethnicity	White	136	27.2	7	5.1	128	25.6	5	3.9	1.33		Convergence criterion (GCONV=1E-8) satisfied.	0.41	4.32	0.012		Algorithm converged.	-0.038	0.062	1.32		Algorithm converged.	0.43	4.05	0.6292	NE	0.76		Algorithm converged.	0.25	2.33
	Black or African American	5	1,0	0	0,0	0	0,0	0	0,0	NE			NE	NE	NE		NE	NE	NE	NE		NE	NE	NE	NE		NE		NE	NE	NE
	Asian	68	13.6	6	8.8	56	11.2	1	1.8	5.32		Convergence criterion (GCONV=1E-8) satisfied.	0.62	45.60	0.070		Algorithm converged.	-0.005	0.146	4.94		Algorithm converged.	0.61	39.84	0.0924		0.20		Algorithm converged.	0.03	1.63
	Other	2	0.4	2	100.0	4	0.8	0	0.0		*	Complete separation of data points detected.				*	ERROR: The mean parameter is either invalid or at a limit of its range for some observations.				*	WARNING: Negative of Hessian not positive definite.						*	WARNING: Negative of Hessian not positive definite.		
	Unknown	64	12.8	2	3.1	54	10.8	2	3.7	0.84		Convergence criterion (GCONV=1E-8) satisfied.	0.11	6.16	-0.006		Algorithm converged.	-0.072	0.060	0.84		Algorithm converged.	0.12	5.79	0.8632		1.19		Algorithm converged.	0.17	8.13
ECOG performance status	0-1	235	47.0	15	6.4	206	41.2	7	3.4	1.94		Convergence criterion (GCONV=1E-8) satisfied.	0.77	4.85	0.030		Algorithm converged.	-0.010	0.070	1.88		Algorithm converged.	0.78	4.52	0.1513	0.9561	0.53		Algorithm converged.	0.22	1.28
	2	40	8.0	2	5.0	35	7.0	1	2.9	1.79		Convergence criterion (GCONV=1E-8) satisfied.	0.16	20.63	0.021		Algorithm converged.	-0.066	0.109	1.75		Algorithm converged.	0.17	18.48	0.6389		0.57		Algorithm converged.	0.05	6.04
	Missing	0	0.0	0	0.0	1	0.2	0	0.0	NE			NE	NE	NE		NE	NE	NE	NE		NE	NE	NE	NE		NE		NE	NE	NE
Cell of origin (determined by gene expression)	ABC	76	15,2	3	3,9	61	12,2	3	4,9	0,79		Convergence criterion (GCONV=1E-8) satisfied.	0,15	4,08	-0,010		Algorithm converged.	-0,079	0,060	0,80		Algorithm converged.	0,17	3,84	0,7834	0,2688	1,25		Algorithm converged.	0,26	5,96
	GCB	112	22.4	9	8.0	98	19.6	2	2.0	4.19		Convergence criterion (GCONV=1E-8) satisfied.	0.88	19.90	0.060		Algorithm converged.	0.002	0.118	3.94		Algorithm converged.	0.87	17.79	0.0523		0.25		Algorithm converged.	0.06	1.15
	Unclassified	24	4.8	1	4.2	41	8.2	2	4.9	0.85		Convergence criterion (GCONV=1E-8) satisfied.	0.07	9.88	-0.007		Algorithm converged.	-0.111	0.097	0.85		Algorithm converged.	0.08	8.93	0.8959		1.17		Algorithm converged.	0.11	12.24
	Unknown	63	12.6	4	6.3	42	8.4	1	2.4	2.78		Convergence criterion (GCONV=1E-8) satisfied.	0.30	25.77	0.040		Algorithm converged.	-0.036	0.116	2.67		Algorithm converged.	0.31	23.04	0.3519		0.38		Algorithm converged.	0.04	3.24
IPI score at Screening	1-2	110	22.0	10	9.1	107	21.4	4	3.7	2.57		Convergence criterion (GCONV=1E-8) satisfied.	0.78	8.48	0.054		Algorithm converged.	-0.011	0.118	2.43		Algorithm converged.	0.79	7.52	0.1094	0.3918	0.41		Algorithm converged.	0.13	1.27
	3	114	22.8	6	5.3	81	16.2	4	4.9	1.07		Convergence criterion (GCONV=1E-8) satisfied.	0.29	3.92	0.003		Algorithm converged.	-0.059	0.066	1.07		Algorithm converged.	0.31	3.66	0.9195		0.94		Algorithm converged.	0.27	3.22
	4-5	51	10.2	1	2.0	54	10.8	0	0.0		*	Quasi-complete separation of data points detected.				*	ERROR: Error in computing the link function, its derivatives, or the variance function.			NE		Algorithm converged.	NE	NE	0.3035		NE		Algorithm converged.	NE	NE
Baseline Bulky Disease	Present	104	20.8	3	2.9	101	20.2	2	2.0	1.47		Convergence criterion (GCONV=1E-8) satisfied.	0.24	8.99	0.009		Algorithm converged.	-0.033	0.051	1.46		Algorithm converged.	0.25	8.54	0.6755	0.7861	0.69		Algorithm converged.	0.12	4.02
	Absent	171	34.2	14	8.2	141	28.2	6	4.3	2.01		Convergence criterion (GCONV=1E-8) satisfied.	0.75	5.37	0.039		Algorithm converged.	-0.014	0.092	1.92		Algorithm converged.	0.76	4.88	0.1589		0.52		Algorithm converged.	0.21	1.32
Double Expressor Lymphoma by IHC (Central Review)	DEL	85	17,0	5	5,9	82	16,4	1	1,2	5,06		Convergence criterion (GCONV=1E-8) satisfied.	0,58	44,30	0,047		Algorithm converged.	-0,009	0,102	4,82		Algorithm converged.	0,58	40,41	0,1066	0,2175	0,21		Algorithm converged.	0,02	1,74
	Non DEL	143	28.6	10	7.0	127	25.4	7	5.5	1.29		Convergence criterion (GCONV=1E-8) satisfied.	0.48	3.49	0.015		Algorithm converged.	-0.043	0.072	1.27		Algorithm converged.	0.50	3.23	0.6176		0.79		Algorithm converged.	0.31	2.01
	Unknown	47	9,4	2	4,3	33	6,6	0	0,0		*	Quasi-complete separation of data points detected.				*	WARNING: The relative Hessian convergence criterion of 3.9549347685 is greater than the limit of 0.0001. The convergence is questionable.			NE		Algorithm converged.	NE	NE	0,2330		NE		Algorithm converged.	NE	NE
Double/Triple-Hit Lymphoma (Central Review)	DH/TH-	190	38,0	12	6,3	177	35,4	7	4,0	1,64		Convergence criterion (GCONV=1E-8) satisfied.	0,63	4,26	0,024		Algorithm converged.	-0,021	0,069	1,60		Algorithm converged.	0,64	3,96	0,3084	0,3401	0,63		Algorithm converged.	0,25	1,55
	DH/TH+	15	3,0	1	6,7	14	2,8	0	0,0		*	Quasi-complete separation of data points detected.				*	WARNING: The relative Hessian convergence criterion of 3.7931764969 is greater than the limit of 0.0001. The convergence is questionable.			NE		Algorithm converged.	NE	NE	0,3340		NE		Algorithm converged.	NE	NE
	Unknown	70	14.0	4	5.7	51	10.2	1	2.0	3.03		Convergence criterion (GCONV=1E-8) satisfied.	0.33	27.94	0.038		Algorithm converged.	-0.029	0.104	2.91		Algorithm converged.	0.34	25.31	0.3077		0.34		Algorithm converged.	0.04	2.98

Test for interaction based on RR (Log-binomial regression)
* indicates convergence problem. Result is uninterpretable.
Clinical cut-off: 15JUN2022

Program: root/clinical_studies/RO5541077/CDPT7884/GO39942/data_analysis/ACE_BASE/prod/program/t_eff_resp.sas
Output: root/clinical_studies/RO5541077/CDPT7884/GO39942/data_analysis/ACE_FINAL_OS/prod/output/t_eff_resp_sg1_QC3010FU_IT_POOLED_15JUN2022_39942.xls
13MAR2023 19:27

POPULATION: Global and China Extension Population, Intent-To-Treat Population
ENDPOINT: EORTC QLQ-C30: Deterioration (MID=10) at FU Month 24
MODEL: Unstratified Analysis
STUDY: GO39942
Dichotomous Analysis by Subgroups (Efficacy)

EORTC QLQ-C30: Deterioration (MID=10) at FU24 in Pain

		Polatuzumab Vedotin + R-CHP (N=500)				R-CHOP (N=500)				Polatuzumab Vedotin + R-CHP vs. R-CHOP																	R-CHOP vs. Polatuzumab Vedotin + R-CHP				
		Patients		Patients with Event		Patients		Patients with Event		Odds Ratio					Absolute Risk Difference					Relative Risk							Relative Risk				
Name	Level	n	%	n	%	n	%	n	%	Odds Ratio		Convergence Reason	95% Lower CL	95% Upper CL	Absolute Risk		Convergence Reason	95% Lower CL	95% Upper CL	Relative Risk		Convergence Reason	95% Lower CL	95% Upper CL	p-value (Cochran-Mantel-Haenszel)	Interaction Test p-value (likelihood ratio)	Relative Risk		Convergence Reason	95% Lower CL	95% Upper CL
All	n/a	276	55.2	52	18.8	242	48.4	26	10.7	1.93		Convergence criterion (GCONV=1E-8) satisfied.	1.16	3.20	0.081		Algorithm converged.	0.021	0.141	1.75		Algorithm converged.	1.13	2.72	0.0102		0.57		Algorithm converged.	0.37	0.88
Sex	Male	143	28.6	18	12.6	119	23.8	12	10.1	1.28		Convergence criterion (GCONV=1E-8) satisfied.	0.59	2.79	0.025		Algorithm converged.	-0.052	0.102	1.25		Algorithm converged.	0.63	2.49	0.5271	0.1998	0.80		Algorithm converged.	0.40	1.60
	Female	133	26.6	34	25.6	123	24.6	14	11.4	2.67		Convergence criterion (GCONV=1E-8) satisfied.	1.36	5.27	0.142		Algorithm converged.	0.049	0.235	2.25		Algorithm converged.	1.27	3.98	0.0037		0.45		Algorithm converged.	0.25	0.79
Age	<= 60	90	18.0	16	17.8	74	14.8	3	4.1	5.12		Convergence criterion (GCONV=1E-8) satisfied.	1.43	18.32	0.137		Algorithm converged.	0.046	0.228	4.39		Algorithm converged.	1.33	14.47	0.0064	0.0580	0.23		Algorithm converged.	0.07	0.75
	> 60	186	37.2	36	19.4	168	33.6	23	13.7	1.51		Convergence criterion (GCONV=1E-8) satisfied.	0.85	2.68	0.057		Algorithm converged.	-0.020	0.134	1.41		Algorithm converged.	0.87	2.28	0.1539		0.71		Algorithm converged.	0.44	1.14
Geographic region	Western Europe/United States/Canada/Australia	173	34,6	39	22,5	158	31,6	17	10,8	2,41		Convergence criterion (GCONV=1E-8) satisfied.	1,30	4,47	0,118		Algorithm converged.	0,039	0,197	2,10		Algorithm converged.	1,24	3,55	0,0043	0,4029	0,48		Algorithm converged.	0,28	0,81
	Asia	66	13.2	7	10.6	53	10.6	6	11.3	0.93		Convergence criterion (GCONV=1E-8) satisfied.	0.29	2.95	-0.007		Algorithm converged.	-0.120	0.106	0.94		Algorithm converged.	0.33	2.62	0.9016		1.07		Algorithm converged.	0.38	2.99
	Rest of World	37	7.4	6	16.2	31	6.2	3	9.7	1.81		Convergence criterion (GCONV=1E-8) satisfied.	0.41	7.91	0.065		Algorithm converged.	-0.093	0.223	1.68		Algorithm converged.	0.46	6.16	0.4315		0.60		Algorithm converged.	0.16	2.19
Race/ethnicity	White	137	27.4	30	21.9	128	25.6	13	10.2	2.48		Convergence criterion (GCONV=1E-8) satisfied.	1.23	5.00	0.117		Algorithm converged.	0.031	0.204	2.16		Algorithm converged.	1.18	3.95	0.0097	NE	0.46		Algorithm converged.	0.25	0.85
	Black or African American	5	1,0	2	40,0	0	0,0	0	0,0	NE			NE	NE	NE		NE	NE	NE	NE		NE	NE	NE	NE		NE		NE	NE	NE
	Asian	68	13.6	7	10.3	56	11.2	6	10.7	0.96		Convergence criterion (GCONV=1E-8) satisfied.	0.30	3.03	-0.004		Algorithm converged.	-0.113	0.104	0.96		Algorithm converged.	0.34	2.70	0.9397		1.04		Algorithm converged.	0.37	2.92
	Other	2	0,4	2	100,0	4	0,8	1	25,0		*	Quasi-complete separation of data points detected.				*	ERROR: The mean parameter is either invalid or at a limit of its range for some observations.				*	ERROR: The mean parameter is either invalid or at a limit of its range for some observations.						*	ERROR: The mean parameter is either invalid or at a limit of its range for some observations.		
	Unknown	64	12.8	11	17.2	54	10.8	6	11.1	1.66		Convergence criterion (GCONV=1E-8) satisfied.	0.57	4.83	0.061		Algorithm converged.	-0.064	0.186	1.55		Algorithm converged.	0.61	3.91	0.3511		0.65		Algorithm converged.	0.26	1.63
ECOG performance status	0-1	236	47.2	44	18.6	206	41.2	19	9.2	2.26		Convergence criterion (GCONV=1E-8) satisfied.	1.27	4.01	0.094		Algorithm converged.	0.031	0.158	2.02		Algorithm converged.	1.22	3.35	0.0048	0.3264	0.49		Algorithm converged.	0.30	0.82
	2	40	8.0	8	20.0	35	7.0	6	17.1	1.21		Convergence criterion (GCONV=1E-8) satisfied.	0.37	3.90	0.029		Algorithm converged.	-0.147	0.205	1.17		Algorithm converged.	0.45	3.04	0.7530		0.86		Algorithm converged.	0.33	2.23
	Missing	0	0.0	0	0.0	1	0.2	1	100.0	NE			NE	NE	NE		NE	NE	NE	NE		NE	NE	NE	NE		NE		NE	NE	NE
Cell of origin (determined by gene expression)	ABC	76	15,2	14	18,4	61	12,2	7	11,5	1,74		Convergence criterion (GCONV=1E-8) satisfied.	0,66	4,63	0,069		Algorithm converged.	-0,049	0,188	1,61		Algorithm converged.	0,69	3,73	0,2638	0,7557	0,62		Algorithm converged.	0,27	1,45
	GCB	113	22.6	25	22.1	98	19.6	10	10.2	2.50		Convergence criterion (GCONV=1E-8) satisfied.	1.13	5.51	0.119		Algorithm converged.	0.022	0.216	2.17		Algorithm converged.	1.10	4.29	0.0206		0.46		Algorithm converged.	0.23	0.91
	Unclassified	24	4.8	4	16.7	41	8.2	5	12.2	1.44		Convergence criterion (GCONV=1E-8) satisfied.	0.35	5.98	0.045		Algorithm converged.	-0.135	0.224	1.37		Algorithm converged.	0.41	4.60	0.6172		0.73		Algorithm converged.	0.22	2.46
	Unknown	63	12.6	9	14.3	42	8.4	4	9.5	1.58		Convergence criterion (GCONV=1E-8) satisfied.	0.45	5.52	0.048		Algorithm converged.	-0.076	0.172	1.50		Algorithm converged.	0.49	4.56	0.4701		0.67		Algorithm converged.	0.22	2.03
IPI score at Screening	1-2	110	22.0	21	19.1	107	21.4	13	12.1	1.71		Convergence criterion (GCONV=1E-8) satisfied.	0.81	3.61	0.069		Algorithm converged.	-0.027	0.165	1.57		Algorithm converged.	0.83	2.98	0.1606	0.2854	0.64		Algorithm converged.	0.34	1.21
	3	115	23.0	22	19.1	81	16.2	5	6.2	3.59		Convergence criterion (GCONV=1E-8) satisfied.	1.30	9.94	0.130		Algorithm converged.	0.041	0.219	3.10		Algorithm converged.	1.22	7.84	0.0097		0.32		Algorithm converged.	0.13	0.82
	4-5	51	10.2	9	17.6	54	10.8	8	14.8	1.23		Convergence criterion (GCONV=1E-8) satisfied.	0.44	3.49	0.028		Algorithm converged.	-0.113	0.169	1.19		Algorithm converged.	0.50	2.85	0.6951		0.84		Algorithm converged.	0.35	2.01
Baseline Bulky Disease	Present	105	21.0	21	20.0	101	20.2	11	10.9	2.05		Convergence criterion (GCONV=1E-8) satisfied.	0.93	4.50	0.091		Algorithm converged.	-0.007	0.189	1.84		Algorithm converged.	0.93	3.61	0.0719	0.8688	0.54		Algorithm converged.	0.28	1.07
	Absent	171	34.2	31	18.1	141	28.2	15	10.6	1.86		Convergence criterion (GCONV=1E-8) satisfied.	0.96	3.61	0.075		Algorithm converged.	-0.002	0.152	1.70		Algorithm converged.	0.96	3.03	0.0637		0.59		Algorithm converged.	0.33	1.04
Double Expressor Lymphoma by IHC (Central Review)	DEL	85	17,0	16	18,8	82	16,4	8	9,8	2,14		Convergence criterion (GCONV=1E-8) satisfied.	0,86	5,33	0,091		Algorithm converged.	-0,014	0,196	1,93		Algorithm converged.	0,87	4,26	0,0959	0,9757	0,52		Algorithm converged.	0,23	1,14
	Non DEL	144	28.8	28	19.4	127	25.4	13	10.2	2.12		Convergence criterion (GCONV=1E-8) satisfied.	1.04	4.29	0.092		Algorithm converged.	0.009	0.175	1.90		Algorithm converged.	1.03	3.51	0.0351		0.53		Algorithm converged.	0.29	0.97
	Unknown	47	9.4	8	17.0	33	6.6	5	15.2	1.15		Convergence criterion (GCONV=1E-8) satisfied.	0.34	3.88	0.019		Algorithm converged.	-0.144	0.182	1.12		Algorithm converged.	0.40	3.13	0.8245		0.89		Algorithm converged.	0.32	2.48
Double/Triple-Hit Lymphoma (Central Review)	DH/TH-	191	38,2	40	20,9	177	35,4	18	10,2	2,34		Convergence criterion (GCONV=1E-8) satisfied.	1,29	4,26	0,108		Algorithm converged.	0,035	0,181	2,06		Algorithm converged.	1,23	3,45	0,0047	0,1960	0,49		Algorithm converged.	0,29	0,81
	DH/TH+	15	3.0	1	6.7	14	2.8	2	14.3	0.43		Convergence criterion (GCONV=1E-8) satisfied.	0.03	5.33	-0.076		Algorithm converged.	-0.299	0.146	0.47		Algorithm converged.	0.05	4.60	0.5083		2.14		Algorithm converged.	0.22	21.10
	Unknown	70	14.0	11	15.7	51	10.2	6	11.8	1.40		Convergence criterion (GCONV=1E-8) satisfied.	0.48	4.07	0.039		Algorithm converged.	-0.083	0.162	1.34		Algorithm converged.	0.53	3.38	0.5387		0.75		Algorithm converged.	0.30	1.89

Test for interaction based on RR (Log-binomial regression)
* indicates convergence problem. Result is uninterpretable.
Clinical cut-off: 15JUN2022

Program: root/clinical_studies/RO5541077/CDPT7884/GO39942/data_analysis/ACE_BASE/prod/program/t_eff_resp.sas
Output: root/clinical_studies/RO5541077/CDPT7884/GO39942/data_analysis/ACE_FINAL_OS/prod/output/t_eff_resp_sg1_QC3010FU_IT_POOLED_15JUN2022_39942.xls
13MAR2023 19:27

POPULATION: Global and China Extension Population, Intent-To-Treat Population
ENDPOINT: EORTC QLQ-C30: Deterioration (MID=10) at FU Month 24
MODEL: Unstratified Analysis
STUDY: GO39942
Dichotomous Analysis by Subgroups (Efficacy)

EORTC QLQ-C30: Deterioration (MID=10) at FU24 in Physical functioning (revised)

		Polatuzumab Vedotin + R-CHP (N=500)				R-CHOP (N=500)				Polatuzumab Vedotin + R-CHP vs. R-CHOP																	R-CHOP vs. Polatuzumab Vedotin + R-CHP				
		Patients		Patients with Event		Patients		Patients with Event		Odds Ratio					Absolute Risk Difference					Relative Risk							Relative Risk				
Name	Level	n	%	n	%	n	%	n	%	Odds Ratio		Convergence Reason	95% Lower CL	95% Upper CL	Absolute Risk		Convergence Reason	95% Lower CL	95% Upper CL	Relative Risk		Convergence Reason	95% Lower CL	95% Upper CL	p-value (Cochran-Mantel-Haenszel)	Interaction Test p-value (likelihood ratio)	Relative Risk		Convergence Reason	95% Lower CL	95% Upper CL
All	n/a	275	55.0	44	16.0	243	48.6	37	15.2	1.06		Convergence criterion (GCONV=1E-8) satisfied.	0.66	1.71	0.008		Algorithm converged.	-0.055	0.070	1.05		Algorithm converged.	0.70	1.57	0.8090		0.95		Algorithm converged.	0.64	1.42
Sex	Male	142	28.4	17	12.0	119	23.8	21	17.6	0.63		Convergence criterion (GCONV=1E-8) satisfied.	0.32	1.27	-0.057		Algorithm converged.	-0.144	0.030	0.68		Algorithm converged.	0.38	1.23	0.1963	0.0420	1.47		Algorithm converged.	0.82	2.66
	Female	133	26.6	27	20.3	124	24.8	16	12.9	1.72		Convergence criterion (GCONV=1E-8) satisfied.	0.88	3.37	0.074		Algorithm converged.	-0.016	0.164	1.57		Algorithm converged.	0.89	2.78	0.1131		0.64		Algorithm converged.	0.36	1.12
Age	<= 60	90	18.0	11	12.2	74	14.8	6	8.1	1.58		Convergence criterion (GCONV=1E-8) satisfied.	0.55	4.49	0.041		Algorithm converged.	-0.051	0.133	1.51		Algorithm converged.	0.59	3.88	0.3912	0.4041	0.66		Algorithm converged.	0.26	1.71
	> 60	185	37.0	33	17.8	169	33.8	31	18.3	0.97		Convergence criterion (GCONV=1E-8) satisfied.	0.56	1.66	-0.005		Algorithm converged.	-0.085	0.075	0.97		Algorithm converged.	0.62	1.52	0.9019		1.03		Algorithm converged.	0.66	1.60
Geographic region	Western Europe/United States/Canada/Australia	172	34,4	30	17,4	159	31,8	23	14,5	1,25		Convergence criterion (GCONV=1E-8) satisfied.	0,69	2,26	0,030		Algorithm converged.	-0,049	0,109	1,21		Algorithm converged.	0,73	1,99	0,4613	0,5811	0,83		Algorithm converged.	0,50	1,37
	Asia	66	13.2	9	13.6	53	10.6	10	18.9	0.68		Convergence criterion (GCONV=1E-8) satisfied.	0.25	1.82	-0.052		Algorithm converged.	-0.186	0.082	0.72		Algorithm converged.	0.32	1.65	0.4407		1.38		Algorithm converged.	0.61	3.16
	Rest of World	37	7.4	5	13.5	31	6.2	4	12.9	1.05		Convergence criterion (GCONV=1E-8) satisfied.	0.26	4.32	0.006		Algorithm converged.	-0.155	0.168	1.05		Algorithm converged.	0.31	3.57	0.9415		0.95		Algorithm converged.	0.28	3.25
Race/ethnicity	White	136	27.2	25	18.4	129	25.8	19	14.7	1.30		Convergence criterion (GCONV=1E-8) satisfied.	0.68	2.50	0.037		Algorithm converged.	-0.053	0.126	1.25		Algorithm converged.	0.72	2.15	0.4252	NE	0.80		Algorithm converged.	0.46	1.38
	Black or African American	5	1,0	1	20,0	0	0,0	0	0,0	NE			NE	NE	NE		NE	NE	NE	NE		NE	NE	NE	NE		NE		NE	NE	NE
	Asian	68	13.6	9	13.2	56	11.2	10	17.9	0.70		Convergence criterion (GCONV=1E-8) satisfied.	0.26	1.87	-0.046		Algorithm converged.	-0.175	0.082	0.74		Algorithm converged.	0.32	1.70	0.4788		1.35		Algorithm converged.	0.59	3.09
	Other	2	0.4	2	100.0	4	0.8	0	0.0		*	Complete separation of data points detected.				*	ERROR: The mean parameter is either invalid or at a limit of its range for some observations.				*	WARNING: Negative of Hessian not positive definite.						*	WARNING: Negative of Hessian not positive definite.		
	Unknown	64	12.8	7	10.9	54	10.8	8	14.8	0.71		Convergence criterion (GCONV=1E-8) satisfied.	0.24	2.09	-0.039		Algorithm converged.	-0.161	0.083	0.74		Algorithm converged.	0.29	1.90	0.5305		1.35		Algorithm converged.	0.53	3.49
ECOG performance status	0-1	235	47.0	40	17.0	207	41.4	32	15.5	1.12		Convergence criterion (GCONV=1E-8) satisfied.	0.68	1.86	0.016		Algorithm converged.	-0.053	0.084	1.10		Algorithm converged.	0.72	1.69	0.6575	0.4946	0.91		Algorithm converged.	0.59	1.39
	2	40	8.0	4	10.0	35	7.0	5	14.3	0.67		Convergence criterion (GCONV=1E-8) satisfied.	0.16	2.71	-0.043		Algorithm converged.	-0.191	0.106	0.70		Algorithm converged.	0.20	2.40	0.5714		1.43		Algorithm converged.	0.42	4.91
	Missing	0	0.0	0	0.0	1	0.2	0	0.0	NE			NE	NE	NE		NE	NE	NE	NE		NE	NE	NE	NE		NE		NE	NE	NE
Cell of origin (determined by gene expression)	ABC	76	15,2	11	14,5	61	12,2	11	18,0	0,77		Convergence criterion (GCONV=1E-8) satisfied.	0,31	1,92	-0,036		Algorithm converged.	-0,160	0,089	0,80		Algorithm converged.	0,37	1,72	0,5742	0,4704	1,25		Algorithm converged.	0,58	2,68
	GCB	112	22.4	19	17.0	99	19.8	18	18.2	0.92		Convergence criterion (GCONV=1E-8) satisfied.	0.45	1.87	-0.012		Algorithm converged.	-0.115	0.091	0.93		Algorithm converged.	0.52	1.68	0.8169		1.07		Algorithm converged.	0.60	1.92
	Unclassified	24	4.8	3	12.5	41	8.2	2	4.9	2.79		Convergence criterion (GCONV=1E-8) satisfied.	0.43	18.01	0.076		Algorithm converged.	-0.072	0.224	2.56		Algorithm converged.	0.46	14.26	0.2695		0.39		Algorithm converged.	0.07	2.17
	Unknown	63	12.6	11	17.5	42	8.4	6	14.3	1.27		Convergence criterion (GCONV=1E-8) satisfied.	0.43	3.74	0.032		Algorithm converged.	-0.110	0.173	1.22		Algorithm converged.	0.49	3.05	0.6668		0.82		Algorithm converged.	0.33	2.04
IPI score at Screening	1-2	110	22.0	20	18.2	108	21.6	18	16.7	1.11		Convergence criterion (GCONV=1E-8) satisfied.	0.55	2.24	0.015		Algorithm converged.	-0.086	0.116	1.09		Algorithm converged.	0.61	1.95	0.7686	0.5373	0.92		Algorithm converged.	0.51	1.64
	3	114	22.8	15	13.2	81	16.2	13	16.0	0.79		Convergence criterion (GCONV=1E-8) satisfied.	0.35	1.77	-0.029		Algorithm converged.	-0.130	0.072	0.82		Algorithm converged.	0.41	1.63	0.5714		1.22		Algorithm converged.	0.61	2.42
	4-5	51	10.2	9	17.6	54	10.8	6	11.1	1.71		Convergence criterion (GCONV=1E-8) satisfied.	0.56	5.22	0.065		Algorithm converged.	-0.069	0.199	1.59		Algorithm converged.	0.61	4.15	0.3411		0.63		Algorithm converged.	0.24	1.64
Baseline Bulky Disease	Present	104	20.8	11	10.6	101	20.2	13	12.9	0.80		Convergence criterion (GCONV=1E-8) satisfied.	0.34	1.88	-0.023		Algorithm converged.	-0.111	0.065	0.82		Algorithm converged.	0.39	1.75	0.6103	0.4689	1.22		Algorithm converged.	0.57	2.59
	Absent	171	34.2	33	19.3	142	28.4	24	16.9	1.18		Convergence criterion (GCONV=1E-8) satisfied.	0.66	2.10	0.024		Algorithm converged.	-0.061	0.109	1.14		Algorithm converged.	0.71	1.84	0.5850		0.88		Algorithm converged.	0.54	1.41
Double Expressor Lymphoma by IHC (Central Review)	DEL	85	17,0	16	18,8	82	16,4	13	15,9	1,23		Convergence criterion (GCONV=1E-8) satisfied.	0,55	2,75	0,030		Algorithm converged.	-0,085	0,144	1,19		Algorithm converged.	0,61	2,31	0,6136	0,9333	0,84		Algorithm converged.	0,43	1,64
	Non DEL	143	28.6	23	16.1	128	25.6	18	14.1	1.17		Convergence criterion (GCONV=1E-8) satisfied.	0.60	2.29	0.020		Algorithm converged.	-0.065	0.105	1.14		Algorithm converged.	0.65	2.02	0.6435		0.87		Algorithm converged.	0.50	1.54
	Unknown	47	9.4	5	10.6	33	6.6	6	18.2	0.54		Convergence criterion (GCONV=1E-8) satisfied.	0.15	1.93	-0.075		Algorithm converged.	-0.234	0.083	0.59		Algorithm converged.	0.19	1.76	0.3378		1.71		Algorithm converged.	0.57	5.14
Double/Triple-Hit Lymphoma (Central Review)	DH/TH-	190	38,0	29	15,3	178	35,6	28	15,7	0,96		Convergence criterion (GCONV=1E-8) satisfied.	0,55	1,70	-0,005		Algorithm converged.	-0,079	0,069	0,97		Algorithm converged.	0,60	1,56	0,9016	0,6695	1,03		Algorithm converged.	0,64	1,66
	DH/TH+	15	3.0	3	20.0	14	2.8	2	14.3	1.50		Convergence criterion (GCONV=1E-8) satisfied.	0.21	10.65	0.057		Algorithm converged.	-0.216	0.330	1.40		Algorithm converged.	0.27	7.18	0.6892		0.71		Algorithm converged.	0.14	3.66
	Unknown	70	14.0	12	17.1	51	10.2	7	13.7	1.30		Convergence criterion (GCONV=1E-8) satisfied.	0.47	3.57	0.034		Algorithm converged.	-0.095	0.163	1.25		Algorithm converged.	0.53	2.95	0.6114		0.80		Algorithm converged.	0.34	1.89

Test for interaction based on RR (Log-binomial regression)
* indicates convergence problem. Result is uninterpretable.
Clinical cut-off: 15JUN2022

Program: root/clinical_studies/RO5541077/CDPT7884/GO39942/data_analysis/ACE_BASE/prod/program/t_eff_resp.sas
Output: root/clinical_studies/RO5541077/CDPT7884/GO39942/data_analysis/ACE_FINAL_OS/prod/output/t_eff_resp_sg1_QC3010FU_IT_POOLED_15JUN2022_39942.xls
13MAR2023 19:27

POPULATION: Global and China Extension Population, Intent-To-Treat Population
ENDPOINT: EORTC QLQ-C30: Deterioration (MID=10) at FU Month 24
MODEL: Unstratified Analysis
STUDY: GO39942
Dichotomous Analysis by Subgroups (Efficacy)

EORTC QLQ-C30:Deterioration (MID=10) at FU24 in Global health status/QoL (revised)

		Polatuzumab Vedotin + R-CHP (N=500)				R-CHOP (N=500)				Polatuzumab Vedotin + R-CHP vs. R-CHOP																	R-CHOP vs. Polatuzumab Vedotin + R-CHP				
		Patients		Patients with Event		Patients		Patients with Event		Odds Ratio					Absolute Risk Difference					Relative Risk							Relative Risk				
Name	Level	n	%	n	%	n	%	n	%	Odds Ratio		Convergence Reason	95% Lower CL	95% Upper CL	Absolute Risk		Convergence Reason	95% Lower CL	95% Upper CL	Relative Risk		Convergence Reason	95% Lower CL	95% Upper CL	p-value (Cochran-Mantel-Haenszel)	Interaction Test p-value (likelihood ratio)	Relative Risk		Convergence Reason	95% Lower CL	95% Upper CL
All	n/a	274	54.8	41	15.0	238	47.6	31	13.0	1.17		Convergence criterion (GCONV=1E-8) satisfied.	0.71	1.94	0.019		Algorithm converged.	-0.041	0.079	1.15		Algorithm converged.	0.75	1.77	0.5296		0.87		Algorithm converged.	0.56	1.34
Sex	Male	142	28.4	20	14.1	117	23.4	16	13.7	1.03		Convergence criterion (GCONV=1E-8) satisfied.	0.51	2.10	0.004		Algorithm converged.	-0.080	0.089	1.03		Algorithm converged.	0.56	1.90	0.9247	0.6186	0.97		Algorithm converged.	0.53	1.79
	Female	132	26.4	21	15.9	121	24.2	15	12.4	1.34		Convergence criterion (GCONV=1E-8) satisfied.	0.65	2.73	0.035		Algorithm converged.	-0.051	0.121	1.28		Algorithm converged.	0.69	2.37	0.4253		0.78		Algorithm converged.	0.42	1.44
Age	<= 60	90	18.0	9	10.0	72	14.4	4	5.6	1.89		Convergence criterion (GCONV=1E-8) satisfied.	0.56	6.41	0.044		Algorithm converged.	-0.037	0.126	1.80		Algorithm converged.	0.58	5.61	0.3023	0.3947	0.56		Algorithm converged.	0.18	1.73
	> 60	184	36.8	32	17.4	166	33.2	27	16.3	1.08		Convergence criterion (GCONV=1E-8) satisfied.	0.62	1.90	0.011		Algorithm converged.	-0.067	0.090	1.07		Algorithm converged.	0.67	1.71	0.7790		0.94		Algorithm converged.	0.59	1.49
Geographic region	Western Europe/United States/Canada/Australia	171	34,2	24	14,0	154	30,8	18	11,7	1,23		Convergence criterion (GCONV=1E-8) satisfied.	0,64	2,37	0,023		Algorithm converged.	-0,049	0,096	1,20		Algorithm converged.	0,68	2,13	0,5295	0,9634	0,83		Algorithm converged.	0,47	1,47
	Asia	66	13.2	12	18.2	53	10.6	9	17.0	1.09		Convergence criterion (GCONV=1E-8) satisfied.	0.42	2.81	0.012		Algorithm converged.	-0.125	0.149	1.07		Algorithm converged.	0.49	2.35	0.8650		0.93		Algorithm converged.	0.43	2.05
	Rest of World	37	7.4	5	13.5	31	6.2	4	12.9	1.05		Convergence criterion (GCONV=1E-8) satisfied.	0.26	4.32	0.006		Algorithm converged.	-0.155	0.168	1.05		Algorithm converged.	0.31	3.57	0.9415		0.95		Algorithm converged.	0.28	3.25
Race/ethnicity	White	136	27.2	22	16.2	125	25.0	13	10.4	1.66		Convergence criterion (GCONV=1E-8) satisfied.	0.80	3.46	0.058		Algorithm converged.	-0.024	0.140	1.56		Algorithm converged.	0.82	2.95	0.1721	0.6045	0.64		Algorithm converged.	0.34	1.22
	Black or African American	4	0,8	0	0,0	0	0,0	0	0,0	NE			NE	NE	NE		NE	NE	NE	NE		NE	NE	NE	NE		NE		NE	NE	NE
	Asian	68	13.6	12	17.6	56	11.2	10	17.9	0.99		Convergence criterion (GCONV=1E-8) satisfied.	0.39	2.49	-0.002		Algorithm converged.	-0.137	0.133	0.99		Algorithm converged.	0.46	2.12	0.9758		1.01		Algorithm converged.	0.47	2.17
	Other	2	0.4	1	50.0	4	0.8	1	25.0	3.00		Convergence criterion (GCONV=1E-8) satisfied.	0.08	107.45	0.250		Algorithm converged.	-0.563	1.063	2.00		Algorithm converged.	0.22	17.89	0.5762		0.50		Algorithm converged.	0.06	4.47
	Unknown	64	12.8	6	9.4	53	10.6	7	13.2	0.68		Convergence criterion (GCONV=1E-8) satisfied.	0.21	2.16	-0.038		Algorithm converged.	-0.154	0.077	0.71		Algorithm converged.	0.25	1.98	0.5132		1.41		Algorithm converged.	0.50	3.94
ECOG performance status	0-1	234	46.8	38	16.2	203	40.6	23	11.3	1.52		Convergence criterion (GCONV=1E-8) satisfied.	0.87	2.65	0.049		Algorithm converged.	-0.015	0.113	1.43		Algorithm converged.	0.88	2.32	0.1402	0.0175	0.70		Algorithm converged.	0.43	1.13
	2	40	8.0	3	7.5	34	6.8	8	23.5	0.26		Convergence criterion (GCONV=1E-8) satisfied.	0.06	1.09	-0.160		Algorithm converged.	-0.325	0.004	0.32		Algorithm converged.	0.09	1.11	0.0550		3.14		Algorithm converged.	0.90	10.90
	Missing	0	0.0	0	0.0	1	0.2	0	0.0	NE			NE	NE	NE		NE	NE	NE	NE		NE	NE	NE	NE		NE		NE	NE	NE
Cell of origin (determined by gene expression)	ABC	76	15,2	15	19,7	60	12,0	11	18,3	1,10		Convergence criterion (GCONV=1E-8) satisfied.	0,46	2,60	0,014		Algorithm converged.	-0,119	0,147	1,08		Algorithm converged.	0,53	2,17	0,8369	0,7536	0,93		Algorithm converged.	0,46	1,87
	GCB	113	22.6	14	12.4	97	19.4	10	10.3	1.23		Convergence criterion (GCONV=1E-8) satisfied.	0.52	2.91	0.021		Algorithm converged.	-0.065	0.107	1.20		Algorithm converged.	0.56	2.58	0.6375		0.83		Algorithm converged.	0.39	1.79
	Unclassified	24	4.8	3	12.5	39	7.8	7	17.9	0.65		Convergence criterion (GCONV=1E-8) satisfied.	0.15	2.81	-0.054		Algorithm converged.	-0.233	0.124	0.70		Algorithm converged.	0.20	2.44	0.5686		1.44		Algorithm converged.	0.41	5.03
	Unknown	61	12.2	9	14.8	42	8.4	3	7.1	2.25		Convergence criterion (GCONV=1E-8) satisfied.	0.57	8.86	0.076		Algorithm converged.	-0.042	0.194	2.07		Algorithm converged.	0.59	7.18	0.2390		0.48		Algorithm converged.	0.14	1.68
IPI score at Screening	1-2	109	21.8	20	18.3	106	21.2	17	16.0	1.18		Convergence criterion (GCONV=1E-8) satisfied.	0.58	2.39	0.023		Algorithm converged.	-0.078	0.124	1.14		Algorithm converged.	0.64	2.06	0.6543	0.5306	0.87		Algorithm converged.	0.49	1.57
	3	114	22.8	13	11.4	81	16.2	10	12.3	0.91		Convergence criterion (GCONV=1E-8) satisfied.	0.38	2.20	-0.009		Algorithm converged.	-0.102	0.083	0.92		Algorithm converged.	0.43	2.00	0.8411		1.08		Algorithm converged.	0.50	2.35
	4-5	51	10.2	8	15.7	51	10.2	4	7.8	2.19		Convergence criterion (GCONV=1E-8) satisfied.	0.61	7.78	0.078		Algorithm converged.	-0.046	0.203	2.00		Algorithm converged.	0.64	6.23	0.2212		0.50		Algorithm converged.	0.16	1.56
Baseline Bulky Disease	Present	104	20.8	10	9.6	98	19.6	10	10.2	0.94		Convergence criterion (GCONV=1E-8) satisfied.	0.37	2.36	-0.006		Algorithm converged.	-0.088	0.077	0.94		Algorithm converged.	0.41	2.17	0.8889	0.6083	1.06		Algorithm converged.	0.46	2.44
	Absent	170	34.0	31	18.2	140	28.0	21	15.0	1.26		Convergence criterion (GCONV=1E-8) satisfied.	0.69	2.32	0.032		Algorithm converged.	-0.051	0.115	1.22		Algorithm converged.	0.73	2.02	0.4488		0.82		Algorithm converged.	0.50	1.37
Double Expressor Lymphoma by IHC (Central Review)	DEL	84	16,8	14	16,7	80	16,0	11	13,8	1,25		Convergence criterion (GCONV=1E-8) satisfied.	0,53	2,96	0,029		Algorithm converged.	-0,081	0,139	1,21		Algorithm converged.	0,59	2,51	0,6046	0,8638	0,83		Algorithm converged.	0,40	1,71
	Non DEL	144	28.8	23	16.0	126	25.2	18	14.3	1.14		Convergence criterion (GCONV=1E-8) satisfied.	0.58	2.23	0.017		Algorithm converged.	-0.069	0.102	1.12		Algorithm converged.	0.63	1.97	0.7006		0.89		Algorithm converged.	0.51	1.58
	Unknown	46	9.2	4	8.7	32	6.4	2	6.3	1.43		Convergence criterion (GCONV=1E-8) satisfied.	0.25	8.31	0.024		Algorithm converged.	-0.092	0.141	1.39		Algorithm converged.	0.27	7.15	0.6920		0.72		Algorithm converged.	0.14	3.69
Double/Triple-Hit Lymphoma (Central Review)	DH/TH-	190	38,0	31	16,3	174	34,8	27	15,5	1,06		Convergence criterion (GCONV=1E-8) satisfied.	0,60	1,86	0,008		Algorithm converged.	-0,067	0,083	1,05		Algorithm converged.	0,66	1,69	0,8355	0,2693	0,95		Algorithm converged.	0,59	1,53
	DH/TH+	15	3.0	1	6.7	13	2.6	0	0.0		*	Quasi-complete separation of data points detected.				*	ERROR: Error in computing the link function, its derivatives, or the variance function.			NE		Algorithm converged.	NE	NE	0.3519		NE		Algorithm converged.	NE	NE
	Unknown	69	13.8	9	13.0	51	10.2	4	7.8	1.76		Convergence criterion (GCONV=1E-8) satisfied.	0.51	6.08	0.052		Algorithm converged.	-0.056	0.160	1.66		Algorithm converged.	0.54	5.10	0.3669		0.60		Algorithm converged.	0.20	1.84

Test for interaction based on RR (Log-binomial regression)
* indicates convergence problem. Result is uninterpretable.
Clinical cut-off: 15JUN2022

Program: root/clinical_studies/RO5541077/CDPT7884/GO39942/data_analysis/ACE_BASE/prod/program/t_eff_resp.sas
Output: root/clinical_studies/RO5541077/CDPT7884/GO39942/data_analysis/ACE_FINAL_OS/prod/output/t_eff_resp_sgl_QC3010FU_IT_POOLED_15JUN2022_39942.xls
13MAR2023 19:27

POPULATION: Global and China Extension Population, Intent-To-Treat Population
ENDPOINT: EORTC QLQ-C30: Deterioration (MID=10) at FU Month 24
MODEL: Unstratified Analysis
STUDY: GO39942
Dichotomous Analysis by Subgroups (Efficacy)

EORTC QLQ-C30: Deterioration (MID=10) at FU24 in Role functioning (revised)

		Polatuzumab Vedotin + R-CHP (N=500)				R-CHOP (N=500)				Polatuzumab Vedotin + R-CHP vs. R-CHOP																	R-CHOP vs. Polatuzumab Vedotin + R-CHP				
		Patients		Patients with Event		Patients		Patients with Event		Odds Ratio					Absolute Risk Difference					Relative Risk							Relative Risk				
Name	Level	n	%	n	%	n	%	n	%	Odds Ratio		Convergence Reason	95% Lower CL	95% Upper CL	Absolute Risk		Convergence Reason	95% Lower CL	95% Upper CL	Relative Risk		Convergence Reason	95% Lower CL	95% Upper CL	p-value (Cochran-Mantel-Haenszel)	Interaction Test p-value (likelihood ratio)	Relative Risk		Convergence Reason	95% Lower CL	95% Upper CL
All	n/a	275	55.0	45	16.4	242	48.4	36	14.9	1.12		Convergence criterion (GCONV=1E-8) satisfied.	0.69	1.80	0.015		Algorithm converged.	-0.048	0.078	1.10		Algorithm converged.	0.74	1.65	0.6427		0.91		Algorithm converged.	0.61	1.36
Sex	Male	142	28.4	21	14.8	119	23.8	15	12.6	1.20		Convergence criterion (GCONV=1E-8) satisfied.	0.59	2.45	0.022		Algorithm converged.	-0.062	0.105	1.17		Algorithm converged.	0.63	2.17	0.6111	0.8013	0.85		Algorithm converged.	0.46	1.58
	Female	133	26.6	24	18.0	123	24.6	21	17.1	1.07		Convergence criterion (GCONV=1E-8) satisfied.	0.56	2.04	0.010		Algorithm converged.	-0.084	0.103	1.06		Algorithm converged.	0.62	1.80	0.8386		0.95		Algorithm converged.	0.56	1.61
Age	<= 60	90	18.0	11	12.2	74	14.8	9	12.2	1.01		Convergence criterion (GCONV=1E-8) satisfied.	0.39	2.57	0.001		Algorithm converged.	-0.100	0.101	1.00		Algorithm converged.	0.44	2.29	0.9907	0.7891	1.00		Algorithm converged.	0.44	2.27
	> 60	185	37.0	34	18.4	168	33.6	27	16.1	1.18		Convergence criterion (GCONV=1E-8) satisfied.	0.68	2.05	0.023		Algorithm converged.	-0.056	0.102	1.14		Algorithm converged.	0.72	1.81	0.5675		0.87		Algorithm converged.	0.55	1.39
Geographic region	Western Europe/United States/Canada/Australia	172	34,4	30	17,4	158	31,6	22	13,9	1,31		Convergence criterion (GCONV=1E-8) satisfied.	0,72	2,38	0,035		Algorithm converged.	-0,043	0,113	1,25		Algorithm converged.	0,76	2,08	0,3816	0,2712	0,80		Algorithm converged.	0,48	1,32
	Asia	66	13.2	12	18.2	53	10.6	8	15.1	1.25		Convergence criterion (GCONV=1E-8) satisfied.	0.47	3.32	0.031		Algorithm converged.	-0.103	0.165	1.20		Algorithm converged.	0.53	2.73	0.6558		0.83		Algorithm converged.	0.37	1.88
	Rest of World	37	7.4	3	8.1	31	6.2	6	19.4	0.37		Convergence criterion (GCONV=1E-8) satisfied.	0.08	1.61	-0.112		Algorithm converged.	-0.277	0.052	0.42		Algorithm converged.	0.11	1.54	0.1761		2.39		Algorithm converged.	0.65	8.77
Race/ethnicity	White	136	27.2	23	16.9	128	25.6	20	15.6	1.10		Convergence criterion (GCONV=1E-8) satisfied.	0.57	2.12	0.013		Algorithm converged.	-0.076	0.102	1.08		Algorithm converged.	0.63	1.87	0.7776	0.9300	0.92		Algorithm converged.	0.53	1.60
	Black or African American	5	1,0	0	0,0	0	0,0	0	0,0	NE			NE	NE	NE		NE	NE	NE	NE		NE	NE	NE	NE		NE		NE	NE	NE
	Asian	68	13.6	12	17.6	56	11.2	9	16.1	1.12		Convergence criterion (GCONV=1E-8) satisfied.	0.43	2.89	0.016		Algorithm converged.	-0.116	0.148	1.10		Algorithm converged.	0.50	2.42	0.8166		0.91		Algorithm converged.	0.41	2.00
	Other	2	0.4	1	50.0	4	0.8	1	25.0	3.00		Convergence criterion (GCONV=1E-8) satisfied.	0.08	107.45	0.250		Algorithm converged.	-0.563	1.063	2.00		Algorithm converged.	0.22	17.89	0.5762		0.50		Algorithm converged.	0.06	4.47
	Unknown	64	12.8	9	14.1	54	10.8	6	11.1	1.31		Convergence criterion (GCONV=1E-8) satisfied.	0.43	3.95	0.030		Algorithm converged.	-0.090	0.149	1.27		Algorithm converged.	0.48	3.33	0.6330		0.79		Algorithm converged.	0.30	2.08
ECOG performance status	0-1	235	47.0	41	17.4	206	41.2	30	14.6	1.24		Convergence criterion (GCONV=1E-8) satisfied.	0.74	2.07	0.029		Algorithm converged.	-0.040	0.097	1.20		Algorithm converged.	0.78	1.85	0.4116	0.2553	0.83		Algorithm converged.	0.54	1.29
	2	40	8.0	4	10.0	35	7.0	6	17.1	0.54		Convergence criterion (GCONV=1E-8) satisfied.	0.14	2.08	-0.071		Algorithm converged.	-0.227	0.084	0.58		Algorithm converged.	0.18	1.90	0.3672		1.71		Algorithm converged.	0.53	5.58
	Missing	0	0.0	0	0.0	1	0.2	0	0.0	NE			NE	NE	NE		NE	NE	NE	NE		NE	NE	NE	NE		NE		NE	NE	NE
Cell of origin (determined by gene expression)	ABC	76	15,2	9	11,8	61	12,2	10	16,4	0,69		Convergence criterion (GCONV=1E-8) satisfied.	0,26	1,81	-0,046		Algorithm converged.	-0,163	0,072	0,72		Algorithm converged.	0,31	1,67	0,4453	0,2587	1,38		Algorithm converged.	0,60	3,19
	GCB	112	22.4	21	18.8	98	19.6	11	11.2	1.83		Convergence criterion (GCONV=1E-8) satisfied.	0.83	4.01	0.075		Algorithm converged.	-0.020	0.171	1.67		Algorithm converged.	0.85	3.29	0.1310		0.60		Algorithm converged.	0.30	1.18
	Unclassified	24	4.8	4	16.7	41	8.2	8	19.5	0.83		Convergence criterion (GCONV=1E-8) satisfied.	0.22	3.10	-0.028		Algorithm converged.	-0.221	0.164	0.85		Algorithm converged.	0.29	2.54	0.7771		1.17		Algorithm converged.	0.39	3.48
	Unknown	63	12.6	11	17.5	42	8.4	7	16.7	1.06		Convergence criterion (GCONV=1E-8) satisfied.	0.37	2.99	0.008		Algorithm converged.	-0.139	0.155	1.05		Algorithm converged.	0.44	2.48	0.9162		0.95		Algorithm converged.	0.40	2.26
IPI score at Screening	1-2	110	22.0	23	20.9	107	21.4	22	20.6	1.02		Convergence criterion (GCONV=1E-8) satisfied.	0.53	1.97	0.003		Algorithm converged.	-0.104	0.111	1.02		Algorithm converged.	0.60	1.71	0.9497	0.8713	0.98		Algorithm converged.	0.58	1.65
	3	114	22.8	16	14.0	81	16.2	9	11.1	1.31		Convergence criterion (GCONV=1E-8) satisfied.	0.55	3.12	0.029		Algorithm converged.	-0.064	0.123	1.26		Algorithm converged.	0.59	2.72	0.5483		0.79		Algorithm converged.	0.37	1.70
	4-5	51	10.2	6	11.8	54	10.8	5	9.3	1.31		Convergence criterion (GCONV=1E-8) satisfied.	0.37	4.58	0.025		Algorithm converged.	-0.092	0.143	1.27		Algorithm converged.	0.41	3.91	0.6767		0.79		Algorithm converged.	0.26	2.42
Baseline Bulky Disease	Present	104	20.8	12	11.5	101	20.2	11	10.9	1.07		Convergence criterion (GCONV=1E-8) satisfied.	0.45	2.54	0.006		Algorithm converged.	-0.080	0.093	1.06		Algorithm converged.	0.49	2.29	0.8836	0.9533	0.94		Algorithm converged.	0.44	2.04
	Absent	171	34.2	33	19.3	141	28.2	25	17.7	1.11		Convergence criterion (GCONV=1E-8) satisfied.	0.62	1.97	0.016		Algorithm converged.	-0.071	0.102	1.09		Algorithm converged.	0.68	1.74	0.7236		0.92		Algorithm converged.	0.57	1.47
Double Expressor Lymphoma by IHC (Central Review)	DEL	85	17,0	12	14,1	82	16,4	10	12,2	1,18		Convergence criterion (GCONV=1E-8) satisfied.	0,48	2,91	0,019		Algorithm converged.	-0,083	0,122	1,16		Algorithm converged.	0,53	2,53	0,7143	0,9956	0,86		Algorithm converged.	0,40	1,89
	Non DEL	143	28.6	26	18.2	127	25.4	20	15.7	1.19		Convergence criterion (GCONV=1E-8) satisfied.	0.63	2.25	0.024		Algorithm converged.	-0.065	0.114	1.15		Algorithm converged.	0.68	1.96	0.5962		0.87		Algorithm converged.	0.51	1.47
	Unknown	47	9.4	7	14.9	33	6.6	6	18.2	0.79		Convergence criterion (GCONV=1E-8) satisfied.	0.24	2.60	-0.033		Algorithm converged.	-0.199	0.133	0.82		Algorithm converged.	0.30	2.22	0.6965		1.22		Algorithm converged.	0.45	3.30
Double/Triple-Hit Lymphoma (Central Review)	DH/TH-	190	38,0	31	16,3	177	35,4	25	14,1	1,19		Convergence criterion (GCONV=1E-8) satisfied.	0,67	2,10	0,022		Algorithm converged.	-0,052	0,095	1,16		Algorithm converged.	0,71	1,88	0,5602	0,3972	0,87		Algorithm converged.	0,53	1,41
	DH/TH+	15	3.0	3	20.0	14	2.8	1	7.1	3.25		Convergence criterion (GCONV=1E-8) satisfied.	0.30	35.65	0.129		Algorithm converged.	-0.115	0.372	2.80		Algorithm converged.	0.33	23.86	0.3242		0.36		Algorithm converged.	0.04	3.04
	Unknown	70	14.0	11	15.7	51	10.2	10	19.6	0.76		Convergence criterion (GCONV=1E-8) satisfied.	0.30	1.97	-0.039		Algorithm converged.	-0.177	0.099	0.80		Algorithm converged.	0.37	1.74	0.5781		1.25		Algorithm converged.	0.57	2.71

Test for interaction based on RR (Log-binomial regression)
* indicates convergence problem. Result is uninterpretable.
Clinical cut-off: 15JUN2022

Program: root/clinical_studies/RO5541077/CDPT7884/GO39942/data_analysis/ACE_BASE/prod/program/t_eff_resp.sas
Output: root/clinical_studies/RO5541077/CDPT7884/GO39942/data_analysis/ACE_FINAL_OS/prod/output/t_eff_resp_sg1_QC3010FU_IT_POOLED_15JUN2022_39942.xls
13MAR2023 19:27

POPULATION: Global and China Extension Population, Intent-To-Treat Population
ENDPOINT: EORTC QLQ-C30: Deterioration (MID=10) at FU Month 24
MODEL: Unstratified Analysis
STUDY: GO39942
Dichotomous Analysis by Subgroups (Efficacy)

EORTC QLQ-C30: Deterioration (MID=10) at FU24 in Social functioning

		Polatuzumab Vedotin + R-CHP (N=500)				R-CHOP (N=500)				Polatuzumab Vedotin + R-CHP vs. R-CHOP																R-CHOP vs. Polatuzumab Vedotin + R-CHP				
		Patients		Patients with Event		Patients		Patients with Event		Odds Ratio					Absolute Risk Difference					Relative Risk						Relative Risk				
Name	Level	n	%	n	%	n	%	n	%	Odds Ratio		Convergence Reason	95% Lower CL	95% Upper CL	Absolute Risk		Convergence Reason	95% Lower CL	95% Upper CL	Relative Risk		Convergence Reason	95% Lower CL	95% Upper CL	p-value (Cochran-Mantel-Haenszel)	Interaction Test p-value (likelihood ratio)	Relative Risk		Convergence Reason	95% Lower CL	95% Upper CL
All	n/a	275	55.0	33	12.0	236	47.2	24	10.2	1.20		Convergence criterion (GCONV=1E-8) satisfied.	0.69	2.10	0.018		Algorithm converged.	-0.036	0.073	1.18		Algorithm converged.	0.72	1.94	0.5127		0.85		Algorithm converged.	0.52	1.39
Sex	Male	143	28.6	15	10.5	117	23.4	12	10.3	1.03		Convergence criterion (GCONV=1E-8) satisfied.	0.46	2.29	0.002		Algorithm converged.	-0.072	0.077	1.02		Algorithm converged.	0.50	2.10	0.9512	0.5818	0.98		Algorithm converged.	0.48	2.01
	Female	132	26.4	18	13.6	119	23.8	12	10.1	1.41		Convergence criterion (GCONV=1E-8) satisfied.	0.65	3.06	0.036		Algorithm converged.	-0.044	0.115	1.35		Algorithm converged.	0.68	2.69	0.3873		0.74		Algorithm converged.	0.37	1.47
Age	<= 60	90	18.0	14	15.6	72	14.4	4	5.6	3.13		Convergence criterion (GCONV=1E-8) satisfied.	0.98	9.97	0.100		Algorithm converged.	0.008	0.192	2.80		Algorithm converged.	0.96	8.14	0.0448	0.0400	0.36		Algorithm converged.	0.12	1.04
	> 60	185	37.0	19	10.3	164	32.8	20	12.2	0.82		Convergence criterion (GCONV=1E-8) satisfied.	0.42	1.60	-0.019		Algorithm converged.	-0.086	0.047	0.84		Algorithm converged.	0.47	1.52	0.5695		1.19		Algorithm converged.	0.66	2.15
Geographic region	Western Europe/United States/Canada/Australia	172	34,4	23	13,4	152	30,4	12	7,9	1,80		Convergence criterion (GCONV=1E-8) satisfied.	0,86	3,76	0,055		Algorithm converged.	-0,012	0,121	1,69		Algorithm converged.	0,87	3,29	0,1135	0,0671	0,59		Algorithm converged.	0,30	1,15
	Asia	66	13.2	8	12.1	53	10.6	6	11.3	1.08		Convergence criterion (GCONV=1E-8) satisfied.	0.35	3.33	0.008		Algorithm converged.	-0.108	0.124	1.07		Algorithm converged.	0.40	2.90	0.8933		0.93		Algorithm converged.	0.35	2.53
	Rest of World	37	7.4	2	5.4	31	6.2	6	19.4	0.24		Convergence criterion (GCONV=1E-8) satisfied.	0.04	1.28	-0.139		Algorithm converged.	-0.296	0.018	0.28		Algorithm converged.	0.06	1.29	0.0776		3.58		Algorithm converged.	0.78	16.49
Race/ethnicity	White	137	27.4	16	11.7	124	24.8	14	11.3	1.04		Convergence criterion (GCONV=1E-8) satisfied.	0.48	2.23	0.004		Algorithm converged.	-0.074	0.081	1.03		Algorithm converged.	0.53	2.03	0.9219	NE	0.97		Algorithm converged.	0.49	1.90
	Black or African American	4	0,8	0	0,0	0	0,0	0	0,0	NE			NE	NE	NE		NE	NE	NE	NE		NE	NE	NE	NE		NE		NE	NE	NE
	Asian	68	13.6	8	11.8	56	11.2	7	12.5	0.93		Convergence criterion (GCONV=1E-8) satisfied.	0.32	2.75	-0.007		Algorithm converged.	-0.123	0.108	0.94		Algorithm converged.	0.36	2.44	0.9010		1.06		Algorithm converged.	0.41	2.75
	Other	2	0.4	2	100.0	4	0.8	0	0.0		*	Complete separation of data points detected.				*	ERROR: The mean parameter is either invalid or at a limit of its range for some observations.				*	WARNING: Negative of Hessian not positive definite.						*	WARNING: Negative of Hessian not positive definite.		
	Unknown	64	12.8	7	10.9	52	10.4	3	5.8	2.01		Convergence criterion (GCONV=1E-8) satisfied.	0.49	8.18	0.052		Algorithm converged.	-0.048	0.151	1.90		Algorithm converged.	0.52	6.97	0.3261		0.53		Algorithm converged.	0.14	1.94
ECOG performance status	0-1	235	47.0	26	11.1	202	40.4	21	10.4	1.07		Convergence criterion (GCONV=1E-8) satisfied.	0.58	1.97	0.007		Algorithm converged.	-0.051	0.065	1.06		Algorithm converged.	0.62	1.83	0.8225	0.3866	0.94		Algorithm converged.	0.55	1.62
	2	40	8.0	7	17.5	33	6.6	3	9.1	2.12		Convergence criterion (GCONV=1E-8) satisfied.	0.50	8.95	0.084		Algorithm converged.	-0.069	0.237	1.92		Algorithm converged.	0.54	6.87	0.3017		0.52		Algorithm converged.	0.15	1.85
	Missing	0	0.0	0	0.0	1	0.2	0	0.0	NE			NE	NE	NE		NE	NE	NE	NE		NE	NE	NE	NE		NE		NE	NE	NE
Cell of origin (determined by gene expression)	ABC	76	15,2	9	11,8	60	12,0	6	10,0	1,21		Convergence criterion (GCONV=1E-8) satisfied.	0,41	3,61	0,018		Algorithm converged.	-0,087	0,123	1,18		Algorithm converged.	0,45	3,14	0,7344	0,4802	0,84		Algorithm converged.	0,32	2,24
	GCB	113	22.6	16	14.2	95	19.0	8	8.4	1.79		Convergence criterion (GCONV=1E-8) satisfied.	0.73	4.40	0.057		Algorithm converged.	-0.028	0.143	1.68		Algorithm converged.	0.75	3.76	0.1980		0.59		Algorithm converged.	0.27	1.33
	Unclassified	24	4.8	3	12.5	39	7.8	7	17.9	0.65		Convergence criterion (GCONV=1E-8) satisfied.	0.15	2.81	-0.054		Algorithm converged.	-0.233	0.124	0.70		Algorithm converged.	0.20	2.44	0.5686		1.44		Algorithm converged.	0.41	5.03
	Unknown	62	12.4	5	8.1	42	8.4	3	7.1	1.14		Convergence criterion (GCONV=1E-8) satisfied.	0.26	5.05	0.009		Algorithm converged.	-0.094	0.112	1.13		Algorithm converged.	0.28	4.47	0.8633		0.89		Algorithm converged.	0.22	3.51
IPI score at Screening	1-2	110	22.0	12	10.9	105	21.0	13	12.4	0.87		Convergence criterion (GCONV=1E-8) satisfied.	0.38	2.00	-0.015		Algorithm converged.	-0.101	0.071	0.88		Algorithm converged.	0.42	1.84	0.7371	0.0779	1.13		Algorithm converged.	0.54	2.37
	3	114	22.8	14	12.3	81	16.2	10	12.3	0.99		Convergence criterion (GCONV=1E-8) satisfied.	0.42	2.36	-0.001		Algorithm converged.	-0.094	0.093	0.99		Algorithm converged.	0.47	2.13	0.9892		1.01		Algorithm converged.	0.47	2.15
	4-5	51	10.2	7	13.7	50	10.0	1	2.0	7.80		Convergence criterion (GCONV=1E-8) satisfied.	0.92	65.88	0.117		Algorithm converged.	0.015	0.219	6.86		Algorithm converged.	0.88	53.77	0.0299		0.15		Algorithm converged.	0.02	1.14
Baseline Bulky Disease	Present	105	21.0	8	7.6	97	19.4	6	6.2	1.25		Convergence criterion (GCONV=1E-8) satisfied.	0.42	3.74	0.014		Algorithm converged.	-0.055	0.084	1.23		Algorithm converged.	0.44	3.42	0.6893	0.8913	0.81		Algorithm converged.	0.29	2.26
	Absent	170	34.0	25	14.7	139	27.8	18	12.9	1.16		Convergence criterion (GCONV=1E-8) satisfied.	0.60	2.22	0.018		Algorithm converged.	-0.060	0.095	1.14		Algorithm converged.	0.65	1.99	0.6578		0.88		Algorithm converged.	0.50	1.55
Double Expressor Lymphoma by IHC (Central Review)	DEL	84	16,8	11	13,1	79	15,8	5	6,3	2,23		Convergence criterion (GCONV=1E-8) satisfied.	0,74	6,74	0,068		Algorithm converged.	-0,022	0,158	2,07		Algorithm converged.	0,75	5,69	0,1480	0,3298	0,48		Algorithm converged.	0,18	1,33
	Non DEL	144	28.8	20	13.9	125	25.0	15	12.0	1.18		Convergence criterion (GCONV=1E-8) satisfied.	0.58	2.42	0.019		Algorithm converged.	-0.061	0.099	1.16		Algorithm converged.	0.62	2.16	0.6466		0.86		Algorithm converged.	0.46	1.61
	Unknown	47	9.4	2	4.3	32	6.4	4	12.5	0.31		Convergence criterion (GCONV=1E-8) satisfied.	0.05	1.81	-0.082		Algorithm converged.	-0.211	0.046	0.34		Algorithm converged.	0.07	1.75	0.1772		2.94		Algorithm converged.	0.57	15.10
Double/Triple-Hit Lymphoma (Central Review)	DH/TH-	190	38,0	26	13,7	172	34,4	20	11,6	1,20		Convergence criterion (GCONV=1E-8) satisfied.	0,65	2,25	0,021		Algorithm converged.	-0,048	0,089	1,18		Algorithm converged.	0,68	2,03	0,5580	0,7414	0,85		Algorithm converged.	0,49	1,47
	DH/TH+	15	3.0	2	13.3	13	2.6	1	7.7	1.85		Convergence criterion (GCONV=1E-8) satisfied.	0.15	23.07	0.056		Algorithm converged.	-0.168	0.281	1.73		Algorithm converged.	0.18	16.99	0.6365		0.58		Algorithm converged.	0.06	5.66
	Unknown	70	14.0	5	7.1	51	10.2	3	5.9	1.23		Convergence criterion (GCONV=1E-8) satisfied.	0.28	5.40	0.013		Algorithm converged.	-0.076	0.101	1.21		Algorithm converged.	0.30	4.85	0.7838		0.82		Algorithm converged.	0.21	3.29

Test for interaction based on RR (Log-binomial regression)
* indicates convergence problem. Result is uninterpretable.
Clinical cut-off: 15JUN2022

Program: root/clinical_studies/RO5541077/CDPT7884/GO39942/data_analysis/ACE_BASE/prod/program/t_eff_resp.sas
Output: root/clinical_studies/RO5541077/CDPT7884/GO39942/data_analysis/ACE_FINAL_OS/prod/output/t_eff_resp_sg1_QC3010FU_IT_POOLED_15JUN2022_39942.xls
13MAR2023 19:27

POPULATION: Global and China Extension Population, Intent-To-Treat Population
ENDPOINT: EORTC QLQ-C30: Deterioration (MID=10) at FU Month 24
MODEL: Unstratified Analysis
STUDY: GO39942
Dichotomous Analysis by Subgroups (Efficacy)

EORTC QLQ-C30: Deterioration (MID=10) at FU24 in Insomnia

		Polatuzumab Vedotin + R-CHP (N=500)				R-CHOP (N=500)				Polatuzumab Vedotin + R-CHP vs. R-CHOP									
		Patients		Patients with Event		Patients		Patients with Event		Odds Ratio					Absolute Risk Difference				
Name	Level	n	%	n	%	n	%	n	%	Odds Ratio		Convergence Reason	95% Lower CL	95% Upper CL	Absolute Risk		Convergence Reason	95% Lower CL	95% Upper CL
All	n/a	275	55.0	32	11.6	242	48.4	36	14.9	0.75		Convergence criterion (GCONV=1E-8) satisfied.	0.45	1.26	-0.032		Algorithm converged.	-0.091	0.026
Sex	Male	142	28.4	11	7.7	119	23.8	15	12.6	0.58		Convergence criterion (GCONV=1E-8) satisfied.	0.26	1.32	-0.049		Algorithm converged.	-0.123	0.026
	Female	133	26.6	21	15.8	123	24.6	21	17.1	0.91		Convergence criterion (GCONV=1E-8) satisfied.	0.47	1.76	-0.013		Algorithm converged.	-0.104	0.078
Age	<= 60	90	18.0	6	6.7	74	14.8	13	17.6	0.34		Convergence criterion (GCONV=1E-8) satisfied.	0.12	0.93	-0.109		Algorithm converged.	-0.210	-0.008
	> 60	185	37.0	26	14.1	168	33.6	23	13.7	1.03		Convergence criterion (GCONV=1E-8) satisfied.	0.56	1.89	0.004		Algorithm converged.	-0.069	0.076
Geographic region	Western Europe/United States/Canada/Australia	172	34,4	20	11,6	158	31,6	28	17,7	0,61		Convergence criterion (GCONV=1E-8) satisfied.	0,33	1,14	-0,061		Algorithm converged.	-0,137	0,015
	Asia	66	13.2	8	12.1	53	10.6	4	7.5	1.69		Convergence criterion (GCONV=1E-8) satisfied.	0.48	5.95	0.046		Algorithm converged.	-0.060	0.152
	Rest of World	37	7.4	4	10.8	31	6.2	4	12.9	0.82		Convergence criterion (GCONV=1E-8) satisfied.	0.19	3.58	-0.021		Algorithm converged.	-0.176	0.134
Race/ethnicity	White	136	27.2	14	10.3	128	25.6	21	16.4	0.58		Convergence criterion (GCONV=1E-8) satisfied.	0.28	1.21	-0.061		Algorithm converged.	-0.143	0.021
	Black or African American	5	1,0	2	40,0	0	0,0	0	0,0	NE			NE	NE	NE		NE	NE	NE
	Asian	68	13.6	8	11.8	56	11.2	4	7.1	1.73		Convergence criterion (GCONV=1E-8) satisfied.	0.49	6.09	0.046		Algorithm converged.	-0.056	0.148
	Other	2	0,4	2	100,0	4	0,8	1	25,0		*	Quasi-complete separation of data points detected.				*	ERROR: The mean parameter is either invalid or at a limit of its range for some observations.		
	Unknown	64	12.8	6	9.4	54	10.8	10	18.5	0.46		Convergence criterion (GCONV=1E-8) satisfied.	0.15	1.35	-0.091		Algorithm converged.	-0.217	0.034
ECOG performance status	0-1	235	47.0	29	12.3	206	41.2	28	13.6	0.89		Convergence criterion (GCONV=1E-8) satisfied.	0.51	1.56	-0.013		Algorithm converged.	-0.075	0.050
	2	40	8.0	3	7.5	35	7.0	7	20.0	0.32		Convergence criterion (GCONV=1E-8) satisfied.	0.08	1.37	-0.125		Algorithm converged.	-0.281	0.031
	Missing	0	0.0	0	0.0	1	0.2	1	100.0	NE			NE	NE	NE		NE	NE	NE
Cell of origin (determined by gene expression)	ABC	76	15,2	9	11,8	61	12,2	13	21,3	0,50		Convergence criterion (GCONV=1E-8) satisfied.	0,20	1,25	-0,095		Algorithm converged.	-0,221	0,031
	GCB	112	22.4	11	9.8	98	19.6	15	15.3	0.60		Convergence criterion (GCONV=1E-8) satisfied.	0.26	1.38	-0.055		Algorithm converged.	-0.145	0.035
	Unclassified	24	4.8	2	8.3	41	8.2	5	12.2	0.65		Convergence criterion (GCONV=1E-8) satisfied.	0.12	3.67	-0.039		Algorithm converged.	-0.188	0.111
	Unknown	63	12.6	10	15.9	42	8.4	3	7.1	2.45		Convergence criterion (GCONV=1E-8) satisfied.	0.63	9.51	0.087		Algorithm converged.	-0.032	0.207
IPI score at Screening	1-2	110	22.0	8	7.3	107	21.4	20	18.7	0.34		Convergence criterion (GCONV=1E-8) satisfied.	0.14	0.81	-0.114		Algorithm converged.	-0.203	-0.026
	3	114	22.8	17	14.9	81	16.2	10	12.3	1.24		Convergence criterion (GCONV=1E-8) satisfied.	0.54	2.88	0.026		Algorithm converged.	-0.071	0.123
	4-5	51	10.2	7	13.7	54	10.8	6	11.1	1.27		Convergence criterion (GCONV=1E-8) satisfied.	0.40	4.08	0.026		Algorithm converged.	-0.100	0.152
Baseline Bulky Disease	Present	104	20.8	8	7.7	101	20.2	13	12.9	0.56		Convergence criterion (GCONV=1E-8) satisfied.	0.22	1.43	-0.052		Algorithm converged.	-0.135	0.031
	Absent	171	34.2	24	14.0	141	28.2	23	16.3	0.84		Convergence criterion (GCONV=1E-8) satisfied.	0.45	1.56	-0.023		Algorithm converged.	-0.103	0.057
Double Expressor Lymphoma by IHC (Central Review)	DEL	85	17,0	7	8,2	82	16,4	6	7,3	1,14		Convergence criterion (GCONV=1E-8) satisfied.	0,37	3,54	0,009		Algorithm converged.	-0,072	0,090
	Non DEL	143	28.6	17	11.9	127	25.4	28	22.0	0.48		Convergence criterion (GCONV=1E-8) satisfied.	0.25	0.92	-0.102		Algorithm converged.	-0.191	-0.012
	Unknown	47	9.4	8	17.0	33	6.6	2	6.1	3.18		Convergence criterion (GCONV=1E-8) satisfied.	0.63	16.06	0.110		Algorithm converged.	-0.025	0.244
Double/Triple-Hit Lymphoma (Central Review)	DH/TH-	190	38,0	20	10,5	177	35,4	27	15,3	0,65		Convergence criterion (GCONV=1E-8) satisfied.	0,35	1,21	-0,047		Algorithm converged.	-0,116	0,021
	DH/TH+	15	3.0	0	0.0	14	2.8	1	7.1		*	Quasi-complete separation of data points detected.				*	ERROR: Error in computing the link function, its derivatives, or the variance function.		
	Unknown	70	14.0	12	17.1	51	10.2	8	15.7	1.11		Convergence criterion (GCONV=1E-8) satisfied.	0.42	2.96	0.015		Algorithm converged.	-0.119	0.148

		Polatuzumab Vedotin + R-CHP vs. R-CHOP							R-CHOP vs. Polatuzumab Vedotin + R-CHP				
		Relative Risk							Relative Risk				
Name	Level	Relative Risk		Convergence Reason	95% Lower CL	95% Upper CL	p-value (Cochran-Mantel-Haenszel)	Interaction Test p-value (likelihood ratio)	Relative Risk		Convergence Reason	95% Lower CL	95% Upper CL
All	n/a	0.78		Algorithm converged.	0.50	1.22	0.2773		1.28		Algorithm converged.	0.82	1.99
Sex	Male	0.61		Algorithm converged.	0.29	1.29	0.1926	0.3836	1.63		Algorithm converged.	0.78	3.41
	Female	0.92		Algorithm converged.	0.53	1.61	0.7821		1.08		Algorithm converged.	0.62	1.88
Age	<= 60	0.38		Algorithm converged.	0.15	0.95	0.0305	0.0561	2.64		Algorithm converged.	1.05	6.59
	> 60	1.03		Algorithm converged.	0.61	1.73	0.9215		0.97		Algorithm converged.	0.58	1.64
Geographic region	Western Europe/United States/Canada/Australia	0,66		Algorithm converged.	0,39	1,12	0,1173	0,3562	1,52		Algorithm converged.	0,90	2,59
	Asia	1.61		Algorithm converged.	0.51	5.04	0.4122		0.62		Algorithm converged.	0.20	1.96
	Rest of World	0.84		Algorithm converged.	0.23	3.08	0.7912		1.19		Algorithm converged.	0.32	4.38
Race/ethnicity	White	0.63		Algorithm converged.	0.33	1.18	0.1441	NE	1.59		Algorithm converged.	0.85	3.00
	Black or African American	NE		NE	NE	NE	NE		NE		NE	NE	NE
	Asian	1.65		Algorithm converged.	0.52	5.19	0.3882		0.61		Algorithm converged.	0.19	1.91
	Other		*	ERROR: The mean parameter is either invalid or at a limit of its range for some observations.						*	ERROR: The mean parameter is either invalid or at a limit of its range for some observations.		
	Unknown	0.51		Algorithm converged.	0.20	1.30	0.1501		1.98		Algorithm converged.	0.77	5.08
ECOG performance status	0-1	0.91		Algorithm converged.	0.56	1.47	0.6962	0.1840	1.10		Algorithm converged.	0.68	1.79
	2	0.38		Algorithm converged.	0.10	1.34	0.1145		2.67		Algorithm converged.	0.75	9.54
	Missing	NE		NE	NE	NE	NE		NE		NE	NE	NE
Cell of origin (determined by gene expression)	ABC	0,56		Algorithm converged.	0,25	1,21	0,1349	0,9543	1,80		Algorithm converged.	0,82	3,93
	GCB	0.64		Algorithm converged.	0.31	1.33	0.2297		1.56		Algorithm converged.	0.75	3.23
	Unclassified	0.68		Algorithm converged.	0.14	3.25	0.6305		1.46		Algorithm converged.	0.31	6.97
	Unknown	2.22		Algorithm converged.	0.65	7.60	0.1854		0.45		Algorithm converged.	0.13	1.54
IPI score at Screening	1-2	0.39		Algorithm converged.	0.18	0.84	0.0123	0.0593	2.57		Algorithm converged.	1.18	5.58
	3	1.21		Algorithm converged.	0.58	2.50	0.6100		0.83		Algorithm converged.	0.40	1.71
	4-5	1.24		Algorithm converged.	0.44	3.43	0.6858		0.81		Algorithm converged.	0.29	2.25
Baseline Bulky Disease	Present	0.60		Algorithm converged.	0.26	1.38	0.2226	0.4667	1.67		Algorithm converged.	0.72	3.86
	Absent	0.86		Algorithm converged.	0.51	1.46	0.5764		1.16		Algorithm converged.	0.69	1.97
Double Expressor Lymphoma by IHC (Central Review)	DEL	1,13		Algorithm converged.	0,39	3,21	0,8253	0,2226	0,89		Algorithm converged.	0,31	2,53
	Non DEL	0.54		Algorithm converged.	0.31	0.94	0.0256		1.85		Algorithm converged.	1.07	3.22
	Unknown	2.81		Algorithm converged.	0.64	12.39	0.1470		0.36		Algorithm converged.	0.08	1.57
Double/Triple-Hit Lymphoma (Central Review)	DH/TH-	0,69		Algorithm converged.	0,40	1,19	0,1762	0,2903	1,45		Algorithm converged.	0,84	2,49
	DH/TH+	0.00		Algorithm converged.	0.00	NE	0.3006		>999.99		Algorithm converged.	0.00	NE
	Unknown	1.09		Algorithm converged.	0.48	2.48	0.8320		0.92		Algorithm converged.	0.40	2.07

Test for interaction based on RR (Log-binomial regression)
* indicates convergence problem. Result is uninterpretable.
Clinical cut-off: 15JUN2022

Program: root/clinical_studies/RO5541077/CDPT7884/GO39942/data_analysis/ACE_BASE/prod/program/t_eff_resp.sas
Output: root/clinical_studies/RO5541077/CDPT7884/GO39942/data_analysis/ACE_FINAL_OS/prod/output/t_eff_resp_sg1_QC3010FU_IT_POOLED_15JUN2022_39942.xls
13MAR2023 19:27

POPULATION: Global and China Extension Population, Intent-To-Treat Population, PRO-Evaluable for EORTC QLQ-C30
ENDPOINT: EORTC QoL 30
MODEL: Adjusted Analysis by IPI score, Bulky disease, Geographical region
STUDY: GO39942
Change from Baseline in EORTC QoL 30 (Analysis of MMRM)

EORTC QLQ-C30: Appetite loss

			Polatuzumab Vedotin + R-CHP (N=470)					R-CHOP (N=469)					Difference between Treatments (Polatuzumab Vedotin + R-CHP - R-CHOP)					
			N			Statistics		N			Statistics		Statistics					
Visit	Name	Level	Total	with baseline value	included in analysis[1]	LSMeans[2]	SE (LSMeans)	Total	with baseline value	included in analysis[1]	LSMeans[2]	SE (LSMeans)	LSMeans[3]	SE (LSMeans)	95% CI (LL)	95% CI (UL)	Population	Method
Baseline	All	n/a	470	470	0	NE	NE	469	469	0	NE	NE	NE	NE	NE	NE	Global and China Extension Population, Intent-To-Treat Population, PRO-Evaluable for EORTC QLQ-C30	adjusted
Cycle 2 Day 1	All	n/a	469	469	462	-3.46	1.25	462	462	452	-4.85	1.26	1.39	1.73	-2.01	4.79	Global and China Extension Population, Intent-To-Treat Population, PRO-Evaluable for EORTC QLQ-C30	adjusted
Cycle 3 Day 1	All	n/a	466	466	456	-5.07	1.12	454	454	445	-6.85	1.13	1.78	1.54	-1.25	4.81	Global and China Extension Population, Intent-To-Treat Population, PRO-Evaluable for EORTC QLQ-C30	adjusted
Cycle 5 Day 1	All	n/a	458	458	442	-4.38	1.21	437	437	425	-5.56	1.22	1.19	1.68	-2.11	4.48	Global and China Extension Population, Intent-To-Treat Population, PRO-Evaluable for EORTC QLQ-C30	adjusted
Treatment Comp Or Early Discon	All	n/a	458	458	440	-13.59	0.92	457	457	423	-15.22	0.93	1.62	1.25	-0.83	4.08	Global and China Extension Population, Intent-To-Treat Population, PRO-Evaluable for EORTC QLQ-C30	adjusted
Follow-Up Month 6	All	n/a	382	382	335	-16.99	0.77	368	368	314	-18.30	0.79	1.31	1.04	-0.74	3.36	Global and China Extension Population, Intent-To-Treat Population, PRO-Evaluable for EORTC QLQ-C30	adjusted
Follow-Up Month 12	All	n/a	359	359	312	-16.99	0.84	324	324	272	-18.08	0.90	1.09	1.17	-1.22	3.39	Global and China Extension Population, Intent-To-Treat Population, PRO-Evaluable for EORTC QLQ-C30	adjusted
Follow-Up Month 18	All	n/a	330	330	299	-18.13	0.82	294	294	265	-17.05	0.86	-1.08	1.13	-3.30	1.14	Global and China Extension Population, Intent-To-Treat Population, PRO-Evaluable for EORTC QLQ-C30	adjusted
Follow-Up Month 24	All	n/a	307	307	275	-16.93	0.84	271	271	241	-17.08	0.89	0.15	1.16	-2.14	2.44	Global and China Extension Population, Intent-To-Treat Population, PRO-Evaluable for EORTC QLQ-C30	adjusted
Follow-Up Month 36	All	n/a	119	119	92	-16.29	1.34	100	100	62	-16.99	1.59	0.70	2.05	-3.34	4.73	Global and China Extension Population, Intent-To-Treat Population, PRO-Evaluable for EORTC QLQ-C30	adjusted
Follow-Up Month 48	All	n/a	0	0	0	NE	NE	1	1	0	NE	NE	NE	NE	NE	NE	Global and China Extension Population, Intent-To-Treat Population, PRO-Evaluable for EORTC QLQ-C30	adjusted

[1] Patients with a value at baseline and a post-baseline value at the respective visit.
[2] LSMeans of change from baseline from MMRM (including all available records from all scheduled visits)
[3] Contrasts from MMRM
[4] Factors/Covariates: treatment, visit, treatment-by-visit interaction, baseline value. In addition, for the total population, adjusted for randomization stratification factors.
Clinical cut-off: 15JUN2022

Program: root/clinical_studies/RO5541077/CDPT7884/GO39942/data_analysis/ACE_BASE/prod/program/t_pro_mmrm2.sas
Output: root/clinical_studies/RO5541077/CDPT7884/GO39942/data_analysis/ACE_FINAL_OS/prod/output/t_pro_mmrm2_adj_EQC30_QLQC30pop_IT_POOLED_15JUN2022_39942.xls
09FEB2023 20:44

POPULATION: Global and China Extension Population, Intent-To-Treat Population, PRO-Evaluable for EORTC QLQ-C30
ENDPOINT: EORTC QoL 30
MODEL: Adjusted Analysis by IPI score, Bulky disease, Geographical region
STUDY: GO39942
Change from Baseline in EORTC QoL 30 (Analysis of MMRM)

EORTC QLQ-C30: Cognitive functioning

			Polatuzumab Vedotin + R-CHP (N=470)					R-CHOP (N=469)					Difference between Treatments (Polatuzumab Vedotin + R-CHP - R-CHOP)					
			N			Statistics		N			Statistics		Statistics					
Visit	Name	Level	Total	with baseline value	included in analysis[1]	LSMeans[2]	SE (LSMeans)	Total	with baseline value	included in analysis[1]	LSMeans[2]	SE (LSMeans)	LSMeans[3]	SE (LSMeans)	95% CI (LL)	95% CI (UL)	Population	Method
Baseline	All	n/a	470	469	0	NE	NE	469	465	0	NE	NE	NE	NE	NE	NE	Global and China Extension Population, Intent-To-Treat Population, PRO-Evaluable for EORTC QLQ-C30	adjusted
Cycle 2 Day 1	All	n/a	469	468	461	1.13	0.71	462	458	447	2.14	0.71	-1.01	0.92	-2.82	0.80	Global and China Extension Population, Intent-To-Treat Population, PRO-Evaluable for EORTC QLQ-C30	adjusted
Cycle 3 Day 1	All	n/a	466	465	455	1.31	0.74	454	450	442	2.08	0.75	-0.77	0.97	-2.68	1.14	Global and China Extension Population, Intent-To-Treat Population, PRO-Evaluable for EORTC QLQ-C30	adjusted
Cycle 5 Day 1	All	n/a	458	457	441	0.93	0.82	437	433	424	-0.41	0.83	1.35	1.10	-0.81	3.50	Global and China Extension Population, Intent-To-Treat Population, PRO-Evaluable for EORTC QLQ-C30	adjusted
Treatment Comp Or Early Discon	All	n/a	458	457	438	1.29	0.84	457	453	422	0.36	0.84	0.93	1.12	-1.26	3.13	Global and China Extension Population, Intent-To-Treat Population, PRO-Evaluable for EORTC QLQ-C30	adjusted
Follow-Up Month 6	All	n/a	382	381	332	2.01	0.89	368	365	307	0.82	0.91	1.19	1.21	-1.18	3.56	Global and China Extension Population, Intent-To-Treat Population, PRO-Evaluable for EORTC QLQ-C30	adjusted
Follow-Up Month 12	All	n/a	359	358	312	0.98	0.93	324	321	267	1.99	0.98	-1.01	1.29	-3.54	1.52	Global and China Extension Population, Intent-To-Treat Population, PRO-Evaluable for EORTC QLQ-C30	adjusted
Follow-Up Month 18	All	n/a	330	329	298	1.58	0.90	294	292	265	1.67	0.94	-0.09	1.23	-2.51	2.33	Global and China Extension Population, Intent-To-Treat Population, PRO-Evaluable for EORTC QLQ-C30	adjusted
Follow-Up Month 24	All	n/a	307	306	275	0.50	0.95	271	269	237	1.75	1.00	-1.25	1.32	-3.84	1.34	Global and China Extension Population, Intent-To-Treat Population, PRO-Evaluable for EORTC QLQ-C30	adjusted
Follow-Up Month 36	All	n/a	119	119	91	0.64	1.64	100	99	60	0.07	1.98	0.56	2.54	-4.45	5.58	Global and China Extension Population, Intent-To-Treat Population, PRO-Evaluable for EORTC QLQ-C30	adjusted
Follow-Up Month 48	All	n/a	0	0	0	NE	NE	1	1	0	NE	NE	NE	NE	NE	NE	Global and China Extension Population, Intent-To-Treat Population, PRO-Evaluable for EORTC QLQ-C30	adjusted

[1] Patients with a value at baseline and a post-baseline value at the respective visit.
[2] LSMeans of change from baseline from MMRM (including all available records from all scheduled visits)
[3] Contrasts from MMRM
[4] Factors/Covariates: treatment, visit, treatment-by-visit interaction, baseline value. In addition, for the total population, adjusted for randomization stratification factors.
Clinical cut-off: 15JUN2022

Program: root/clinical_studies/RO5541077/CDPT7884/GO39942/data_analysis/ACE_BASE/prod/program/t_pro_mmrm2.sas
Output: root/clinical_studies/RO5541077/CDPT7884/GO39942/data_analysis/ACE_FINAL_OS/prod/output/t_pro_mmrm2_adj_EQC30_QLQC30pop_IT_POOLED_15JUN2022_39942.xls
09FEB2023 20:44

POPULATION: Global and China Extension Population, Intent-To-Treat Population, PRO-Evaluable for EORTC QLQ-C30
ENDPOINT: EORTC QoL 30
MODEL: Adjusted Analysis by IPI score, Bulky disease, Geographical region
STUDY: GO39942
Change from Baseline in EORTC QoL 30 (Analysis of MMRM)

EORTC QLQ-C30: Constipation

			Polatuzumab Vedotin + R-CHP (N=470)					R-CHOP (N=469)					Difference between Treatments (Polatuzumab Vedotin + R-CHP - R-CHOP)					
			N			Statistics		N			Statistics		Statistics					
Visit	Name	Level	Total	with baseline value	included in analysis[1]	LSMeans[2]	SE (LSMeans)	Total	with baseline value	included in analysis[1]	LSMeans[2]	SE (LSMeans)	LSMeans[3]	SE (LSMeans)	95% CI (LL)	95% CI (UL)	Population	Method
Baseline	All	n/a	470	464	0	NE	NE	469	463	0	NE	NE	NE	NE	NE	NE	Global and China Extension Population, Intent-To-Treat Population, PRO-Evaluable for EORTC QLQ-C30	adjusted
Cycle 2 Day 1	All	n/a	469	463	452	-4.44	1.16	462	456	443	-1.61	1.17	-2.83	1.58	-5.93	0.27	Global and China Extension Population, Intent-To-Treat Population, PRO-Evaluable for EORTC QLQ-C30	adjusted
Cycle 3 Day 1	All	n/a	466	460	449	-5.65	1.12	454	448	439	-3.24	1.13	-2.40	1.52	-5.39	0.58	Global and China Extension Population, Intent-To-Treat Population, PRO-Evaluable for EORTC QLQ-C30	adjusted
Cycle 5 Day 1	All	n/a	458	452	437	-7.27	1.09	437	431	416	-5.13	1.11	-2.14	1.48	-5.05	0.77	Global and China Extension Population, Intent-To-Treat Population, PRO-Evaluable for EORTC QLQ-C30	adjusted
Treatment Comp Or Early Discon	All	n/a	458	453	436	-10.70	0.91	457	451	416	-11.81	0.92	1.12	1.21	-1.25	3.49	Global and China Extension Population, Intent-To-Treat Population, PRO-Evaluable for EORTC QLQ-C30	adjusted
Follow-Up Month 6	All	n/a	382	377	328	-11.32	0.98	368	364	306	-11.23	1.00	-0.09	1.32	-2.68	2.49	Global and China Extension Population, Intent-To-Treat Population, PRO-Evaluable for EORTC QLQ-C30	adjusted
Follow-Up Month 12	All	n/a	359	354	309	-8.69	1.07	324	321	266	-11.80	1.12	3.11	1.47	0.22	6.00	Global and China Extension Population, Intent-To-Treat Population, PRO-Evaluable for EORTC QLQ-C30	adjusted
Follow-Up Month 18	All	n/a	330	326	296	-9.31	1.15	294	291	262	-10.43	1.21	1.12	1.60	-2.01	4.26	Global and China Extension Population, Intent-To-Treat Population, PRO-Evaluable for EORTC QLQ-C30	adjusted
Follow-Up Month 24	All	n/a	307	303	274	-9.68	1.13	271	269	240	-12.53	1.18	2.84	1.56	-0.22	5.91	Global and China Extension Population, Intent-To-Treat Population, PRO-Evaluable for EORTC QLQ-C30	adjusted
Follow-Up Month 36	All	n/a	119	119	92	-9.93	1.57	100	99	60	-11.85	1.89	1.92	2.41	-2.83	6.67	Global and China Extension Population, Intent-To-Treat Population, PRO-Evaluable for EORTC QLQ-C30	adjusted
Follow-Up Month 48	All	n/a	0	0	0	NE	NE	1	1	0	NE	NE	NE	NE	NE	NE	Global and China Extension Population, Intent-To-Treat Population, PRO-Evaluable for EORTC QLQ-C30	adjusted

[1] Patients with a value at baseline and a post-baseline value at the respective visit.
[2] LSMeans of change from baseline from MMRM (including all available records from all scheduled visits)
[3] Contrasts from MMRM
[4] Factors/Covariates: treatment, visit, treatment-by-visit interaction, baseline value. In addition, for the total population, adjusted for randomization stratification factors.
Clinical cut-off: 15JUN2022

Program: root/clinical_studies/RO5541077/CDPT7884/GO39942/data_analysis/ACE_BASE/prod/program/t_pro_mmrm2.sas
Output: root/clinical_studies/RO5541077/CDPT7884/GO39942/data_analysis/ACE_FINAL_OS/prod/output/t_pro_mmrm2_adj_EQC30_QLQC30pop_IT_POOLED_15JUN2022_39942.xls
09FEB2023 20:44

POPULATION: Global and China Extension Population, Intent-To-Treat Population, PRO-Evaluable for EORTC QLQ-C30
ENDPOINT: EORTC QoL 30
MODEL: Adjusted Analysis by IPI score, Bulky disease, Geographical region
STUDY: GO39942
Change from Baseline in EORTC QoL 30 (Analysis of MMRM)

EORTC QLQ-C30: Diarrhoea

			Polatuzumab Vedotin + R-CHP (N=470)					R-CHOP (N=469)					Difference between Treatments (Polatuzumab Vedotin + R-CHP - R-CHOP)					
			N			Statistics		N			Statistics		Statistics					
Visit	Name	Level	Total	with baseline value	included in analysis[1]	LSMeans[2]	SE (LSMeans)	Total	with baseline value	included in analysis[1]	LSMeans[2]	SE (LSMeans)	LSMeans[3]	SE (LSMeans)	95% CI (LL)	95% CI (UL)	Population	Method
Baseline	All	n/a	470	466	0	NE	NE	469	465	0	NE	NE	NE	NE	NE	NE	Global and China Extension Population, Intent-To-Treat Population, PRO-Evaluable for EORTC QLQ-C30	adjusted
Cycle 2 Day 1	All	n/a	469	465	458	6.17	1.05	462	458	447	0.20	1.06	5.97	1.44	3.15	8.80	Global and China Extension Population, Intent-To-Treat Population, PRO-Evaluable for EORTC QLQ-C30	adjusted
Cycle 3 Day 1	All	n/a	466	462	452	1.75	0.94	454	450	440	-0.14	0.94	1.89	1.27	-0.60	4.39	Global and China Extension Population, Intent-To-Treat Population, PRO-Evaluable for EORTC QLQ-C30	adjusted
Cycle 5 Day 1	All	n/a	458	454	438	1.98	0.93	437	433	424	0.24	0.95	1.74	1.27	-0.75	4.24	Global and China Extension Population, Intent-To-Treat Population, PRO-Evaluable for EORTC QLQ-C30	adjusted
Treatment Comp Or Early Discon	All	n/a	458	454	434	-1.57	0.83	457	453	422	-2.00	0.83	0.43	1.11	-1.74	2.61	Global and China Extension Population, Intent-To-Treat Population, PRO-Evaluable for EORTC QLQ-C30	adjusted
Follow-Up Month 6	All	n/a	382	378	328	-1.06	0.90	368	365	306	-1.99	0.92	0.93	1.23	-1.48	3.34	Global and China Extension Population, Intent-To-Treat Population, PRO-Evaluable for EORTC QLQ-C30	adjusted
Follow-Up Month 12	All	n/a	359	355	310	-1.14	0.92	324	321	267	-2.77	0.98	1.63	1.29	-0.90	4.17	Global and China Extension Population, Intent-To-Treat Population, PRO-Evaluable for EORTC QLQ-C30	adjusted
Follow-Up Month 18	All	n/a	330	326	296	-1.91	0.89	294	292	265	-3.04	0.94	1.12	1.23	-1.29	3.54	Global and China Extension Population, Intent-To-Treat Population, PRO-Evaluable for EORTC QLQ-C30	adjusted
Follow-Up Month 24	All	n/a	307	303	272	-2.11	1.00	271	269	239	-0.40	1.06	-1.71	1.41	-4.48	1.06	Global and China Extension Population, Intent-To-Treat Population, PRO-Evaluable for EORTC QLQ-C30	adjusted
Follow-Up Month 36	All	n/a	119	117	89	-0.42	1.60	100	99	60	-2.48	1.93	2.05	2.47	-2.82	6.93	Global and China Extension Population, Intent-To-Treat Population, PRO-Evaluable for EORTC QLQ-C30	adjusted
Follow-Up Month 48	All	n/a	0	0	0	NE	NE	1	1	0	NE	NE	NE	NE	NE	NE	Global and China Extension Population, Intent-To-Treat Population, PRO-Evaluable for EORTC QLQ-C30	adjusted

[1] Patients with a value at baseline and a post-baseline value at the respective visit.
[2] LSMeans of change from baseline from MMRM (including all available records from all scheduled visits)
[3] Contrasts from MMRM
[4] Factors/Covariates: treatment, visit, treatment-by-visit interaction, baseline value. In addition, for the total population, adjusted for randomization stratification factors.
Clinical cut-off: 15JUN2022

Program: root/clinical_studies/RO5541077/CDPT7884/GO39942/data_analysis/ACE_BASE/prod/program/t_pro_mmrm2.sas
Output: root/clinical_studies/RO5541077/CDPT7884/GO39942/data_analysis/ACE_FINAL_OS/prod/output/t_pro_mmrm2_adj_EQC30_QLQC30pop_IT_POOLED_15JUN2022_39942.xls
09FEB2023 20:44

POPULATION: Global and China Extension Population, Intent-To-Treat Population, PRO-Evaluable for EORTC QLQ-C30
ENDPOINT: EORTC QoL 30
MODEL: Adjusted Analysis by IPI score, Bulky disease, Geographical region
STUDY: GO39942
Change from Baseline in EORTC QoL 30 (Analysis of MMRM)

EORTC QLQ-C30: Dyspnoea

			Polatuzumab Vedotin + R-CHP (N=470)					R-CHOP (N=469)					Difference between Treatments (Polatuzumab Vedotin + R-CHP - R-CHOP)					
			N			Statistics		N			Statistics		Statistics					
Visit	Name	Level	Total	with baseline value	included in analysis[1]	LSMeans[2]	SE (LSMeans)	Total	with baseline value	included in analysis[1]	LSMeans[2]	SE (LSMeans)	LSMeans[3]	SE (LSMeans)	95% CI (LL)	95% CI (UL)	Population	Method
Baseline	All	n/a	470	470	0	NE	NE	469	468	0	NE	NE	NE	NE	NE	NE	Global and China Extension Population, Intent-To-Treat Population, PRO-Evaluable for EORTC QLQ-C30	adjusted
Cycle 2 Day 1	All	n/a	469	469	462	-4.03	0.94	462	461	451	-4.01	0.94	-0.02	1.24	-2.45	2.41	Global and China Extension Population, Intent-To-Treat Population, PRO-Evaluable for EORTC QLQ-C30	adjusted
Cycle 3 Day 1	All	n/a	466	466	455	-2.06	1.01	454	453	444	-2.66	1.02	0.61	1.35	-2.03	3.25	Global and China Extension Population, Intent-To-Treat Population, PRO-Evaluable for EORTC QLQ-C30	adjusted
Cycle 5 Day 1	All	n/a	458	458	438	-1.42	1.10	437	436	426	0.12	1.11	-1.54	1.48	-4.44	1.36	Global and China Extension Population, Intent-To-Treat Population, PRO-Evaluable for EORTC QLQ-C30	adjusted
Treatment Comp Or Early Discon	All	n/a	458	458	441	-3.26	1.03	457	456	424	-4.60	1.04	1.33	1.37	-1.36	4.03	Global and China Extension Population, Intent-To-Treat Population, PRO-Evaluable for EORTC QLQ-C30	adjusted
Follow-Up Month 6	All	n/a	382	382	335	-3.95	1.04	368	367	312	-5.21	1.07	1.26	1.41	-1.51	4.03	Global and China Extension Population, Intent-To-Treat Population, PRO-Evaluable for EORTC QLQ-C30	adjusted
Follow-Up Month 12	All	n/a	359	359	312	-4.75	1.14	324	323	270	-2.99	1.20	-1.77	1.57	-4.85	1.32	Global and China Extension Population, Intent-To-Treat Population, PRO-Evaluable for EORTC QLQ-C30	adjusted
Follow-Up Month 18	All	n/a	330	330	299	-6.29	1.13	294	293	265	-3.64	1.18	-2.65	1.55	-5.69	0.39	Global and China Extension Population, Intent-To-Treat Population, PRO-Evaluable for EORTC QLQ-C30	adjusted
Follow-Up Month 24	All	n/a	307	307	275	-5.34	1.15	271	270	241	-2.82	1.21	-2.53	1.59	-5.65	0.59	Global and China Extension Population, Intent-To-Treat Population, PRO-Evaluable for EORTC QLQ-C30	adjusted
Follow-Up Month 36	All	n/a	119	119	92	-2.80	1.99	100	100	62	-3.39	2.38	0.59	3.07	-5.46	6.64	Global and China Extension Population, Intent-To-Treat Population, PRO-Evaluable for EORTC QLQ-C30	adjusted
Follow-Up Month 48	All	n/a	0	0	0	NE	NE	1	1	0	NE	NE	NE	NE	NE	NE	Global and China Extension Population, Intent-To-Treat Population, PRO-Evaluable for EORTC QLQ-C30	adjusted

[1] Patients with a value at baseline and a post-baseline value at the respective visit.
[2] LSMeans of change from baseline from MMRM (including all available records from all scheduled visits)
[3] Contrasts from MMRM
[4] Factors/Covariates: treatment, visit, treatment-by-visit interaction, baseline value. In addition, for the total population, adjusted for randomization stratification factors.
Clinical cut-off: 15JUN2022

Program: root/clinical_studies/RO5541077/CDPT7884/GO39942/data_analysis/ACE_BASE/prod/program/t_pro_mmrm2.sas
Output: root/clinical_studies/RO5541077/CDPT7884/GO39942/data_analysis/ACE_FINAL_OS/prod/output/t_pro_mmrm2_adj_EQC30_QLQC30pop_IT_POOLED_15JUN2022_39942.xls
09FEB2023 20:44

POPULATION: Global and China Extension Population, Intent-To-Treat Population, PRO-Evaluable for EORTC QLQ-C30
ENDPOINT: EORTC QoL 30
MODEL: Adjusted Analysis by IPI score, Bulky disease, Geographical region
STUDY: GO39942
Change from Baseline in EORTC QoL 30 (Analysis of MMRM)

EORTC QLQ-C30: Emotional functioning

			Polatuzumab Vedotin + R-CHP (N=470)					R-CHOP (N=469)					Difference between Treatments (Polatuzumab Vedotin + R-CHP - R-CHOP)					
			N			Statistics		N			Statistics		Statistics					
Visit	Name	Level	Total	with baseline value	included in analysis[1]	LSMeans[2]	SE (LSMeans)	Total	with baseline value	included in analysis[1]	LSMeans[2]	SE (LSMeans)	LSMeans[3]	SE (LSMeans)	95% CI (LL)	95% CI (UL)	Population	Method
Baseline	All	n/a	470	469	0	NE	NE	469	466	0	NE	NE	NE	NE	NE	NE	Global and China Extension Population, Intent-To-Treat Population, PRO-Evaluable for EORTC QLQ-C30	adjusted
Cycle 2 Day 1	All	n/a	469	468	460	7.84	0.74	462	459	448	8.24	0.74	-0.40	0.96	-2.27	1.48	Global and China Extension Population, Intent-To-Treat Population, PRO-Evaluable for EORTC QLQ-C30	adjusted
Cycle 3 Day 1	All	n/a	466	465	455	8.37	0.79	454	451	443	7.97	0.79	0.40	1.04	-1.63	2.44	Global and China Extension Population, Intent-To-Treat Population, PRO-Evaluable for EORTC QLQ-C30	adjusted
Cycle 5 Day 1	All	n/a	458	457	441	8.56	0.84	437	434	425	7.00	0.85	1.56	1.12	-0.64	3.75	Global and China Extension Population, Intent-To-Treat Population, PRO-Evaluable for EORTC QLQ-C30	adjusted
Treatment Comp Or Early Discon	All	n/a	458	457	438	9.41	0.82	457	454	423	9.16	0.82	0.25	1.09	-1.88	2.39	Global and China Extension Population, Intent-To-Treat Population, PRO-Evaluable for EORTC QLQ-C30	adjusted
Follow-Up Month 6	All	n/a	382	381	332	9.03	0.89	368	365	307	11.40	0.92	-2.37	1.21	-4.75	0.01	Global and China Extension Population, Intent-To-Treat Population, PRO-Evaluable for EORTC QLQ-C30	adjusted
Follow-Up Month 12	All	n/a	359	358	312	9.43	0.92	324	321	267	12.12	0.97	-2.69	1.27	-5.19	-0.19	Global and China Extension Population, Intent-To-Treat Population, PRO-Evaluable for EORTC QLQ-C30	adjusted
Follow-Up Month 18	All	n/a	330	329	298	9.34	0.89	294	292	265	12.34	0.93	-3.00	1.22	-5.40	-0.60	Global and China Extension Population, Intent-To-Treat Population, PRO-Evaluable for EORTC QLQ-C30	adjusted
Follow-Up Month 24	All	n/a	307	306	275	10.35	0.95	271	269	237	12.45	1.00	-2.10	1.31	-4.67	0.47	Global and China Extension Population, Intent-To-Treat Population, PRO-Evaluable for EORTC QLQ-C30	adjusted
Follow-Up Month 36	All	n/a	119	119	91	10.20	1.46	100	99	60	11.85	1.74	-1.65	2.24	-6.06	2.76	Global and China Extension Population, Intent-To-Treat Population, PRO-Evaluable for EORTC QLQ-C30	adjusted
Follow-Up Month 48	All	n/a	0	0	0	NE	NE	1	1	0	NE	NE	NE	NE	NE	NE	Global and China Extension Population, Intent-To-Treat Population, PRO-Evaluable for EORTC QLQ-C30	adjusted

[1] Patients with a value at baseline and a post-baseline value at the respective visit.
[2] LSMeans of change from baseline from MMRM (including all available records from all scheduled visits)
[3] Contrasts from MMRM
[4] Factors/Covariates: treatment, visit, treatment-by-visit interaction, baseline value. In addition, for the total population, adjusted for randomization stratification factors.
Clinical cut-off: 15JUN2022

Program: root/clinical_studies/RO5541077/CDPT7884/GO39942/data_analysis/ACE_BASE/prod/program/t_pro_mmrm2.sas
Output: root/clinical_studies/RO5541077/CDPT7884/GO39942/data_analysis/ACE_FINAL_OS/prod/output/t_pro_mmrm2_adj_EQC30_QLQC30pop_IT_POOLED_15JUN2022_39942.xls
09FEB2023 20:44

POPULATION: Global and China Extension Population, Intent-To-Treat Population, PRO-Evaluable for EORTC QLQ-C30
ENDPOINT: EORTC QoL 30
MODEL: Adjusted Analysis by IPI score, Bulky disease, Geographical region
STUDY: GO39942
Change from Baseline in EORTC QoL 30 (Analysis of MMRM)

EORTC QLQ-C30: Fatigue

			Polatuzumab Vedotin + R-CHP (N=470)					R-CHOP (N=469)					Difference between Treatments (Polatuzumab Vedotin + R-CHP - R-CHOP)					
			N			Statistics		N			Statistics		Statistics					
Visit	Name	Level	Total	with baseline value	included in analysis[1]	LSMeans[2]	SE (LSMeans)	Total	with baseline value	included in analysis[1]	LSMeans[2]	SE (LSMeans)	LSMeans[3]	SE (LSMeans)	95% CI (LL)	95% CI (UL)	Population	Method
Baseline	All	n/a	470	470	0	NE	NE	469	469	0	NE	NE	NE	NE	NE	NE	Global and China Extension Population, Intent-To-Treat Population, PRO-Evaluable for EORTC QLQ-C30	adjusted
Cycle 2 Day 1	All	n/a	469	469	463	-1.23	0.98	462	462	453	-2.61	0.98	1.38	1.27	-1.12	3.88	Global and China Extension Population, Intent-To-Treat Population, PRO-Evaluable for EORTC QLQ-C30	adjusted
Cycle 3 Day 1	All	n/a	466	466	456	-3.36	1.03	454	454	445	-2.71	1.04	-0.65	1.36	-3.33	2.02	Global and China Extension Population, Intent-To-Treat Population, PRO-Evaluable for EORTC QLQ-C30	adjusted
Cycle 5 Day 1	All	n/a	458	458	442	-2.74	1.12	437	437	427	-1.10	1.13	-1.64	1.50	-4.57	1.30	Global and China Extension Population, Intent-To-Treat Population, PRO-Evaluable for EORTC QLQ-C30	adjusted
Treatment Comp Or Early Discon	All	n/a	458	458	441	-10.24	1.04	457	457	423	-7.81	1.05	-2.42	1.38	-5.14	0.29	Global and China Extension Population, Intent-To-Treat Population, PRO-Evaluable for EORTC QLQ-C30	adjusted
Follow-Up Month 6	All	n/a	382	382	335	-13.20	1.07	368	368	314	-13.00	1.09	-0.20	1.44	-3.02	2.62	Global and China Extension Population, Intent-To-Treat Population, PRO-Evaluable for EORTC QLQ-C30	adjusted
Follow-Up Month 12	All	n/a	359	359	312	-14.03	1.13	324	324	272	-13.33	1.18	-0.70	1.54	-3.73	2.33	Global and China Extension Population, Intent-To-Treat Population, PRO-Evaluable for EORTC QLQ-C30	adjusted
Follow-Up Month 18	All	n/a	330	330	299	-15.30	1.14	294	294	265	-13.22	1.18	-2.08	1.55	-5.13	0.96	Global and China Extension Population, Intent-To-Treat Population, PRO-Evaluable for EORTC QLQ-C30	adjusted
Follow-Up Month 24	All	n/a	307	307	275	-14.78	1.13	271	271	242	-14.82	1.18	0.05	1.54	-2.97	3.07	Global and China Extension Population, Intent-To-Treat Population, PRO-Evaluable for EORTC QLQ-C30	adjusted
Follow-Up Month 36	All	n/a	119	119	92	-14.03	1.78	100	100	61	-14.74	2.11	0.71	2.71	-4.64	6.05	Global and China Extension Population, Intent-To-Treat Population, PRO-Evaluable for EORTC QLQ-C30	adjusted
Follow-Up Month 48	All	n/a	0	0	0	NE	NE	1	1	0	NE	NE	NE	NE	NE	NE	Global and China Extension Population, Intent-To-Treat Population, PRO-Evaluable for EORTC QLQ-C30	adjusted

[1] Patients with a value at baseline and a post-baseline value at the respective visit.
[2] LSMeans of change from baseline from MMRM (including all available records from all scheduled visits)
[3] Contrasts from MMRM
[4] Factors/Covariates: treatment, visit, treatment-by-visit interaction, baseline value. In addition, for the total population, adjusted for randomization stratification factors.
Clinical cut-off: 15JUN2022

Program: root/clinical_studies/RO5541077/CDPT7884/GO39942/data_analysis/ACE_BASE/prod/program/t_pro_mmrm2.sas
Output: root/clinical_studies/RO5541077/CDPT7884/GO39942/data_analysis/ACE_FINAL_OS/prod/output/t_pro_mmrm2_adj_EQC30_QLQC30pop_IT_POOLED_15JUN2022_39942.xls
09FEB2023 20:44

POPULATION: Global and China Extension Population, Intent-To-Treat Population, PRO-Evaluable for EORTC QLQ-C30
ENDPOINT: EORTC QoL 30
MODEL: Adjusted Analysis by IPI score, Bulky disease, Geographical region
STUDY: GO39942
Change from Baseline in EORTC QoL 30 (Analysis of MMRM)

EORTC QLQ-C30: Financial difficulties

			Polatuzumab Vedotin + R-CHP (N=470)					R-CHOP (N=469)					Difference between Treatments (Polatuzumab Vedotin + R-CHP - R-CHOP)					
			N			Statistics		N			Statistics		Statistics					
Visit	Name	Level	Total	with baseline value	included in analysis[1]	LSMeans[2]	SE (LSMeans)	Total	with baseline value	included in analysis[1]	LSMeans[2]	SE (LSMeans)	LSMeans[3]	SE (LSMeans)	95% CI (LL)	95% CI (UL)	Population	Method
Baseline	All	n/a	470	466	0	NE	NE	469	462	0	NE	NE	NE	NE	NE	NE	Global and China Extension Population, Intent-To-Treat Population, PRO-Evaluable for EORTC QLQ-C30	adjusted
Cycle 2 Day 1	All	n/a	469	465	456	-4.36	1.03	462	455	444	-3.47	1.04	-0.89	1.37	-3.58	1.79	Global and China Extension Population, Intent-To-Treat Population, PRO-Evaluable for EORTC QLQ-C30	adjusted
Cycle 3 Day 1	All	n/a	466	462	450	-3.43	1.07	454	447	440	-4.35	1.08	0.92	1.43	-1.88	3.73	Global and China Extension Population, Intent-To-Treat Population, PRO-Evaluable for EORTC QLQ-C30	adjusted
Cycle 5 Day 1	All	n/a	458	454	437	-3.70	1.09	437	430	420	-4.02	1.10	0.33	1.46	-2.53	3.19	Global and China Extension Population, Intent-To-Treat Population, PRO-Evaluable for EORTC QLQ-C30	adjusted
Treatment Comp Or Early Discon	All	n/a	458	454	431	-4.03	1.10	457	450	417	-6.36	1.11	2.33	1.47	-0.56	5.21	Global and China Extension Population, Intent-To-Treat Population, PRO-Evaluable for EORTC QLQ-C30	adjusted
Follow-Up Month 6	All	n/a	382	378	329	-8.42	1.09	368	363	305	-8.76	1.12	0.34	1.47	-2.54	3.23	Global and China Extension Population, Intent-To-Treat Population, PRO-Evaluable for EORTC QLQ-C30	adjusted
Follow-Up Month 12	All	n/a	359	356	308	-11.20	1.09	324	319	266	-9.21	1.15	-1.99	1.49	-4.92	0.94	Global and China Extension Population, Intent-To-Treat Population, PRO-Evaluable for EORTC QLQ-C30	adjusted
Follow-Up Month 18	All	n/a	330	327	295	-10.56	1.11	294	290	262	-11.62	1.16	1.06	1.51	-1.91	4.03	Global and China Extension Population, Intent-To-Treat Population, PRO-Evaluable for EORTC QLQ-C30	adjusted
Follow-Up Month 24	All	n/a	307	304	274	-10.87	1.13	271	267	234	-12.83	1.20	1.95	1.55	-1.09	5.00	Global and China Extension Population, Intent-To-Treat Population, PRO-Evaluable for EORTC QLQ-C30	adjusted
Follow-Up Month 36	All	n/a	119	117	89	-10.25	1.87	100	98	59	-11.52	2.26	1.26	2.88	-4.43	6.95	Global and China Extension Population, Intent-To-Treat Population, PRO-Evaluable for EORTC QLQ-C30	adjusted
Follow-Up Month 48	All	n/a	0	0	0	NE	NE	1	1	0	NE	NE	NE	NE	NE	NE	Global and China Extension Population, Intent-To-Treat Population, PRO-Evaluable for EORTC QLQ-C30	adjusted

[1] Patients with a value at baseline and a post-baseline value at the respective visit.
[2] LSMeans of change from baseline from MMRM (including all available records from all scheduled visits)
[3] Contrasts from MMRM
[4] Factors/Covariates: treatment, visit, treatment-by-visit interaction, baseline value. In addition, for the total population, adjusted for randomization stratification factors.
Clinical cut-off: 15JUN2022

Program: root/clinical_studies/RO5541077/CDPT7884/GO39942/data_analysis/ACE_BASE/prod/program/t_pro_mmrm2.sas
Output: root/clinical_studies/RO5541077/CDPT7884/GO39942/data_analysis/ACE_FINAL_OS/prod/output/t_pro_mmrm2_adj_EQC30_QLQC30pop_IT_POOLED_15JUN2022_39942.xls
09FEB2023 20:44

POPULATION: Global and China Extension Population, Intent-To-Treat Population, PRO-Evaluable for EORTC QLQ-C30
ENDPOINT: EORTC QoL 30
MODEL: Adjusted Analysis by IPI score, Bulky disease, Geographical region
STUDY: GO39942
Change from Baseline in EORTC QoL 30 (Analysis of MMRM)

EORTC QLQ-C30: Nausea and vomiting

			Polatuzumab Vedotin + R-CHP (N=470)					R-CHOP (N=469)					Difference between Treatments (Polatuzumab Vedotin + R-CHP - R-CHOP)					
			N			Statistics		N			Statistics		Statistics					
Visit	Name	Level	Total	with baseline value	included in analysis[1]	LSMeans[2]	SE (LSMeans)	Total	with baseline value	included in analysis[1]	LSMeans[2]	SE (LSMeans)	LSMeans[3]	SE (LSMeans)	95% CI (LL)	95% CI (UL)	Population	Method
Baseline	All	n/a	470	470	0	NE	NE	469	469	0	NE	NE	NE	NE	NE	NE	Global and China Extension Population, Intent-To-Treat Population, PRO-Evaluable for EORTC QLQ-C30	adjusted
Cycle 2 Day 1	All	n/a	469	469	463	1.87	0.72	462	462	453	1.12	0.72	0.75	1.00	-1.21	2.71	Global and China Extension Population, Intent-To-Treat Population, PRO-Evaluable for EORTC QLQ-C30	adjusted
Cycle 3 Day 1	All	n/a	466	466	456	1.77	0.69	454	454	446	0.30	0.70	1.47	0.96	-0.42	3.36	Global and China Extension Population, Intent-To-Treat Population, PRO-Evaluable for EORTC QLQ-C30	adjusted
Cycle 5 Day 1	All	n/a	458	458	442	2.06	0.73	437	437	427	1.73	0.74	0.32	1.02	-1.68	2.32	Global and China Extension Population, Intent-To-Treat Population, PRO-Evaluable for EORTC QLQ-C30	adjusted
Treatment Comp Or Early Discon	All	n/a	458	458	441	-3.73	0.47	457	457	424	-3.47	0.48	-0.26	0.64	-1.52	0.99	Global and China Extension Population, Intent-To-Treat Population, PRO-Evaluable for EORTC QLQ-C30	adjusted
Follow-Up Month 6	All	n/a	382	382	335	-4.09	0.45	368	368	314	-4.20	0.46	0.11	0.61	-1.08	1.31	Global and China Extension Population, Intent-To-Treat Population, PRO-Evaluable for EORTC QLQ-C30	adjusted
Follow-Up Month 12	All	n/a	359	359	312	-3.05	0.53	324	324	272	-4.73	0.56	1.68	0.75	0.22	3.15	Global and China Extension Population, Intent-To-Treat Population, PRO-Evaluable for EORTC QLQ-C30	adjusted
Follow-Up Month 18	All	n/a	330	330	299	-4.09	0.52	294	294	265	-3.97	0.55	-0.12	0.73	-1.56	1.31	Global and China Extension Population, Intent-To-Treat Population, PRO-Evaluable for EORTC QLQ-C30	adjusted
Follow-Up Month 24	All	n/a	307	307	275	-3.66	0.54	271	271	242	-4.78	0.57	1.12	0.75	-0.35	2.59	Global and China Extension Population, Intent-To-Treat Population, PRO-Evaluable for EORTC QLQ-C30	adjusted
Follow-Up Month 36	All	n/a	119	119	92	-2.68	0.71	100	100	62	-3.89	0.85	1.21	1.08	-0.93	3.34	Global and China Extension Population, Intent-To-Treat Population, PRO-Evaluable for EORTC QLQ-C30	adjusted
Follow-Up Month 48	All	n/a	0	0	0	NE	NE	1	1	0	NE	NE	NE	NE	NE	NE	Global and China Extension Population, Intent-To-Treat Population, PRO-Evaluable for EORTC QLQ-C30	adjusted

[1] Patients with a value at baseline and a post-baseline value at the respective visit.
[2] LSMeans of change from baseline from MMRM (including all available records from all scheduled visits)
[3] Contrasts from MMRM
[4] Factors/Covariates: treatment, visit, treatment-by-visit interaction, baseline value. In addition, for the total population, adjusted for randomization stratification factors.
Clinical cut-off: 15JUN2022

Program: root/clinical_studies/RO5541077/CDPT7884/GO39942/data_analysis/ACE_BASE/prod/program/t_pro_mmrm2.sas
Output: root/clinical_studies/RO5541077/CDPT7884/GO39942/data_analysis/ACE_FINAL_OS/prod/output/t_pro_mmrm2_adj_EQC30_QLQC30pop_IT_POOLED_15JUN2022_39942.xls
09FEB2023 20:44

POPULATION: Global and China Extension Population, Intent-To-Treat Population, PRO-Evaluable for EORTC QLQ-C30
ENDPOINT: EORTC QoL 30
MODEL: Adjusted Analysis by IPI score, Bulky disease, Geographical region
STUDY: GO39942
Change from Baseline in EORTC QoL 30 (Analysis of MMRM)

EORTC QLQ-C30: Pain

			Polatuzumab Vedotin + R-CHP (N=470)					R-CHOP (N=469)					Difference between Treatments (Polatuzumab Vedotin + R-CHP - R-CHOP)					
			N			Statistics		N			Statistics		Statistics					
Visit	Name	Level	Total	with baseline value	included in analysis[1]	LSMeans[2]	SE (LSMeans)	Total	with baseline value	included in analysis[1]	LSMeans[2]	SE (LSMeans)	LSMeans[3]	SE (LSMeans)	95% CI (LL)	95% CI (UL)	Population	Method
Baseline	All	n/a	470	470	0	NE	NE	469	469	0	NE	NE	NE	NE	NE	NE	Global and China Extension Population, Intent-To-Treat Population, PRO-Evaluable for EORTC QLQ-C30	adjusted
Cycle 2 Day 1	All	n/a	469	469	463	-11.37	1.00	462	462	453	-11.99	1.00	0.61	1.31	-1.96	3.19	Global and China Extension Population, Intent-To-Treat Population, PRO-Evaluable for EORTC QLQ-C30	adjusted
Cycle 3 Day 1	All	n/a	466	466	456	-12.86	1.02	454	454	446	-12.58	1.02	-0.28	1.34	-2.92	2.35	Global and China Extension Population, Intent-To-Treat Population, PRO-Evaluable for EORTC QLQ-C30	adjusted
Cycle 5 Day 1	All	n/a	458	458	443	-14.49	1.03	437	437	427	-12.41	1.04	-2.08	1.37	-4.77	0.61	Global and China Extension Population, Intent-To-Treat Population, PRO-Evaluable for EORTC QLQ-C30	adjusted
Treatment Comp Or Early Discon	All	n/a	458	458	442	-11.27	1.16	457	457	426	-11.71	1.17	0.44	1.56	-2.63	3.51	Global and China Extension Population, Intent-To-Treat Population, PRO-Evaluable for EORTC QLQ-C30	adjusted
Follow-Up Month 6	All	n/a	382	382	335	-13.07	1.15	368	368	313	-14.30	1.18	1.23	1.56	-1.83	4.30	Global and China Extension Population, Intent-To-Treat Population, PRO-Evaluable for EORTC QLQ-C30	adjusted
Follow-Up Month 12	All	n/a	359	359	313	-12.89	1.28	324	324	272	-13.62	1.34	0.73	1.77	-2.75	4.21	Global and China Extension Population, Intent-To-Treat Population, PRO-Evaluable for EORTC QLQ-C30	adjusted
Follow-Up Month 18	All	n/a	330	330	299	-13.34	1.28	294	294	265	-13.58	1.34	0.24	1.77	-3.24	3.72	Global and China Extension Population, Intent-To-Treat Population, PRO-Evaluable for EORTC QLQ-C30	adjusted
Follow-Up Month 24	All	n/a	307	307	276	-12.35	1.27	271	271	242	-16.07	1.32	3.71	1.75	0.27	7.15	Global and China Extension Population, Intent-To-Treat Population, PRO-Evaluable for EORTC QLQ-C30	adjusted
Follow-Up Month 36	All	n/a	119	119	92	-12.93	1.78	100	100	62	-11.80	2.10	-1.14	2.70	-6.46	4.19	Global and China Extension Population, Intent-To-Treat Population, PRO-Evaluable for EORTC QLQ-C30	adjusted
Follow-Up Month 48	All	n/a	0	0	0	NE	NE	1	1	0	NE	NE	NE	NE	NE	NE	Global and China Extension Population, Intent-To-Treat Population, PRO-Evaluable for EORTC QLQ-C30	adjusted

[1] Patients with a value at baseline and a post-baseline value at the respective visit.
[2] LSMeans of change from baseline from MMRM (including all available records from all scheduled visits)
[3] Contrasts from MMRM
[4] Factors/Covariates: treatment, visit, treatment-by-visit interaction, baseline value. In addition, for the total population, adjusted for randomization stratification factors.
Clinical cut-off: 15JUN2022

Program: root/clinical_studies/RO5541077/CDPT7884/GO39942/data_analysis/ACE_BASE/prod/program/t_pro_mmrm2.sas
Output: root/clinical_studies/RO5541077/CDPT7884/GO39942/data_analysis/ACE_FINAL_OS/prod/output/t_pro_mmrm2_adj_EQC30_QLQC30pop_IT_POOLED_15JUN2022_39942.xls
09FEB2023 20:44

POPULATION: Global and China Extension Population, Intent-To-Treat Population, PRO-Evaluable for EORTC QLQ-C30
ENDPOINT: EORTC QoL 30
MODEL: Adjusted Analysis by IPI score, Bulky disease, Geographical region
STUDY: GO39942
Change from Baseline in EORTC QoL 30 (Analysis of MMRM)

EORTC QLQ-C30: Physical functioning (revised)

			Polatuzumab Vedotin + R-CHP (N=470)					R-CHOP (N=469)					Difference between Treatments (Polatuzumab Vedotin + R-CHP - R-CHOP)					
			N			Statistics		N			Statistics		Statistics					
Visit	Name	Level	Total	with baseline value	included in analysis[1]	LSMeans[2]	SE (LSMeans)	Total	with baseline value	included in analysis[1]	LSMeans[2]	SE (LSMeans)	LSMeans[3]	SE (LSMeans)	95% CI (LL)	95% CI (UL)	Population	Method
Baseline	All	n/a	470	470	0	NE	NE	469	469	0	NE	NE	NE	NE	NE	NE	Global and China Extension Population, Intent-To-Treat Population, PRO-Evaluable for EORTC QLQ-C30	adjusted
Cycle 2 Day 1	All	n/a	469	469	462	-0.53	0.74	462	462	453	1.08	0.74	-1.61	0.95	-3.47	0.25	Global and China Extension Population, Intent-To-Treat Population, PRO-Evaluable for EORTC QLQ-C30	adjusted
Cycle 3 Day 1	All	n/a	466	466	456	1.24	0.84	454	454	445	0.55	0.84	0.69	1.10	-1.48	2.85	Global and China Extension Population, Intent-To-Treat Population, PRO-Evaluable for EORTC QLQ-C30	adjusted
Cycle 5 Day 1	All	n/a	458	458	443	0.51	0.88	437	437	427	-0.53	0.89	1.04	1.17	-1.25	3.34	Global and China Extension Population, Intent-To-Treat Population, PRO-Evaluable for EORTC QLQ-C30	adjusted
Treatment Comp Or Early Discon	All	n/a	458	458	441	2.49	0.87	457	457	424	3.71	0.88	-1.22	1.15	-3.49	1.04	Global and China Extension Population, Intent-To-Treat Population, PRO-Evaluable for EORTC QLQ-C30	adjusted
Follow-Up Month 6	All	n/a	382	382	335	4.91	0.87	368	368	314	6.77	0.88	-1.87	1.15	-4.13	0.40	Global and China Extension Population, Intent-To-Treat Population, PRO-Evaluable for EORTC QLQ-C30	adjusted
Follow-Up Month 12	All	n/a	359	359	312	5.13	0.95	324	324	272	6.51	0.99	-1.38	1.30	-3.93	1.17	Global and China Extension Population, Intent-To-Treat Population, PRO-Evaluable for EORTC QLQ-C30	adjusted
Follow-Up Month 18	All	n/a	330	330	299	5.94	0.88	294	294	265	6.20	0.91	-0.26	1.18	-2.58	2.06	Global and China Extension Population, Intent-To-Treat Population, PRO-Evaluable for EORTC QLQ-C30	adjusted
Follow-Up Month 24	All	n/a	307	307	275	5.14	0.90	271	271	243	6.31	0.93	-1.18	1.21	-3.56	1.20	Global and China Extension Population, Intent-To-Treat Population, PRO-Evaluable for EORTC QLQ-C30	adjusted
Follow-Up Month 36	All	n/a	119	119	92	4.10	1.26	100	100	62	4.81	1.46	-0.71	1.88	-4.40	2.99	Global and China Extension Population, Intent-To-Treat Population, PRO-Evaluable for EORTC QLQ-C30	adjusted
Follow-Up Month 48	All	n/a	0	0	0	NE	NE	1	1	0	NE	NE	NE	NE	NE	NE	Global and China Extension Population, Intent-To-Treat Population, PRO-Evaluable for EORTC QLQ-C30	adjusted

[1] Patients with a value at baseline and a post-baseline value at the respective visit.
[2] LSMeans of change from baseline from MMRM (including all available records from all scheduled visits)
[3] Contrasts from MMRM
[4] Factors/Covariates: treatment, visit, treatment-by-visit interaction, baseline value. In addition, for the total population, adjusted for randomization stratification factors.
Clinical cut-off: 15JUN2022

Program: root/clinical_studies/RO5541077/CDPT7884/GO39942/data_analysis/ACE_BASE/prod/program/t_pro_mmrm2.sas
Output: root/clinical_studies/RO5541077/CDPT7884/GO39942/data_analysis/ACE_FINAL_OS/prod/output/t_pro_mmrm2_adj_EQC30_QLQC30pop_IT_POOLED_15JUN2022_39942.xls
09FEB2023 20:44

POPLATION: Global and China Extension Population, Intent-To-Treat Population, PRO-Evaluable for EORTC QLQ-C30
ENDPOINT: EORTC QoL 30
MODEL: Adjusted Analysis by IPI score, Bulky disease, Geographical region
STUDY: GO39942
Change from Baseline in EORTC QoL 30 (Analysis of MMRM)

EORTC QLQ-C30: Global health status/QoL (revised)

			Polatuzumab Vedotin + R-CHP (N=470)					R-CHOP (N=469)					Difference between Treatments (Polatuzumab Vedotin + R-CHP - R-CHOP)					
			N			Statistics		N			Statistics		Statistics					
Visit	Name	Level	Total	with baseline value	included in analysis[1]	LSMeans[2]	SE (LSMeans)	Total	with baseline value	included in analysis[1]	LSMeans[2]	SE (LSMeans)	LSMeans[3]	SE (LSMeans)	95% CI (LL)	95% CI (UL)	Population	Method
Baseline	All	n/a	470	468	0	NE	NE	469	465	0	NE	NE	NE	NE	NE	NE	Global and China Extension Population, Intent-To-Treat Population, PRO-Evaluable for EORTC QLQ-C30	adjusted
Cycle 2 Day 1	All	n/a	469	467	459	5.34	0.87	462	458	446	7.59	0.87	-2.25	1.14	-4.49	0.00	Global and China Extension Population, Intent-To-Treat Population, PRO-Evaluable for EORTC QLQ-C30	adjusted
Cycle 3 Day 1	All	n/a	466	464	453	7.76	0.91	454	450	441	8.03	0.91	-0.27	1.20	-2.62	2.07	Global and China Extension Population, Intent-To-Treat Population, PRO-Evaluable for EORTC QLQ-C30	adjusted
Cycle 5 Day 1	All	n/a	458	456	440	7.50	0.96	437	433	424	6.55	0.97	0.95	1.28	-1.55	3.46	Global and China Extension Population, Intent-To-Treat Population, PRO-Evaluable for EORTC QLQ-C30	adjusted
Treatment Comp Or Early Discon	All	n/a	458	456	437	11.16	0.95	457	453	422	11.82	0.96	-0.66	1.27	-3.15	1.83	Global and China Extension Population, Intent-To-Treat Population, PRO-Evaluable for EORTC QLQ-C30	adjusted
Follow-Up Month 6	All	n/a	382	381	332	14.29	0.98	368	364	305	15.75	1.00	-1.46	1.32	-4.05	1.13	Global and China Extension Population, Intent-To-Treat Population, PRO-Evaluable for EORTC QLQ-C30	adjusted
Follow-Up Month 12	All	n/a	359	357	310	14.30	1.05	324	320	265	15.12	1.11	-0.82	1.45	-3.67	2.02	Global and China Extension Population, Intent-To-Treat Population, PRO-Evaluable for EORTC QLQ-C30	adjusted
Follow-Up Month 18	All	n/a	330	328	298	15.16	0.98	294	291	265	15.88	1.01	-0.72	1.32	-3.32	1.88	Global and China Extension Population, Intent-To-Treat Population, PRO-Evaluable for EORTC QLQ-C30	adjusted
Follow-Up Month 24	All	n/a	307	305	274	15.45	1.07	271	268	238	15.31	1.13	0.15	1.48	-2.76	3.06	Global and China Extension Population, Intent-To-Treat Population, PRO-Evaluable for EORTC QLQ-C30	adjusted
Follow-Up Month 36	All	n/a	119	119	91	14.50	1.62	100	99	60	15.67	1.92	-1.17	2.47	-6.04	3.71	Global and China Extension Population, Intent-To-Treat Population, PRO-Evaluable for EORTC QLQ-C30	adjusted
Follow-Up Month 48	All	n/a	0	0	0	NE	NE	1	1	0	NE	NE	NE	NE	NE	NE	Global and China Extension Population, Intent-To-Treat Population, PRO-Evaluable for EORTC QLQ-C30	adjusted

[1] Patients with a value at baseline and a post-baseline value at the respective visit.
[2] LSMeans of change from baseline from MMRM (including all available records from all scheduled visits)
[3] Contrasts from MMRM
[4] Factors/Covariates: treatment, visit, treatment-by-visit interaction, baseline value. In addition, for the total population, adjusted for randomization stratification factors.
Clinical cut-off: 15JUN2022

Program: root/clinical_studies/RO5541077/CDPT7884/GO39942/data_analysis/ACE_BASE/prod/program/t_pro_mmrm2.sas
Output: root/clinical_studies/RO5541077/CDPT7884/GO39942/data_analysis/ACE_FINAL_OS/prod/output/t_pro_mmrm2_adj_EQC30_QLQC30pop_IT_POOLED_15JUN2022_39942.xls
09FEB2023 20:44

POPULATION: Global and China Extension Population, Intent-To-Treat Population, PRO-Evaluable for EORTC QLQ-C30
ENDPOINT: EORTC QoL 30
MODEL: Adjusted Analysis by IPI score, Bulky disease, Geographical region
STUDY: GO39942
Change from Baseline in EORTC QoL 30 (Analysis of MMRM)

EORTC QLQ-C30: Role functioning (revised)

			Polatuzumab Vedotin + R-CHP (N=470)					R-CHOP (N=469)					Difference between Treatments (Polatuzumab Vedotin + R-CHP - R-CHOP)					
			N			Statistics		N			Statistics		Statistics					
Visit	Name	Level	Total	with baseline value	included in analysis[1]	LSMeans[2]	SE (LSMeans)	Total	with baseline value	included in analysis[1]	LSMeans[2]	SE (LSMeans)	LSMeans[3]	SE (LSMeans)	95% CI (LL)	95% CI (UL)	Population	Method
Baseline	All	n/a	470	469	0	NE	NE	469	469	0	NE	NE	NE	NE	NE	NE	Global and China Extension Population, Intent-To-Treat Population, PRO-Evaluable for EORTC QLQ-C30	adjusted
Cycle 2 Day 1	All	n/a	469	468	460	2.99	1.12	462	462	453	4.19	1.12	-1.20	1.49	-4.13	1.72	Global and China Extension Population, Intent-To-Treat Population, PRO-Evaluable for EORTC QLQ-C30	adjusted
Cycle 3 Day 1	All	n/a	466	465	455	4.82	1.17	454	454	446	4.30	1.18	0.52	1.57	-2.55	3.60	Global and China Extension Population, Intent-To-Treat Population, PRO-Evaluable for EORTC QLQ-C30	adjusted
Cycle 5 Day 1	All	n/a	458	457	442	3.79	1.23	437	437	427	3.81	1.24	-0.02	1.65	-3.26	3.21	Global and China Extension Population, Intent-To-Treat Population, PRO-Evaluable for EORTC QLQ-C30	adjusted
Treatment Comp Or Early Discon	All	n/a	458	457	440	9.03	1.17	457	457	424	10.05	1.18	-1.02	1.56	-4.08	2.04	Global and China Extension Population, Intent-To-Treat Population, PRO-Evaluable for EORTC QLQ-C30	adjusted
Follow-Up Month 6	All	n/a	382	381	334	12.65	1.15	368	368	314	15.34	1.17	-2.69	1.54	-5.72	0.34	Global and China Extension Population, Intent-To-Treat Population, PRO-Evaluable for EORTC QLQ-C30	adjusted
Follow-Up Month 12	All	n/a	359	359	312	13.50	1.22	324	324	271	15.92	1.28	-2.41	1.68	-5.72	0.89	Global and China Extension Population, Intent-To-Treat Population, PRO-Evaluable for EORTC QLQ-C30	adjusted
Follow-Up Month 18	All	n/a	330	330	299	14.93	1.23	294	294	265	14.54	1.28	0.39	1.68	-2.91	3.69	Global and China Extension Population, Intent-To-Treat Population, PRO-Evaluable for EORTC QLQ-C30	adjusted
Follow-Up Month 24	All	n/a	307	307	275	15.60	1.21	271	271	242	15.85	1.26	-0.26	1.65	-3.50	2.98	Global and China Extension Population, Intent-To-Treat Population, PRO-Evaluable for EORTC QLQ-C30	adjusted
Follow-Up Month 36	All	n/a	119	119	92	14.30	1.86	100	100	62	16.26	2.22	-1.97	2.84	-7.56	3.63	Global and China Extension Population, Intent-To-Treat Population, PRO-Evaluable for EORTC QLQ-C30	adjusted
Follow-Up Month 48	All	n/a	0	0	0	NE	NE	1	1	0	NE	NE	NE	NE	NE	NE	Global and China Extension Population, Intent-To-Treat Population, PRO-Evaluable for EORTC QLQ-C30	adjusted

[1] Patients with a value at baseline and a post-baseline value at the respective visit.
[2] LSMeans of change from baseline from MMRM (including all available records from all scheduled visits)
[3] Contrasts from MMRM
[4] Factors/Covariates: treatment, visit, treatment-by-visit interaction, baseline value. In addition, for the total population, adjusted for randomization stratification factors.
Clinical cut-off: 15JUN2022

Program: root/clinical_studies/RO5541077/CDPT7884/GO39942/data_analysis/ACE_BASE/prod/program/t_pro_mmrm2.sas
Output: root/clinical_studies/RO5541077/CDPT7884/GO39942/data_analysis/ACE_FINAL_OS/prod/output/t_pro_mmrm2_adj_EQC30_QLQC30pop_IT_POOLED_15JUN2022_39942.xls
09FEB2023 20:44

POPULATION: Global and China Extension Population, Intent-To-Treat Population, PRO-Evaluable for EORTC QLQ-C30
ENDPOINT: EORTC QoL 30
MODEL: Adjusted Analysis by IPI score, Bulky disease, Geographical region
STUDY: GO39942
Change from Baseline in EORTC QoL 30 (Analysis of MMRM)

EORTC QLQ-C30: Social functioning

			Polatuzumab Vedotin + R-CHP (N=470)					R-CHOP (N=469)					Difference between Treatments (Polatuzumab Vedotin + R-CHP - R-CHOP)					
			N			Statistics		N			Statistics		Statistics					
Visit	Name	Level	Total	with baseline value	included in analysis[1]	LSMeans[2]	SE (LSMeans)	Total	with baseline value	included in analysis[1]	LSMeans[2]	SE (LSMeans)	LSMeans[3]	SE (LSMeans)	95% CI (LL)	95% CI (UL)	Population	Method
Baseline	All	n/a	470	469	0	NE	NE	469	464	0	NE	NE	NE	NE	NE	NE	Global and China Extension Population, Intent-To-Treat Population, PRO-Evaluable for EORTC QLQ-C30	adjusted
Cycle 2 Day 1	All	n/a	469	468	459	1.83	1.06	462	457	446	2.73	1.07	-0.90	1.41	-3.67	1.87	Global and China Extension Population, Intent-To-Treat Population, PRO-Evaluable for EORTC QLQ-C30	adjusted
Cycle 3 Day 1	All	n/a	466	465	454	3.22	1.10	454	449	442	3.62	1.10	-0.40	1.46	-3.27	2.46	Global and China Extension Population, Intent-To-Treat Population, PRO-Evaluable for EORTC QLQ-C30	adjusted
Cycle 5 Day 1	All	n/a	458	457	441	3.42	1.12	437	432	422	3.29	1.13	0.13	1.50	-2.81	3.07	Global and China Extension Population, Intent-To-Treat Population, PRO-Evaluable for EORTC QLQ-C30	adjusted
Treatment Comp Or Early Discon	All	n/a	458	457	437	7.84	1.12	457	452	421	8.52	1.14	-0.68	1.51	-3.64	2.27	Global and China Extension Population, Intent-To-Treat Population, PRO-Evaluable for EORTC QLQ-C30	adjusted
Follow-Up Month 6	All	n/a	382	381	332	13.39	1.09	368	364	306	13.22	1.13	0.18	1.48	-2.72	3.08	Global and China Extension Population, Intent-To-Treat Population, PRO-Evaluable for EORTC QLQ-C30	adjusted
Follow-Up Month 12	All	n/a	359	358	312	14.56	1.07	324	320	266	14.70	1.12	-0.14	1.46	-2.99	2.72	Global and China Extension Population, Intent-To-Treat Population, PRO-Evaluable for EORTC QLQ-C30	adjusted
Follow-Up Month 18	All	n/a	330	329	298	14.22	1.13	294	291	264	15.25	1.18	-1.03	1.54	-4.05	1.99	Global and China Extension Population, Intent-To-Treat Population, PRO-Evaluable for EORTC QLQ-C30	adjusted
Follow-Up Month 24	All	n/a	307	306	275	14.07	1.10	271	268	236	16.43	1.16	-2.35	1.50	-5.30	0.59	Global and China Extension Population, Intent-To-Treat Population, PRO-Evaluable for EORTC QLQ-C30	adjusted
Follow-Up Month 36	All	n/a	119	119	91	14.58	1.73	100	99	60	14.32	2.07	0.26	2.64	-4.95	5.47	Global and China Extension Population, Intent-To-Treat Population, PRO-Evaluable for EORTC QLQ-C30	adjusted
Follow-Up Month 48	All	n/a	0	0	0	NE	NE	1	1	0	NE	NE	NE	NE	NE	NE	Global and China Extension Population, Intent-To-Treat Population, PRO-Evaluable for EORTC QLQ-C30	adjusted

[1] Patients with a value at baseline and a post-baseline value at the respective visit.
[2] LSMeans of change from baseline from MMRM (including all available records from all scheduled visits)
[3] Contrasts from MMRM
[4] Factors/Covariates: treatment, visit, treatment-by-visit interaction, baseline value. In addition, for the total population, adjusted for randomization stratification factors.
Clinical cut-off: 15JUN2022

Program: root/clinical_studies/RO5541077/CDPT7884/GO39942/data_analysis/ACE_BASE/prod/program/t_pro_mmrm2.sas
Output: root/clinical_studies/RO5541077/CDPT7884/GO39942/data_analysis/ACE_FINAL_OS/prod/output/t_pro_mmrm2_adj_EQC30_QLQC30pop_IT_POOLED_15JUN2022_39942.xls
09FEB2023 20:44

POPULATION: Global and China Extension Population, Intent-To-Treat Population, PRO-Evaluable for EORTC QLQ-C30
ENDPOINT: EORTC QoL 30
MODEL: Adjusted Analysis by IPI score, Bulky disease, Geographical region
STUDY: GO39942
Change from Baseline in EORTC QoL 30 (Analysis of MMRM)

EORTC QLQ-C30: Insomnia

			Polatuzumab Vedotin + R-CHP (N=470)					R-CHOP (N=469)					Difference between Treatments (Polatuzumab Vedotin + R-CHP - R-CHOP)					
			N			Statistics		N			Statistics		Statistics					
Visit	Name	Level	Total	with baseline value	included in analysis[1]	LSMeans[2]	SE (LSMeans)	Total	with baseline value	included in analysis[1]	LSMeans[2]	SE (LSMeans)	LSMeans[3]	SE (LSMeans)	95% CI (LL)	95% CI (UL)	Population	Method
Baseline	All	n/a	470	470	0	NE	NE	469	468	0	NE	NE	NE	NE	NE	NE	Global and China Extension Population, Intent-To-Treat Population, PRO-Evaluable for EORTC QLQ-C30	adjusted
Cycle 2 Day 1	All	n/a	469	469	463	-9.70	1.26	462	461	453	-10.79	1.27	1.09	1.67	-2.18	4.37	Global and China Extension Population, Intent-To-Treat Population, PRO-Evaluable for EORTC QLQ-C30	adjusted
Cycle 3 Day 1	All	n/a	466	466	454	-11.65	1.27	454	453	442	-11.57	1.27	-0.08	1.67	-3.37	3.21	Global and China Extension Population, Intent-To-Treat Population, PRO-Evaluable for EORTC QLQ-C30	adjusted
Cycle 5 Day 1	All	n/a	458	458	441	-12.75	1.26	437	436	426	-12.65	1.27	-0.10	1.67	-3.38	3.19	Global and China Extension Population, Intent-To-Treat Population, PRO-Evaluable for EORTC QLQ-C30	adjusted
Treatment Comp Or Early Discon	All	n/a	458	458	441	-15.31	1.24	457	456	423	-16.23	1.26	0.92	1.65	-2.31	4.15	Global and China Extension Population, Intent-To-Treat Population, PRO-Evaluable for EORTC QLQ-C30	adjusted
Follow-Up Month 6	All	n/a	382	382	335	-17.30	1.33	368	368	313	-17.05	1.36	-0.24	1.79	-3.77	3.28	Global and China Extension Population, Intent-To-Treat Population, PRO-Evaluable for EORTC QLQ-C30	adjusted
Follow-Up Month 12	All	n/a	359	359	312	-16.34	1.40	324	324	271	-16.97	1.46	0.64	1.92	-3.13	4.41	Global and China Extension Population, Intent-To-Treat Population, PRO-Evaluable for EORTC QLQ-C30	adjusted
Follow-Up Month 18	All	n/a	330	330	299	-17.42	1.39	294	294	265	-16.49	1.44	-0.93	1.90	-4.65	2.79	Global and China Extension Population, Intent-To-Treat Population, PRO-Evaluable for EORTC QLQ-C30	adjusted
Follow-Up Month 24	All	n/a	307	307	275	-17.64	1.46	271	271	242	-16.82	1.53	-0.82	2.02	-4.78	3.14	Global and China Extension Population, Intent-To-Treat Population, PRO-Evaluable for EORTC QLQ-C30	adjusted
Follow-Up Month 36	All	n/a	119	119	92	-17.47	2.14	100	100	62	-17.24	2.54	-0.24	3.25	-6.64	6.17	Global and China Extension Population, Intent-To-Treat Population, PRO-Evaluable for EORTC QLQ-C30	adjusted
Follow-Up Month 48	All	n/a	0	0	0	NE	NE	1	1	0	NE	NE	NE	NE	NE	NE	Global and China Extension Population, Intent-To-Treat Population, PRO-Evaluable for EORTC QLQ-C30	adjusted

[1] Patients with a value at baseline and a post-baseline value at the respective visit.
[2] LSMeans of change from baseline from MMRM (including all available records from all scheduled visits)
[3] Contrasts from MMRM
[4] Factors/Covariates: treatment, visit, treatment-by-visit interaction, baseline value. In addition, for the total population, adjusted for randomization stratification factors.
Clinical cut-off: 15JUN2022

Program: root/clinical_studies/RO5541077/CDPT7884/GO39942/data_analysis/ACE_BASE/prod/program/t_pro_mmrm2.sas
Output: root/clinical_studies/RO5541077/CDPT7884/GO39942/data_analysis/ACE_FINAL_OS/prod/output/t_pro_mmrm2_adj_EQC30_QLQC30pop_IT_POOLED_15JUN2022_39942.xls
09FEB2023 20:44

POPULATION: Global and China Extension Population, Intent-To-Treat Population
ENDPOINT: FACT-G NTX
MODEL: descriptive
STUDY: GO39942
Compliance/Mean

FACT-GOG-NTX: Neurotoxicity subscale (NtxS)

		Polatuzumab Vedotin + R-CHP (N=500)						R-CHOP (N=500)					
		Patients				Statistics		Patients				Statistics	
Name Visit	Level	in study[1]	%	with value[1]	%	Mean[2]	SD(Mean)	in study[1]	%	with value[1]	%	Mean[2]	SD(Mean)
All													
BASELINE	n/a	500	100.0	471	94.2	39.93	4.46	500	100.0	466	93.2	39.63	4.89
CYCLE 2 DAY 1	n/a	491	98.2	478	97.4	40.07	4.53	492	98.4	473	96.1	39.63	4.93
CYCLE 3 DAY 1	n/a	487	97.4	468	96.1	40.11	4.55	486	97.2	470	96.7	38.99	5.70
CYCLE 4 DAY 1	n/a	484	96.8	472	97.5	39.67	4.89	478	95.6	457	95.6	38.26	6.12
CYCLE 5 DAY 1	n/a	482	96.4	466	96.7	39.10	5.74	471	94.2	455	96.6	37.69	6.83
CYCLE 6 DAY 1	n/a	468	93.6	456	97.4	38.15	6.56	458	91.6	447	97.6	37.20	6.85
CYCLE 7 DAY 1	n/a	457	91.4	444	97.2	37.39	6.88	444	88.8	431	97.1	36.63	7.37
CYCLE 8 DAY 1	n/a	451	90.2	439	97.3	37.74	7.08	444	88.8	435	98.0	37.68	7.09
TREATMENT COMPLETION	n/a	449	89.8	433	96.4	37.19	7.13	434	86.8	417	96.1	38.12	6.59
FOLLOW-UP MONTH 6	n/a	398	79.6	348	87.4	38.55	6.38	386	77.2	325	84.2	38.84	5.93
FOLLOW-UP MONTH 12	n/a	373	74.6	322	86.3	38.66	6.26	338	67.6	280	82.8	38.40	6.37
FOLLOW-UP MONTH 18	n/a	343	68.6	310	90.4	38.12	6.93	308	61.6	274	89.0	38.12	6.64
FOLLOW-UP MONTH 24	n/a	318	63.6	287	90.3	38.20	6.54	284	56.8	251	88.4	38.23	7.19
FOLLOW-UP MONTH 36	n/a	123	24.6	93	75.6	37.79	7.08	105	21.0	64	61.0	37.89	6.06
FOLLOW-UP MONTH 48	n/a	0	NE	0	NE	NE	NE	1	0.2	0	NE	NE	NE

[1] in study: number of subjects in study at respective visit; % based on baseline
with value: number of subjects in study and with value at respective visit - used for the calculation of the mean and SD; % based on patients in study at respective visit
[2] mean: descriptive statistics - absolute values
Baseline is defined as the last assessment prior to the first dose of study treatment. Only scheduled assessments are included in the table.
ETTV is mapped to the scheduled assessment that fits best after the last dose assessment (but will not be mapped to Follow-up assessments).
Clinical cut-off: 15JUN2022

Program: root/clinical_studies/RO5541077/CDPT7884/GO39942/data_analysis/ACE_BASE/prod/program/t_eff_mean.sas
Output: root/clinical_studies/RO5541077/CDPT7884/GO39942/data_analysis/ACE_FINAL_OS/prod/output/t_eff_mean_PFGNTX_IT_POOLED_15JUN2022_39942.xls
13MAR2023 19:53

POPULATION: Global and China Extension Population, Intent-To-Treat Population
ENDPOINT: FACT-G NTX
STUDY: GO39942
Line Plot of Mean by Visit
FACT-GOG-NTX: Neurotoxicity subscale (NtxS)

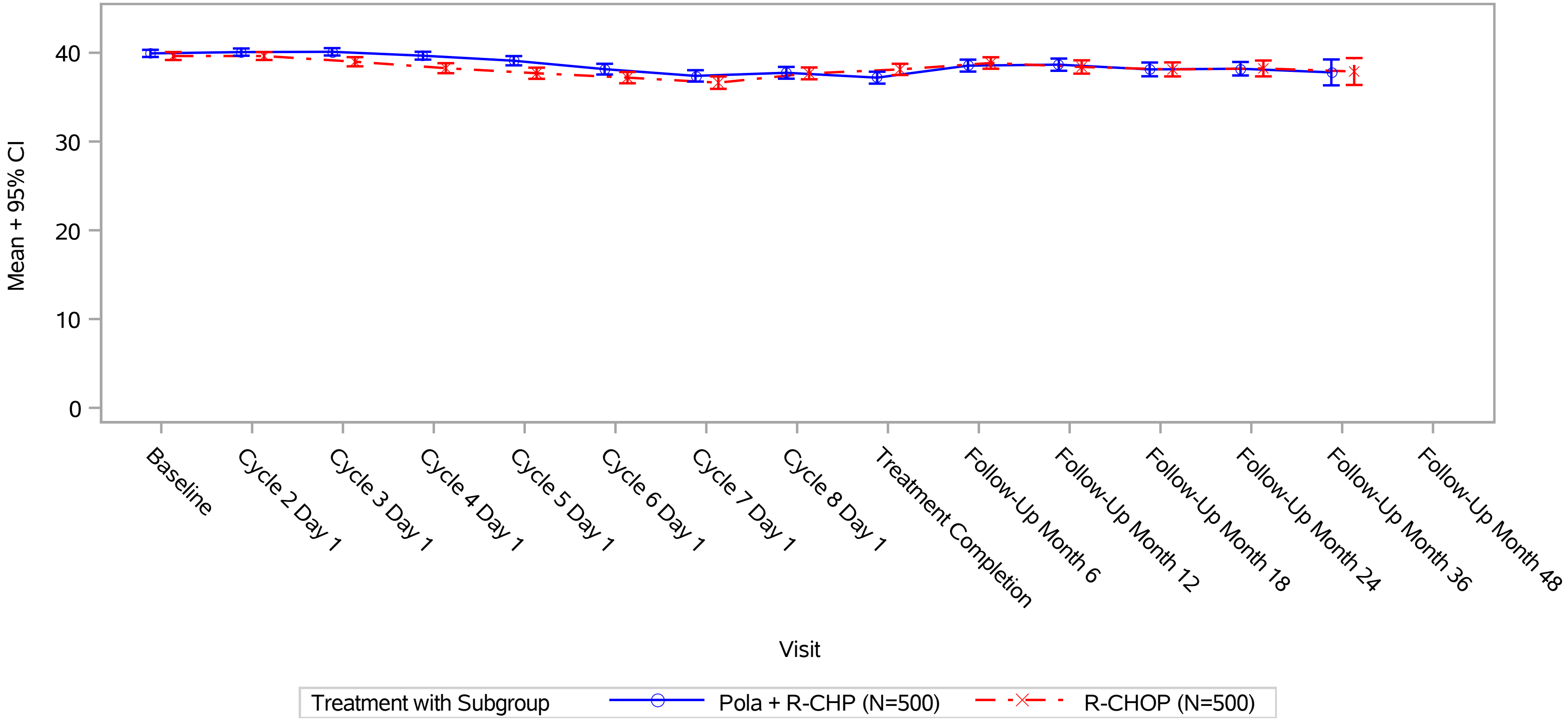

Baseline is defined as the last assessment prior to the first dose of study treatment. Only scheduled assessments are included in the plot.
ETTV is mapped to the scheduled assessment that fits best after the last dose assessment (but will not be mapped to Follow-up assessments).
Clinical cut-off: 15JUN2022

Program: ..ies/RO5541077/CDPT7884/GO39942/data_analysis/ACE_BASE/prod/program/g_mean_plot.sas
Output: .._analysis/ACE_FINAL_OS/prod/output/g_mean_plot_PFGNTX_IT_POOLED_15JUN2022_39942.pdf
13MAR2023 19:52

POPULATION: Global and China Extension Population, Intent-To-Treat Population
ENDPOINT: FACT-GOG-NTX: Deterioration (MID=7) at EOT in Neurotoxicity subscale (NtxS)
MODEL: Stratified Analysis by IPI score, Bulky disease, Geographical region
STUDY: GO39942
Dichotomous Analysis (Efficacy)

		Polatuzumab Vedotin + R-CHP (N=500)				R-CHOP (N=500)				Polatuzumab Vedotin + R-CHP vs. R-CHOP																R-CHOP vs. Polatuzumab Vedotin + R-CHP				
		Patients		Patients with Event		Patients		Patients with Event		Odds Ratio					Absolute Risk Difference					Relative Risk						Relative Risk				
Name	Level	n	%	n	%	n	%	n	%	Odds Ratio		Convergence Reason	95% Lower CL	95% Upper CL	Absolute Risk		Convergence Reason	95% Lower CL	95% Upper CL	Relative Risk		Convergence Reason	95% Lower CL	95% Upper CL	p-value (Cochran-Mantel-Haenszel)	Relative Risk		Convergence Reason	95% Lower CL	95% Upper CL
All	n/a	415	83.0	91	21.9	393	78.6	60	15.3	1.57		Convergence criterion (GCONV=1E-8) satisfied.	1.09	2.26	0.058		Algorithm converged.	0.007	0.110	1.43		Algorithm converged.	1.07	1.92	0.0146	0.70		Algorithm converged.	0.52	0.93

* indicates convergence problem. Result is uninterpretable.
OR is computed by stratified analysis, RR and ARD by adjusted analysis
Only Patients with a value at Baseline and EOT are included in analysis.
ETTV is mapped to the scheduled assessment that fits best after the last dose assessment (but will not be mapped to Follow-up assessments).
Clinical cut-off: 15JUN2022

Program: root/clinical_studies/RO5541077/CDPT7884/GO39942/data_analysis/ACE_BASE/prod/program/t_eff_resp.sas
Output: root/clinical_studies/RO5541077/CDPT7884/GO39942/data_analysis/ACE_FINAL_OS/prod/output/t_eff_resp_str_DPFGNTXET_IT_POOLED_15JUN2022_39942.xls
09FEB2023 20:17

POPULATION: Global and China Extension Population, Intent-To-Treat Population
ENDPOINT: FACT-GOG-NTX: Deterioration (MID=7) at EOT in Neurotoxicity subscale (NtxS)
MODEL: Unstratified Analysis
STUDY: GO39942
Dichotomous Analysis by Subgroups (Efficacy)

		Polatuzumab Vedotin + R-CHP (N=500)				R-CHOP (N=500)				Polatuzumab Vedotin + R-CHP vs. R-CHOP																	R-CHOP vs. Polatuzumab Vedotin + R-CHP				
		Patients		Patients with Event		Patients		Patients with Event		Odds Ratio					Absolute Risk Difference					Relative Risk							Relative Risk				
Name	Level	n	%	n	%	n	%	n	%	Odds Ratio		Convergence Reason	95% Lower CL	95% Upper CL	Absolute Risk		Convergence Reason	95% Lower CL	95% Upper CL	Relative Risk		Convergence Reason	95% Lower CL	95% Upper CL	p-value (Cochran-Mantel-Haenszel)	Interaction Test p-value (likelihood ratio)	Relative Risk		Convergence Reason	95% Lower CL	95% Upper CL
All	n/a	415	83.0	91	21.9	393	78.6	60	15.3	1.56		Convergence criterion (GCONV=1E-8) satisfied.	1.09	2.23	0.067		Algorithm converged.	0.013	0.120	1.44		Algorithm converged.	1.07	1.93	0.0153		0.70		Algorithm converged.	0.52	0.94
Sex	Male	219	43.8	47	21.5	207	41.4	33	15.9	1.44		Convergence criterion (GCONV=1E-8) satisfied.	0.88	2.36	0.055		Algorithm converged.	-0.019	0.129	1.35		Algorithm converged.	0.90	2.01	0.1454	0.6462	0.74		Algorithm converged.	0.50	1.11
	Female	196	39.2	44	22.4	186	37.2	27	14.5	1.70		Convergence criterion (GCONV=1E-8) satisfied.	1.01	2.89	0.079		Algorithm converged.	0.002	0.157	1.55		Algorithm converged.	1.00	2.39	0.0466		0.65		Algorithm converged.	0.42	1.00
Age	<= 60	143	28.6	26	18.2	123	24.6	16	13.0	1.49		Convergence criterion (GCONV=1E-8) satisfied.	0.76	2.92	0.052		Algorithm converged.	-0.035	0.139	1.40		Algorithm converged.	0.79	2.48	0.2495	0.8884	0.72		Algorithm converged.	0.40	1.27
	> 60	272	54.4	65	23.9	270	54.0	44	16.3	1.61		Convergence criterion (GCONV=1E-8) satisfied.	1.05	2.47	0.076		Algorithm converged.	0.009	0.143	1.47		Algorithm converged.	1.04	2.07	0.0274		0.68		Algorithm converged.	0.48	0.96
Geographic region	Western Europe/United States/Canada/Australia	241	48.2	65	27.0	223	44.6	41	18.4	1.64		Convergence criterion (GCONV=1E-8) satisfied.	1.05	2.55	0.086		Algorithm converged.	0.010	0.162	1.47		Algorithm converged.	1.04	2.07	0.0279	0.7405	0.68		Algorithm converged.	0.48	0.96
	Asia	123	24.6	14	11.4	119	23.8	12	10.1	1.15		Convergence criterion (GCONV=1E-8) satisfied.	0.51	2.59	0.013		Algorithm converged.	-0.065	0.091	1.13		Algorithm converged.	0.54	2.34	0.7449		0.89		Algorithm converged.	0.43	1.84
	Rest of World	51	10.2	12	23.5	51	10.2	7	13.7	1.93		Convergence criterion (GCONV=1E-8) satisfied.	0.69	5.40	0.098		Algorithm converged.	-0.052	0.248	1.71		Algorithm converged.	0.73	4.00	0.2057		0.58		Algorithm converged.	0.25	1.36
Race/ethnicity	White	197	39.4	59	29.9	186	37.2	32	17.2	2.06		Convergence criterion (GCONV=1E-8) satisfied.	1.26	3.35	0.127		Algorithm converged.	0.044	0.211	1.74		Algorithm converged.	1.19	2.55	0.0034	0.5467	0.57		Algorithm converged.	0.39	0.84
	Black or African American	8	1.6	2	25.0	2	0.4	0	0.0		*	Quasi-complete separation of data points detected.				*	ERROR: Error in computing the link function, its derivatives, or the variance function.			NE		Algorithm converged.	NE	NE	0.4533		NE		Algorithm converged.	NE	NE
	Asian	127	25.4	14	11.0	124	24.8	13	10.5	1.06		Convergence criterion (GCONV=1E-8) satisfied.	0.48	2.35	0.005		Algorithm converged.	-0.071	0.082	1.05		Algorithm converged.	0.52	2.15	0.8905		0.95		Algorithm converged.	0.47	1.94
	Other	5	1.0	2	40.0	8	1.6	2	25.0	2.00		Convergence criterion (GCONV=1E-8) satisfied.	0.18	22.06	0.150		Algorithm converged.	-0.374	0.674	1.60		Algorithm converged.	0.32	8.01	0.5839		0.63		Algorithm converged.	0.12	3.13
	Unknown	78	15.6	14	17.9	73	14.6	13	17.8	1.01		Convergence criterion (GCONV=1E-8) satisfied.	0.44	2.32	0.001		Algorithm converged.	-0.121	0.124	1.01		Algorithm converged.	0.51	2.00	0.9821		0.99		Algorithm converged.	0.50	1.97
ECOG performance status	0-1	352	70.4	79	22.4	338	67.6	53	15.7	1.56		Convergence criterion (GCONV=1E-8) satisfied.	1.06	2.29	0.068		Algorithm converged.	0.009	0.126	1.43		Algorithm converged.	1.05	1.96	0.0241	0.9550	0.70		Algorithm converged.	0.51	0.96
	2	63	12.6	12	19.0	54	10.8	7	13.0	1.58		Convergence criterion (GCONV=1E-8) satisfied.	0.57	4.35	0.061		Algorithm converged.	-0.071	0.193	1.47		Algorithm converged.	0.62	3.47	0.3757		0.68		Algorithm converged.	0.29	1.61
	Missing	0	0.0	0	0.0	1	0.2	0	0.0	NE			NE	NE	NE		NE	NE	NE	NE		NE	NE	NE	NE		NE		NE	NE	NE
Cell of origin (determined by gene expression)	ABC	115	23.0	18	15.7	116	23.2	19	16.4	0.95		Convergence criterion (GCONV=1E-8) satisfied.	0.47	1.91	-0.007		Algorithm converged.	-0.102	0.087	0.96		Algorithm converged.	0.53	1.73	0.8805	0.1300	1.05		Algorithm converged.	0.58	1.89
	GCB	162	32.4	43	26.5	145	29.0	21	14.5	2.13		Convergence criterion (GCONV=1E-8) satisfied.	1.20	3.81	0.121		Algorithm converged.	0.032	0.210	1.83		Algorithm converged.	1.14	2.94	0.0095		0.55		Algorithm converged.	0.34	0.87
	Unclassified	45	9.0	9	20.0	49	9.8	11	22.4	0.86		Convergence criterion (GCONV=1E-8) satisfied.	0.32	2.33	-0.024		Algorithm converged.	-0.190	0.141	0.89		Algorithm converged.	0.41	1.95	0.7731		1.12		Algorithm converged.	0.51	2.45
	Unknown	93	18.6	21	22.6	83	16.6	9	10.8	2.40		Convergence criterion (GCONV=1E-8) satisfied.	1.03	5.59	0.117		Algorithm converged.	0.009	0.226	2.08		Algorithm converged.	1.01	4.29	0.0393		0.48		Algorithm converged.	0.23	0.99
IPI score at Screening	1-2	163	32.6	34	20.9	159	31.8	27	17.0	1.29		Convergence criterion (GCONV=1E-8) satisfied.	0.74	2.26	0.039		Algorithm converged.	-0.047	0.124	1.23		Algorithm converged.	0.78	1.94	0.3754	0.3070	0.81		Algorithm converged.	0.52	1.28
	3	165	33.0	37	22.4	144	28.8	16	11.1	2.31		Convergence criterion (GCONV=1E-8) satisfied.	1.22	4.37	0.113		Algorithm converged.	0.031	0.195	2.02		Algorithm converged.	1.17	3.47	0.0086		0.50		Algorithm converged.	0.29	0.85
	4-5	87	17.4	20	23.0	90	18.0	17	18.9	1.28		Convergence criterion (GCONV=1E-8) satisfied.	0.62	2.65	0.041		Algorithm converged.	-0.079	0.161	1.22		Algorithm converged.	0.68	2.16	0.5037		0.82		Algorithm converged.	0.46	1.46
Baseline Bulky Disease	Present	170	34.0	38	22.4	156	31.2	28	17.9	1.32		Convergence criterion (GCONV=1E-8) satisfied.	0.76	2.27	0.044		Algorithm converged.	-0.043	0.131	1.25		Algorithm converged.	0.80	1.93	0.3236	0.4053	0.80		Algorithm converged.	0.52	1.24
	Absent	245	49.0	53	21.6	237	47.4	32	13.5	1.77		Convergence criterion (GCONV=1E-8) satisfied.	1.09	2.86	0.081		Algorithm converged.	0.014	0.149	1.60		Algorithm converged.	1.07	2.39	0.0193		0.62		Algorithm converged.	0.42	0.93
Double Expressor Lymphoma by IHC (Central Review)	DEL	121	24.2	24	19.8	128	25.6	16	12.5	1.73		Convergence criterion (GCONV=1E-8) satisfied.	0.87	3.45	0.073		Algorithm converged.	-0.018	0.165	1.59		Algorithm converged.	0.89	2.84	0.1159	0.3186	0.63		Algorithm converged.	0.35	1.13
	Non DEL	221	44.2	46	20.8	198	39.6	37	18.7	1.14		Convergence criterion (GCONV=1E-8) satisfied.	0.71	1.85	0.021		Algorithm converged.	-0.055	0.098	1.11		Algorithm converged.	0.76	1.64	0.5858		0.90		Algorithm converged.	0.61	1.32
	Unknown	73	14.6	21	28.8	67	13.4	7	10.4	3.46		Convergence criterion (GCONV=1E-8) satisfied.	1.36	8.80	0.183		Algorithm converged.	0.056	0.310	2.75		Algorithm converged.	1.25	6.06	0.0070		0.36		Algorithm converged.	0.17	0.80
Double/Triple-Hit Lymphoma (Central Review)	DH/TH-	289	57.8	61	21.1	285	57.0	45	15.8	1.43		Convergence criterion (GCONV=1E-8) satisfied.	0.93	2.18	0.053		Algorithm converged.	-0.010	0.116	1.34		Algorithm converged.	0.94	1.89	0.1010	0.7304	0.75		Algorithm converged.	0.53	1.06
	DH/TH+	22	4.4	6	27.3	16	3.2	4	25.0	1.12		Convergence criterion (GCONV=1E-8) satisfied.	0.26	4.89	0.023		Algorithm converged.	-0.259	0.305	1.09		Algorithm converged.	0.37	3.24	0.8768		0.92		Algorithm converged.	0.31	2.72
	Unknown	104	20.8	24	23.1	92	18.4	11	12.0	2.21		Convergence criterion (GCONV=1E-8) satisfied.	1.02	4.81	0.111		Algorithm converged.	0.007	0.216	1.93		Algorithm converged.	1.00	3.72	0.0430		0.52		Algorithm converged.	0.27	1.00

Test for interaction based on RR (Log-binomial regression)
* indicates convergence problem. Result is uninterpretable.
Only Patients with a value at Baseline and EOT are included in analysis.
ETTV is mapped to the scheduled assessment that fits best after the last dose assessment (but will not be mapped to Follow-up assessments).
Clinical cut-off: 15JUN2022

Program: root/clinical_studies/RO5541077/CDPT7884/GO39942/data_analysis/ACE_BASE/prod/program/t_eff_resp.sas
Output: root/clinical_studies/RO5541077/CDPT7884/GO39942/data_analysis/ACE_FINAL_OS/prod/output/t_eff_resp_sg1_DPFGNTXET_IT_POOLED_15JUN2022_39942.xls
09FEB2023 20:23

POPULATION: Global and China Extension Population, Intent-To-Treat Population
ENDPOINT: FACT-GOG-NTX: Deterioration (MID=7) at FU Month 24 in Neurotoxicity subscale (NtxS)
MODEL: Stratified Analysis by IPI score, Bulky disease, Geographical region
STUDY: GO39942
Dichotomous Analysis (Efficacy)

		Polatuzumab Vedotin + R-CHP (N=500)				R-CHOP (N=500)				Polatuzumab Vedotin + R-CHP vs. R-CHOP																R-CHOP vs. Polatuzumab Vedotin + R-CHP				
		Patients		Patients with Event		Patients		Patients with Event		Odds Ratio					Absolute Risk Difference					Relative Risk						Relative Risk				
Name	Level	n	%	n	%	n	%	n	%	Odds Ratio		Convergence Reason	95% Lower CL	95% Upper CL	Absolute Risk		Convergence Reason	95% Lower CL	95% Upper CL	Relative Risk		Convergence Reason	95% Lower CL	95% Upper CL	p-value (Cochran-Mantel-Haenszel)	Relative Risk		Convergence Reason	95% Lower CL	95% Upper CL
All	n/a	272	54.4	44	16.2	237	47.4	37	15.6	1.05		Convergence criterion (GCONV=1E-8) satisfied.	0.65	1.69	-0.010		Algorithm converged.	-0.074	0.054	1.07		Algorithm converged.	0.72	1.60	0.8476	0.93		Algorithm converged.	0.63	1.39

* indicates convergence problem. Result is uninterpretable.
OR is computed by stratified analysis, RR and ARD by adjusted analysis
Only Patients with a value at Baseline and Follow-up Month 24 are included in analysis.
ETTV is mapped to the scheduled assessment that fits best after the last dose assessment (but will not be mapped to Follow-up assessments).
Clinical cut-off: 15JUN2022

Program: root/clinical_studies/RO5541077/CDPT7884/GO39942/data_analysis/ACE_BASE/prod/program/t_eff_resp.sas
Output: root/clinical_studies/RO5541077/CDPT7884/GO39942/data_analysis/ACE_FINAL_OS/prod/output/t_eff_resp_str_DPFGNTXFU_IT_POOLED_15JUN2022_39942.xls
09FEB2023 20:19

POPLATION: Global and China Extension Population, Intent-To-Treat Population
ENDPOINT: FACT-GOG-NTX: Deterioration (MID=7) at FU Month 24 in Neurotoxicity subscale (NtxS)
MODEL: Unstratified Analysis
STUDY: GO39942
Dichotomous Analysis by Subgroups (Efficacy)

		Polatuzumab Vedotin + R-CHP (N=500)				R-CHOP (N=500)				Polatuzumab Vedotin + R-CHP vs. R-CHOP				
		Patients		Patients with Event		Patients		Patients with Event		Odds Ratio				
Name	Level	n	%	n	%	n	%	n	%	Odds Ratio		Convergence Reason	95% Lower CL	95% Upper CL
All	n/a	272	54,4	44	16,2	237	47,4	37	15,6	1,04		Convergence criterion (GCONV=1E-8) satisfied.	0,65	1,68
Sex	Male	140	28,0	19	13,6	114	22,8	20	17,5	0,74		Convergence criterion (GCONV=1E-8) satisfied.	0,37	1,46
	Female	132	26,4	25	18,9	123	24,6	17	13,8	1,46		Convergence criterion (GCONV=1E-8) satisfied.	0,74	2,85
Age	<= 60	88	17,6	9	10,2	72	14,4	6	8,3	1,25		Convergence criterion (GCONV=1E-8) satisfied.	0,42	3,70
	> 60	184	36,8	35	19,0	165	33,0	31	18,8	1,02		Convergence criterion (GCONV=1E-8) satisfied.	0,59	1,74
Geographic region	Western Europe/United States/Canada/Australia	169	33,8	38	22,5	154	30,8	23	14,9	1,65		Convergence criterion (GCONV=1E-8) satisfied.	0,93	2,93
	Asia	66	13,2	4	6,1	52	10,4	10	19,2	0,27		Convergence criterion (GCONV=1E-8) satisfied.	0,08	0,92
	Rest of World	37	7,4	2	5,4	31	6,2	4	12,9	0,39		Convergence criterion (GCONV=1E-8) satisfied.	0,07	2,26
Race/ethnicity	White	137	27,4	27	19,7	126	25,2	20	15,9	1,30		Convergence criterion (GCONV=1E-8) satisfied.	0,69	2,46
	Black or African American	5	1,0	2	40,0	0	0,0	0	0,0	NE			NE	NE
	Asian	68	13,6	4	5,9	55	11,0	10	18,2	0,28		Convergence criterion (GCONV=1E-8) satisfied.	0,08	0,95
	Other	2	0,4	2	100,0	4	0,8	1	25,0		*	Quasi-complete separation of data points detected.		
	Unknown	60	12,0	9	15,0	52	10,4	6	11,5	1,35		Convergence criterion (GCONV=1E-8) satisfied.	0,45	4,09
ECOG performance status	0-1	232	46,4	38	16,4	201	40,2	31	15,4	1,07		Convergence criterion (GCONV=1E-8) satisfied.	0,64	1,80
	2	40	8,0	6	15,0	35	7,0	6	17,1	0,85		Convergence criterion (GCONV=1E-8) satisfied.	0,25	2,93
	Missing	0	0,0	0	0,0	1	0,2	0	0,0	NE			NE	NE
Cell of origin (determined by gene expression)	ABC	74	14,8	12	16,2	58	11,6	9	15,5	1,05		Convergence criterion (GCONV=1E-8) satisfied.	0,41	2,70
	GCB	111	22,2	17	15,3	97	19,4	17	17,5	0,85		Convergence criterion (GCONV=1E-8) satisfied.	0,41	1,78
	Unclassified	24	4,8	4	16,7	40	8,0	9	22,5	0,69		Convergence criterion (GCONV=1E-8) satisfied.	0,19	2,54
	Unknown	63	12,6	11	17,5	42	8,4	2	4,8	4,23		Convergence criterion (GCONV=1E-8) satisfied.	0,89	20,17
IPI score at Screening	1-2	108	21,6	14	13,0	103	20,6	17	16,5	0,75		Convergence criterion (GCONV=1E-8) satisfied.	0,35	1,62
	3	111	22,2	21	18,9	80	16,0	12	15,0	1,32		Convergence criterion (GCONV=1E-8) satisfied.	0,61	2,87
	4-5	53	10,6	9	17,0	54	10,8	8	14,8	1,18		Convergence criterion (GCONV=1E-8) satisfied.	0,42	3,32
Baseline Bulky Disease	Present	104	20,8	17	16,3	99	19,8	16	16,2	1,01		Convergence criterion (GCONV=1E-8) satisfied.	0,48	2,14
	Absent	168	33,6	27	16,1	138	27,6	21	15,2	1,07		Convergence criterion (GCONV=1E-8) satisfied.	0,57	1,98
Double Expressor Lymphoma by IHC (Central Review)	DEL	82	16,4	16	19,5	78	15,6	11	14,1	1,48		Convergence criterion (GCONV=1E-8) satisfied.	0,64	3,42
	Non DEL	145	29,0	23	15,9	126	25,2	24	19,0	0,80		Convergence criterion (GCONV=1E-8) satisfied.	0,43	1,50
	Unknown	45	9,0	5	11,1	33	6,6	2	6,1	1,94		Convergence criterion (GCONV=1E-8) satisfied.	0,35	10,67
Double/Triple-Hit Lymphoma (Central Review)	DH/TH-	188	37,6	29	15,4	173	34,6	33	19,1	0,77		Convergence criterion (GCONV=1E-8) satisfied.	0,45	1,34
	DH/TH+	15	3,0	3	20,0	13	2,6	1	7,7	3,00		Convergence criterion (GCONV=1E-8) satisfied.	0,27	33,08
	Unknown	69	13,8	12	17,4	51	10,2	3	5,9	3,37		Convergence criterion (GCONV=1E-8) satisfied.	0,90	12,63

		Polatuzumab Vedotin + R-CHP vs. R-CHOP												R-CHOP vs. Polatuzumab Vedotin + R-CHP				
		Absolute Risk Difference					Relative Risk							Relative Risk				
Name	Level	Absolute Risk		Convergence Reason	95% Lower CL	95% Upper CL	Relative Risk		Convergence Reason	95% Lower CL	95% Upper CL	p-value (Cochran-Mantel-Haenszel)	Interaction Test p-value (likelihood ratio)	Relative Risk		Convergence Reason	95% Lower CL	95% Upper CL
All	n/a	0,006		Algorithm converged.	-0,058	0,069	1,04		Algorithm converged.	0,69	1,55	0,8622		0,97		Algorithm converged.	0,65	1,44
Sex	Male	-0,040		Algorithm converged.	-0,130	0,050	0,77		Algorithm converged.	0,43	1,38	0,3834	0,1635	1,29		Algorithm converged.	0,73	2,30
	Female	0,051		Algorithm converged.	-0,039	0,142	1,37		Algorithm converged.	0,78	2,41	0,2718		0,73		Algorithm converged.	0,41	1,28
Age	<= 60	0,019		Algorithm converged.	-0,071	0,109	1,23		Algorithm converged.	0,46	3,29	0,6836	0,7249	0,81		Algorithm converged.	0,30	2,18
	> 60	0,002		Algorithm converged.	-0,080	0,085	1,01		Algorithm converged.	0,66	1,56	0,9556		0,99		Algorithm converged.	0,64	1,53
Geographic region	Western Europe/United States/Canada/Australia	0,076		Algorithm converged.	-0,009	0,160	1,51		Algorithm converged.	0,94	2,41	0,0838	0,0114	0,66		Algorithm converged.	0,42	1,06
	Asia	-0,132		Algorithm converged.	-0,253	-0,010	0,32		Algorithm converged.	0,10	0,95	0,0287		3,17		Algorithm converged.	1,06	9,54
	Rest of World	-0,075		Algorithm converged.	-0,214	0,064	0,42		Algorithm converged.	0,08	2,14	0,2812		2,39		Algorithm converged.	0,47	12,17
Race/ethnicity	White	0,038		Algorithm converged.	-0,054	0,131	1,24		Algorithm converged.	0,73	2,10	0,4183	NE	0,81		Algorithm converged.	0,48	1,36
	Black or African American	NE		NE	NE	NE	NE		NE	NE	NE	NE		NE		NE	NE	NE
	Asian	-0,123		Algorithm converged.	-0,239	-0,007	0,32		Algorithm converged.	0,11	0,98	0,0334		3,09		Algorithm converged.	1,03	9,32
	Other		*	ERROR: The mean parameter is either invalid or at a limit of its range for some observations.				*	ERROR: The mean parameter is either invalid or at a limit of its range for some observations.						*	ERROR: The mean parameter is either invalid or at a limit of its range for some observations.		
	Unknown	0,035		Algorithm converged.	-0,091	0,160	1,30		Algorithm converged.	0,50	3,41	0,5933		0,77		Algorithm converged.	0,29	2,02
ECOG performance status	0-1	0,010		Algorithm converged.	-0,059	0,079	1,06		Algorithm converged.	0,69	1,64	0,7865	0,7358	0,94		Algorithm converged.	0,61	1,45
	2	-0,021		Algorithm converged.	-0,188	0,145	0,88		Algorithm converged.	0,31	2,47	0,8019		1,14		Algorithm converged.	0,41	3,22
	Missing	NE		NE	NE	NE	NE		NE	NE	NE	NE		NE		NE	NE	NE
Cell of origin (determined by gene expression)	ABC	0,007		Algorithm converged.	-0,118	0,132	1,05		Algorithm converged.	0,47	2,31	0,9136	0,8696	0,96		Algorithm converged.	0,43	2,11
	GCB	-0,022		Algorithm converged.	-0,123	0,079	0,87		Algorithm converged.	0,47	1,62	0,6679		1,14		Algorithm converged.	0,62	2,12
	Unclassified	-0,058		Algorithm converged.	-0,256	0,139	0,74		Algorithm converged.	0,26	2,15	0,5774		1,35		Algorithm converged.	0,47	3,91
	Unknown	0,127		Algorithm converged.	0,013	0,241	3,67		Algorithm converged.	0,86	15,71	0,0541		0,27		Algorithm converged.	0,06	1,17
IPI score at Screening	1-2	-0,035		Algorithm converged.	-0,131	0,060	0,79		Algorithm converged.	0,41	1,51	0,4686	0,5750	1,27		Algorithm converged.	0,66	2,45
	3	0,039		Algorithm converged.	-0,068	0,146	1,26		Algorithm converged.	0,66	2,41	0,4808		0,79		Algorithm converged.	0,41	1,52
	4-5	0,022		Algorithm converged.	-0,117	0,160	1,15		Algorithm converged.	0,48	2,75	0,7603		0,87		Algorithm converged.	0,36	2,09
Baseline Bulky Disease	Present	0,002		Algorithm converged.	-0,100	0,103	1,01		Algorithm converged.	0,54	1,89	0,9717	0,9172	0,99		Algorithm converged.	0,53	1,85
	Absent	0,009		Algorithm converged.	-0,073	0,090	1,06		Algorithm converged.	0,63	1,78	0,8383		0,95		Algorithm converged.	0,56	1,60
Double Expressor Lymphoma by IHC (Central Review)	DEL	0,054		Algorithm converged.	-0,061	0,170	1,38		Algorithm converged.	0,69	2,79	0,3626	0,2515	0,72		Algorithm converged.	0,36	1,46
	Non DEL	-0,032		Algorithm converged.	-0,123	0,059	0,83		Algorithm converged.	0,50	1,40	0,4905		1,20		Algorithm converged.	0,71	2,02
	Unknown	0,051		Algorithm converged.	-0,072	0,173	1,83		Algorithm converged.	0,38	8,87	0,4436		0,55		Algorithm converged.	0,11	2,64
Double/Triple-Hit Lymphoma (Central Review)	DH/TH-	-0,036		Algorithm converged.	-0,115	0,042	0,81		Algorithm converged.	0,51	1,27	0,3590	0,2538	1,24		Algorithm converged.	0,79	1,95
	DH/TH+	0,123		Algorithm converged.	-0,126	0,372	2,60		Algorithm converged.	0,31	22,05	0,3621		0,38		Algorithm converged.	0,05	3,26
	Unknown	0,115		Algorithm converged.	0,005	0,225	2,96		Algorithm converged.	0,88	9,94	0,0606		0,34		Algorithm converged.	0,10	1,14

Test for interaction based on RR (Log-binomial regression)
* indicates convergence problem. Result is uninterpretable.
Only Patients with a value at Baseline and Follow-up Month 24 are included in analysis.
ETTV is mapped to the scheduled assessment that fits best after the last dose assessment (but will not be mapped to Follow-up assessments).
Clinical cut-off: 15JUN2022

Program: root/clinical_studies/RO5541077/CDPT7884/GO39942/data_analysis/ACE_BASE/prod/program/t_eff_resp.sas
Output: root/clinical studies/RO5541077/CDPT7884/GO39942/data analysis/ACE FINAL OS/prod/output/t eff resp sgl DPFGNTXFU IT POOLED 15JUN2022 39942.xls
09FEB2023 20:26

POPULATION: Global and China Extension Population, Intent-To-Treat Population, PRO-Evaluable for FACT-G NTX
ENDPOINT: FACT-G NTX
MODEL: Adjusted Analysis by IPI score, Bulky disease, Geographical region
STUDY: GO39942
Change from Baseline in FACT-G NTX (Analysis of MMRM)

FACT-GOG-NTX: Neurotoxicity subscale (NtxS)

			Polatuzumab Vedotin + R-CHP (N=466)					R-CHOP (N=465)					Difference between Treatments (Polatuzumab Vedotin + R-CHP - R-CHOP)					
			N			Statistics		N			Statistics		Statistics					
Visit	Name	Level	Total	with baseline value	included in analysis[1]	LSMeans[2]	SE (LSMeans)	Total	with baseline value	included in analysis[1]	LSMeans[2]	SE (LSMeans)	LSMeans[3]	SE (LSMeans)	95% CI (LL)	95% CI (UL)	Population	Method
Baseline	All	n/a	466	466	0	NE	NE	465	465	0	NE	NE	NE	NE	NE	NE	Global and China Extension Population, Intent-To-Treat Population, PRO-Evaluable for FACT-G NTX	adjusted
Cycle 2 Day 1	All	n/a	465	465	457	0.21	0.18	458	458	446	-0.07	0.18	0.28	0.23	-0.18	0.74	Global and China Extension Population, Intent-To-Treat Population, PRO-Evaluable for FACT-G NTX	adjusted
Cycle 3 Day 1	All	n/a	462	462	451	0.17	0.21	449	449	442	-0.76	0.21	0.93	0.28	0.38	1.47	Global and China Extension Population, Intent-To-Treat Population, PRO-Evaluable for FACT-G NTX	adjusted
Cycle 4 Day 1	All	n/a	462	462	452	-0.38	0.23	442	442	428	-1.57	0.23	1.19	0.30	0.59	1.79	Global and China Extension Population, Intent-To-Treat Population, PRO-Evaluable for FACT-G NTX	adjusted
Cycle 5 Day 1	All	n/a	454	454	441	-0.94	0.27	432	432	424	-2.14	0.27	1.20	0.36	0.50	1.91	Global and China Extension Population, Intent-To-Treat Population, PRO-Evaluable for FACT-G NTX	adjusted
Cycle 6 Day 1	All	n/a	442	442	432	-1.85	0.29	426	426	421	-2.82	0.29	0.97	0.40	0.19	1.75	Global and China Extension Population, Intent-To-Treat Population, PRO-Evaluable for FACT-G NTX	adjusted
Cycle 7 Day 1	All	n/a	429	429	419	-2.50	0.31	409	409	399	-3.29	0.32	0.79	0.43	-0.05	1.63	Global and China Extension Population, Intent-To-Treat Population, PRO-Evaluable for FACT-G NTX	adjusted
Cycle 8 Day 1	All	n/a	419	419	409	-2.29	0.32	403	403	397	-2.37	0.32	0.07	0.43	-0.77	0.92	Global and China Extension Population, Intent-To-Treat Population, PRO-Evaluable for FACT-G NTX	adjusted
Treatment Comp Or Early Discon	All	n/a	454	454	440	-2.72	0.30	453	453	433	-1.80	0.30	-0.92	0.41	-1.71	-0.12	Global and China Extension Population, Intent-To-Treat Population, PRO-Evaluable for FACT-G NTX	adjusted
Follow-Up Month 6	All	n/a	379	379	332	-1.29	0.28	363	363	308	-1.07	0.28	-0.21	0.38	-0.96	0.53	Global and China Extension Population, Intent-To-Treat Population, PRO-Evaluable for FACT-G NTX	adjusted
Follow-Up Month 12	All	n/a	356	356	308	-1.32	0.30	319	319	267	-1.08	0.31	-0.24	0.41	-1.05	0.58	Global and China Extension Population, Intent-To-Treat Population, PRO-Evaluable for FACT-G NTX	adjusted
Follow-Up Month 18	All	n/a	326	326	294	-1.68	0.32	289	289	262	-1.42	0.33	-0.26	0.45	-1.14	0.62	Global and China Extension Population, Intent-To-Treat Population, PRO-Evaluable for FACT-G NTX	adjusted
Follow-Up Month 24	All	n/a	303	303	272	-1.45	0.33	266	266	237	-1.31	0.35	-0.14	0.47	-1.06	0.77	Global and China Extension Population, Intent-To-Treat Population, PRO-Evaluable for FACT-G NTX	adjusted
Follow-Up Month 36	All	n/a	119	119	90	-1.99	0.53	97	97	61	-1.39	0.62	-0.59	0.81	-2.19	1.00	Global and China Extension Population, Intent-To-Treat Population, PRO-Evaluable for FACT-G NTX	adjusted
Follow-Up Month 48	All	n/a	0	0	0	NE	NE	1	1	0	NE	NE	NE	NE	NE	NE	Global and China Extension Population, Intent-To-Treat Population, PRO-Evaluable for FACT-G NTX	adjusted

[1] Patients with a value at baseline and a post-baseline value at the respective visit.
[2] LSMeans of change from baseline from MMRM (including all available records from all scheduled visits)
[3] Contrasts from MMRM
[4] Factors/Covariates: treatment, visit, treatment-by-visit interaction, baseline value. In addition, for the total population, adjusted for randomization stratification factors.
Clinical cut-off: 15JUN2022

Program: root/clinical_studies/RO5541077/CDPT7884/GO39942/data_analysis/ACE_BASE/prod/program/t_pro_mmrm2.sas
Output: root/clinical_studies/RO5541077/CDPT7884/GO39942/data_analysis/ACE_FINAL_OS/prod/output/t_pro_mmrm2_adj_PFGNTX_FACTGpop_IT_POOLED_15JUN2022_39942.xls
13MAR2023 19:51

POPULATION: Global and China Extension Population, Intent-To-Treat Population
ENDPOINT: FACT-LYM Subscale
MODEL: descriptive
STUDY: GO39942
Compliance/Mean

FACT-LYM: Lymphoma subscale (LYMS)

		Polatuzumab Vedotin + R-CHP (N=500)						R-CHOP (N=500)					
		Patients				Statistics		Patients				Statistics	
Name Visit	Level	in study[1]	%	with value[1]	%	Mean[2]	SD(Mean)	in study[1]	%	with value[1]	%	Mean[2]	SD(Mean)
All													
BASELINE	n/a	500	100.0	469	93.8	45.24	9.94	500	100.0	465	93.0	45.56	9.85
CYCLE 2 DAY 1	n/a	491	98.2	477	97.1	48.97	8.24	492	98.4	475	96.5	49.64	7.82
CYCLE 3 DAY 1	n/a	487	97.4	471	96.7	50.02	8.11	486	97.2	471	96.9	50.32	7.88
CYCLE 5 DAY 1	n/a	482	96.4	462	95.9	50.43	8.07	477	95.4	458	96.0	50.09	8.56
TREATMENT COMPLETION	n/a	469	93.8	448	95.5	52.13	7.56	458	91.6	426	93.0	52.44	7.03
FOLLOW-UP MONTH 6	n/a	398	79.6	346	86.9	52.89	7.64	386	77.2	326	84.5	52.64	6.81
FOLLOW-UP MONTH 12	n/a	373	74.6	323	86.6	52.65	7.47	338	67.6	280	82.8	52.46	7.09
FOLLOW-UP MONTH 18	n/a	343	68.6	310	90.4	52.95	7.26	308	61.6	273	88.6	52.65	7.78
FOLLOW-UP MONTH 24	n/a	318	63.6	284	89.3	53.13	7.17	284	56.8	255	89.8	52.78	7.72
FOLLOW-UP MONTH 36	n/a	123	24.6	94	76.4	52.89	8.27	105	21.0	66	62.9	52.53	6.81
FOLLOW-UP MONTH 48	n/a	0	NE	0	NE	NE	NE	1	0.2	0	NE	NE	NE

[1] in study: number of subjects in study at respective visit; % based on baseline
with value: number of subjects in study and with value at respective visit - used for the calculation of the mean and SD; % based on patients in study at respective visit
[2] mean: descriptive statistics - absolute values
Baseline is defined as the last assessment prior to the first dose of study treatment. Only scheduled assessments are included in the table.
ETTV is mapped to the scheduled assessment that fits best after the last dose assessment (but will not be mapped to Follow-up assessments).
Clinical cut-off: 15JUN2022

Program: root/clinical_studies/RO5541077/CDPT7884/GO39942/data_analysis/ACE_BASE/prod/program/t_eff_mean.sas
Output: root/clinical_studies/RO5541077/CDPT7884/GO39942/data_analysis/ACE_FINAL_OS/prod/output/t_eff_mean_PLYMS_IT_POOLED_15JUN2022_39942.xls
09FEB2023 20:54

POPULATION: Global and China Extension Population, Intent-To-Treat Population
ENDPOINT: FACT-LYM Subscale
STUDY: GO39942
Line Plot of Mean by Visit

FACT-LYM: Lymphoma subscale (LYMS)

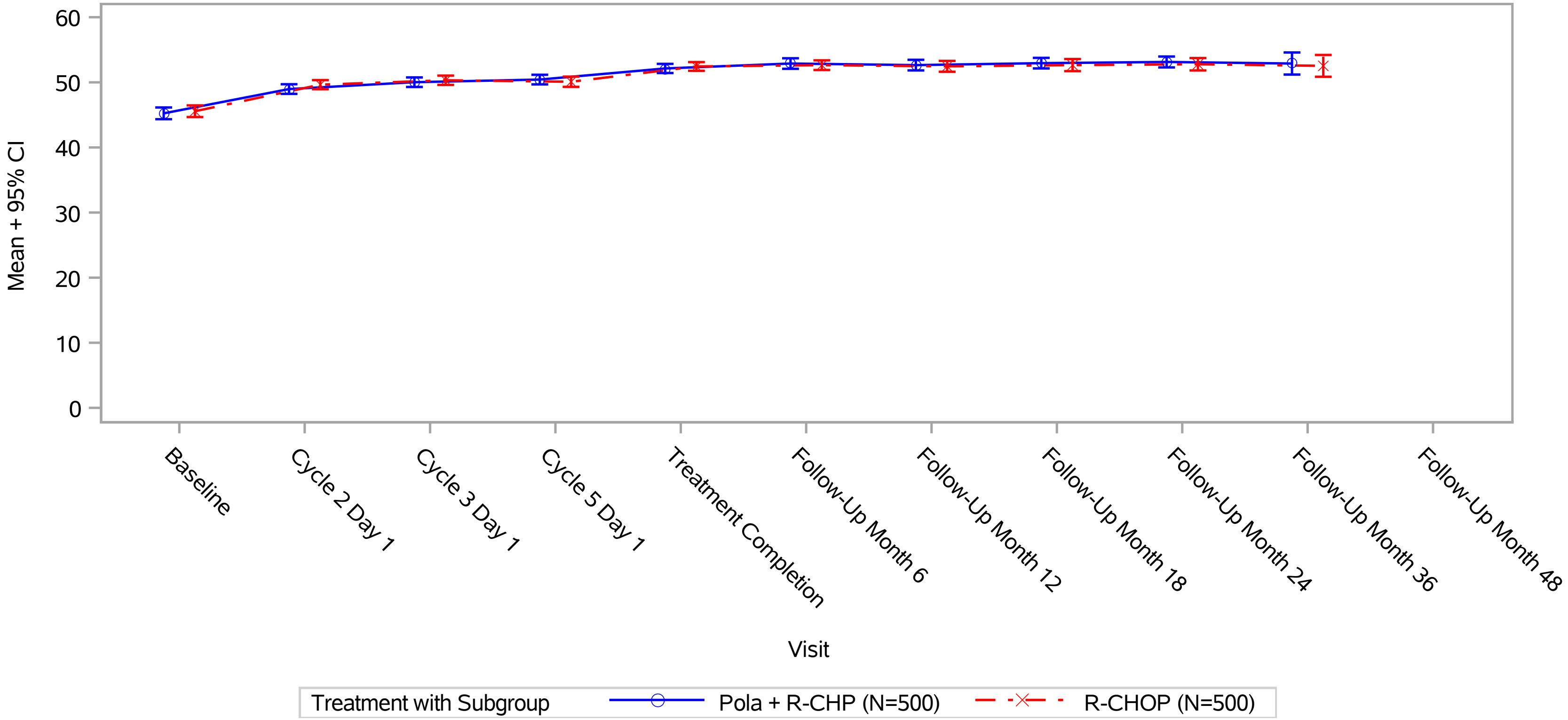

Baseline is defined as the last assessment prior to the first dose of study treatment. Only scheduled assessments are included in the plot.
ETTV is mapped to the scheduled assessment that fits best after the last dose assessment (but will not be mapped to Follow-up assessments).
Clinical cut-off: 15JUN2022

Program: ..ies/RO5541077/CDPT7884/GO39942/data_analysis/ACE_BASE/prod/program/g_mean_plot.sas
Output: ..a_analysis/ACE_FINAL_OS/prod/output/g_mean_plot_PLYMS_IT_POOLED_15JUN2022_39942.pdf
09FEB2023 21:00

POPULATION: Global and China Extension Population, Intent-To-Treat Population
ENDPOINT: FACT-LYM: Deterioration (MID=9) at EOT in Lymphoma subscale (LYMS)
MODEL: Stratified Analysis by IPI score, Bulky disease, Geographical region
STUDY: GO39942
Dichotomous Analysis (Efficacy)

		Polatuzumab Vedotin + R-CHP (N=500)				R-CHOP (N=500)				Polatuzumab Vedotin + R-CHP vs. R-CHOP																R-CHOP vs. Polatuzumab Vedotin + R-CHP				
		Patients		Patients with Event		Patients		Patients with Event		Odds Ratio				Absolute Risk Difference					Relative Risk							Relative Risk				
Name	Level	n	%	n	%	n	%	n	%	Odds Ratio		Convergence Reason	95% Lower CL	95% Upper CL	Absolute Risk		Convergence Reason	95% Lower CL	95% Upper CL	Relative Risk		Convergence Reason	95% Lower CL	95% Upper CL	p-value (Cochran-Mantel-Haenszel)	Relative Risk		Convergence Reason	95% Lower CL	95% Upper CL
All	n/a	428	85.6	10	2.3	400	80.0	13	3.3	0.72		Convergence criterion (GCONV=1E-8) satisfied.	0.31	1.66	-0.009		Algorithm converged.	-0.032	0.014	0.72		Algorithm converged.	0.32	1.63	0.4423	1.38		Algorithm converged.	0.61	3.11

* indicates convergence problem. Result is uninterpretable.
OR is computed by stratified analysis, RR and ARD by adjusted analysis
Only Patients with a value at Baseline and EOT are included in analysis.
ETTV is mapped to the scheduled assessment that fits best after the last dose assessment (but will not be mapped to Follow-up assessments).
Clinical cut-off: 15JUN2022

Program: root/clinical_studies/RO5541077/CDPT7884/GO39942/data_analysis/ACE_BASE/prod/program/t_eff_resp.sas
Output: root/clinical_studies/RO5541077/CDPT7884/GO39942/data_analysis/ACE_FINAL_OS/prod/output/t_eff_resp_str_DPLYMSET_IT_POOLED_15JUN2022_39942.xls
09FEB2023 20:03

POPULATION: Global and China Extension Population, Intent-To-Treat Population
ENDPOINT: FACT-LYM: Deterioration (MID=9) at EOT in Lymphoma subscale (LYMS)
MODEL: Unstratified Analysis
STUDY: GO39942
Dichotomous Analysis by Subgroups (Efficacy)

		Polatuzumab Vedotin + R-CHP (N=500)				R-CHOP (N=500)				Polatuzumab Vedotin + R-CHP vs. R-CHOP																	R-CHOP vs. Polatuzumab Vedotin + R-CHP				
		Patients		Patients with Event		Patients		Patients with Event		Odds Ratio					Absolute Risk Difference					Relative Risk							Relative Risk				
Name	Level	n	%	n	%	n	%	n	%	Odds Ratio		Convergence Reason	95% Lower CL	95% Upper CL	Absolute Risk		Convergence Reason	95% Lower CL	95% Upper CL	Relative Risk		Convergence Reason	95% Lower CL	95% Upper CL	p-value (Cochran-Mantel-Haenszel)	Interaction Test p-value (likelihood ratio)	Relative Risk		Convergence Reason	95% Lower CL	95% Upper CL
All	n/a	428	85.6	10	2.3	400	80.0	13	3.3	0.71		Convergence criterion (GCONV=1E-8) satisfied.	0.31	1.64	-0.009		Algorithm converged.	-0.032	0.013	0.72		Algorithm converged.	0.32	1.62	0.4244		1.39		Algorithm converged.	0.62	3.14
Sex	Male	225	45.0	4	1.8	215	43.0	9	4.2	0.41		Convergence criterion (GCONV=1E-8) satisfied.	0.13	1.37	-0.024		Algorithm converged.	-0.056	0.008	0.42		Algorithm converged.	0.13	1.36	0.1363	0.1703	2.35		Algorithm converged.	0.74	7.53
	Female	203	40.6	6	3.0	185	37.0	4	2.2	1.38		Convergence criterion (GCONV=1E-8) satisfied.	0.38	4.96	0.008		Algorithm converged.	-0.023	0.039	1.37		Algorithm converged.	0.39	4.77	0.6227		0.73		Algorithm converged.	0.21	2.55
Age	<= 60	147	29.4	1	0.7	129	25.8	2	1.6	0.43		Convergence criterion (GCONV=1E-8) satisfied.	0.04	4.85	-0.009		Algorithm converged.	-0.034	0.016	0.44		Algorithm converged.	0.04	4.78	0.4875	0.6438	2.28		Algorithm converged.	0.21	24.84
	> 60	281	56.2	9	3.2	271	54.2	11	4.1	0.78		Convergence criterion (GCONV=1E-8) satisfied.	0.32	1.92	-0.009		Algorithm converged.	-0.040	0.023	0.79		Algorithm converged.	0.33	1.87	0.5908		1.27		Algorithm converged.	0.53	3.01
Geographic region	Western Europe/United States/Canada/Australia	242	48.4	5	2.1	221	44.2	6	2.7	0.76		Convergence criterion (GCONV=1E-8) satisfied.	0.23	2.51	-0.006		Algorithm converged.	-0.034	0.021	0.76		Algorithm converged.	0.24	2.46	0.6474	0.5855	1.31		Algorithm converged.	0.41	4.25
	Asia	133	26.6	3	2.3	128	25.6	6	4.7	0.47		Convergence criterion (GCONV=1E-8) satisfied.	0.11	1.92	-0.024		Algorithm converged.	-0.069	0.020	0.48		Algorithm converged.	0.12	1.88	0.2827		2.08		Algorithm converged.	0.53	8.13
	Rest of World	53	10.6	2	3.8	51	10.2	1	2.0	1.96		Convergence criterion (GCONV=1E-8) satisfied.	0.17	22.32	0.018		Algorithm converged.	-0.046	0.082	1.92		Algorithm converged.	0.18	20.58	0.5827		0.52		Algorithm converged.	0.05	5.56
Race/ethnicity	White	199	39.8	5	2.5	183	36.6	5	2.7	0.92		Convergence criterion (GCONV=1E-8) satisfied.	0.26	3.22	-0.002		Algorithm converged.	-0.034	0.030	0.92		Algorithm converged.	0.27	3.12	0.8933	0.7447	1.09		Algorithm converged.	0.32	3.70
	Black or African American	6	1.2	0	0.0	4	0.8	0	0.0	NE			NE	NE	NE		NE	NE	NE	NE		NE	NE	NE	NE		NE		NE	NE	NE
	Asian	137	27.4	3	2.2	133	26.6	6	4.5	0.47		Convergence criterion (GCONV=1E-8) satisfied.	0.12	1.94	-0.023		Algorithm converged.	-0.066	0.020	0.49		Algorithm converged.	0.12	1.90	0.2889		2.06		Algorithm converged.	0.53	8.07
	Other	6	1.2	0	0.0	9	1.8	1	11.1		*	Quasi-complete separation of data points detected.				*	ERROR: Error in computing the link function, its derivatives, or the variance function.			0.00		Algorithm converged.	0.00	NE	0.4142		>999.99		Algorithm converged.	0.00	NE
	Unknown	80	16.0	2	2.5	71	14.2	1	1.4	1.79		Convergence criterion (GCONV=1E-8) satisfied.	0.16	20.23	0.011		Algorithm converged.	-0.033	0.055	1.77		Algorithm converged.	0.16	19.16	0.6325		0.56		Algorithm converged.	0.05	6.08
ECOG performance status	0-1	366	73.2	9	2.5	343	68.6	12	3.5	0.70		Convergence criterion (GCONV=1E-8) satisfied.	0.29	1.67	-0.010		Algorithm converged.	-0.035	0.015	0.70		Algorithm converged.	0.30	1.65	0.4149	0.8645	1.42		Algorithm converged.	0.61	3.33
	2	62	12.4	1	1.6	56	11.2	1	1.8	0.90		Convergence criterion (GCONV=1E-8) satisfied.	0.06	14.76	-0.002		Algorithm converged.	-0.048	0.045	0.90		Algorithm converged.	0.06	14.10	0.9424		1.11		Algorithm converged.	0.07	17.29
	Missing	0	0.0	0	0.0	1	0.2	0	0.0	NE			NE	NE	NE		NE	NE	NE	NE		NE	NE	NE	NE		NE		NE	NE	NE
Cell of origin (determined by gene expression)	ABC	121	24.2	4	3.3	117	23.4	2	1.7	1.97		Convergence criterion (GCONV=1E-8) satisfied.	0.35	10.94	0.016		Algorithm converged.	-0.024	0.056	1.93		Algorithm converged.	0.36	10.36	0.4332	0.4071	0.52		Algorithm converged.	0.10	2.77
	GCB	160	32.0	4	2.5	152	30.4	6	3.9	0.62		Convergence criterion (GCONV=1E-8) satisfied.	0.17	2.26	-0.014		Algorithm converged.	-0.054	0.025	0.63		Algorithm converged.	0.18	2.20	0.4689		1.58		Algorithm converged.	0.45	5.49
	Unclassified	46	9.2	1	2.2	51	10.2	3	5.9	0.36		Convergence criterion (GCONV=1E-8) satisfied.	0.04	3.54	-0.037		Algorithm converged.	-0.114	0.040	0.37		Algorithm converged.	0.04	3.43	0.3615		2.71		Algorithm converged.	0.29	25.11
	Unknown	101	20.2	1	1.0	80	16.0	2	2.5	0.39		Convergence criterion (GCONV=1E-8) satisfied.	0.03	4.38	-0.015		Algorithm converged.	-0.054	0.024	0.40		Algorithm converged.	0.04	4.29	0.4307		2.52		Algorithm converged.	0.23	27.35
IPI score at Screening	1-2	164	32.8	4	2.4	164	32.8	5	3.0	0.80		Convergence criterion (GCONV=1E-8) satisfied.	0.21	3.01	-0.006		Algorithm converged.	-0.041	0.029	0.80		Algorithm converged.	0.22	2.93	0.7357	0.7133	1.25		Algorithm converged.	0.34	4.57
	3	171	34.2	5	2.9	147	29.4	5	3.4	0.86		Convergence criterion (GCONV=1E-8) satisfied.	0.24	3.01	-0.005		Algorithm converged.	-0.043	0.034	0.86		Algorithm converged.	0.25	2.91	0.8081		1.16		Algorithm converged.	0.34	3.94
	4-5	93	18.6	1	1.1	89	17.8	3	3.4	0.31		Convergence criterion (GCONV=1E-8) satisfied.	0.03	3.05	-0.023		Algorithm converged.	-0.066	0.020	0.32		Algorithm converged.	0.03	3.01	0.2924		3.13		Algorithm converged.	0.33	29.58
Baseline Bulky Disease	Present	172	34.4	3	1.7	162	32.4	4	2.5	0.70		Convergence criterion (GCONV=1E-8) satisfied.	0.15	3.18	-0.007		Algorithm converged.	-0.038	0.024	0.71		Algorithm converged.	0.16	3.11	0.6444	0.9794	1.42		Algorithm converged.	0.32	6.23
	Absent	256	51.2	7	2.7	238	47.6	9	3.8	0.72		Convergence criterion (GCONV=1E-8) satisfied.	0.26	1.95	-0.010		Algorithm converged.	-0.042	0.021	0.72		Algorithm converged.	0.27	1.91	0.5117		1.38		Algorithm converged.	0.52	3.65
Double Expressor Lymphoma by IHC (Central Review)	DEL	128	25.6	6	4.7	131	26.2	2	1.5	3.17		Convergence criterion (GCONV=1E-8) satisfied.	0.63	16.01	0.032		Algorithm converged.	-0.011	0.074	3.07		Algorithm converged.	0.63	14.93	0.1423	0.0446	0.33		Algorithm converged.	0.07	1.58
	Non DEL	222	44.4	4	1.8	203	40.6	8	3.9	0.45		Convergence criterion (GCONV=1E-8) satisfied.	0.13	1.51	-0.021		Algorithm converged.	-0.053	0.011	0.46		Algorithm converged.	0.14	1.50	0.1841		2.19		Algorithm converged.	0.67	7.15
	Unknown	78	15.6	0	0.0	66	13.2	3	4.5		*	Quasi-complete separation of data points detected.				*	ERROR: Error in computing the link function, its derivatives, or the variance function.			0.00		Algorithm converged.	0.00	NE	0.0579		>999.99		Algorithm converged.	0.00	NE
Double/Triple-Hit Lymphoma (Central Review)	DH/TH-	294	58.8	10	3.4	290	58.0	7	2.4	1.42		Convergence criterion (GCONV=1E-8) satisfied.	0.53	3.79	0.010		Algorithm converged.	-0.017	0.037	1.41		Algorithm converged.	0.54	3.65	0.4782	0.1418	0.71		Algorithm converged.	0.27	1.84
	DH/TH+	23	4.6	0	0.0	16	3.2	1	6.3		*	Quasi-complete separation of data points detected.				*	ERROR: Error in computing the link function, its derivatives, or the variance function.			0.00		Algorithm converged.	0.00	NE	0.2305		>999.99		Algorithm converged.	0.00	NE
	Unknown	111	22.2	0	0.0	94	18.8	5	5.3		*	Quasi-complete separation of data points detected.				*	WARNING: The relative Hessian convergence criterion of 5.6259681403 is greater than the limit of 0.0001. The convergence is questionable.			0.00		Algorithm converged.	0.00	NE	0.0141		>999.99		Algorithm converged.	0.00	NE

Test for interaction based on RR (Log-binomial regression)
* indicates convergence problem. Result is uninterpretable.
Only Patients with a value at Baseline and EOT are included in analysis.
ETTV is mapped to the scheduled assessment that fits best after the last dose assessment (but will not be mapped to Follow-up assessments).
Clinical cut-off: 15JUN2022

Program: root/clinical_studies/RO5541077/CDPT7884/GO39942/data_analysis/ACE_BASE/prod/program/t_eff_resp.sas
Output: root/clinical_studies/RO5541077/CDPT7884/GO39942/data_analysis/ACE_FINAL_OS/prod/output/t_eff_resp_sgl_DPLYMSET_IT_POOLED_15JUN2022_39942.xls
09FEB2023 20:10

POPULATION: Global and China Extension Population, Intent-To-Treat Population
ENDPOINT: FACT-LYM: Deterioration (MID=9) at FU Month 24 in Lymphoma subscale (LYMS)
MODEL: Stratified Analysis by IPI score, Bulky disease, Geographical region
STUDY: GO39942
Dichotomous Analysis (Efficacy)

		Polatuzumab Vedotin + R-CHP (N=500)				R-CHOP (N=500)				Polatuzumab Vedotin + R-CHP vs. R-CHOP																R-CHOP vs. Polatuzumab Vedotin + R-CHP				
		Patients		Patients with Event		Patients		Patients with Event		Odds Ratio					Absolute Risk Difference					Relative Risk						Relative Risk				
Name	Level	n	%	n	%	n	%	n	%	Odds Ratio		Convergence Reason	95% Lower CL	95% Upper CL	Absolute Risk		Convergence Reason	95% Lower CL	95% Upper CL	Relative Risk		Convergence Reason	95% Lower CL	95% Upper CL	p-value (Cochran-Mantel-Haenszel)	Relative Risk		Convergence Reason	95% Lower CL	95% Upper CL
All	n/a	270	54,0	7	2,6	242	48,4	5	2,1	1,20		Convergence criterion (GCONV=1E-8) satisfied.	0,37	3,85		*	WARNING: The relative Hessian convergence criterion of 1.0217967886 is greater than the limit of 0.0001. The convergence is questionable.				*	ERROR: The mean parameter is either invalid or at a limit of its range for some observations.					*	ERROR: The mean parameter is either invalid or at a limit of its range for some observations.		

* indicates convergence problem. Result is uninterpretable.
OR is computed by stratified analysis, RR and ARD by adjusted analysis
Only Patients with a value at Baseline and Follow-up Month 24 are included in analysis.
ETTV is mapped to the scheduled assessment that fits best after the last dose assessment (but will not be mapped to Follow-up assessments).
Clinical cut-off: 15JUN2022

Program: root/clinical_studies/RO5541077/CDPT7884/GO39942/data_analysis/ACE_BASE/prod/program/t_eff_resp.sas
Output: root/clinical_studies/RO5541077/CDPT7884/GO39942/data_analysis/ACE_FINAL_OS/prod/output/t_eff_resp_str_DPLYMSFU_IT_POOLED_15JUN2022_39942.xls
09FEB2023 20:06

POPULATION: Global and China Extension Population, Intent-To-Treat Population
ENDPOINT: FACT-LYM: Deterioration (MID=9) at FU Month 24 in Lymphoma subscale (LYMS)
MODEL: Unstratified Analysis
STUDY: GO39942
Dichotomous Analysis by Subgroups (Efficacy)

		Polatuzumab Vedotin + R-CHP (N=500)				R-CHOP (N=500)				Polatuzumab Vedotin + R-CHP vs. R-CHOP																	R-CHOP vs. Polatuzumab Vedotin + R-CHP				
		Patients		Patients with Event		Patients		Patients with Event		Odds Ratio					Absolute Risk Difference					Relative Risk							Relative Risk				
Name	Level	n	%	n	%	n	%	n	%	Odds Ratio		Convergence Reason	95% Lower CL	95% Upper CL	Absolute Risk		Convergence Reason	95% Lower CL	95% Upper CL	Relative Risk		Convergence Reason	95% Lower CL	95% Upper CL	p-value (Cochran-Mantel-Haenszel)	Interaction Test p-value (likelihood ratio)	Relative Risk		Convergence Reason	95% Lower CL	95% Upper CL
All	n/a	270	54.0	7	2.6	242	48.4	5	2.1	1.26		Convergence criterion (GCONV=1E-8) satisfied.	0.40	4.03	0.005		Algorithm converged.	-0.021	0.031	1.25		Algorithm converged.	0.40	3.90	0.6945		0.80		Algorithm converged.	0.26	2.48
Sex	Male	140	28.0	2	1.4	116	23.2	2	1.7	0.83		Convergence criterion (GCONV=1E-8) satisfied.	0.11	5.96	-0.003		Algorithm converged.	-0.034	0.028	0.83		Algorithm converged.	0.12	5.79	0.8497	0.5858	1.21		Algorithm converged.	0.17	8.44
	Female	130	26.0	5	3.8	126	25.2	3	2.4	1.64		Convergence criterion (GCONV=1E-8) satisfied.	0.38	7.01	0.015		Algorithm converged.	-0.028	0.057	1.62		Algorithm converged.	0.39	6.62	0.5014		0.62		Algorithm converged.	0.15	2.54
Age	<= 60	89	17.8	3	3.4	75	15.0	1	1.3	2.58		Convergence criterion (GCONV=1E-8) satisfied.	0.26	25.35	0.020		Algorithm converged.	-0.025	0.066	2.53		Algorithm converged.	0.27	23.80	0.4009	0.4349	0.40		Algorithm converged.	0.04	3.72
	> 60	181	36.2	4	2.2	167	33.4	4	2.4	0.92		Convergence criterion (GCONV=1E-8) satisfied.	0.23	3.74	-0.002		Algorithm converged.	-0.033	0.030	0.92		Algorithm converged.	0.23	3.63	0.9084		1.08		Algorithm converged.	0.28	4.26
Geographic region	Western Europe/United States/Canada/Australia	167	33.4	3	1.8	158	31.6	2	1.3	1.43		Convergence criterion (GCONV=1E-8) satisfied.	0.24	8.65	0.005		Algorithm converged.	-0.021	0.032	1.42		Algorithm converged.	0.24	8.38	0.6981	0.2195	0.70		Algorithm converged.	0.12	4.16
	Asia	66	13.2	2	3.0	53	10.6	3	5.7	0.52		Convergence criterion (GCONV=1E-8) satisfied.	0.08	3.24	-0.026		Algorithm converged.	-0.101	0.048	0.54		Algorithm converged.	0.09	3.09	0.4791		1.87		Algorithm converged.	0.32	10.77
	Rest of World	37	7.4	2	5.4	31	6.2	0	0.0		*	Quasi-complete separation of data points detected.				*	WARNING: The relative Hessian convergence criterion of 3.9582185528 is greater than the limit of 0.0001. The convergence is questionable.			NE		Algorithm converged.	NE	NE	0.1921		NE		Algorithm converged.	NE	NE
Race/ethnicity	White	136	27.2	3	2.2	130	26.0	2	1.5	1.44		Convergence criterion (GCONV=1E-8) satisfied.	0.24	8.78	0.007		Algorithm converged.	-0.026	0.039	1.43		Algorithm converged.	0.24	8.44	0.6892	NE	0.70		Algorithm converged.	0.12	4.11
	Black or African American	5	1.0	0	0.0	1	0.2	0	0.0	NE			NE	NE	NE		NE	NE	NE	NE		NE	NE	NE	NE		NE		NE	NE	NE
	Asian	68	13.6	2	2.9	56	11.2	3	5.4	0.54		Convergence criterion (GCONV=1E-8) satisfied.	0.09	3.32	-0.024		Algorithm converged.	-0.096	0.047	0.55		Algorithm converged.	0.10	3.17	0.4979		1.82		Algorithm converged.	0.32	10.52
	Other	2	0.4	1	50.0	4	0.8	0	0.0		*	Quasi-complete separation of data points detected.				*	ERROR: Error in computing the link function, its derivatives, or the variance function.			NE		Algorithm converged.	NE	NE	0.1573		NE		Algorithm converged.	NE	NE
	Unknown	59	11.8	1	1.7	51	10.2	0	0.0		*	Quasi-complete separation of data points detected.				*	ERROR: Error in computing the link function, its derivatives, or the variance function.			NE		Algorithm converged.	NE	NE	0.3525		NE		Algorithm converged.	NE	NE
ECOG performance status	0-1	231	46.2	7	3.0	206	41.2	5	2.4	1.26		Convergence criterion (GCONV=1E-8) satisfied.	0.39	4.02	0.006		Algorithm converged.	-0.024	0.037	1.25		Algorithm converged.	0.40	3.87	0.7005	1.0000	0.80		Algorithm converged.	0.26	2.48
	2	39	7.8	0	0.0	35	7.0	0	0.0	NE			NE	NE	NE		NE	NE	NE	NE		NE	NE	NE	NE		NE		NE	NE	NE
	Missing	0	0.0	0	0.0	1	0.2	0	0.0	NE			NE	NE	NE		NE	NE	NE	NE		NE	NE	NE	NE		NE		NE	NE	NE
Cell of origin (determined by gene expression)	ABC	76	15.2	2	2.6	61	12.2	2	3.3	0.80		Convergence criterion (GCONV=1E-8) satisfied.	0.11	5.83	-0.006		Algorithm converged.	-0.064	0.051	0.80		Algorithm converged.	0.12	5.53	0.8237	0.3468	1.25		Algorithm converged.	0.18	8.59
	GCB	109	21.8	3	2.8	98	19.6	3	3.1	0.90		Convergence criterion (GCONV=1E-8) satisfied.	0.18	4.55	-0.003		Algorithm converged.	-0.049	0.043	0.90		Algorithm converged.	0.19	4.35	0.8950		1.11		Algorithm converged.	0.23	5.38
	Unclassified	23	4.6	1	4.3	41	8.2	0	0.0		*	Quasi-complete separation of data points detected.				*	ERROR: Error in computing the link function, its derivatives, or the variance function.			NE		Algorithm converged.	NE	NE	0.1818		NE		Algorithm converged.	NE	NE
	Unknown	62	12.4	1	1.6	42	8.4	0	0.0		*	Quasi-complete separation of data points detected.				*	WARNING: The relative Hessian convergence criterion of 7.7572724377 is greater than the limit of 0.0001. The convergence is questionable.			NE		Algorithm converged.	NE	NE	0.4105		NE		Algorithm converged.	NE	NE
IPI score at Screening	1-2	105	21.0	4	3.8	105	21.0	3	2.9	1.35		Convergence criterion (GCONV=1E-8) satisfied.	0.29	6.17	0.010		Algorithm converged.	-0.039	0.058	1.33		Algorithm converged.	0.31	5.81	0.7013	0.4568	0.75		Algorithm converged.	0.17	3.27
	3	114	22.8	2	1.8	82	16.4	2	2.4	0.71		Convergence criterion (GCONV=1E-8) satisfied.	0.10	5.18	-0.007		Algorithm converged.	-0.048	0.034	0.72		Algorithm converged.	0.10	5.00	0.7387		1.39		Algorithm converged.	0.20	9.67
	4-5	51	10.2	1	2.0	55	11.0	0	0.0		*	Quasi-complete separation of data points detected.				*	ERROR: Error in computing the link function, its derivatives, or the variance function.			NE		Algorithm converged.	NE	NE	0.2990		NE		Algorithm converged.	NE	NE
Baseline Bulky Disease	Present	104	20.8	1	1.0	102	20.4	0	0.0		*	Quasi-complete separation of data points detected.				*	ERROR: Error in computing the link function, its derivatives, or the variance function.			NE		Algorithm converged.	NE	NE	0.3220	0.2579	NE		Algorithm converged.	NE	NE
	Absent	166	33.2	6	3.6	140	28.0	5	3.6	1.01		Convergence criterion (GCONV=1E-8) satisfied.	0.30	3.39	0.000		Algorithm converged.	-0.041	0.042	1.01		Algorithm converged.	0.32	3.25	0.9840		0.99		Algorithm converged.	0.31	3.17
Double Expressor Lymphoma by IHC (Central Review)	DEL	84	16.8	3	3.6	80	16.0	2	2.5	1.44		Convergence criterion (GCONV=1E-8) satisfied.	0.23	8.88	0.011		Algorithm converged.	-0.042	0.063	1.43		Algorithm converged.	0.25	8.33	0.6908	0.8928	0.70		Algorithm converged.	0.12	4.08
	Non DEL	141	28.2	4	2.8	129	25.8	3	2.3	1.23		Convergence criterion (GCONV=1E-8) satisfied.	0.27	5.59	0.005		Algorithm converged.	-0.033	0.043	1.22		Algorithm converged.	0.28	5.35	0.7921		0.82		Algorithm converged.	0.19	3.59
	Unknown	45	9.0	0	0.0	33	6.6	0	0.0	NE			NE	NE	NE		NE	NE	NE	NE		NE	NE	NE	NE		NE		NE	NE	NE
Double/Triple-Hit Lymphoma (Central Review)	DH/TH-	187	37.4	7	3.7	176	35.2	4	2.3	1.67		Convergence criterion (GCONV=1E-8) satisfied.	0.48	5.81	0.015		Algorithm converged.	-0.020	0.050	1.65		Algorithm converged.	0.49	5.53	0.4146	0.1634	0.61		Algorithm converged.	0.18	2.04
	DH/TH+	15	3.0	0	0.0	14	2.8	1	7.1		*	Quasi-complete separation of data points detected.				*	ERROR: Error in computing the link function, its derivatives, or the variance function.			0.00		Algorithm converged.	0.00	NE	0.3006		>999.99		Algorithm converged.	0.00	NE
	Unknown	68	13.6	0	0.0	52	10.4	0	0.0	NE			NE	NE	NE		NE	NE	NE	NE		NE	NE	NE	NE		NE		NE	NE	NE

Test for interaction based on RR (Log-binomial regression)
* indicates convergence problem. Result is uninterpretable.
Only Patients with a value at Baseline and Follow-up Month 24 are included in analysis.
ETTV is mapped to the scheduled assessment that fits best after the last dose assessment (but will not be mapped to Follow-up assessments).
Clinical cut-off: 15JUN2022

Program: root/clinical_studies/RO5541077/CDPT7884/GO39942/data_analysis/ACE_BASE/prod/program/t_eff_resp.sas
Output: root/clinical_studies/RO5541077/CDPT7884/GO39942/data_analysis/ACE_FINAL_OS/prod/output/t_eff_resp_sgl_DPLYMSFU_IT_POOLED_15JUN2022_39942.xls
09FEB2023 20:12

POPULATION: Global and China Extension Population, Intent-To-Treat Population, PRO-Evaluable for FACT-Lymphoma Subscale
ENDPOINT: FACT-LYM Subscale
MODEL: Adjusted Analysis by IPI score, Bulky disease, Geographical region
STUDY: GO39942
Change from Baseline in FACT-LYM Subscale (Analysis of MMRM)

FACT-LYM: Lymphoma subscale (LYMS)

			Polatuzumab Vedotin + R-CHP (N=464)					R-CHOP (N=463)					Difference between Treatments (Polatuzumab Vedotin + R-CHP - R-CHOP)					
			N			Statistics		N			Statistics		Statistics					
Visit	Name	Level	Total	with baseline value	included in analysis[1]	LSMeans[2]	SE (LSMeans)	Total	with baseline value	included in analysis[1]	LSMeans[2]	SE (LSMeans)	LSMeans[3]	SE (LSMeans)	95% CI (LL)	95% CI (UL)	Population	Method
Baseline	All	n/a	464	464	0	NE	NE	463	463	0	NE	NE	NE	NE	NE	NE	Global and China Extension Population, Intent-To-Treat Population, PRO-Evaluable for FACT-Lymphoma Subscale	adjusted
Cycle 2 Day 1	All	n/a	463	463	453	3.38	0.31	457	457	447	3.98	0.31	-0.60	0.40	-1.39	0.19	Global and China Extension Population, Intent-To-Treat Population, PRO-Evaluable for FACT-Lymphoma Subscale	adjusted
Cycle 3 Day 1	All	n/a	460	460	451	4.43	0.34	448	448	439	4.38	0.34	0.06	0.45	-0.83	0.94	Global and China Extension Population, Intent-To-Treat Population, PRO-Evaluable for FACT-Lymphoma Subscale	adjusted
Cycle 5 Day 1	All	n/a	452	452	435	4.51	0.36	431	431	421	4.25	0.37	0.25	0.48	-0.69	1.20	Global and China Extension Population, Intent-To-Treat Population, PRO-Evaluable for FACT-Lymphoma Subscale	adjusted
Treatment Comp Or Early Discon	All	n/a	452	452	433	6.51	0.35	452	452	418	6.07	0.35	0.43	0.46	-0.47	1.34	Global and China Extension Population, Intent-To-Treat Population, PRO-Evaluable for FACT-Lymphoma Subscale	adjusted
Follow-Up Month 6	All	n/a	378	378	329	7.07	0.35	364	364	311	6.76	0.35	0.31	0.46	-0.59	1.21	Global and China Extension Population, Intent-To-Treat Population, PRO-Evaluable for FACT-Lymphoma Subscale	adjusted
Follow-Up Month 12	All	n/a	354	354	309	6.96	0.37	320	320	266	6.89	0.39	0.07	0.51	-0.93	1.07	Global and China Extension Population, Intent-To-Treat Population, PRO-Evaluable for FACT-Lymphoma Subscale	adjusted
Follow-Up Month 18	All	n/a	325	325	294	7.36	0.39	290	290	260	6.98	0.40	0.38	0.53	-0.66	1.41	Global and China Extension Population, Intent-To-Treat Population, PRO-Evaluable for FACT-Lymphoma Subscale	adjusted
Follow-Up Month 24	All	n/a	302	302	270	7.42	0.39	267	267	242	7.29	0.40	0.14	0.53	-0.90	1.18	Global and China Extension Population, Intent-To-Treat Population, PRO-Evaluable for FACT-Lymphoma Subscale	adjusted
Follow-Up Month 36	All	n/a	119	119	90	6.78	0.58	96	96	63	7.28	0.67	-0.50	0.87	-2.21	1.21	Global and China Extension Population, Intent-To-Treat Population, PRO-Evaluable for FACT-Lymphoma Subscale	adjusted
Follow-Up Month 48	All	n/a	0	0	0	NE	NE	1	1	0	NE	NE	NE	NE	NE	NE	Global and China Extension Population, Intent-To-Treat Population, PRO-Evaluable for FACT-Lymphoma Subscale	adjusted

[1] Patients with a value at baseline and a post-baseline value at the respective visit.
[2] LSMeans of change from baseline from MMRM (including all available records from all scheduled visits)
[3] Contrasts from MMRM
[4] Factors/Covariates: treatment, visit, treatment-by-visit interaction, baseline value. In addition, for the total population, adjusted for randomization stratification factors.
Clinical cut-off: 15JUN2022

Program: root/clinical_studies/RO5541077/CDPT7884/GO39942/data_analysis/ACE_BASE/prod/program/t_pro_mmrm2.sas
Output: root/clinical_studies/RO5541077/CDPT7884/GO39942/data_analysis/ACE_FINAL_OS/prod/output/t_pro_mmrm2_adj_PLYMS_FACTLpop_IT_POOLED_15JUN2022_39942.xls
09FEB2023 20:47

POPULATION: Global and China Extension Population, Intent-To-Treat Population
ENDPOINT: EQ-5D-5L HEALTH STATE (VAS)
MODEL: descriptive
STUDY: GO39942
Compliance/Mean

EQ-5D-5L: Your Health Today (VAS)

		Polatuzumab Vedotin + R-CHP (N=500)						R-CHOP (N=500)					
		Patients				Statistics		Patients				Statistics	
Name Visit	Level	in study[1]	%	with value[1]	%	Mean[2]	SD(Mean)	in study[1]	%	with value[1]	%	Mean[2]	SD(Mean)
All													
BASELINE	n/a	500	100.0	463	92.6	69.40	21.53	500	100.0	465	93.0	70.60	19.40
CYCLE 2 DAY 1	n/a	491	98.2	466	94.9	73.25	18.48	492	98.4	470	95.5	75.85	16.63
CYCLE 3 DAY 1	n/a	487	97.4	467	95.9	75.77	17.17	486	97.2	466	95.9	76.34	17.01
CYCLE 5 DAY 1	n/a	482	96.4	456	94.6	76.48	16.46	477	95.4	455	95.4	76.10	17.26
TREATMENT COMPLETION	n/a	469	93.8	445	94.9	80.16	16.22	458	91.6	421	91.9	81.95	13.70
FOLLOW-UP MONTH 6	n/a	398	79.6	333	83.7	81.81	15.81	386	77.2	318	82.4	82.69	13.50
FOLLOW-UP MONTH 12	n/a	373	74.6	310	83.1	81.91	16.34	338	67.6	272	80.5	83.58	13.77
FOLLOW-UP MONTH 18	n/a	343	68.6	304	88.6	82.15	15.09	308	61.6	265	86.0	83.62	14.18
FOLLOW-UP MONTH 24	n/a	318	63.6	273	85.8	82.13	14.94	284	56.8	251	88.4	82.70	15.22
FOLLOW-UP MONTH 36	n/a	123	24.6	104	84.6	78.97	17.10	105	21.0	77	73.3	81.29	14.93
FOLLOW-UP MONTH 48	n/a	0	NE	0	NE	NE	NE	1	0.2	1	100.0	100.00	NE

[1] in study: number of subjects in study at respective visit; % based on baseline
with value: number of subjects in study and with value at respective visit - used for the calculation of the mean and SD; % based on patients in study at respective visit
[2] mean: descriptive statistics - absolute values
Baseline is defined as the last assessment prior to the first dose of study treatment. Only scheduled assessments are included in the table.
ETTV is mapped to the scheduled assessment that fits best after the last dose assessment (but will not be mapped to Follow-up assessments).
Clinical cut-off: 15JUN2022

Program: root/clinical_studies/RO5541077/CDPT7884/GO39942/data_analysis/ACE_BASE/prod/program/t_eff_mean.sas
Output: root/clinical_studies/RO5541077/CDPT7884/GO39942/data_analysis/ACE_FINAL_OS/prod/output/t_eff_mean_EQ5DVAS_IT_POOLED_15JUN2022_39942.xls
09FEB2023 20:57

POPULATION: Global and China Extension Population, Intent-To-Treat Population
ENDPOINT: EQ-5D-5L HEALTH STATE (VAS)
STUDY: GO39942
Line Plot of Mean by Visit
EQ-5D-5L: Your Health Today (VAS)

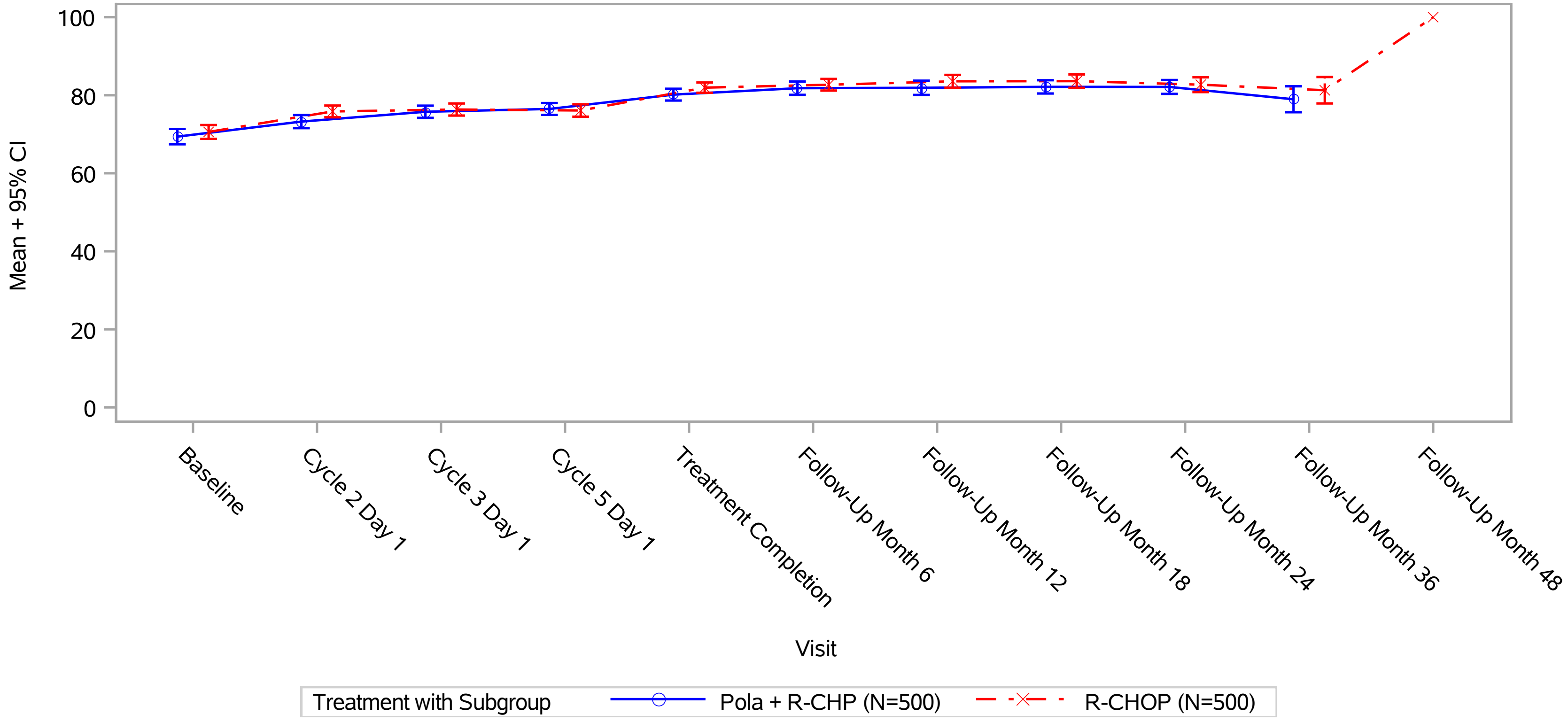

Baseline is defined as the last assessment prior to the first dose of study treatment. Only scheduled assessments are included in the plot.
ETTV is mapped to the scheduled assessment that fits best after the last dose assessment (but will not be mapped to Follow-up assessments).
Clinical cut-off: 15JUN2022

Program: ..ies/RO5541077/CDPT7884/GO39942/data_analysis/ACE_BASE/prod/program/g_mean_plot.sas
Output: ..analysis/ACE_FINAL_OS/prod/output/g_mean_plot_EQ5DVAS_IT_POOLED_15JUN2022_39942.pdf
09FEB2023 21:02

POPULATION: Global and China Extension Population, Intent-To-Treat Population
ENDPOINT: EQ-5D-5L: Deterioration (MID=15) at EOT in Health State (VAS)
MODEL: Stratified Analysis by IPI score, Bulky disease, Geographical region
STUDY: GO39942
Dichotomous Analysis (Efficacy)

		Polatuzumab Vedotin + R-CHP (N=500)				R-CHOP (N=500)				Polatuzumab Vedotin + R-CHP vs. R-CHOP																R-CHOP vs. Polatuzumab Vedotin + R-CHP				
		Patients		Patients with Event		Patients		Patients with Event		Odds Ratio					Absolute Risk Difference					Relative Risk						Relative Risk				
Name	Level	n	%	n	%	n	%	n	%	Odds Ratio		Convergence Reason	95% Lower CL	95% Upper CL	Absolute Risk		Convergence Reason	95% Lower CL	95% Upper CL	Relative Risk		Convergence Reason	95% Lower CL	95% Upper CL	p-value (Cochran-Mantel-Haenszel)	Relative Risk		Convergence Reason	95% Lower CL	95% Upper CL
All	n/a	421	84.2	37	8.8	395	79.0	32	8.1	1.09		Convergence criterion (GCONV=1E-8) satisfied.	0.66	1.79	-0.001		Algorithm converged.	-0.041	0.039	1.09		Algorithm converged.	0.69	1.71	0.7312	0.92		Algorithm converged.	0.59	1.44

* indicates convergence problem. Result is uninterpretable.
OR is computed by stratified analysis, RR and ARD by adjusted analysis
Only Patients with a value at Baseline and EOT are included in analysis.
ETTV is mapped to the scheduled assessment that fits best after the last dose assessment (but will not be mapped to Follow-up assessments).
Clinical cut-off: 15JUN2022

Program: root/clinical_studies/RO5541077/CDPT7884/GO39942/data_analysis/ACE_BASE/prod/program/t_eff_resp.sas
Output: root/clinical_studies/RO5541077/CDPT7884/GO39942/data_analysis/ACE_FINAL_OS/prod/output/t_eff_resp_str_DEQVASET_IT_POOLED_15JUN2022_39942.xls
09FEB2023 20:31

POPULATION: Global and China Extension Population, Intent-To-Treat Population
ENDPOINT: EQ-5D-5L: Deterioration (MID=15) at EOT in Health State (VAS)
MODEL: Unstratified Analysis
STUDY: GO39942
Dichotomous Analysis by Subgroups (Efficacy)

		Polatuzumab Vedotin + R-CHP (N=500)				R-CHOP (N=500)				Polatuzumab Vedotin + R-CHP vs. R-CHOP																	R-CHOP vs. Polatuzumab Vedotin + R-CHP				
		Patients		Patients with Event		Patients		Patients with Event		Odds Ratio					Absolute Risk Difference					Relative Risk							Relative Risk				
Name	Level	n	%	n	%	n	%	n	%	Odds Ratio		Convergence Reason	95% Lower CL	95% Upper CL	Absolute Risk		Convergence Reason	95% Lower CL	95% Upper CL	Relative Risk		Convergence Reason	95% Lower CL	95% Upper CL	p-value (Cochran-Mantel-Haenszel)	Interaction Test p-value (likelihood ratio)	Relative Risk		Convergence Reason	95% Lower CL	95% Upper CL
All	n/a	421	84.2	37	8.8	395	79.0	32	8.1	1.09		Convergence criterion (GCONV=1E-8) satisfied.	0.67	1.79	0.007		Algorithm converged.	-0.031	0.045	1.08		Algorithm converged.	0.69	1.71	0.7245		0.92		Algorithm converged.	0.59	1.45
Sex	Male	223	44.6	16	7.2	213	42.6	20	9.4	0.75		Convergence criterion (GCONV=1E-8) satisfied.	0.38	1.48	-0.022		Algorithm converged.	-0.074	0.030	0.76		Algorithm converged.	0.41	1.43	0.4015	0.1114	1.31		Algorithm converged.	0.70	2.46
	Female	198	39.6	21	10.6	182	36.4	12	6.6	1.68		Convergence criterion (GCONV=1E-8) satisfied.	0.80	3.52	0.040		Algorithm converged.	-0.016	0.096	1.61		Algorithm converged.	0.81	3.18	0.1658		0.62		Algorithm converged.	0.31	1.23
Age	<= 60	146	29.2	10	6.8	126	25.2	7	5.6	1.25		Convergence criterion (GCONV=1E-8) satisfied.	0.46	3.39	0.013		Algorithm converged.	-0.044	0.070	1.23		Algorithm converged.	0.48	3.14	0.6609	0.7766	0.81		Algorithm converged.	0.32	2.07
	> 60	275	55.0	27	9.8	269	53.8	25	9.3	1.06		Convergence criterion (GCONV=1E-8) satisfied.	0.60	1.88	0.005		Algorithm converged.	-0.044	0.055	1.06		Algorithm converged.	0.63	1.77	0.8354		0.95		Algorithm converged.	0.56	1.59
Geographic region	Western Europe/United States/Canada/Australia	238	47.6	17	7.1	221	44.2	22	10.0	0.70		Convergence criterion (GCONV=1E-8) satisfied.	0.36	1.35	-0.028		Algorithm converged.	-0.079	0.023	0.72		Algorithm converged.	0.39	1.32	0.2809	0.1195	1.39		Algorithm converged.	0.76	2.55
	Asia	131	26.2	12	9.2	124	24.8	6	4.8	1.98		Convergence criterion (GCONV=1E-8) satisfied.	0.72	5.46	0.043		Algorithm converged.	-0.019	0.105	1.89		Algorithm converged.	0.73	4.89	0.1790		0.53		Algorithm converged.	0.20	1.36
	Rest of World	52	10.4	8	15.4	50	10.0	4	8.0	2.09		Convergence criterion (GCONV=1E-8) satisfied.	0.59	7.44	0.074		Algorithm converged.	-0.050	0.197	1.92		Algorithm converged.	0.62	5.99	0.2495		0.52		Algorithm converged.	0.17	1.62
Race/ethnicity	White	194	38.8	16	8.2	182	36.4	15	8.2	1.00		Convergence criterion (GCONV=1E-8) satisfied.	0.48	2.09	0.000		Algorithm converged.	-0.056	0.056	1.00		Algorithm converged.	0.51	1.96	0.9984	0.4744	1.00		Algorithm converged.	0.51	1.96
	Black or African American	7	1.4	2	28.6	4	0.8	0	0.0		*	Quasi-complete separation of data points detected.				*	ERROR: Error in computing the link function, its derivatives, or the variance function.			NE		Algorithm converged.	NE	NE	0.2598		NE		Algorithm converged.	NE	NE
	Asian	135	27.0	12	8.9	128	25.6	7	5.5	1.69		Convergence criterion (GCONV=1E-8) satisfied.	0.64	4.43	0.034		Algorithm converged.	-0.028	0.096	1.63		Algorithm converged.	0.66	4.00	0.2852		0.62		Algorithm converged.	0.25	1.51
	Other	5	1.0	1	20.0	9	1.8	1	11.1	2.00		Convergence criterion (GCONV=1E-8) satisfied.	0.10	41.00	0.089		Algorithm converged.	-0.317	0.495	1.80		Algorithm converged.	0.14	22.99	0.6608		0.56		Algorithm converged.	0.04	7.09
	Unknown	80	16.0	6	7.5	72	14.4	9	12.5	0.57		Convergence criterion (GCONV=1E-8) satisfied.	0.19	1.68	-0.050		Algorithm converged.	-0.146	0.046	0.60		Algorithm converged.	0.22	1.60	0.3036		1.67		Algorithm converged.	0.62	4.45
ECOG performance status	0-1	358	71.6	30	8.4	342	68.4	27	7.9	1.07		Convergence criterion (GCONV=1E-8) satisfied.	0.62	1.84	0.005		Algorithm converged.	-0.036	0.045	1.06		Algorithm converged.	0.64	1.75	0.8146	0.8891	0.94		Algorithm converged.	0.57	1.55
	2	63	12.6	7	11.1	52	10.4	5	9.6	1.17		Convergence criterion (GCONV=1E-8) satisfied.	0.35	3.95	0.015		Algorithm converged.	-0.097	0.127	1.16		Algorithm converged.	0.39	3.43	0.7949		0.87		Algorithm converged.	0.29	2.57
	Missing	0	0.0	0	0.0	1	0.2	0	0.0	NE			NE	NE	NE		NE	NE	NE	NE		NE	NE	NE	NE		NE		NE	NE	NE
Cell of origin (determined by gene expression)	ABC	113	22.6	12	10.6	114	22.8	11	9.6	1.11		Convergence criterion (GCONV=1E-8) satisfied.	0.47	2.64	0.010		Algorithm converged.	-0.069	0.088	1.10		Algorithm converged.	0.51	2.39	0.8090	0.1870	0.91		Algorithm converged.	0.42	1.97
	GCB	162	32.4	9	5.6	150	30.0	14	9.3	0.57		Convergence criterion (GCONV=1E-8) satisfied.	0.24	1.36	-0.038		Algorithm converged.	-0.096	0.021	0.60		Algorithm converged.	0.27	1.33	0.2027		1.68		Algorithm converged.	0.75	3.77
	Unclassified	47	9.4	5	10.6	51	10.2	2	3.9	2.92		Convergence criterion (GCONV=1E-8) satisfied.	0.54	15.82	0.067		Algorithm converged.	-0.036	0.170	2.71		Algorithm converged.	0.55	13.32	0.1994		0.37		Algorithm converged.	0.08	1.81
	Unknown	99	19.8	11	11.1	80	16.0	5	6.3	1.87		Convergence criterion (GCONV=1E-8) satisfied.	0.62	5.64	0.049		Algorithm converged.	-0.033	0.130	1.78		Algorithm converged.	0.64	4.91	0.2584		0.56		Algorithm converged.	0.20	1.55
IPI score at Screening	1-2	164	32.8	11	6.7	163	32.6	10	6.1	1.10		Convergence criterion (GCONV=1E-8) satisfied.	0.45	2.67	0.006		Algorithm converged.	-0.047	0.059	1.09		Algorithm converged.	0.48	2.50	0.8331	0.9647	0.91		Algorithm converged.	0.40	2.09
	3	166	33.2	15	9.0	145	29.0	13	9.0	1.01		Convergence criterion (GCONV=1E-8) satisfied.	0.46	2.20	0.001		Algorithm converged.	-0.063	0.064	1.01		Algorithm converged.	0.50	2.05	0.9827		0.99		Algorithm converged.	0.49	2.02
	4-5	91	18.2	11	12.1	87	17.4	9	10.3	1.19		Convergence criterion (GCONV=1E-8) satisfied.	0.47	3.03	0.017		Algorithm converged.	-0.075	0.110	1.17		Algorithm converged.	0.51	2.68	0.7136		0.86		Algorithm converged.	0.37	1.96
Baseline Bulky Disease	Present	166	33.2	8	4.8	158	31.6	15	9.5	0.48		Convergence criterion (GCONV=1E-8) satisfied.	0.20	1.17	-0.047		Algorithm converged.	-0.103	0.009	0.51		Algorithm converged.	0.22	1.16	0.1020	0.0230	1.97		Algorithm converged.	0.86	4.52
	Absent	255	51.0	29	11.4	237	47.4	17	7.2	1.66		Convergence criterion (GCONV=1E-8) satisfied.	0.89	3.11	0.042		Algorithm converged.	-0.009	0.093	1.59		Algorithm converged.	0.89	2.81	0.1102		0.63		Algorithm converged.	0.36	1.12
Double Expressor Lymphoma by IHC (Central Review)	DEL	124	24.8	9	7.3	130	26.0	10	7.7	0.94		Convergence criterion (GCONV=1E-8) satisfied.	0.37	2.39	-0.004		Algorithm converged.	-0.069	0.060	0.94		Algorithm converged.	0.40	2.24	0.8956	0.9709	1.06		Algorithm converged.	0.45	2.52
	Non DEL	220	44.0	18	8.2	200	40.0	17	8.5	0.96		Convergence criterion (GCONV=1E-8) satisfied.	0.48	1.92	-0.003		Algorithm converged.	-0.056	0.050	0.96		Algorithm converged.	0.51	1.82	0.9063		1.04		Algorithm converged.	0.55	1.96
	Unknown	77	15.4	10	13.0	65	13.0	5	7.7	1.79		Convergence criterion (GCONV=1E-8) satisfied.	0.58	5.54	0.053		Algorithm converged.	-0.046	0.152	1.69		Algorithm converged.	0.61	4.69	0.3082		0.59		Algorithm converged.	0.21	1.65
Double/Triple-Hit Lymphoma (Central Review)	DH/TH-	290	58.0	27	9.3	290	58.0	23	7.9	1.19		Convergence criterion (GCONV=1E-8) satisfied.	0.67	2.13	0.014		Algorithm converged.	-0.032	0.059	1.17		Algorithm converged.	0.69	2.00	0.5543	0.1554	0.85		Algorithm converged.	0.50	1.45
	DH/TH+	22	4.4	0	0.0	15	3.0	1	6.7		*	Quasi-complete separation of data points detected.				*	ERROR: Error in computing the link function, its derivatives, or the variance function.			0.00		Algorithm converged.	0.00	NE	0.2259		>999.99		Algorithm converged.	0.00	NE
	Unknown	109	21.8	10	9.2	90	18.0	8	8.9	1.04		Convergence criterion (GCONV=1E-8) satisfied.	0.39	2.74	0.003		Algorithm converged.	-0.077	0.083	1.03		Algorithm converged.	0.43	2.51	0.9444		0.97		Algorithm converged.	0.40	2.35

Test for interaction based on RR (Log-binomial regression)
* indicates convergence problem. Result is uninterpretable.
Only Patients with a value at Baseline and EOT are included in analysis.
ETTV is mapped to the scheduled assessment that fits best after the last dose assessment (but will not be mapped to Follow-up assessments).
Clinical cut-off: 15JUN2022

Program: root/clinical_studies/RO5541077/CDPT7884/GO39942/data_analysis/ACE_BASE/prod/program/t_eff_resp.sas
Output: root/clinical_studies/RO5541077/CDPT7884/GO39942/data_analysis/ACE_FINAL_OS/prod/output/t_eff_resp_sg1_DEQVASET_IT_POOLED_15JUN2022_39942.xls
09FEB2023 20:37

POPULATION: Global and China Extension Population, Intent-To-Treat Population
ENDPOINT: EQ-5D-5L: Deterioration (MID=15) at FU Month 24 in Health State (VAS)
MODEL: Stratified Analysis by IPI score, Bulky disease, Geographical region
STUDY: GO39942
Dichotomous Analysis (Efficacy)

		Polatuzumab Vedotin + R-CHP (N=500)				R-CHOP (N=500)				Polatuzumab Vedotin + R-CHP vs. R-CHOP																R-CHOP vs. Polatuzumab Vedotin + R-CHP				
		Patients		Patients with Event		Patients		Patients with Event		Odds Ratio					Absolute Risk Difference					Relative Risk						Relative Risk				
Name	Level	n	%	n	%	n	%	n	%	Odds Ratio		Convergence Reason	95% Lower CL	95% Upper CL	Absolute Risk		Convergence Reason	95% Lower CL	95% Upper CL	Relative Risk		Convergence Reason	95% Lower CL	95% Upper CL	p-value (Cochran-Mantel-Haenszel)	Relative Risk		Convergence Reason	95% Lower CL	95% Upper CL
All	n/a	254	50.8	27	10.6	237	47.4	10	4.2	2.66		Convergence criterion (GCONV=1E-8) satisfied.	1.26	5.62		*	WARNING: The relative Hessian convergence criterion of 0.0763004845 is greater than the limit of 0.0001. The convergence is questionable.			2.56		Algorithm converged.	1.27	5.17	0.0080	0.39		Algorithm converged.	0.19	0.79

* indicates convergence problem. Result is uninterpretable.
OR is computed by stratified analysis, RR and ARD by adjusted analysis
Only Patients with a value at Baseline and Follow-up Month 24 are included in analysis.
ETTV is mapped to the scheduled assessment that fits best after the last dose assessment (but will not be mapped to Follow-up assessments).
Clinical cut-off: 15JUN2022

Program: root/clinical_studies/RO5541077/CDPT7884/GO39942/data_analysis/ACE_BASE/prod/program/t_eff_resp.sas
Output: root/clinical_studies/RO5541077/CDPT7884/GO39942/data_analysis/ACE_FINAL_OS/prod/output/t_eff_resp_str_DEQVASFU_IT_POOLED_15JUN2022_39942.xls
09FEB2023 20:33

POPULATION: Global and China Extension Population, Intent-To-Treat Population
ENDPOINT: EQ-5D-5L: Deterioration (MID=15) at FU Month 24 in Health State (VAS)
MODEL: Unstratified Analysis
STUDY: GO39942
Dichotomous Analysis by Subgroups (Efficacy)

		Polatuzumab Vedotin + R-CHP (N=500)				R-CHOP (N=500)				Polatuzumab Vedotin + R-CHP vs. R-CHOP				
		Patients		Patients with Event		Patients		Patients with Event		Odds Ratio				
Name	Level	n	%	n	%	n	%	n	%	Odds Ratio		Convergence Reason	95% Lower CL	95% Upper CL
All	n/a	254	50.8	27	10.6	237	47.4	10	4.2	2.70		Convergence criterion (GCONV=1E-8) satisfied.	1.28	5.71
Sex	Male	133	26.6	11	8.3	116	23.2	3	2.6	3.40		Convergence criterion (GCONV=1E-8) satisfied.	0.92	12.48
	Female	121	24.2	16	13.2	121	24.2	7	5.8	2.48		Convergence criterion (GCONV=1E-8) satisfied.	0.98	6.27
Age	<= 60	82	16.4	8	9.8	73	14.6	4	5.5	1.86		Convergence criterion (GCONV=1E-8) satisfied.	0.54	6.47
	> 60	172	34.4	19	11.0	164	32.8	6	3.7	3.27		Convergence criterion (GCONV=1E-8) satisfied.	1.27	8.41
Geographic region	Western Europe/United States/Canada/Australia	153	30.6	15	9.8	154	30.8	9	5.8	1.75		Convergence criterion (GCONV=1E-8) satisfied.	0.74	4.13
	Asia	66	13.2	10	15.2	54	10.8	1	1.9	9.46		Convergence criterion (GCONV=1E-8) satisfied.	1.17	76.45
	Rest of World	35	7.0	2	5.7	29	5.8	0	0.0		*	Quasi-complete separation of data points detected.		
Race/ethnicity	White	128	25.6	14	10.9	126	25.2	5	4.0	2.97		Convergence criterion (GCONV=1E-8) satisfied.	1.04	8.51
	Black or African American	3	0.6	0	0.0	1	0.2	0	0.0	NE			NE	NE
	Asian	68	13.6	10	14.7	56	11.2	2	3.6	4.66		Convergence criterion (GCONV=1E-8) satisfied.	0.98	22.21
	Other	1	0.2	1	100.0	4	0.8	0	0.0		*	Complete separation of data points detected.		
	Unknown	54	10.8	2	3.7	50	10.0	3	6.0	0.60		Convergence criterion (GCONV=1E-8) satisfied.	0.10	3.76
ECOG performance status	0-1	217	43.4	24	11.1	202	40.4	5	2.5	4.90		Convergence criterion (GCONV=1E-8) satisfied.	1.83	13.10
	2	37	7.4	3	8.1	34	6.8	5	14.7	0.51		Convergence criterion (GCONV=1E-8) satisfied.	0.11	2.33
	Missing	0	0.0	0	0.0	1	0.2	0	0.0	NE			NE	NE
Cell of origin (determined by gene expression)	ABC	71	14.2	7	9.9	58	11.6	3	5.2	2.01		Convergence criterion (GCONV=1E-8) satisfied.	0.49	8.13
	GCB	102	20.4	10	9.8	97	19.4	3	3.1	3.41		Convergence criterion (GCONV=1E-8) satisfied.	0.91	12.77
	Unclassified	23	4.6	4	17.4	40	8.0	3	7.5	2.60		Convergence criterion (GCONV=1E-8) satisfied.	0.53	12.81
	Unknown	58	11.6	6	10.3	42	8.4	1	2.4	4.73		Convergence criterion (GCONV=1E-8) satisfied.	0.55	40.87
IPI score at Screening	1-2	103	20.6	12	11.7	107	21.4	6	5.6	2.22		Convergence criterion (GCONV=1E-8) satisfied.	0.80	6.16
	3	103	20.6	8	7.8	76	15.2	3	3.9	2.05		Convergence criterion (GCONV=1E-8) satisfied.	0.53	8.00
	4-5	48	9.6	7	14.6	54	10.8	1	1.9	9.05		Convergence criterion (GCONV=1E-8) satisfied.	1.07	76.48
Baseline Bulky Disease	Present	95	19.0	9	9.5	99	19.8	4	4.0	2.49		Convergence criterion (GCONV=1E-8) satisfied.	0.74	8.36
	Absent	159	31.8	18	11.3	138	27.6	6	4.3	2.81		Convergence criterion (GCONV=1E-8) satisfied.	1.08	7.29
Double Expressor Lymphoma by IHC (Central Review)	DEL	78	15.6	6	7.7	79	15.8	6	7.6	1.01		Convergence criterion (GCONV=1E-8) satisfied.	0.31	3.29
	Non DEL	133	26.6	16	12.0	124	24.8	4	3.2	4.10		Convergence criterion (GCONV=1E-8) satisfied.	1.33	12.63
	Unknown	43	8.6	5	11.6	34	6.8	0	0.0		*	Quasi-complete separation of data points detected.		
Double/Triple-Hit Lymphoma (Central Review)	DH/TH-	174	34.8	18	10.3	174	34.8	8	4.6	2.39		Convergence criterion (GCONV=1E-8) satisfied.	1.01	5.66
	DH/TH+	13	2.6	1	7.7	12	2.4	0	0.0		*	Quasi-complete separation of data points detected.		
	Unknown	67	13.4	8	11.9	51	10.2	2	3.9	3.32		Convergence criterion (GCONV=1E-8) satisfied.	0.67	16.37

		Polatuzumab Vedotin + R-CHP vs. R-CHOP												R-CHOP vs. Polatuzumab Vedotin + R-CHP				
		Absolute Risk Difference					Relative Risk							Relative Risk				
Name	Level	Absolute Risk		Convergence Reason	95% Lower CL	95% Upper CL	Relative Risk		Convergence Reason	95% Lower CL	95% Upper CL	p-value (Cochran-Mantel-Haenszel)	Interaction Test p-value (likelihood ratio)	Relative Risk		Convergence Reason	95% Lower CL	95% Upper CL
All	n/a	0.064		Algorithm converged.	0.018	0.110	2.52		Algorithm converged.	1.25	5.09	0.0072		0.40		Algorithm converged.	0.20	0.80
Sex	Male	0.057		Algorithm converged.	0.002	0.112	3.20		Algorithm converged.	0.91	11.19	0.0526	0.6599	0.31		Algorithm converged.	0.09	1.09
	Female	0.074		Algorithm converged.	0.001	0.148	2.29		Algorithm converged.	0.98	5.36	0.0490		0.44		Algorithm converged.	0.19	1.03
Age	<= 60	0.043		Algorithm converged.	-0.040	0.126	1.78		Algorithm converged.	0.56	5.67	0.3216	0.4829	0.56		Algorithm converged.	0.18	1.79
	> 60	0.074		Algorithm converged.	0.019	0.129	3.02		Algorithm converged.	1.24	7.37	0.0100		0.33		Algorithm converged.	0.14	0.81
Geographic region	Western Europe/United States/Canada/Australia	0.040		Algorithm converged.	-0.020	0.100	1.68		Algorithm converged.	0.76	3.72	0.1970	0.1388	0.60		Algorithm converged.	0.27	1.32
	Asia	0.133		Algorithm converged.	0.039	0.227	8.18		Algorithm converged.	1.08	61.92	0.0124		0.12		Algorithm converged.	0.02	0.92
	Rest of World		*	WARNING: The relative Hessian convergence criterion of 3.7617607351 is greater than the limit of 0.0001. The convergence is questionable.			NE		Algorithm converged.	NE	NE	0.1944		NE		Algorithm converged.	NE	NE
Race/ethnicity	White	0.070		Algorithm converged.	0.006	0.134	2.76		Algorithm converged.	1.02	7.43	0.0351	NE	0.36		Algorithm converged.	0.13	0.98
	Black or African American	NE		NE	NE	NE	NE		NE	NE	NE	NE		NE		NE	NE	NE
	Asian	0.111		Algorithm converged.	0.014	0.209	4.12		Algorithm converged.	0.94	18.02	0.0377		0.24		Algorithm converged.	0.06	1.06
	Other		*	ERROR: Error in computing the link function, its derivatives, or the variance function.				*	ERROR: The mean parameter is either invalid or at a limit of its range for some observations.						*	ERROR: The mean parameter is either invalid or at a limit of its range for some observations.		
	Unknown	-0.023		Algorithm converged.	-0.106	0.060	0.62		Algorithm converged.	0.11	3.54	0.5862		1.62		Algorithm converged.	0.28	9.30
ECOG performance status	0-1	0.086		Algorithm converged.	0.039	0.133	4.47		Algorithm converged.	1.74	11.49	0.0005	0.0102	0.22		Algorithm converged.	0.09	0.58
	2	-0.066		Algorithm converged.	-0.214	0.082	0.55		Algorithm converged.	0.14	2.13	0.3831		1.81		Algorithm converged.	0.47	7.02
	Missing	NE		NE	NE	NE	NE		NE	NE	NE	NE		NE		NE	NE	NE
Cell of origin (determined by gene expression)	ABC	0.047		Algorithm converged.	-0.043	0.137	1.91		Algorithm converged.	0.52	7.05	0.3239	0.8562	0.52		Algorithm converged.	0.14	1.94
	GCB	0.067		Algorithm converged.	0.000	0.134	3.17		Algorithm converged.	0.90	11.17	0.0561		0.32		Algorithm converged.	0.09	1.11
	Unclassified	0.099		Algorithm converged.	-0.076	0.274	2.32		Algorithm converged.	0.57	9.46	0.2328		0.43		Algorithm converged.	0.11	1.76
	Unknown	0.080		Algorithm converged.	-0.011	0.171	4.34		Algorithm converged.	0.54	34.76	0.1253		0.23		Algorithm converged.	0.03	1.84
IPI score at Screening	1-2	0.060		Algorithm converged.	-0.015	0.136	2.08		Algorithm converged.	0.81	5.33	0.1187	0.3934	0.48		Algorithm converged.	0.19	1.23
	3	0.038		Algorithm converged.	-0.030	0.106	1.97		Algorithm converged.	0.54	7.17	0.2943		0.51		Algorithm converged.	0.14	1.85
	4-5	0.127		Algorithm converged.	0.021	0.233	7.87		Algorithm converged.	1.00	61.72	0.0175		0.13		Algorithm converged.	0.02	1.00
Baseline Bulky Disease	Present	0.054		Algorithm converged.	-0.016	0.125	2.34		Algorithm converged.	0.75	7.36	0.1313	0.8877	0.43		Algorithm converged.	0.14	1.34
	Absent	0.070		Algorithm converged.	0.010	0.130	2.60		Algorithm converged.	1.06	6.37	0.0281		0.38		Algorithm converged.	0.16	0.94
Double Expressor Lymphoma by IHC (Central Review)	DEL	0.001		Algorithm converged.	-0.082	0.084	1.01		Algorithm converged.	0.34	3.00	0.9817	0.0868	0.99		Algorithm converged.	0.33	2.93
	Non DEL	0.088		Algorithm converged.	0.025	0.151	3.73		Algorithm converged.	1.28	10.85	0.0086		0.27		Algorithm converged.	0.09	0.78
	Unknown		*	ERROR: Error in computing the link function, its derivatives, or the variance function.			NE		Algorithm converged.	NE	NE	0.0411		NE		Algorithm converged.	NE	NE
Double/Triple-Hit Lymphoma (Central Review)	DH/TH-	0.057		Algorithm converged.	0.003	0.112	2.25		Algorithm converged.	1.01	5.04	0.0418	0.4073	0.44		Algorithm converged.	0.20	0.99
	DH/TH+		*	ERROR: Error in computing the link function, its derivatives, or the variance function.			NE		Algorithm converged.	NE	NE	0.3367		NE		Algorithm converged.	NE	NE
	Unknown	0.080		Algorithm converged.	-0.014	0.174	3.04		Algorithm converged.	0.68	13.73	0.1229		0.33		Algorithm converged.	0.07	1.48

Test for interaction based on RR (Log-binomial regression)
* indicates convergence problem. Result is uninterpretable.
Only Patients with a value at Baseline and Follow-up Month 24 are included in analysis.
ETTV is mapped to the scheduled assessment that fits best after the last dose assessment (but will not be mapped to Follow-up assessments).
Clinical cut-off: 15JUN2022

Program: root/clinical_studies/RO5541077/CDPT7884/GO39942/data_analysis/ACE_BASE/prod/program/t_eff_resp.sas
Output: root/clinical_studies/RO5541077/CDPT7884/GO39942/data_analysis/ACE_FINAL_OS/prod/output/t_eff_resp_sg1_DEQVASFU_IT_POOLED_15JUN2022_39942.xls
09FEB2023 20:39

POPULATION: Global and China Extension Population, Intent-To-Treat Population, PRO-Evaluable for EQ-5D-5L (VAS)
ENDPOINT: EQ-5D-5L HEALTH STATE (VAS)
MODEL: Adjusted Analysis by IPI score, Bulky disease, Geographical region
STUDY: GO39942
Change from Baseline in EQ-5D-5L HEALTH STATE (VAS) (Analysis of MMRM)

EQ-5D-5L: Your Health Today (VAS)

			Polatuzumab Vedotin + R-CHP (N=458)					R-CHOP (N=464)					Difference between Treatments (Polatuzumab Vedotin + R-CHP - R-CHOP)					
			N			Statistics		N			Statistics		Statistics					
Visit	Name	Level	Total	with baseline value	included in analysis[1]	LSMeans[2]	SE (LSMeans)	Total	with baseline value	included in analysis[1]	LSMeans[2]	SE (LSMeans)	LSMeans[3]	SE (LSMeans)	95% CI (LL)	95% CI (UL)	Population	Method
Baseline	All	n/a	458	458	0	NE	NE	464	464	0	NE	NE	NE	NE	NE	NE	Global and China Extension Population, Intent-To-Treat Population, PRO-Evaluable for EQ-5D-5L (VAS)	adjusted
Cycle 2 Day 1	All	n/a	457	457	438	3.25	0.73	457	457	442	4.98	0.72	-1.73	0.94	-3.58	0.12	Global and China Extension Population, Intent-To-Treat Population, PRO-Evaluable for EQ-5D-5L (VAS)	adjusted
Cycle 3 Day 1	All	n/a	454	454	441	5.58	0.76	448	448	435	5.24	0.76	0.34	0.99	-1.60	2.28	Global and China Extension Population, Intent-To-Treat Population, PRO-Evaluable for EQ-5D-5L (VAS)	adjusted
Cycle 5 Day 1	All	n/a	446	446	423	6.03	0.79	431	431	417	5.46	0.79	0.57	1.04	-1.47	2.62	Global and China Extension Population, Intent-To-Treat Population, PRO-Evaluable for EQ-5D-5L (VAS)	adjusted
Treatment Comp Or Early Discon	All	n/a	447	447	426	9.44	0.77	453	453	414	10.08	0.77	-0.64	1.01	-2.62	1.34	Global and China Extension Population, Intent-To-Treat Population, PRO-Evaluable for EQ-5D-5L (VAS)	adjusted
Follow-Up Month 6	All	n/a	371	371	313	10.69	0.80	364	364	303	11.66	0.80	-0.98	1.05	-3.05	1.09	Global and China Extension Population, Intent-To-Treat Population, PRO-Evaluable for EQ-5D-5L (VAS)	adjusted
Follow-Up Month 12	All	n/a	348	348	292	10.11	0.85	320	320	262	12.76	0.88	-2.64	1.15	-4.90	-0.39	Global and China Extension Population, Intent-To-Treat Population, PRO-Evaluable for EQ-5D-5L (VAS)	adjusted
Follow-Up Month 18	All	n/a	319	319	284	11.05	0.83	290	290	251	12.63	0.85	-1.58	1.11	-3.76	0.60	Global and China Extension Population, Intent-To-Treat Population, PRO-Evaluable for EQ-5D-5L (VAS)	adjusted
Follow-Up Month 24	All	n/a	296	296	254	10.91	0.86	267	267	237	12.21	0.87	-1.30	1.15	-3.55	0.95	Global and China Extension Population, Intent-To-Treat Population, PRO-Evaluable for EQ-5D-5L (VAS)	adjusted
Follow-Up Month 36	All	n/a	115	115	98	9.13	1.18	97	97	72	11.35	1.31	-2.22	1.72	-5.60	1.16	Global and China Extension Population, Intent-To-Treat Population, PRO-Evaluable for EQ-5D-5L (VAS)	adjusted

[1] Patients with a value at baseline and a post-baseline value at the respective visit.
[2] LSMeans of change from baseline from MMRM (including all available records from all scheduled visits but visit FOLLOW-UP MONTH 48)
Visit FOLLOW-UP MONTH 48 including only one patient randomized to R-CHOP in study GO39942 caused a model estimation problem and was hence excluded. The excluded VAS score was 100.
[3] Contrasts from MMRM
[4] Factors/Covariates: treatment, visit, treatment-by-visit interaction, baseline value. In addition, for the total population, adjusted for randomization stratification factors.
Clinical cut-off: 15JUN2022

Program: root/clinical_studies/RO5541077/CDPT7884/GO39942/data_analysis/ACE_BASE/prod/program/t_pro_mmrm2.sas
Output: root/clinical_studies/RO5541077/CDPT7884/GO39942/data_analysis/ACE_FINAL_OS/prod/output/t_pro_mmrm2_adj_EQ5DVAS_VASEVAL_IT_POOLED_15JUN2022_39942.xls
09FEB2023 20:51

POPULATION: Global and China Extension Population, Safety-Evaluable Population
ENDPOINT: Any AEs
MODEL: Unstratified analysis
STUDY: GO39942
Dichotomous Analysis by Subgroups (Safety)

		Polatuzumab Vedotin + R-CHP (N=495)				R-CHOP (N=498)				Polatuzumab Vedotin + R-CHP vs. R-CHOP																	R-CHOP vs. Polatuzumab Vedotin + R-CHP				
		Patients		Patients with Event		Patients		Patients with Event		Odds Ratio					Absolute Risk Difference					Relative Risk							Relative Risk				
Name	Level	n	%	n	%	n	%	n	%	Odds Ratio		Convergence Reason	95% Lower CL	95% Upper CL	Absolute Risk		Convergence Reason	95% Lower CL	95% Upper CL	Relative Risk		Convergence Reason	95% Lower CL	95% Upper CL	p-value (Wald)	Interaction Test p-value (likelihood ratio)	Relative Risk		Convergence Reason	95% Lower CL	95% Upper CL
All	n/a	495	100.0	485	98.0	498	100.0	491	98.6	0.69		Convergence criterion (GCONV=1E-8) satisfied.	0.26	1.83	-0.006		Algorithm converged.	-0.022	0.010	0.99		Algorithm converged.	0.98	1.01	0.4557		1.01		Algorithm converged.	0.99	1.02
Sex	Male	265	53.5	258	97.4	269	54.0	265	98.5	0.56		Convergence criterion (GCONV=1E-8) satisfied.	0.16	1.92	-0.012		Algorithm converged.	-0.036	0.013	0.99		Algorithm converged.	0.96	1.01	0.3491	0.4732	1.01		Algorithm converged.	0.99	1.04
	Female	230	46.5	227	98.7	229	46.0	226	98.7	1.00		Convergence criterion (GCONV=1E-8) satisfied.	0.20	5.03	0.000		Algorithm converged.	-0.021	0.021	1.00		Algorithm converged.	0.98	1.02	0.9957		1.00		Algorithm converged.	0.98	1.02
Age	<= 60	167	33.7	162	97.0	157	31.5	155	98.7	0.42		Convergence criterion (GCONV=1E-8) satisfied.	0.08	2.19	-0.017		Algorithm converged.	-0.048	0.014	0.98		Algorithm converged.	0.95	1.01	0.2821	0.3651	1.02		Algorithm converged.	0.99	1.05
	> 60	328	66.3	323	98.5	341	68.5	336	98.5	0.96		Convergence criterion (GCONV=1E-8) satisfied.	0.28	3.35	-0.001		Algorithm converged.	-0.019	0.018	1.00		Algorithm converged.	0.98	1.02	0.9506		1.00		Algorithm converged.	0.98	1.02
Geographic region	Western Europe/United States/Canada/Australia	298	60.2	295	99.0	300	60.2	298	99.3	0.66		Convergence criterion (GCONV=1E-8) satisfied.	0.11	3.98	-0.003		Algorithm converged.	-0.018	0.011	1.00		Algorithm converged.	0.98	1.01	0.6482	0.7654	1.00		Algorithm converged.	0.99	1.02
	Asia	140	28.3	139	99.3	139	27.9	138	99.3	1.01		Convergence criterion (GCONV=1E-8) satisfied.	0.06	16.26	0.000		Algorithm converged.	-0.020	0.020	1.00		Algorithm converged.	0.98	1.02	0.9959		1.00		Algorithm converged.	0.98	1.02
	Rest of World	57	11.5	51	89.5	59	11.8	55	93.2	0.62		Convergence criterion (GCONV=1E-8) satisfied.	0.16	2.32	-0.037		Algorithm converged.	-0.140	0.065	0.96		Algorithm converged.	0.86	1.07	0.4749		1.04		Algorithm converged.	0.93	1.17
IPI score at Screening	1-2	187	37.8	183	97.9	187	37.6	185	98.9	0.49		Convergence criterion (GCONV=1E-8) satisfied.	0.09	2.73	-0.011		Algorithm converged.	-0.036	0.015	0.99		Algorithm converged.	0.96	1.02	0.4109	0.6184	1.01		Algorithm converged.	0.99	1.04
	3	196	39.6	191	97.4	186	37.3	183	98.4	0.63		Convergence criterion (GCONV=1E-8) satisfied.	0.15	2.66	-0.009		Algorithm converged.	-0.038	0.019	0.99		Algorithm converged.	0.96	1.02	0.5199		1.01		Algorithm converged.	0.98	1.04
	4-5	112	22.6	111	99.1	125	25.1	123	98.4	1.80		Convergence criterion (GCONV=1E-8) satisfied.	0.16	20.18	0.007		Algorithm converged.	-0.021	0.035	1.01		Algorithm converged.	0.98	1.04	0.6216		0.99		Algorithm converged.	0.97	1.02

Includes treatment-emergent AEs during AE reporting period only, which is defined as new or worsening AE from the first dose of any study drug through 90 days after the last dose of any study drug or prior to NALT, whichever is earlier.
Test for interaction based on RR (Log-binomial regression)
* indicates convergence problem. Result is uninterpretable.
Clinical cut-off: 15JUN2022

Program: root/clinical_studies/RO5541077/CDPT7884/GO39942/data_analysis/ACE_FINAL_OS/prod/program/t_ae_raw.sas
Output: root/clinical_studies/RO5541077/CDPT7884/GO39942/data_analysis/ACE_FINAL_OS/prod/output/t_ae_raw_sg2_AE_SE_POOLED_15JUN2022_39942.xls
08FEB2023 14:17

POPULATION: Global and China Extension Population, Safety-Evaluable Population
ENDPOINT: AEs Grade 3-5
MODEL: Unstratified analysis
STUDY: GO39942
Dichotomous Analysis by Subgroups (Safety)

		Polatuzumab Vedotin + R-CHP (N=495)				R-CHOP (N=498)				Polatuzumab Vedotin + R-CHP vs. R-CHOP																R-CHOP vs. Polatuzumab Vedotin + R-CHP				
		Patients		Patients with Event		Patients		Patients with Event		Odds Ratio					Absolute Risk Difference					Relative Risk						Relative Risk				
Name	Level	n	%	n	%	n	%	n	%	Odds Ratio		Convergence Reason	95% Lower CL	95% Upper CL	Absolute Risk		Convergence Reason	95% Lower CL	95% Upper CL	Relative Risk		Convergence Reason	95% Lower CL	95% Upper CL	p-value (Wald)	Interaction Test p-value (likelihood ratio)	Relative Risk		Convergence Reason	95% Lower CL	95% Upper CL
All	n/a	495	100.0	310	62.6	498	100.0	302	60.6	1.09		Convergence criterion (GCONV=1E-8) satisfied.	0.84	1.40	0.020		Algorithm converged.	-0.041	0.080	1.03		Algorithm converged.	0.94	1.14	0.5205		0.97		Algorithm converged.	0.88	1.07
Sex	Male	265	53.5	161	60.8	269	54.0	155	57.6	1.14		Convergence criterion (GCONV=1E-8) satisfied.	0.81	1.61	0.031		Algorithm converged.	-0.052	0.115	1.05		Algorithm converged.	0.92	1.21	0.4615	0.6609	0.95		Algorithm converged.	0.82	1.09
	Female	230	46.5	149	64.8	229	46.0	147	64.2	1.03		Convergence criterion (GCONV=1E-8) satisfied.	0.70	1.50	0.006		Algorithm converged.	-0.082	0.093	1.01		Algorithm converged.	0.88	1.16	0.8949		0.99		Algorithm converged.	0.87	1.13
Age	<= 60	167	33.7	98	58.7	157	31.5	85	54.1	1.20		Convergence criterion (GCONV=1E-8) satisfied.	0.77	1.87	0.045		Algorithm converged.	-0.063	0.153	1.08		Algorithm converged.	0.89	1.31	0.4112	0.5673	0.92		Algorithm converged.	0.76	1.12
	> 60	328	66.3	212	64.6	341	68.5	217	63.6	1.04		Convergence criterion (GCONV=1E-8) satisfied.	0.76	1.43	0.010		Algorithm converged.	-0.063	0.083	1.02		Algorithm converged.	0.91	1.14	0.7879		0.98		Algorithm converged.	0.88	1.10
Geographic region	Western Europe/United States/Canada/Australia	298	60.2	172	57.7	300	60.2	170	56.7	1.04		Convergence criterion (GCONV=1E-8) satisfied.	0.75	1.44	0.011		Algorithm converged.	-0.069	0.090	1.02		Algorithm converged.	0.89	1.17	0.7950	0.4123	0.98		Algorithm converged.	0.85	1.13
	Asia	140	28.3	105	75.0	139	27.9	94	67.6	1.44		Convergence criterion (GCONV=1E-8) satisfied.	0.85	2.42	0.074		Algorithm converged.	-0.032	0.180	1.11		Algorithm converged.	0.95	1.29	0.1751		0.90		Algorithm converged.	0.78	1.05
	Rest of World	57	11.5	33	57.9	59	11.8	38	64.4	0.76		Convergence criterion (GCONV=1E-8) satisfied.	0.36	1.61	-0.065		Algorithm converged.	-0.242	0.112	0.90		Algorithm converged.	0.67	1.20	0.4736		1.11		Algorithm converged.	0.83	1.49
IPI score at Screening	1-2	187	37.8	112	59.9	187	37.6	105	56.1	1.17		Convergence criterion (GCONV=1E-8) satisfied.	0.77	1.76	0.037		Algorithm converged.	-0.063	0.137	1.07		Algorithm converged.	0.90	1.27	0.4637	0.1859	0.94		Algorithm converged.	0.79	1.11
	3	196	39.6	113	57.7	186	37.3	115	61.8	0.84		Convergence criterion (GCONV=1E-8) satisfied.	0.56	1.27	-0.042		Algorithm converged.	-0.140	0.057	0.93		Algorithm converged.	0.79	1.10	0.4056		1.07		Algorithm converged.	0.91	1.26
	4-5	112	22.6	85	75.9	125	25.1	82	65.6	1.65		Convergence criterion (GCONV=1E-8) satisfied.	0.93	2.92	0.103		Algorithm converged.	-0.012	0.218	1.16		Algorithm converged.	0.98	1.36	0.0822		0.86		Algorithm converged.	0.73	1.02

Includes treatment-emergent AEs during AE reporting period only, which is defined as new or worsening AE from the first dose of any study drug through 90 days after the last dose of any study drug or prior to NALT, whichever is earlier.
Only AEs of highest severity are counted.
Test for interaction based on RR (Log-binomial regression)
* indicates convergence problem. Result is uninterpretable.
Clinical cut-off: 15JUN2022

Program: root/clinical_studies/RO5541077/CDPT7884/GO39942/data_analysis/ACE_FINAL_OS/prod/program/t_ae_raw.sas
Output: root/clinical_studies/RO5541077/CDPT7884/GO39942/data_analysis/ACE_FINAL_OS/prod/output/t_ae_raw_sg2_WGR35AE_SE_POOLED_15JUN2022_39942.xls
08FEB2023 14:19

POPLATION: Global and China Extension Population, Safety-Evaluable Population
ENDPOINT: AEs Grade 3
MODEL: Unstratified analysis
STUDY: GO39942
Dichotomous Analysis by Subgroups (Safety)

		Polatuzumab Vedotin + R-CHP (N=495)				R-CHOP (N=498)				Polatuzumab Vedotin + R-CHP vs. R-CHOP																	R-CHOP vs. Polatuzumab Vedotin + R-CHP				
		Patients		Patients with Event		Patients		Patients with Event		Odds Ratio					Absolute Risk Difference					Relative Risk							Relative Risk				
Name	Level	n	%	n	%	n	%	n	%	Odds Ratio		Convergence Reason	95% Lower CL	95% Upper CL	Absolute Risk		Convergence Reason	95% Lower CL	95% Upper CL	Relative Risk		Convergence Reason	95% Lower CL	95% Upper CL	p-value (Wald)	Interaction Test p-value (likelihood ratio)	Relative Risk		Convergence Reason	95% Lower CL	95% Upper CL
All	n/a	495	100.0	139	28.1	498	100.0	127	25.5	1.14		Convergence criterion (GCONV=1E-8) satisfied.	0.86	1.51	0.026		Algorithm converged.	-0.029	0.081	1.10		Algorithm converged.	0.90	1.35	0.3592		0.91		Algorithm converged.	0.74	1.12
Sex	Male	265	53.5	76	28.7	269	54.0	66	24.5	1.24		Convergence criterion (GCONV=1E-8) satisfied.	0.84	1.82	0.041		Algorithm converged.	-0.033	0.116	1.17		Algorithm converged.	0.88	1.55	0.2794	0.5428	0.86		Algorithm converged.	0.64	1.14
	Female	230	46.5	63	27.4	229	46.0	61	26.6	1.04		Convergence criterion (GCONV=1E-8) satisfied.	0.69	1.57	0.008		Algorithm converged.	-0.074	0.089	1.03		Algorithm converged.	0.76	1.39	0.8557		0.97		Algorithm converged.	0.72	1.31
Age	<= 60	167	33.7	49	29.3	157	31.5	47	29.9	0.97		Convergence criterion (GCONV=1E-8) satisfied.	0.60	1.57	-0.006		Algorithm converged.	-0.105	0.094	0.98		Algorithm converged.	0.70	1.37	0.9067	0.4150	1.02		Algorithm converged.	0.73	1.43
	> 60	328	66.3	90	27.4	341	68.5	80	23.5	1.23		Convergence criterion (GCONV=1E-8) satisfied.	0.87	1.75	0.040		Algorithm converged.	-0.026	0.106	1.17		Algorithm converged.	0.90	1.52	0.2381		0.86		Algorithm converged.	0.66	1.11
Geographic region	Western Europe/United States/Canada/Australia	298	60.2	95	31.9	300	60.2	84	28.0	1.20		Convergence criterion (GCONV=1E-8) satisfied.	0.85	1.71	0.039		Algorithm converged.	-0.035	0.112	1.14		Algorithm converged.	0.89	1.46	0.3011	0.6288	0.88		Algorithm converged.	0.69	1.12
	Asia	140	28.3	31	22.1	139	27.9	33	23.7	0.91		Convergence criterion (GCONV=1E-8) satisfied.	0.52	1.60	-0.016		Algorithm converged.	-0.115	0.083	0.93		Algorithm converged.	0.61	1.43	0.7510		1.07		Algorithm converged.	0.70	1.65
	Rest of World	57	11.5	13	22.8	59	11.8	10	16.9	1.45		Convergence criterion (GCONV=1E-8) satisfied.	0.58	3.63	0.059		Algorithm converged.	-0.086	0.204	1.35		Algorithm converged.	0.64	2.82	0.4315		0.74		Algorithm converged.	0.35	1.56
IPI score at Screening	1-2	187	37.8	62	33.2	187	37.6	49	26.2	1.40		Convergence criterion (GCONV=1E-8) satisfied.	0.89	2.18	0.070		Algorithm converged.	-0.023	0.162	1.27		Algorithm converged.	0.92	1.73	0.1432	0.1966	0.79		Algorithm converged.	0.58	1.08
	3	196	39.6	46	23.5	186	37.3	51	27.4	0.81		Convergence criterion (GCONV=1E-8) satisfied.	0.51	1.29	-0.039		Algorithm converged.	-0.127	0.048	0.86		Algorithm converged.	0.61	1.21	0.3760		1.17		Algorithm converged.	0.83	1.65
	4-5	112	22.6	31	27.7	125	25.1	27	21.6	1.39		Convergence criterion (GCONV=1E-8) satisfied.	0.77	2.52	0.061		Algorithm converged.	-0.049	0.171	1.28		Algorithm converged.	0.82	2.01	0.2785		0.78		Algorithm converged.	0.50	1.22

Includes treatment-emergent AEs during AE reporting period only, which is defined as new or worsening AE from the first dose of any study drug through 90 days after the last dose of any study drug or prior to NALT, whichever is earlier.
Only AEs of highest severity are counted.
Test for interaction based on RR (Log-binomial regression)
* indicates convergence problem. Result is uninterpretable.
Clinical cut-off: 15JUN2022

Program: root/clinical_studies/RO5541077/CDPT7884/GO39942/data_analysis/ACE_FINAL_OS/prod/program/t_ae_raw.sas
Output: root/clinical_studies/RO5541077/CDPT7884/GO39942/data_analysis/ACE_FINAL_OS/prod/output/t_ae_raw_sg2_WGR3AE_SE_POOLED_15JUN2022_39942.xls
08FEB2023 14:20

POPULATION: Global and China Extension Population, Safety-Evaluable Population
ENDPOINT: AEs Grade 4
MODEL: Unstratified analysis
STUDY: GO39942
Dichotomous Analysis by Subgroups (Safety)

		Polatuzumab Vedotin + R-CHP (N=495)				R-CHOP (N=498)				Polatuzumab Vedotin + R-CHP vs. R-CHOP																	R-CHOP vs. Polatuzumab Vedotin + R-CHP				
		Patients		Patients with Event		Patients		Patients with Event		Odds Ratio					Absolute Risk Difference					Relative Risk							Relative Risk				
Name	Level	n	%	n	%	n	%	n	%	Odds Ratio		Convergence Reason	95% Lower CL	95% Upper CL	Absolute Risk		Convergence Reason	95% Lower CL	95% Upper CL	Relative Risk		Convergence Reason	95% Lower CL	95% Upper CL	p-value (Wald)	Interaction Test p-value (likelihood ratio)	Relative Risk		Convergence Reason	95% Lower CL	95% Upper CL
All	n/a	495	100.0	157	31.7	498	100.0	165	33.1	0.94		Convergence criterion (GCONV=1E-8) satisfied.	0.72	1.22	-0.014		Algorithm converged.	-0.072	0.044	0.96		Algorithm converged.	0.80	1.15	0.6339		1.04		Algorithm converged.	0.87	1.25
Sex	Male	265	53.5	79	29.8	269	54.0	80	29.7	1.00		Convergence criterion (GCONV=1E-8) satisfied.	0.69	1.45	0.001		Algorithm converged.	-0.077	0.078	1.00		Algorithm converged.	0.77	1.30	0.9856	0.6127	1.00		Algorithm converged.	0.77	1.29
	Female	230	46.5	78	33.9	229	46.0	85	37.1	0.87		Convergence criterion (GCONV=1E-8) satisfied.	0.59	1.27	-0.032		Algorithm converged.	-0.120	0.055	0.91		Algorithm converged.	0.71	1.17	0.4735		1.09		Algorithm converged.	0.86	1.40
Age	<= 60	167	33.7	45	26.9	157	31.5	38	24.2	1.16		Convergence criterion (GCONV=1E-8) satisfied.	0.70	1.90	0.027		Algorithm converged.	-0.068	0.122	1.11		Algorithm converged.	0.77	1.62	0.5726	0.3695	0.90		Algorithm converged.	0.62	1.30
	> 60	328	66.3	112	34.1	341	68.5	127	37.2	0.87		Convergence criterion (GCONV=1E-8) satisfied.	0.64	1.20	-0.031		Algorithm converged.	-0.104	0.042	0.92		Algorithm converged.	0.75	1.12	0.4039		1.09		Algorithm converged.	0.89	1.34
Geographic region	Western Europe/United States/Canada/Australia	298	60.2	68	22.8	300	60.2	81	27.0	0.80		Convergence criterion (GCONV=1E-8) satisfied.	0.55	1.16	-0.042		Algorithm converged.	-0.111	0.027	0.85		Algorithm converged.	0.64	1.12	0.2384	0.0920	1.18		Algorithm converged.	0.89	1.57
	Asia	140	28.3	72	51.4	139	27.9	60	43.2	1.39		Convergence criterion (GCONV=1E-8) satisfied.	0.87	2.23	0.083		Algorithm converged.	-0.034	0.199	1.19		Algorithm converged.	0.93	1.53	0.1690		0.84		Algorithm converged.	0.65	1.08
	Rest of World	57	11.5	17	29.8	59	11.8	24	40.7	0.62		Convergence criterion (GCONV=1E-8) satisfied.	0.29	1.34	-0.109		Algorithm converged.	-0.281	0.064	0.73		Algorithm converged.	0.44	1.21	0.2270		1.36		Algorithm converged.	0.82	2.26
IPI score at Screening	1-2	187	37.8	43	23.0	187	37.6	55	29.4	0.72		Convergence criterion (GCONV=1E-8) satisfied.	0.45	1.14	-0.064		Algorithm converged.	-0.153	0.025	0.78		Algorithm converged.	0.55	1.10	0.1604	0.2310	1.28		Algorithm converged.	0.91	1.80
	3	196	39.6	63	32.1	186	37.3	61	32.8	0.97		Convergence criterion (GCONV=1E-8) satisfied.	0.63	1.49	-0.007		Algorithm converged.	-0.100	0.087	0.98		Algorithm converged.	0.73	1.31	0.8916		1.02		Algorithm converged.	0.76	1.36
	4-5	112	22.6	51	45.5	125	25.1	49	39.2	1.30		Convergence criterion (GCONV=1E-8) satisfied.	0.77	2.17	0.063		Algorithm converged.	-0.062	0.189	1.16		Algorithm converged.	0.86	1.56	0.3241		0.86		Algorithm converged.	0.64	1.16

Includes treatment-emergent AEs during AE reporting period only, which is defined as new or worsening AE from the first dose of any study drug through 90 days after the last dose of any study drug or prior to NALT, whichever is earlier.
Only AEs of highest severity are counted.
Test for interaction based on RR (Log-binomial regression)
* indicates convergence problem. Result is uninterpretable.
Clinical cut-off: 15JUN2022

Program: root/clinical_studies/RO5541077/CDPT7884/GO39942/data_analysis/ACE_FINAL_OS/prod/program/t_ae_raw.sas
Output: root/clinical_studies/RO5541077/CDPT7884/GO39942/data_analysis/ACE_FINAL_OS/prod/output/t_ae_raw_sg2_WGR4AE_SE_POOLED_15JUN2022_39942.xls
08FEB2023 14:22

POPULATION: Global and China Extension Population, Safety-Evaluable Population
ENDPOINT: AEs Grade 5 (AEs leading to Death)
MODEL: Unstratified analysis
STUDY: GO39942
Dichotomous Analysis by Subgroups (Safety)

		Polatuzumab Vedotin + R-CHP (N=495)				R-CHOP (N=498)				Polatuzumab Vedotin + R-CHP vs. R-CHOP																	R-CHOP vs. Polatuzumab Vedotin + R-CHP				
		Patients		Patients with Event		Patients		Patients with Event		Odds Ratio					Absolute Risk Difference					Relative Risk							Relative Risk				
Name	Level	n	%	n	%	n	%	n	%	Odds Ratio		Convergence Reason	95% Lower CL	95% Upper CL	Absolute Risk		Convergence Reason	95% Lower CL	95% Upper CL	Relative Risk		Convergence Reason	95% Lower CL	95% Upper CL	p-value (Wald)	Interaction Test p-value (likelihood ratio)	Relative Risk		Convergence Reason	95% Lower CL	95% Upper CL
All	n/a	495	100.0	14	2.8	498	100.0	10	2.0	1.42		Convergence criterion (GCONV=1E-8) satisfied.	0.62	3.23	0.008		Algorithm converged.	-0.011	0.027	1.41		Algorithm converged.	0.63	3.14	0.4025		0.71		Algorithm converged.	0.32	1.58
Sex	Male	265	53.5	6	2.3	269	54.0	9	3.3	0.67		Convergence criterion (GCONV=1E-8) satisfied.	0.23	1.91	-0.011		Algorithm converged.	-0.039	0.017	0.68		Algorithm converged.	0.24	1.87	0.4526	0.0131	1.48		Algorithm converged.	0.53	4.09
	Female	230	46.5	8	3.5	229	46.0	1	0.4	8.21		Convergence criterion (GCONV=1E-8) satisfied.	1.02	66.21	0.030		Algorithm converged.	0.005	0.056	7.97		Algorithm converged.	1.00	63.17	0.0495		0.13		Algorithm converged.	0.02	1.00
Age	<= 60	167	33.7	4	2.4	157	31.5	0	0.0		*	Quasi-complete separation of data points detected.				*	ERROR: The mean parameter is either invalid or at a limit of its range for some observations.			NE		Algorithm converged.	NE	NE	NE	0.0321	NE		Algorithm converged.	NE	NE
	> 60	328	66.3	10	3.0	341	68.5	10	2.9	1.04		Convergence criterion (GCONV=1E-8) satisfied.	0.43	2.53	0.001		Algorithm converged.	-0.025	0.027	1.04		Algorithm converged.	0.44	2.46	0.9297		0.96		Algorithm converged.	0.41	2.28
Geographic region	Western Europe/United States/Canada/Australia	298	60.2	9	3.0	300	60.2	5	1.7	1.84		Convergence criterion (GCONV=1E-8) satisfied.	0.61	5.55	0.014		Algorithm converged.	-0.011	0.038	1.81		Algorithm converged.	0.61	5.34	0.2813	0.6214	0.55		Algorithm converged.	0.19	1.63
	Asia	140	28.3	2	1.4	139	27.9	1	0.7	2.00		Convergence criterion (GCONV=1E-8) satisfied.	0.18	22.31	0.007		Algorithm converged.	-0.017	0.031	1.99		Algorithm converged.	0.18	21.65	0.5736		0.50		Algorithm converged.	0.05	5.49
	Rest of World	57	11.5	3	5.3	59	11.8	4	6.8	0.76		Convergence criterion (GCONV=1E-8) satisfied.	0.16	3.58	-0.015		Algorithm converged.	-0.102	0.071	0.78		Algorithm converged.	0.18	3.32	0.7325		1.29		Algorithm converged.	0.30	5.50
IPI score at Screening	1-2	187	37.8	7	3.7	187	37.6	1	0.5	7.23		Convergence criterion (GCONV=1E-8) satisfied.	0.88	59.37	0.032		Algorithm converged.	0.003	0.061	7.00		Algorithm converged.	0.87	56.34	0.0674	0.0732	0.14		Algorithm converged.	0.02	1.15
	3	196	39.6	4	2.0	186	37.3	3	1.6	1.27		Convergence criterion (GCONV=1E-8) satisfied.	0.28	5.76	0.004		Algorithm converged.	-0.023	0.031	1.27		Algorithm converged.	0.29	5.58	0.7559		0.79		Algorithm converged.	0.18	3.48
	4-5	112	22.6	3	2.7	125	25.1	6	4.8	0.55		Convergence criterion (GCONV=1E-8) satisfied.	0.13	2.24	-0.021		Algorithm converged.	-0.069	0.027	0.56		Algorithm converged.	0.14	2.18	0.4013		1.79		Algorithm converged.	0.46	7.00

Includes treatment-emergent AEs during AE reporting period only, which is defined as new or worsening AE from the first dose of any study drug through 90 days after the last dose of any study drug or prior to NALT, whichever is earlier.
Only AEs of highest severity are counted.
Test for interaction based on RR (Log-binomial regression)
* indicates convergence problem. Result is uninterpretable.
Clinical cut-off: 15JUN2022

Program: root/clinical_studies/RO5541077/CDPT7884/GO39942/data_analysis/ACE_FINAL_OS/prod/program/t_ae_raw.sas
Output: root/clinical_studies/RO5541077/CDPT7884/GO39942/data_analysis/ACE_FINAL_OS/prod/output/t_ae_raw_sg2_WGR5AE_SE_POOLED_15JUN2022_39942.xls
08FEB2023 14:24

POPLATION: Global and China Extension Population, Safety-Evaluable Population

ENDPOINT: Any SAEs

MODEL: Unstratified analysis

STUDY: GO39942

Dichotomous Analysis by Subgroups (Safety)

		Polatuzumab Vedotin + R-CHP (N=495)				R-CHOP (N=498)				Polatuzumab Vedotin + R-CHP vs. R-CHOP																	R-CHOP vs. Polatuzumab Vedotin + R-CHP			
		Patients		Patients with Event		Patients		Patients with Event		Odds Ratio					Absolute Risk Difference					Relative Risk							Relative Risk			
Name	Level	n	%	n	%	n	%	n	%	Odds Ratio		Convergence Reason	95% Lower CL	95% Upper CL	Absolute Risk		Convergence Reason	95% Lower CL	95% Upper CL	Relative Risk		Convergence Reason	95% Lower CL	95% Upper CL	p-value (Wald)	Interaction Test p-value (likelihood ratio)	Relative Risk		Convergence Reason	95% Lower CL	95% Upper CL
All	n/a	495	100.0	170	34.3	498	100.0	155	31.1	1.16		Convergence criterion (GCONV=1E-8) satisfied.	0.89	1.51	0.032		Algorithm converged.	-0.026	0.091	1.10		Algorithm converged.	0.92	1.32	0.2802		0.91		Algorithm converged.	0.76	1.08
Sex	Male	265	53.5	94	35.5	269	54.0	90	33.5	1.09		Convergence criterion (GCONV=1E-8) satisfied.	0.77	1.56	0.020		Algorithm converged.	-0.060	0.101	1.06		Algorithm converged.	0.84	1.34	0.6244	0.6123	0.94		Algorithm converged.	0.75	1.19
	Female	230	46.5	76	33.0	229	46.0	65	28.4	1.25		Convergence criterion (GCONV=1E-8) satisfied.	0.84	1.85	0.047		Algorithm converged.	-0.038	0.131	1.16		Algorithm converged.	0.88	1.53	0.2804		0.86		Algorithm converged.	0.65	1.13
Age	<= 60	167	33.7	46	27.5	157	31.5	44	28.0	0.98		Convergence criterion (GCONV=1E-8) satisfied.	0.60	1.59	-0.005		Algorithm converged.	-0.102	0.093	0.98		Algorithm converged.	0.69	1.40	0.9231	0.4224	1.02		Algorithm converged.	0.72	1.45
	> 60	328	66.3	124	37.8	341	68.5	111	32.6	1.26		Convergence criterion (GCONV=1E-8) satisfied.	0.92	1.73	0.053		Algorithm converged.	-0.020	0.125	1.16		Algorithm converged.	0.94	1.43	0.1554		0.86		Algorithm converged.	0.70	1.06
Geographic region	Western Europe/United States/Canada/Australia	298	60.2	102	34.2	300	60.2	88	29.3	1.25		Convergence criterion (GCONV=1E-8) satisfied.	0.89	1.77	0.049		Algorithm converged.	-0.026	0.123	1.17		Algorithm converged.	0.92	1.48	0.1996	0.7694	0.86		Algorithm converged.	0.68	1.08
	Asia	140	28.3	46	32.9	139	27.9	45	32.4	1.02		Convergence criterion (GCONV=1E-8) satisfied.	0.62	1.69	0.005		Algorithm converged.	-0.105	0.115	1.01		Algorithm converged.	0.72	1.42	0.9314		0.99		Algorithm converged.	0.70	1.38
	Rest of World	57	11.5	22	38.6	59	11.8	22	37.3	1.06		Convergence criterion (GCONV=1E-8) satisfied.	0.50	2.24	0.013		Algorithm converged.	-0.164	0.190	1.04		Algorithm converged.	0.65	1.65	0.8846		0.97		Algorithm converged.	0.61	1.54
IPI score at Screening	1-2	187	37.8	61	32.6	187	37.6	43	23.0	1.62		Convergence criterion (GCONV=1E-8) satisfied.	1.03	2.56	0.096		Algorithm converged.	0.006	0.187	1.42		Algorithm converged.	1.02	1.98	0.0399	0.1130	0.70		Algorithm converged.	0.51	0.98
	3	196	39.6	59	30.1	186	37.3	63	33.9	0.84		Convergence criterion (GCONV=1E-8) satisfied.	0.55	1.29	-0.038		Algorithm converged.	-0.131	0.056	0.89		Algorithm converged.	0.66	1.19	0.4300		1.13		Algorithm converged.	0.84	1.51
	4-5	112	22.6	50	44.6	125	25.1	49	39.2	1.25		Convergence criterion (GCONV=1E-8) satisfied.	0.75	2.10	0.054		Algorithm converged.	-0.071	0.180	1.14		Algorithm converged.	0.84	1.54	0.3962		0.88		Algorithm converged.	0.65	1.19

Includes treatment-emergent AEs during AE reporting period only, which is defined as new or worsening AE from the first dose of any study drug through 90 days after the last dose of any study drug or prior to NALT, whichever is earlier.
Test for interaction based on RR (Log-binomial regression)
* indicates convergence problem. Result is uninterpretable.
Clinical cut-off: 15JUN2022

Program: root/clinical_studies/RO5541077/CDPT7884/GO39942/data_analysis/ACE_FINAL_OS/prod/program/t_ae_raw.sas
Output: root/clinical_studies/RO5541077/CDPT7884/GO39942/data_analysis/ACE_FINAL_OS/prod/output/t_ae_raw_sg2_SAE_SE_POOLED_15JUN2022_39942.xls
08FEB2023 14:26

POPLATION: Global and China Extension Population, Safety-Evaluable Population
ENDPOINT: AEs leading to any Study Treatment Discontinuation
MODEL: Unstratified analysis
STUDY: GO39942
Dichotomous Analysis by Subgroups (Safety)

		Polatuzumab Vedotin + R-CHP (N=495)				R-CHOP (N=498)				Polatuzumab Vedotin + R-CHP vs. R-CHOP																	R-CHOP vs. Polatuzumab Vedotin + R-CHP				
		Patients		Patients with Event		Patients		Patients with Event		Odds Ratio					Absolute Risk Difference					Relative Risk							Relative Risk				
Name	Level	n	%	n	%	n	%	n	%	Odds Ratio		Convergence Reason	95% Lower CL	95% Upper CL	Absolute Risk		Convergence Reason	95% Lower CL	95% Upper CL	Relative Risk		Convergence Reason	95% Lower CL	95% Upper CL	p-value (Wald)	Interaction Test p-value (likelihood ratio)	Relative Risk		Convergence Reason	95% Lower CL	95% Upper CL
All	n/a	495	100.0	30	6.1	498	100.0	30	6.0	1.01		Convergence criterion (GCONV=1E-8) satisfied.	0.60	1.70	0.000		Algorithm converged.	-0.029	0.030	1.01		Algorithm converged.	0.62	1.64	0.9807		0.99		Algorithm converged.	0.61	1.62
Sex	Male	265	53.5	16	6.0	269	54.0	13	4.8	1.27		Convergence criterion (GCONV=1E-8) satisfied.	0.60	2.69	0.012		Algorithm converged.	-0.026	0.051	1.25		Algorithm converged.	0.61	2.55	0.5399	0.4015	0.80		Algorithm converged.	0.39	1.63
	Female	230	46.5	14	6.1	229	46.0	17	7.4	0.81		Convergence criterion (GCONV=1E-8) satisfied.	0.39	1.68	-0.013		Algorithm converged.	-0.059	0.033	0.82		Algorithm converged.	0.41	1.62	0.5691		1.22		Algorithm converged.	0.62	2.42
Age	<= 60	167	33.7	5	3.0	157	31.5	8	5.1	0.57		Convergence criterion (GCONV=1E-8) satisfied.	0.18	1.80	-0.021		Algorithm converged.	-0.064	0.022	0.59		Algorithm converged.	0.20	1.76	0.3416	0.2584	1.70		Algorithm converged.	0.57	5.09
	> 60	328	66.3	25	7.6	341	68.5	22	6.5	1.20		Convergence criterion (GCONV=1E-8) satisfied.	0.66	2.17	0.012		Algorithm converged.	-0.027	0.050	1.18		Algorithm converged.	0.68	2.05	0.5543		0.85		Algorithm converged.	0.49	1.47
Geographic region	Western Europe/United States/Canada/Australia	298	60.2	18	6.0	300	60.2	18	6.0	1.01		Convergence criterion (GCONV=1E-8) satisfied.	0.51	1.98	0.000		Algorithm converged.	-0.038	0.039	1.01		Algorithm converged.	0.53	1.90	0.9835	0.5932	0.99		Algorithm converged.	0.53	1.87
	Asia	140	28.3	8	5.7	139	27.9	10	7.2	0.78		Convergence criterion (GCONV=1E-8) satisfied.	0.30	2.04	-0.015		Algorithm converged.	-0.072	0.043	0.79		Algorithm converged.	0.32	1.95	0.6158		1.26		Algorithm converged.	0.51	3.10
	Rest of World	57	11.5	4	7.0	59	11.8	2	3.4	2.15		Convergence criterion (GCONV=1E-8) satisfied.	0.38	12.23	0.036		Algorithm converged.	-0.045	0.117	2.07		Algorithm converged.	0.39	10.86	0.3897		0.48		Algorithm converged.	0.09	2.54
IPI score at Screening	1-2	187	37.8	8	4.3	187	37.6	9	4.8	0.88		Convergence criterion (GCONV=1E-8) satisfied.	0.33	2.34	-0.005		Algorithm converged.	-0.048	0.037	0.89		Algorithm converged.	0.35	2.25	0.8041	0.7091	1.12		Algorithm converged.	0.44	2.85
	3	196	39.6	10	5.1	186	37.3	11	5.9	0.86		Convergence criterion (GCONV=1E-8) satisfied.	0.35	2.06	-0.008		Algorithm converged.	-0.054	0.038	0.86		Algorithm converged.	0.38	1.98	0.7281		1.16		Algorithm converged.	0.50	2.67
	4-5	112	22.6	12	10.7	125	25.1	10	8.0	1.38		Convergence criterion (GCONV=1E-8) satisfied.	0.57	3.33	0.027		Algorithm converged.	-0.047	0.102	1.34		Algorithm converged.	0.60	2.98	0.4739		0.75		Algorithm converged.	0.34	1.66

Includes treatment-emergent AEs during AE reporting period only, which is defined as new or worsening AE from the first dose of any study drug through 90 days after the last dose of any study drug or prior to NALT, whichever is earlier.
Test for interaction based on RR (Log-binomial regression)
* indicates convergence problem. Result is uninterpretable.
Clinical cut-off: 15JUN2022

Program: root/clinical_studies/RO5541077/CDPT7884/GO39942/data_analysis/ACE_FINAL_OS/prod/program/t_ae_raw.sas
Output: root/clinical_studies/RO5541077/CDPT7884/GO39942/data_analysis/ACE_FINAL_OS/prod/output/t_ae_raw_sg2_WDSTAE_SE_POOLED_15JUN2022_39942.xls
08FEB2023 14:27

POPULATION: Global and China Extension Population, Safety-Evaluable Population
ENDPOINT: Any AEs
MODEL: Unstratified analysis
STUDY: GO39942
Dichotomous Analysis by Subgroups (Safety)

All

			Polatuzumab Vedotin + R-CHP (N=495)				R-CHOP (N=498)				Polatuzumab Vedotin + R-CHP vs. R-CHOP																	R-CHOP vs. Polatuzumab Vedotin + R-CHP				
			Patients		Patients with Event		Patients		Patients with Event		Odds Ratio					Absolute Risk Difference					Relative Risk							Relative Risk				
MedDRA System Organ Class	MedDRA Preferred Term	Level	n	%	n	%	n	%	n	%	Odds Ratio		Convergence Reason	95% Lower CL	95% Upper CL	Absolute Risk		Convergence Reason	95% Lower CL	95% Upper CL	Relative Risk		Convergence Reason	95% Lower CL	95% Upper CL	p-value (Wald)	Interaction Test p-value (likelihood ratio)	Relative Risk		Convergence Reason	95% Lower CL	95% Upper CL
Blood and lymphatic system disorders		n/a	495	100.0	281	56.8	498	100.0	258	51.8	1.22		Convergence criterion (GCONV=1E-8) satisfied.	0.95	1.57	0.050		Algorithm converged.	-0.012	0.111	1.10		Algorithm converged.	0.98	1.23	0.1172	NE	0.91		Algorithm converged.	0.81	1.02
Blood and lymphatic system disorders	Agranulocytosis	n/a	495	100.0	0	0.0	498	100.0	1	0.2		*	Quasi-complete separation of data points detected.				*	WARNING: Negative of Hessian not positive definite.			0.00		Algorithm converged.	0.00	NE	0.9999	NE	>999.99		Algorithm converged.	0.00	NE
Blood and lymphatic system disorders	Anaemia	n/a	495	100.0	164	33.1	498	100.0	146	29.3	1.19		Convergence criterion (GCONV=1E-8) satisfied.	0.91	1.56	0.038		Algorithm converged.	-0.019	0.096	1.13		Algorithm converged.	0.94	1.36	0.1953	NE	0.88		Algorithm converged.	0.74	1.06
Blood and lymphatic system disorders	Aplasia pure red cell	n/a	495	100.0	1	0.2	498	100.0	1	0.2	1.01		Convergence criterion (GCONV=1E-8) satisfied.	0.06	16.13	0.000		Algorithm converged.	-0.006	0.006	1.01		Algorithm converged.	0.06	16.04	0.9966	NE	0.99		Algorithm converged.	0.06	15.85
Blood and lymphatic system disorders	Cytopenia	n/a	495	100.0	1	0.2	498	100.0	1	0.2	1.01		Convergence criterion (GCONV=1E-8) satisfied.	0.06	16.13	0.000		Algorithm converged.	-0.006	0.006	1.01		Algorithm converged.	0.06	16.04	0.9966	NE	0.99		Algorithm converged.	0.06	15.85
Blood and lymphatic system disorders	Erythropenia	n/a	495	100.0	0	0.0	498	100.0	1	0.2		*	Quasi-complete separation of data points detected.				*	WARNING: Negative of Hessian not positive definite.			0.00		Algorithm converged.	0.00	NE	0.9999	NE	>999.99		Algorithm converged.	0.00	NE
Blood and lymphatic system disorders	Febrile bone marrow aplasia	n/a	495	100.0	1	0.2	498	100.0	2	0.4	0.50		Convergence criterion (GCONV=1E-8) satisfied.	0.05	5.55	-0.002		Algorithm converged.	-0.009	0.005	0.50		Algorithm converged.	0.05	5.53	0.5743	NE	1.99		Algorithm converged.	0.18	21.85
Blood and lymphatic system disorders	Febrile neutropenia	n/a	495	100.0	66	13.3	498	100.0	39	7.8	1.81		Convergence criterion (GCONV=1E-8) satisfied.	1.19	2.75	0.055		Algorithm converged.	0.017	0.093	1.70		Algorithm converged.	1.17	2.48	0.0055	NE	0.59		Algorithm converged.	0.40	0.86
Blood and lymphatic system disorders	Granulocytopenia	n/a	495	100.0	0	0.0	498	100.0	1	0.2		*	Quasi-complete separation of data points detected.				*	WARNING: Negative of Hessian not positive definite.			0.00		Algorithm converged.	0.00	NE	0.9999	NE	>999.99		Algorithm converged.	0.00	NE
Blood and lymphatic system disorders	Hypofibrinogenaemia	n/a	495	100.0	1	0.2	498	100.0	1	0.2	1.01		Convergence criterion (GCONV=1E-8) satisfied.	0.06	16.13	0.000		Algorithm converged.	-0.006	0.006	1.01		Algorithm converged.	0.06	16.04	0.9966	NE	0.99		Algorithm converged.	0.06	15.85
Blood and lymphatic system disorders	Increased tendency to bruise	n/a	495	100.0	1	0.2	498	100.0	1	0.2	1.01		Convergence criterion (GCONV=1E-8) satisfied.	0.06	16.13	0.000		Algorithm converged.	-0.006	0.006	1.01		Algorithm converged.	0.06	16.04	0.9966	NE	0.99		Algorithm converged.	0.06	15.85
Blood and lymphatic system disorders	Iron deficiency anaemia	n/a	495	100.0	0	0.0	498	100.0	2	0.4		*	Quasi-complete separation of data points detected.				*	WARNING: Negative of Hessian not positive definite.			0.00		Algorithm converged.	0.00	NE	0.9999	NE	>999.99		Algorithm converged.	0.00	NE
Blood and lymphatic system disorders	Leukocytosis	n/a	495	100.0	1	0.2	498	100.0	4	0.8	0.25		Convergence criterion (GCONV=1E-8) satisfied.	0.03	2.24	-0.006		Algorithm converged.	-0.015	0.003	0.25		Algorithm converged.	0.03	2.24	0.2163	NE	3.98		Algorithm converged.	0.45	35.45
Blood and lymphatic system disorders	Leukopenia	n/a	495	100.0	44	8.9	498	100.0	49	9.8	0.89		Convergence criterion (GCONV=1E-8) satisfied.	0.58	1.37	-0.010		Algorithm converged.	-0.046	0.027	0.90		Algorithm converged.	0.61	1.33	0.6075	NE	1.11		Algorithm converged.	0.75	1.63
Blood and lymphatic system disorders	Lymph node pain	n/a	495	100.0	1	0.2	498	100.0	2	0.4	0.50		Convergence criterion (GCONV=1E-8) satisfied.	0.05	5.55	-0.002		Algorithm converged.	-0.009	0.005	0.50		Algorithm converged.	0.05	5.53	0.5743	NE	1.99		Algorithm converged.	0.18	21.85
Blood and lymphatic system disorders	Lymphadenopathy	n/a	495	100.0	3	0.6	498	100.0	1	0.2	3.03		Convergence criterion (GCONV=1E-8) satisfied.	0.31	29.23	0.004		Algorithm converged.	-0.004	0.012	3.02		Algorithm converged.	0.32	28.92	0.3380	NE	0.33		Algorithm converged.	0.03	3.17
Blood and lymphatic system disorders	Lymphopenia	n/a	495	100.0	12	2.4	498	100.0	16	3.2	0.75		Convergence criterion (GCONV=1E-8) satisfied.	0.35	1.60	-0.008		Algorithm converged.	-0.028	0.013	0.75		Algorithm converged.	0.36	1.58	0.4545	NE	1.33		Algorithm converged.	0.63	2.77
Blood and lymphatic system disorders	Myelosuppression	n/a	495	100.0	4	0.8	498	100.0	1	0.2	4.05		Convergence criterion (GCONV=1E-8) satisfied.	0.45	36.35	0.006		Algorithm converged.	-0.003	0.015	4.02		Algorithm converged.	0.45	35.88	0.2123	NE	0.25		Algorithm converged.	0.03	2.22
Blood and lymphatic system disorders	Neutropenia	n/a	495	100.0	140	28.3	498	100.0	152	30.5	0.90		Convergence criterion (GCONV=1E-8) satisfied.	0.68	1.18	-0.022		Algorithm converged.	-0.079	0.034	0.93		Algorithm converged.	0.76	1.12	0.4390	NE	1.08		Algorithm converged.	0.89	1.31
Blood and lymphatic system disorders	Neutrophilia	n/a	495	100.0	1	0.2	498	100.0	3	0.6	0.33		Convergence criterion (GCONV=1E-8) satisfied.	0.03	3.22	-0.004		Algorithm converged.	-0.012	0.004	0.34		Algorithm converged.	0.04	3.21	0.3433	NE	2.98		Algorithm converged.	0.31	28.57
Blood and lymphatic system disorders	Pancytopenia	n/a	495	100.0	1	0.2	498	100.0	0	0.0		*	Quasi-complete separation of data points detected.				*	WARNING: Negative of Hessian not positive definite.			NE		Algorithm converged.	NE	NE	NE	NE	NE		Algorithm converged.	NE	NE
Blood and lymphatic system disorders	Splenic infarction	n/a	495	100.0	1	0.2	498	100.0	0	0.0		*	Quasi-complete separation of data points detected.				*	WARNING: Negative of Hessian not positive definite.			NE		Algorithm converged.	NE	NE	NE	NE	NE		Algorithm converged.	NE	NE
Blood and lymphatic system disorders	Thrombocytopenia	n/a	495	100.0	46	9.3	498	100.0	47	9.4	0.98		Convergence criterion (GCONV=1E-8) satisfied.	0.64	1.51	-0.001		Algorithm converged.	-0.038	0.035	0.98		Algorithm converged.	0.67	1.45	0.9376	NE	1.02		Algorithm converged.	0.69	1.50
Cardiac disorders		n/a	495	100.0	40	8.1	498	100.0	62	12.4	0.62		Convergence criterion (GCONV=1E-8) satisfied.	0.41	0.94	-0.044		Algorithm converged.	-0.081	-0.006	0.65		Algorithm converged.	0.44	0.95	0.0248	NE	1.54		Algorithm converged.	1.06	2.25
Cardiac disorders	Acute myocardial infarction	n/a	495	100.0	1	0.2	498	100.0	0	0.0		*	Quasi-complete separation of data points detected.				*	WARNING: Negative of Hessian not positive definite.			NE		Algorithm converged.	NE	NE	NE	NE	NE		Algorithm converged.	NE	NE
Cardiac disorders	Angina pectoris	n/a	495	100.0	2	0.4	498	100.0	1	0.2	2.02		Convergence criterion (GCONV=1E-8) satisfied.	0.18	22.31	0.002		Algorithm converged.	-0.005	0.009	2.01		Algorithm converged.	0.18	22.12	0.5676	NE	0.50		Algorithm converged.	0.05	5.46
Cardiac disorders	Arrhythmia	n/a	495	100.0	0	0.0	498	100.0	2	0.4		*	Quasi-complete separation of data points detected.				*	WARNING: Negative of Hessian not positive definite.			0.00		Algorithm converged.	0.00	NE	0.9999	NE	>999.99		Algorithm converged.	0.00	NE
Cardiac disorders	Atrial fibrillation	n/a	495	100.0	5	1.0	498	100.0	9	1.8	0.55		Convergence criterion (GCONV=1E-8) satisfied.	0.18	1.67	-0.008		Algorithm converged.	-0.023	0.007	0.56		Algorithm converged.	0.19	1.66	0.2938	NE	1.79		Algorithm converged.	0.60	5.30
Cardiac disorders	Atrial flutter	n/a	495	100.0	1	0.2	498	100.0	1	0.2	1.01		Convergence criterion (GCONV=1E-8) satisfied.	0.06	16.13	0.000		Algorithm converged.	-0.006	0.006	1.01		Algorithm converged.	0.06	16.04	0.9966	NE	0.99		Algorithm converged.	0.06	15.85
Cardiac disorders	Atrioventricular block	n/a	495	100.0	0	0.0	498	100.0	1	0.2		*	Quasi-complete separation of data points detected.				*	WARNING: Negative of Hessian not positive definite.			0.00		Algorithm converged.	0.00	NE	0.9999	NE	>999.99		Algorithm converged.	0.00	NE
Cardiac disorders	Atrioventricular block complete	n/a	495	100.0	0	0.0	498	100.0	1	0.2		*	Quasi-complete separation of data points detected.				*	WARNING: Negative of Hessian not positive definite.			0.00		Algorithm converged.	0.00	NE	0.9999	NE	>999.99		Algorithm converged.	0.00	NE
Cardiac disorders	Atrioventricular block first degree	n/a	495	100.0	2	0.4	498	100.0	0	0.0		*	Quasi-complete separation of data points detected.				*	ERROR: The mean parameter is either invalid or at a limit of its range for some observations.			NE		Algorithm converged.	NE	NE	NE	NE	NE		Algorithm converged.	NE	NE
Cardiac disorders	Bradycardia	n/a	495	100.0	2	0.4	498	100.0	4	0.8	0.50		Convergence criterion (GCONV=1E-8) satisfied.	0.09	2.75	-0.004		Algorithm converged.	-0.014	0.006	0.50		Algorithm converged.	0.09	2.73	0.4263	NE	1.99		Algorithm converged.	0.37	10.80
Cardiac disorders	Cardiac disorder	n/a	495	100.0	0	0.0	498	100.0	1	0.2		*	Quasi-complete separation of data points detected.				*	WARNING: Negative of Hessian not positive definite.			0.00		Algorithm converged.	0.00	NE	0.9999	NE	>999.99		Algorithm converged.	0.00	NE
Cardiac disorders	Cardiac dysfunction	n/a	495	100.0	1	0.2	498	100.0	0	0.0		*	Quasi-complete separation of data points detected.				*	WARNING: Negative of Hessian not positive definite.			NE		Algorithm converged.	NE	NE	NE	NE	NE		Algorithm converged.	NE	NE
Cardiac disorders	Cardiac failure	n/a	495	100.0	2	0.4	498	100.0	2	0.4	1.01		Convergence criterion (GCONV=1E-8) satisfied.	0.14	7.17	0.000		Algorithm converged.	-0.008	0.008	1.01		Algorithm converged.	0.14	7.11	0.9952	NE	0.99		Algorithm converged.	0.14	7.03
Cardiac disorders	Cardiac failure congestive	n/a	495	100.0	1	0.2	498	100.0	2	0.4	0.50		Convergence criterion (GCONV=1E-8) satisfied.	0.05	5.55	-0.002		Algorithm converged.	-0.009	0.005	0.50		Algorithm converged.	0.05	5.53	0.5743	NE	1.99		Algorithm converged.	0.18	21.85
Cardiac disorders	Cardiomyopathy	n/a	495	100.0	1	0.2	498	100.0	2	0.4	0.50		Convergence criterion (GCONV=1E-8) satisfied.	0.05	5.55	-0.002		Algorithm converged.	-0.009	0.005	0.50		Algorithm converged.	0.05	5.53	0.5743	NE	1.99		Algorithm converged.	0.18	21.85
Cardiac disorders	Cardiopulmonary failure	n/a	495	100.0	1	0.2	498	100.0	0	0.0		*	Quasi-complete separation of data points detected.				*	WARNING: Negative of Hessian not positive definite.			NE		Algorithm converged.	NE	NE	NE	NE	NE		Algorithm converged.	NE	NE
Cardiac disorders	Diastolic dysfunction	n/a	495	100.0	0	0.0	498	100.0	1	0.2		*	Quasi-complete separation of data points detected.				*	WARNING: Negative of Hessian not positive definite.			0.00		Algorithm converged.	0.00	NE	0.9999	NE	>999.99		Algorithm converged.	0.00	NE
Cardiac disorders	Left ventricular dysfunction	n/a	495	100.0	2	0.4	498	100.0	3	0.6	0.67		Convergence criterion (GCONV=1E-8) satisfied.	0.11	4.02	-0.002		Algorithm converged.	-0.011	0.007	0.67		Algorithm converged.	0.11	4.00	0.6609	NE	1.49		Algorithm converged.	0.25	8.88
Cardiac disorders	Myocardial infarction	n/a	495	100.0	1	0.2	498	100.0	0	0.0		*	Quasi-complete separation of data points detected.				*	WARNING: Negative of Hessian not positive definite.			NE		Algorithm converged.	NE	NE	NE	NE	NE		Algorithm converged.	NE	NE
Cardiac disorders	Palpitations	n/a	495	100.0	2	0.4	498	100.0	9	1.8	0.22		Convergence criterion (GCONV=1E-8) satisfied.	0.05	1.03	-0.014		Algorithm converged.	-0.027	-0.001	0.22		Algorithm converged.	0.05	1.03	0.0545	NE	4.47		Algorithm converged.	0.97	20.60
Cardiac disorders	Pericardial effusion	n/a	495	100.0	0	0.0	498	100.0	3	0.6		*	Quasi-complete separation of data points detected.				*	WARNING: Negative of Hessian not positive definite.			0.00		Algorithm converged.	0.00	NE	0.9999	NE	>999.99		Algorithm converged.	0.00	NE
Cardiac disorders	Pericarditis	n/a	495	100.0	1	0.2	498	100.0	0	0.0		*	Quasi-complete separation of data points detected.				*	WARNING: Negative of Hessian not positive definite.			NE		Algorithm converged.	NE	NE	NE	NE	NE		Algorithm converged.	NE	NE
Cardiac disorders	Sinus bradycardia	n/a	495	100.0	0	0.0	498	100.0	2	0.4		*	Quasi-complete separation of data points detected.				*	WARNING: Negative of Hessian not positive definite.			0.00		Algorithm converged.	0.00	NE	0.9999	NE	>999.99		Algorithm converged.	0.00	NE
Cardiac disorders	Sinus tachycardia	n/a	495	100.0	5	1.0	498	100.0	4	0.8	1.26		Convergence criterion (GCONV=1E-8) satisfied.	0.34	4.72	0.002		Algorithm converged.	-0.010	0.014	1.26		Algorithm converged.	0.34	4.66	0.7315	NE	0.80		Algorithm converged.	0.21	2.94
Cardiac disorders	Supraventricular extrasystoles	n/a	495	100.0	3	0.6	498	100.0	2	0.4	1.51		Convergence criterion (GCONV=1E-8) satisfied.	0.25	9.09	0.002		Algorithm converged.	-0.007	0.011	1.51		Algorithm converged.	0.25	8.99	0.6514	NE	0.66		Algorithm converged.	0.11	3.95
Cardiac disorders	Supraventricular tachycardia	n/a	495	100.0	1	0.2	498	100.0	1	0.2	1.01		Convergence criterion (GCONV=1E-8) satisfied.	0.06	16.13	0.000		Algorithm converged.	-0.006	0.006	1.01		Algorithm converged.	0.06	16.04	0.9966	NE	0.99		Algorithm converged.	0.06	15.85
Cardiac disorders	Tachycardia	n/a	495	100.0	12	2.4	498	100.0	14	2.8	0.86		Convergence criterion (GCONV=1E-8) satisfied.	0.39	1.88	-0.004		Algorithm converged.	-0.024	0.016	0.86		Algorithm converged.	0.40	1.85	0.7028	NE	1.16		Algorithm converged.	0.54	2.48
Cardiac disorders	Ventricular arrhythmia	n/a	495	100.0	0	0.0	498	100.0	1	0.2		*	Quasi-complete separation of data points detected.				*	WARNING: Negative of Hessian not positive definite.			0.00		Algorithm converged.	0.00	NE	0.9999	NE	>999.99		Algorithm converged.	0.00	NE
Cardiac disorders	Ventricular extrasystoles	n/a	495	100.0	1	0.2	498	100.0	2	0.4	0.50		Convergence criterion (GCONV=1E-8) satisfied.	0.05	5.55	-0.002		Algorithm converged.	-0.009	0.005	0.50		Algorithm converged.	0.05	5.53	0.5743	NE	1.99		Algorithm converged.	0.18	21.85
Congenital, familial and genetic disorders		n/a	495	100.0	3	0.6	498	100.0	1	0.2	3.03		Convergence criterion (GCONV=1E-8) satisfied.	0.31	29.23	0.004		Algorithm converged.	-0.004	0.012	3.02		Algorithm converged.	0.32	28.92	0.3380	NE	0.33		Algorithm converged.	0.03	3.17
Congenital, familial and genetic disorders	Aplasia	n/a	495	100.0	1	0.2	498	100.0	0	0.0		*	Quasi-complete separation of data points detected.				*	WARNING: Negative of Hessian not positive definite.			NE		Algorithm converged.	NE	NE	NE	NE	NE		Algorithm converged.	NE	NE
Congenital, familial and genetic disorders	Dacryocystocoele	n/a	495	100.0	0	0.0	498	100.0	1	0.2		*	Quasi-complete separation of data points detected.				*	WARNING: Negative of Hessian not positive definite.			0.00		Algorithm converged.	0.00	NE	0.9999	NE	>999.99		Algorithm converged.	0.00	NE
Congenital, familial and genetic disorders	Disseminated superficial actinic porokeratosis	n/a	495	100.0	1	0.2	498	100.0	0	0.0		*	Quasi-complete separation of data points detected.				*	WARNING: Negative of Hessian not positive definite.			NE		Algorithm converged.	NE	NE	NE	NE	NE		Algorithm converged.	NE	NE
Congenital, familial and genetic disorders	Pyloric stenosis	n/a	495	100.0	1	0.2	498	100.0	0	0.0		*	Quasi-complete separation of data points detected.				*	WARNING: Negative of Hessian not positive definite.			NE		Algorithm converged.	NE	NE	NE	NE	NE		Algorithm converged.	NE	NE
Ear and labyrinth disorders		n/a	495	100.0	31	6.3	498	100.0	23	4.6	1.38		Convergence criterion (GCONV=1E-8) satisfied.	0.79	2.40	0.016		Algorithm converged.	-0.012	0.045	1.36		Algorithm converged.	0.80	2.29	0.2554	NE	0.74		Algorithm converged.	0.44	1.25
Ear and labyrinth disorders	Deafness	n/a	495	100.0	1	0.2	498	100.0	2	0.4	0.50		Convergence criterion (GCONV=1E-8) satisfied.	0.05	5.55	-0.002		Algorithm converged.	-0.009	0.005	0.50		Algorithm converged.	0.05	5.53	0.5743	NE	1.99		Algorithm converged.	0.18	21.85
Ear and labyrinth disorders	Deafness unilateral	n/a	495	100.0	0	0.0	498	100.0	1	0.2		*	Quasi-complete separation of data points detected.				*	WARNING: Negative of Hessian not positive definite.			0.00		Algorithm converged.	0.00	NE	0.9999	NE	>999.99		Algorithm converged.	0.00	NE
Ear and labyrinth disorders	Ear congestion	n/a	495	100.0	1	0.2	498	100.0	0	0.0		*	Quasi-complete separation of data points detected.				*	WARNING: Negative of Hessian not positive definite.			NE		Algorithm converged.	NE	NE	NE	NE	NE		Algorithm converged.	NE	NE
Ear and labyrinth disorders	Ear discomfort	n/a	495	100.0	1	0.2	498	100.0	0	0.0		*	Quasi-complete separation of data points detected.				*	WARNING: Negative of Hessian not positive definite.			NE		Algorithm converged.	NE	NE	NE	NE	NE		Algorithm converged.	NE	NE
Ear and labyrinth disorders	Ear disorder	n/a	495	100.0	1	0.2	498	100.0	0	0.0		*	Quasi-complete separation of data points detected.				*	WARNING: Negative of Hessian not positive definite.			NE		Algorithm converged.	NE	NE	NE	NE	NE		Algorithm converged.	NE	NE
Ear and labyrinth disorders	Ear pain	n/a	495	100.0	5	1.0	498	100.0	5	1.0	1.01		Convergence criterion (GCONV=1E-8) satisfied.	0.29	3.50	0.000		Algorithm converged.	-0.012	0.012	1.01		Algorithm converged.	0.29	3.45	0.9923	NE	0.99		Algorithm converged.	0.29	3.41
Ear and labyrinth disorders	Ear pruritus	n/a	495	100.0	1	0.2	498	100.0	3	0.6	0.33		Convergence criterion (GCONV=1E-8) satisfied.	0.03	3.22	-0.004		Algorithm converged.	-0.012	0.004	0.34		Algorithm converged.	0.04	3.21	0.3433	NE	2.98		Algorithm converged.	0.31	28.57
Ear and labyrinth disorders	Hypoacusis	n/a	495	100.0	3	0.6	498	100.0	2	0.4	1.51		Convergence criterion (GCONV=1E-8) satisfied.	0.25	9.09	0.002		Algorithm converged.	-0.007	0.011	1.51		Algorithm converged.	0.25	8.99	0.6514	NE	0.66		Algorithm converged.	0.11	3.95
Ear and labyrinth disorders	Meniere's disease	n/a	495	100.0	0	0.0	498	100.0	1	0.2		*	Quasi-complete separation of data points detected.				*	WARNING: Negative of Hessian not positive definite.			0.00		Algorithm converged.	0.00	NE	0.9999	NE	>999.99		Algorithm converged.	0.00	NE
Ear and labyrinth disorders	Mixed deafness	n/a	495	100.0	0	0.0	498	100.0	1	0.2		*	Quasi-complete separation of data points detected.				*	WARNING: Negative of Hessian not positive definite.			0.00		Algorithm converged.	0.00	NE	0.9999	NE	>999.99		Algorithm converged.	0.00	NE
Ear and labyrinth disorders	Paraesthesia ear	n/a	495	100.0	0	0.0	498	100.0	1	0.2		*	Quasi-complete separation of data points detected.				*	WARNING: Negative of Hessian not positive definite.			0.00		Algorithm converged.	0.00	NE	0.9999	NE	>999.99		Algorithm converged.	0.00	NE
Ear and labyrinth disorders	Tinnitus	n/a	495	100.0	13	2.6	498	100.0	6	1.2	2.21		Convergence criterion (GCONV=1E-8) satisfied.	0.83	5.87	0.014		Algorithm converged.	-0.003	0.031	2.18		Algorithm converged.	0.84	5.69	0.1114	NE	0.46		Algorithm converged.	0.18	1.20
Ear and labyrinth disorders	Tympanic membrane perforation	n/a	495	100.0	0	0.0	498	100.0	1	0.2		*	Quasi-complete separation of data points detected.				*	WARNING: Negative of Hessian not positive definite.			0.00		Algorithm converged.	0.00	NE	0.9999	NE	>999.99		Algorithm converged.	0.00	NE
Ear and labyrinth disorders	Vertigo	n/a	495	100.0	8	1.6	498	100.0	3	0.6	2.71		Convergence criterion (GCONV=1E-8) satisfied.	0.71	10.28	0.010		Algorithm converged.	-0.003	0.023	2.68		Algorithm converged.	0.72	10.05	0.1432	NE	0.37		Algorithm converged.	0.10	1.40
Endocrine disorders		n/a	495	100.0	5	1.0	498	100.0	4	0.8	1.26		Convergence criterion (GCONV=1E-8) satisfied.	0.34	4.72	0.002		Algorithm converged.	-0.010	0.014	1.26		Algorithm converged.	0.34	4.66	0.7315	NE	0.80		Algorithm converged.	0.21	2.94
Endocrine disorders	Adrenal insufficiency	n/a	495	100.0	1	0.2	498	100.0	1	0.2	1.01		Convergence criterion (GCONV=1E-8) satisfied.	0.06	16.13	0.000		Algorithm converged.	-0.006	0.006	1.01		Algorithm converged.	0.06	16.04	0.9966	NE	0.99		Algorithm converged.	0.06	15.85
Endocrine disorders	Diabetes insipidus	n/a	495	100.0	0	0.0	498	100.0	1	0.2		*	Quasi-complete separation of data points detected.				*	WARNING: Negative of Hessian not positive definite.			0.00		Algorithm converged.	0.00	NE	0.9999	NE	>999.99		Algorithm converged.	0.00	NE
Endocrine disorders	Glucocorticoid deficiency	n/a	495	100.0	1	0.2	498	100.0	1	0.2	1.01		Convergence criterion (GCONV=1E-8) satisfied.	0.06	16.13	0.000		Algorithm converged.	-0.006	0.006	1.01		Algorithm converged.	0.06	16.04	0.9966	NE	0.99		Algorithm converged.	0.06	15.85
Endocrine disorders	Hyperthyroidism	n/a	495	100.0	1	0.2	498	100.0	0	0.0		*	Quasi-complete separation of data points detected.				*	WARNING: Negative of Hessian not positive definite.			NE		Algorithm converged.	NE	NE	NE	NE	NE		Algorithm converged.	NE	NE
Endocrine disorders	Hypopituitarism	n/a	495	100.0	0	0.0	498	100.0	1	0.2		*	Quasi-complete separation of data points detected.				*	WARNING: Negative of Hessian not positive definite.			0.00		Algorithm converged.	0.00	NE	0.9999	NE	>999.99		Algorithm converged.	0.00	NE
Endocrine disorders	Hypothyroidism	n/a	495	100.0	1	0.2	498	100.0	2	0.4	0.50		Convergence criterion (GCONV=1E-8) satisfied.	0.05	5.55	-0.002		Algorithm converged.	-0.009	0.005	0.50		Algorithm converged.	0.05	5.53	0.5743	NE	1.99		Algorithm converged.	0.18	21.85
Endocrine disorders	Steroid withdrawal syndrome	n/a	495	100.0	1	0.2	498	100.0	0	0.0		*	Quasi-complete separation of data points detected.				*	WARNING: Negative of Hessian not positive definite.			NE		Algorithm converged.	NE	NE	NE	NE	NE		Algorithm converged.	NE	NE
Eye disorders		n/a	495	100.0	61	12.3	498	100.0	49	9.8	1.29		Convergence criterion (GCONV=1E-8) satisfied.	0.86	1.92	0.025		Algorithm converged.	-0.014	0.064	1.25		Algorithm converged.	0.88	1.79	0.2137	NE	0.80		Algorithm converged.	0.56	1.14
Eye disorders	Angle closure glaucoma	n/a	495	100.0	1	0.2	498	100.0	0	0.0		*	Quasi-complete separation of data points detected.				*	WARNING: Negative of Hessian not positive definite.			NE		Algorithm converged.	NE	NE	NE	NE	NE		Algorithm converged.	NE	NE
Eye disorders	Asthenopia	n/a	495	100.0	0	0.0	498	100.0	1	0.2		*	Quasi-complete separation of data points detected.				*	WARNING: Negative of Hessian not positive definite.			0.00		Algorithm converged.	0.00	NE	0.9999	NE	>999.99		Algorithm converged.	0.00	NE
Eye disorders	Blepharitis	n/a	495	100.0	1	0.2	498	100.0	1	0.2	1.01		Convergence criterion (GCONV=1E-8) satisfied.	0.06	16.13	0.000		Algorithm converged.	-0.006	0.006	1.01		Algorithm converged.	0.06	16.04	0.9966	NE	0.99		Algorithm converged.	0.06	15.85
Eye disorders	Blindness	n/a	495	100.0	0	0.0	498	100.0	1	0.2		*	Quasi-complete separation of data points detected.				*	WARNING: Negative of Hessian not positive definite.			0.00		Algorithm converged.	0.00	NE	0.9999	NE	>999.99		Algorithm converged.	0.00	NE
Eye disorders	Cataract	n/a	495	100.0	4	0.8	498	100.0	1	0.2	4.05		Convergence criterion (GCONV=1E-8) satisfied.	0.45	36.35	0.006		Algorithm converged.	-0.003	0.015	4.02		Algorithm converged.	0.45	35.88	0.2123	NE	0.25		Algorithm converged.	0.03	2.22
Eye disorders	Chalazion	n/a	495	100.0	0	0.0	498	100.0	1	0.2		*	Quasi-complete separation of data points detected.				*	WARNING: Negative of Hessian not positive definite.			0.00		Algorithm converged.	0.00	NE	0.9999	NE	>999.99		Algorithm converged.	0.00	NE
Eye disorders	Conjunctival haemorrhage	n/a	495	100.0	1	0.2	498	100.0	0	0.0		*	Quasi-complete separation of data points detected.				*	WARNING: Negative of Hessian not positive definite.			NE		Algorithm converged.	NE	NE	NE	NE	NE		Algorithm converged.	NE	NE
Eye disorders	Conjunctival hyperaemia	n/a	495	100.0	0	0.0	498	100.0	1	0.2		*	Quasi-complete separation of data points detected.				*	WARNING: Negative of Hessian not positive definite.			0.00		Algorithm converged.	0.00	NE	0.9999	NE	>999.99		Algorithm converged.	0.00	NE
Eye disorders	Conjunctivitis allergic	n/a	495	100.0	2	0.4	498	100.0	0	0.0		*	Quasi-complete separation of data points detected.				*	ERROR: The mean parameter is either invalid or at a limit of its range for some observations.			NE		Algorithm converged.	NE	NE	NE	NE	NE		Algorithm converged.	NE	NE
Eye disorders	Dacryostenosis acquired	n/a	495	100.0	1	0.2	498	100.0	0	0.0		*	Quasi-complete separation of data points detected.				*	WARNING: Negative of Hessian not positive definite.			NE		Algorithm converged.	NE	NE	NE	NE	NE		Algorithm converged.	NE	NE
Eye disorders	Diplopia	n/a	495	100.0	1	0.2	498	100.0	0	0.0		*	Quasi-complete separation of data points detected.				*	WARNING: Negative of Hessian not positive definite.			NE		Algorithm converged.	NE	NE	NE	NE	NE		Algorithm converged.	NE	NE
Eye disorders	Dry eye	n/a	495	100.0	12	2.4	498	100.0	10	2.0	1.21		Convergence criterion (GCONV=1E-8) satisfied.	0.52	2.83	0.004		Algorithm converged.	-0.014	0.022	1.21		Algorithm converged.	0.53	2.77	0.6564	NE	0.83		Algorithm converged.	0.36	1.90
Eye disorders	Ectropion	n/a	495	100.0	1	0.2	498	100.0	0	0.0		*	Quasi-complete separation of data points detected.				*	WARNING: Negative of Hessian not positive definite.			NE		Algorithm converged.	NE	NE	NE	NE	NE		Algorithm converged.	NE	NE
Eye disorders	Erythema of eyelid	n/a	495	100.0	0	0.0	498	100.0	1	0.2		*	Quasi-complete separation of data points detected.				*	WARNING: Negative of Hessian not positive definite.			0.00		Algorithm converged.	0.00	NE	0.9999	NE	>999.99		Algorithm converged.	0.00	NE
Eye disorders	Exophthalmos	n/a	495	100.0	0	0.0	498	100.0	1	0.2		*	Quasi-complete separation of data points detected.				*	WARNING: Negative of Hessian not positive definite.			0.00		Algorithm converged.	0.00	NE	0.9999	NE	>999.99		Algorithm converged.	0.00	NE
Eye disorders	Eye discharge	n/a	495	100.0	1	0.2	498	100.0	0	0.0		*	Quasi-complete separation of data points detected.				*	WARNING: Negative of Hessian not positive definite.			NE		Algorithm converged.	NE	NE	NE	NE	NE		Algorithm converged.	NE	NE
Eye disorders	Eye inflammation	n/a	495	100.0	1	0.2	498	100.0	0	0.0		*	Quasi-complete separation of data points detected.				*	WARNING: Negative of Hessian not positive definite.			NE		Algorithm converged.	NE	NE	NE	NE	NE		Algorithm converged.	NE	NE
Eye disorders	Eye irritation	n/a	495	100.0	3	0.6	498	100.0	0	0.0		*	Quasi-complete separation of data points detected.				*	WARNING: The relative Hessian convergence criterion of 21.631637499 is greater than the limit of 0.0001. The convergence is questionable.			NE		Algorithm converged.	NE	NE	NE	NE	NE		Algorithm converged.	NE	NE
Eye disorders	Eye movement disorder	n/a	495	100.0	1	0.2	498	100.0	0	0.0		*	Quasi-complete separation of data points detected.				*	WARNING: Negative of Hessian not positive definite.			NE		Algorithm converged.	NE	NE	NE	NE	NE		Algorithm converged.	NE	NE
Eye disorders	Eye pain	n/a	495	100.0	2	0.4	498	100.0	1	0.2	2.02		Convergence criterion (GCONV=1E-8) satisfied.	0.18	22.31	0.002		Algorithm converged.	-0.005	0.009	2.01		Algorithm converged.	0.18	22.12	0.5676	NE	0.50		Algorithm converged.	0.05	5.46
Eye disorders	Eye pruritus	n/a	495	100.0	2	0.4	498	100.0	5	1.0	0.40		Convergence criterion (GCONV=1E-8) satisfied.	0.08	2.07	-0.006		Algorithm converged.	-0.016	0.004	0.40		Algorithm converged.	0.08	2.06	0.2752	NE	2.48		Algorithm converged.	0.48	12.75
Eye disorders	Eyelid cyst	n/a	495	100.0	0	0.0	498	100.0	1	0.2		*	Quasi-complete separation of data points detected.				*	WARNING: Negative of Hessian not positive definite.			0.00		Algorithm converged.	0.00	NE	0.9999	NE	>999.99		Algorithm converged.	0.00	NE
Eye disorders	Eyelid irritation	n/a	495	100.0	0	0.0	498	100.0	1	0.2		*	Quasi-complete separation of data points detected.				*	WARNING: Negative of Hessian not positive definite.			0.00		Algorithm converged.	0.00	NE	0.9999	NE	>999.99		Algorithm converged.	0.00	NE
Eye disorders	Eyelid oedema	n/a	495	100.0	1	0.2	498	100.0	1	0.2	1.01		Convergence criterion (GCONV=1E-8) satisfied.	0.06	16.13	0.000		Algorithm converged.	-0.006	0.006	1.01		Algorithm converged.	0.06	16.04	0.9966	NE	0.99		Algorithm converged.	0.06	15.85
Eye disorders	Eyelid ptosis	n/a	495	100.0	0	0.0	498	100.0	1	0.2		*	Quasi-complete separation of data points detected.				*	WARNING: Negative of Hessian not positive definite.			0.00		Algorithm converged.	0.00	NE	0.9999	NE	>999.99		Algorithm converged.	0.00	NE
Eye disorders	Foreign body sensation in eyes	n/a	495	100.0	0	0.0	498	100.0	1	0.2		*	Quasi-complete separation of data points detected.				*	WARNING: Negative of Hessian not positive definite.			0.00		Algorithm converged.	0.00	NE	0.9999	NE	>999.99		Algorithm converged.	0.00	NE
Eye disorders	Glaucoma	n/a	495	100.0	1	0.2	498	100.0	0	0.0		*	Quasi-complete separation of data points detected.				*	WARNING: Negative of Hessian not positive definite.			NE		Algorithm converged.	NE	NE	NE	NE	NE		Algorithm converged.	NE	NE
Eye disorders	Inflammation of lacrimal passage	n/a	495	100.0	1	0.2	498	100.0	0	0.0		*	Quasi-complete separation of data points detected.				*	WARNING: Negative of Hessian not positive definite.			NE		Algorithm converged.	NE	NE	NE	NE	NE		Algorithm converged.	NE	NE
Eye disorders	Lacrimation increased	n/a	495	100.0	11	2.2	498	100.0	9	1.8	1.23		Convergence criterion (GCONV=1E-8) satisfied.	0.51	3.01	0.004		Algorithm converged.	-0.013	0.022	1.23		Algorithm converged.	0.51	2.94	0.6422	NE	0.81		Algorithm converged.	0.34	1.95
Eye disorders	Mydriasis	n/a	495	100.0	1	0.2	498	100.0	0	0.0		*	Quasi-complete separation of data points detected.				*	WARNING: Negative of Hessian not positive definite.			NE		Algorithm converged.	NE	NE	NE	NE	NE		Algorithm converged.	NE	NE
Eye disorders	Ocular hyperaemia	n/a	495	100.0	4	0.8	498	100.0	2	0.4	2.02		Convergence criterion (GCONV=1E-8) satisfied.	0.37	11.08	0.004		Algorithm converged.	-0.006	0.014	2.01		Algorithm converged.	0.37	10.94	0.4182	NE	0.50		Algorithm converged.	0.09	2.70
Eye disorders	Photophobia	n/a	495	100.0	3	0.6	498	100.0	0	0.0		*	Quasi-complete separation of data points detected.				*	WARNING: The relative Hessian convergence criterion of 21.631637424 is greater than the limit of 0.0001. The convergence is questionable.			NE		Algorithm converged.	NE	NE	NE	NE	NE		Algorithm converged.	NE	NE
Eye disorders	Retinal vein occlusion	n/a	495	100.0	0	0.0	498	100.0	1	0.2		*	Quasi-complete separation of data points detected.				*	WARNING: Negative of Hessian not positive definite.			0.00		Algorithm converged.	0.00	NE	0.9999	NE	>999.99		Algorithm converged.	0.00	NE
Eye disorders	Retinopathy	n/a	495	100.0	0	0.0	498	100.0	1	0.2		*	Quasi-complete separation of data points detected.				*	WARNING: Negative of Hessian not positive definite.			0.00		Algorithm converged.	0.00	NE	0.9999	NE	>999.99		Algorithm converged.	0.00	NE
Eye disorders	Rhegmatogenous retinal detachment	n/a	495	100.0	1	0.2	498	100.0	0	0.0		*	Quasi-complete separation of data points detected.				*	WARNING: Negative of Hessian not positive definite.			NE		Algorithm converged.	NE	NE	NE	NE	NE		Algorithm converged.	NE	NE
Eye disorders	Swelling of eyelid	n/a	495	100.0	0	0.0	498	100.0	1	0.2		*	Quasi-complete separation of data points detected.				*	WARNING: Negative of Hessian not positive definite.			0.00		Algorithm converged.	0.00	NE	0.9999	NE	>999.99		Algorithm converged.	0.00	NE

Eye disorders	Uveitis	n/a	495	100.0	1	0.2	498	100.0	0	0.0		*	Quasi-complete separation of data points detected.				*	WARNING: Negative of Hessian not positive definite.			NE		Algorithm converged.	NE	NE	NE	NE	NE		Algorithm converged.	NE	NE
Eye disorders	Vision blurred	n/a	495	100.0	9	1.8	498	100.0	12	2.4	0.75		Convergence criterion (GCONV=1E-8) satisfied.	0.31	1.80	-0.006		Algorithm converged.	-0.024	0.012	0.75		Algorithm converged.	0.32	1.77	0.5187	NE	1.33		Algorithm converged.	0.56	3.12
Eye disorders	Visual acuity reduced	n/a	495	100.0	0	0.0	498	100.0	1	0.2		*	Quasi-complete separation of data points detected.				*	WARNING: Negative of Hessian not positive definite.			0.00		Algorithm converged.	0.00	NE	0.9999	NE	>999.99		Algorithm converged.	0.00	NE
Eye disorders	Visual field defect	n/a	495	100.0	1	0.2	498	100.0	1	0.2	1.01		Convergence criterion (GCONV=1E-8) satisfied.	0.06	16.13	0.000		Algorithm converged.	-0.006	0.006	1.01		Algorithm converged.	0.06	16.04	0.9966	NE	0.99		Algorithm converged.	0.06	15.85
Eye disorders	Visual impairment	n/a	495	100.0	5	1.0	498	100.0	1	0.2	5.07		Convergence criterion (GCONV=1E-8) satisfied.	0.59	43.57	0.008		Algorithm converged.	-0.002	0.018	5.03		Algorithm converged.	0.59	42.90	0.1396	NE	0.20		Algorithm converged.	0.02	1.70
Eye disorders	Vitreous detachment	n/a	495	100.0	1	0.2	498	100.0	0	0.0		*	Quasi-complete separation of data points detected.				*	WARNING: Negative of Hessian not positive definite.			NE		Algorithm converged.	NE	NE	NE	NE	NE		Algorithm converged.	NE	NE
Eye disorders	Vitreous floaters	n/a	495	100.0	1	0.2	498	100.0	0	0.0		*	Quasi-complete separation of data points detected.				*	WARNING: Negative of Hessian not positive definite.			NE		Algorithm converged.	NE	NE	NE	NE	NE		Algorithm converged.	NE	NE
Eye disorders	Vitreous haemorrhage	n/a	495	100.0	1	0.2	498	100.0	0	0.0		*	Quasi-complete separation of data points detected.				*	WARNING: Negative of Hessian not positive definite.			NE		Algorithm converged.	NE	NE	NE	NE	NE		Algorithm converged.	NE	NE
Eye disorders	Xerophthalmia	n/a	495	100.0	1	0.2	498	100.0	0	0.0		*	Quasi-complete separation of data points detected.				*	WARNING: Negative of Hessian not positive definite.			NE		Algorithm converged.	NE	NE	NE	NE	NE		Algorithm converged.	NE	NE
Gastrointestinal disorders		n/a	495	100.0	354	71.5	498	100.0	346	69.5	1.10		Convergence criterion (GCONV=1E-8) satisfied.	0.84	1.45	0.020		Algorithm converged.	-0.036	0.077	1.03		Algorithm converged.	0.95	1.12	0.4816	NE	0.97		Algorithm converged.	0.90	1.05
Gastrointestinal disorders	Abdominal discomfort	n/a	495	100.0	5	1.0	498	100.0	8	1.6	0.63		Convergence criterion (GCONV=1E-8) satisfied.	0.20	1.92	-0.006		Algorithm converged.	-0.020	0.008	0.63		Algorithm converged.	0.21	1.91	0.4128	NE	1.59		Algorithm converged.	0.52	4.83
Gastrointestinal disorders	Abdominal distension	n/a	495	100.0	5	1.0	498	100.0	6	1.2	0.84		Convergence criterion (GCONV=1E-8) satisfied.	0.25	2.76	-0.002		Algorithm converged.	-0.015	0.011	0.84		Algorithm converged.	0.26	2.73	0.7697	NE	1.19		Algorithm converged.	0.37	3.88
Gastrointestinal disorders	Abdominal hernia	n/a	495	100.0	0	0.0	498	100.0	1	0.2		*	Quasi-complete separation of data points detected.				*	WARNING: Negative of Hessian not positive definite.			0.00		Algorithm converged.	0.00	NE	0.9999	NE	>999.99		Algorithm converged.	0.00	NE
Gastrointestinal disorders	Abdominal pain	n/a	495	100.0	43	8.7	498	100.0	43	8.6	1.01		Convergence criterion (GCONV=1E-8) satisfied.	0.65	1.57	0.001		Algorithm converged.	-0.034	0.036	1.01		Algorithm converged.	0.67	1.51	0.9766	NE	0.99		Algorithm converged.	0.66	1.49
Gastrointestinal disorders	Abdominal pain lower	n/a	495	100.0	3	0.6	498	100.0	2	0.4	1.51		Convergence criterion (GCONV=1E-8) satisfied.	0.25	9.09	0.002		Algorithm converged.	-0.007	0.011	1.51		Algorithm converged.	0.25	8.99	0.6514	NE	0.66		Algorithm converged.	0.11	3.95
Gastrointestinal disorders	Abdominal pain upper	n/a	495	100.0	19	3.8	498	100.0	22	4.4	0.86		Convergence criterion (GCONV=1E-8) satisfied.	0.46	1.62	-0.006		Algorithm converged.	-0.031	0.019	0.87		Algorithm converged.	0.48	1.58	0.6467	NE	1.15		Algorithm converged.	0.63	2.10
Gastrointestinal disorders	Abdominal rigidity	n/a	495	100.0	0	0.0	498	100.0	1	0.2		*	Quasi-complete separation of data points detected.				*	WARNING: Negative of Hessian not positive definite.			0.00		Algorithm converged.	0.00	NE	0.9999	NE	>999.99		Algorithm converged.	0.00	NE
Gastrointestinal disorders	Abdominal wall haematoma	n/a	495	100.0	0	0.0	498	100.0	1	0.2		*	Quasi-complete separation of data points detected.				*	WARNING: Negative of Hessian not positive definite.			0.00		Algorithm converged.	0.00	NE	0.9999	NE	>999.99		Algorithm converged.	0.00	NE
Gastrointestinal disorders	Anal cyst	n/a	495	100.0	1	0.2	498	100.0	0	0.0		*	Quasi-complete separation of data points detected.				*	WARNING: Negative of Hessian not positive definite.			NE		Algorithm converged.	NE	NE	NE	NE	NE		Algorithm converged.	NE	NE
Gastrointestinal disorders	Anal fissure	n/a	495	100.0	0	0.0	498	100.0	2	0.4		*	Quasi-complete separation of data points detected.				*	WARNING: Negative of Hessian not positive definite.			0.00		Algorithm converged.	0.00	NE	0.9999	NE	>999.99		Algorithm converged.	0.00	NE
Gastrointestinal disorders	Anal fissure haemorrhage	n/a	495	100.0	0	0.0	498	100.0	1	0.2		*	Quasi-complete separation of data points detected.				*	WARNING: Negative of Hessian not positive definite.			0.00		Algorithm converged.	0.00	NE	0.9999	NE	>999.99		Algorithm converged.	0.00	NE
Gastrointestinal disorders	Anal fistula	n/a	495	100.0	1	0.2	498	100.0	1	0.2	1.01		Convergence criterion (GCONV=1E-8) satisfied.	0.06	16.13	0.000		Algorithm converged.	-0.006	0.006	1.01		Algorithm converged.	0.06	16.04	0.9966	NE	0.99		Algorithm converged.	0.06	15.85
Gastrointestinal disorders	Anal haemorrhage	n/a	495	100.0	1	0.2	498	100.0	0	0.0		*	Quasi-complete separation of data points detected.				*	WARNING: Negative of Hessian not positive definite.			NE		Algorithm converged.	NE	NE	NE	NE	NE		Algorithm converged.	NE	NE
Gastrointestinal disorders	Anal incontinence	n/a	495	100.0	0	0.0	498	100.0	1	0.2		*	Quasi-complete separation of data points detected.				*	WARNING: Negative of Hessian not positive definite.			0.00		Algorithm converged.	0.00	NE	0.9999	NE	>999.99		Algorithm converged.	0.00	NE
Gastrointestinal disorders	Anal pruritus	n/a	495	100.0	1	0.2	498	100.0	0	0.0		*	Quasi-complete separation of data points detected.				*	WARNING: Negative of Hessian not positive definite.			NE		Algorithm converged.	NE	NE	NE	NE	NE		Algorithm converged.	NE	NE
Gastrointestinal disorders	Anal stenosis	n/a	495	100.0	0	0.0	498	100.0	1	0.2		*	Quasi-complete separation of data points detected.				*	WARNING: Negative of Hessian not positive definite.			0.00		Algorithm converged.	0.00	NE	0.9999	NE	>999.99		Algorithm converged.	0.00	NE
Gastrointestinal disorders	Angular cheilitis	n/a	495	100.0	2	0.4	498	100.0	0	0.0		*	Quasi-complete separation of data points detected.				*	ERROR: The mean parameter is either invalid or at a limit of its range for some observations.			NE		Algorithm converged.	NE	NE	NE	NE	NE		Algorithm converged.	NE	NE
Gastrointestinal disorders	Anorectal discomfort	n/a	495	100.0	1	0.2	498	100.0	0	0.0		*	Quasi-complete separation of data points detected.				*	WARNING: Negative of Hessian not positive definite.			NE		Algorithm converged.	NE	NE	NE	NE	NE		Algorithm converged.	NE	NE
Gastrointestinal disorders	Aphthous ulcer	n/a	495	100.0	4	0.8	498	100.0	1	0.2	4.05		Convergence criterion (GCONV=1E-8) satisfied.	0.45	36.35	0.006		Algorithm converged.	-0.003	0.015	4.02		Algorithm converged.	0.45	35.88	0.2123	NE	0.25		Algorithm converged.	0.03	2.22
Gastrointestinal disorders	Cheilitis	n/a	495	100.0	1	0.2	498	100.0	1	0.2	1.01		Convergence criterion (GCONV=1E-8) satisfied.	0.06	16.13	0.000		Algorithm converged.	-0.006	0.006	1.01		Algorithm converged.	0.06	16.04	0.9966	NE	0.99		Algorithm converged.	0.06	15.85
Gastrointestinal disorders	Colitis	n/a	495	100.0	1	0.2	498	100.0	3	0.6	0.33		Convergence criterion (GCONV=1E-8) satisfied.	0.03	3.22	-0.004		Algorithm converged.	-0.012	0.004	0.34		Algorithm converged.	0.04	3.21	0.3433	NE	2.98		Algorithm converged.	0.31	28.57
Gastrointestinal disorders	Constipation	n/a	495	100.0	130	26.3	498	100.0	140	28.1	0.91		Convergence criterion (GCONV=1E-8) satisfied.	0.69	1.20	-0.018		Algorithm converged.	-0.074	0.037	0.93		Algorithm converged.	0.76	1.15	0.5126	NE	1.07		Algorithm converged.	0.87	1.31
Gastrointestinal disorders	Dental caries	n/a	495	100.0	1	0.2	498	100.0	2	0.4	0.50		Convergence criterion (GCONV=1E-8) satisfied.	0.05	5.55	-0.002		Algorithm converged.	-0.009	0.005	0.50		Algorithm converged.	0.05	5.53	0.5743	NE	1.99		Algorithm converged.	0.18	21.85
Gastrointestinal disorders	Diarrhoea	n/a	495	100.0	145	29.3	498	100.0	94	18.9	1.78		Convergence criterion (GCONV=1E-8) satisfied.	1.32	2.39	0.104		Algorithm converged.	0.051	0.157	1.55		Algorithm converged.	1.24	1.95	0.0002	NE	0.64		Algorithm converged.	0.51	0.81
Gastrointestinal disorders	Diverticulum	n/a	495	100.0	0	0.0	498	100.0	1	0.2		*	Quasi-complete separation of data points detected.				*	WARNING: Negative of Hessian not positive definite.			0.00		Algorithm converged.	0.00	NE	0.9999	NE	>999.99		Algorithm converged.	0.00	NE
Gastrointestinal disorders	Dry mouth	n/a	495	100.0	10	2.0	498	100.0	16	3.2	0.62		Convergence criterion (GCONV=1E-8) satisfied.	0.28	1.38	-0.012		Algorithm converged.	-0.032	0.008	0.63		Algorithm converged.	0.29	1.37	0.2438	NE	1.59		Algorithm converged.	0.73	3.47
Gastrointestinal disorders	Duodenitis	n/a	495	100.0	0	0.0	498	100.0	1	0.2		*	Quasi-complete separation of data points detected.				*	WARNING: Negative of Hessian not positive definite.			0.00		Algorithm converged.	0.00	NE	0.9999	NE	>999.99		Algorithm converged.	0.00	NE
Gastrointestinal disorders	Dyspepsia	n/a	495	100.0	21	4.2	498	100.0	19	3.8	1.12		Convergence criterion (GCONV=1E-8) satisfied.	0.59	2.10	0.004		Algorithm converged.	-0.020	0.029	1.11		Algorithm converged.	0.61	2.04	0.7323	NE	0.90		Algorithm converged.	0.49	1.65
Gastrointestinal disorders	Dysphagia	n/a	495	100.0	11	2.2	498	100.0	8	1.6	1.39		Convergence criterion (GCONV=1E-8) satisfied.	0.56	3.49	0.006		Algorithm converged.	-0.011	0.023	1.38		Algorithm converged.	0.56	3.41	0.4808	NE	0.72		Algorithm converged.	0.29	1.78
Gastrointestinal disorders	Enteritis	n/a	495	100.0	2	0.4	498	100.0	0	0.0		*	Quasi-complete separation of data points detected.				*	ERROR: The mean parameter is either invalid or at a limit of its range for some observations.			NE		Algorithm converged.	NE	NE	NE	NE	NE		Algorithm converged.	NE	NE
Gastrointestinal disorders	Enterocolitis	n/a	495	100.0	1	0.2	498	100.0	0	0.0		*	Quasi-complete separation of data points detected.				*	WARNING: Negative of Hessian not positive definite.			NE		Algorithm converged.	NE	NE	NE	NE	NE		Algorithm converged.	NE	NE
Gastrointestinal disorders	Epigastric discomfort	n/a	495	100.0	1	0.2	498	100.0	1	0.2	1.01		Convergence criterion (GCONV=1E-8) satisfied.	0.06	16.13	0.000		Algorithm converged.	-0.006	0.006	1.01		Algorithm converged.	0.06	16.04	0.9966	NE	0.99		Algorithm converged.	0.06	15.85
Gastrointestinal disorders	Eructation	n/a	495	100.0	0	0.0	498	100.0	2	0.4		*	Quasi-complete separation of data points detected.				*	WARNING: Negative of Hessian not positive definite.			0.00		Algorithm converged.	0.00	NE	0.9999	NE	>999.99		Algorithm converged.	0.00	NE
Gastrointestinal disorders	Faecaloma	n/a	495	100.0	0	0.0	498	100.0	1	0.2		*	Quasi-complete separation of data points detected.				*	WARNING: Negative of Hessian not positive definite.			0.00		Algorithm converged.	0.00	NE	0.9999	NE	>999.99		Algorithm converged.	0.00	NE
Gastrointestinal disorders	Faeces discoloured	n/a	495	100.0	2	0.4	498	100.0	0	0.0		*	Quasi-complete separation of data points detected.				*	ERROR: The mean parameter is either invalid or at a limit of its range for some observations.			NE		Algorithm converged.	NE	NE	NE	NE	NE		Algorithm converged.	NE	NE
Gastrointestinal disorders	Faeces hard	n/a	495	100.0	0	0.0	498	100.0	1	0.2		*	Quasi-complete separation of data points detected.				*	WARNING: Negative of Hessian not positive definite.			0.00		Algorithm converged.	0.00	NE	0.9999	NE	>999.99		Algorithm converged.	0.00	NE
Gastrointestinal disorders	Faeces soft	n/a	495	100.0	1	0.2	498	100.0	0	0.0		*	Quasi-complete separation of data points detected.				*	WARNING: Negative of Hessian not positive definite.			NE		Algorithm converged.	NE	NE	NE	NE	NE		Algorithm converged.	NE	NE
Gastrointestinal disorders	Flatulence	n/a	495	100.0	5	1.0	498	100.0	3	0.6	1.68		Convergence criterion (GCONV=1E-8) satisfied.	0.40	7.08	0.004		Algorithm converged.	-0.007	0.015	1.68		Algorithm converged.	0.40	6.98	0.4774	NE	0.60		Algorithm converged.	0.14	2.48
Gastrointestinal disorders	Gastric ulcer	n/a	495	100.0	1	0.2	498	100.0	0	0.0		*	Quasi-complete separation of data points detected.				*	WARNING: Negative of Hessian not positive definite.			NE		Algorithm converged.	NE	NE	NE	NE	NE		Algorithm converged.	NE	NE
Gastrointestinal disorders	Gastritis	n/a	495	100.0	2	0.4	498	100.0	4	0.8	0.50		Convergence criterion (GCONV=1E-8) satisfied.	0.09	2.75	-0.004		Algorithm converged.	-0.014	0.006	0.50		Algorithm converged.	0.09	2.73	0.4263	NE	1.99		Algorithm converged.	0.37	10.80
Gastrointestinal disorders	Gastrointestinal disorder	n/a	495	100.0	1	0.2	498	100.0	3	0.6	0.33		Convergence criterion (GCONV=1E-8) satisfied.	0.03	3.22	-0.004		Algorithm converged.	-0.012	0.004	0.34		Algorithm converged.	0.04	3.21	0.3433	NE	2.98		Algorithm converged.	0.31	28.57
Gastrointestinal disorders	Gastrointestinal haemorrhage	n/a	495	100.0	3	0.6	498	100.0	3	0.6	1.01		Convergence criterion (GCONV=1E-8) satisfied.	0.20	5.01	0.000		Algorithm converged.	-0.010	0.010	1.01		Algorithm converged.	0.20	4.96	0.9941	NE	0.99		Algorithm converged.	0.20	4.90
Gastrointestinal disorders	Gastrointestinal pain	n/a	495	100.0	3	0.6	498	100.0	0	0.0		*	Quasi-complete separation of data points detected.				*	WARNING: The relative Hessian convergence criterion of 21.631637424 is greater than the limit of 0.0001. The convergence is questionable.			NE		Algorithm converged.	NE	NE	NE	NE	NE		Algorithm converged.	NE	NE
Gastrointestinal disorders	Gastrointestinal scarring	n/a	495	100.0	0	0.0	498	100.0	1	0.2		*	Quasi-complete separation of data points detected.				*	WARNING: Negative of Hessian not positive definite.			0.00		Algorithm converged.	0.00	NE	0.9999	NE	>999.99		Algorithm converged.	0.00	NE
Gastrointestinal disorders	Gastrointestinal toxicity	n/a	495	100.0	0	0.0	498	100.0	1	0.2		*	Quasi-complete separation of data points detected.				*	WARNING: Negative of Hessian not positive definite.			0.00		Algorithm converged.	0.00	NE	0.9999	NE	>999.99		Algorithm converged.	0.00	NE
Gastrointestinal disorders	Gastrooesophageal reflux disease	n/a	495	100.0	16	3.2	498	100.0	18	3.6	0.89		Convergence criterion (GCONV=1E-8) satisfied.	0.45	1.77	-0.004		Algorithm converged.	-0.026	0.019	0.89		Algorithm converged.	0.46	1.73	0.7407	NE	1.12		Algorithm converged.	0.58	2.17
Gastrointestinal disorders	Gingival bleeding	n/a	495	100.0	1	0.2	498	100.0	1	0.2	1.01		Convergence criterion (GCONV=1E-8) satisfied.	0.06	16.13	0.000		Algorithm converged.	-0.006	0.006	1.01		Algorithm converged.	0.06	16.04	0.9966	NE	0.99		Algorithm converged.	0.06	15.85
Gastrointestinal disorders	Gingival erythema	n/a	495	100.0	0	0.0	498	100.0	1	0.2		*	Quasi-complete separation of data points detected.				*	WARNING: Negative of Hessian not positive definite.			0.00		Algorithm converged.	0.00	NE	0.9999	NE	>999.99		Algorithm converged.	0.00	NE
Gastrointestinal disorders	Gingival pain	n/a	495	100.0	3	0.6	498	100.0	2	0.4	1.51		Convergence criterion (GCONV=1E-8) satisfied.	0.25	9.09	0.002		Algorithm converged.	-0.007	0.011	1.51		Algorithm converged.	0.25	8.99	0.6514	NE	0.66		Algorithm converged.	0.11	3.95
Gastrointestinal disorders	Gingival swelling	n/a	495	100.0	0	0.0	498	100.0	2	0.4		*	Quasi-complete separation of data points detected.				*	WARNING: Negative of Hessian not positive definite.			0.00		Algorithm converged.	0.00	NE	0.9999	NE	>999.99		Algorithm converged.	0.00	NE
Gastrointestinal disorders	Glossodynia	n/a	495	100.0	1	0.2	498	100.0	0	0.0		*	Quasi-complete separation of data points detected.				*	WARNING: Negative of Hessian not positive definite.			NE		Algorithm converged.	NE	NE	NE	NE	NE		Algorithm converged.	NE	NE
Gastrointestinal disorders	Haematemesis	n/a	495	100.0	1	0.2	498	100.0	0	0.0		*	Quasi-complete separation of data points detected.				*	WARNING: Negative of Hessian not positive definite.			NE		Algorithm converged.	NE	NE	NE	NE	NE		Algorithm converged.	NE	NE
Gastrointestinal disorders	Haematochezia	n/a	495	100.0	3	0.6	498	100.0	5	1.0	0.60		Convergence criterion (GCONV=1E-8) satisfied.	0.14	2.53	-0.004		Algorithm converged.	-0.015	0.007	0.60		Algorithm converged.	0.15	2.51	0.4878	NE	1.66		Algorithm converged.	0.40	6.89
Gastrointestinal disorders	Haemorrhoidal haemorrhage	n/a	495	100.0	3	0.6	498	100.0	2	0.4	1.51		Convergence criterion (GCONV=1E-8) satisfied.	0.25	9.09	0.002		Algorithm converged.	-0.007	0.011	1.51		Algorithm converged.	0.25	8.99	0.6514	NE	0.66		Algorithm converged.	0.11	3.95
Gastrointestinal disorders	Haemorrhoids	n/a	495	100.0	12	2.4	498	100.0	12	2.4	1.01		Convergence criterion (GCONV=1E-8) satisfied.	0.45	2.26	0.000		Algorithm converged.	-0.019	0.019	1.01		Algorithm converged.	0.46	2.22	0.9880	NE	0.99		Algorithm converged.	0.45	2.19
Gastrointestinal disorders	Haemorrhoids thrombosed	n/a	495	100.0	0	0.0	498	100.0	1	0.2		*	Quasi-complete separation of data points detected.				*	WARNING: Negative of Hessian not positive definite.			0.00		Algorithm converged.	0.00	NE	0.9999	NE	>999.99		Algorithm converged.	0.00	NE
Gastrointestinal disorders	Hiatus hernia	n/a	495	100.0	0	0.0	498	100.0	1	0.2		*	Quasi-complete separation of data points detected.				*	WARNING: Negative of Hessian not positive definite.			0.00		Algorithm converged.	0.00	NE	0.9999	NE	>999.99		Algorithm converged.	0.00	NE
Gastrointestinal disorders	Hyperaesthesia teeth	n/a	495	100.0	0	0.0	498	100.0	1	0.2		*	Quasi-complete separation of data points detected.				*	WARNING: Negative of Hessian not positive definite.			0.00		Algorithm converged.	0.00	NE	0.9999	NE	>999.99		Algorithm converged.	0.00	NE
Gastrointestinal disorders	Hyperchlorhydria	n/a	495	100.0	0	0.0	498	100.0	1	0.2		*	Quasi-complete separation of data points detected.				*	WARNING: Negative of Hessian not positive definite.			0.00		Algorithm converged.	0.00	NE	0.9999	NE	>999.99		Algorithm converged.	0.00	NE
Gastrointestinal disorders	Hypoaesthesia oral	n/a	495	100.0	0	0.0	498	100.0	1	0.2		*	Quasi-complete separation of data points detected.				*	WARNING: Negative of Hessian not positive definite.			0.00		Algorithm converged.	0.00	NE	0.9999	NE	>999.99		Algorithm converged.	0.00	NE
Gastrointestinal disorders	Ileus	n/a	495	100.0	2	0.4	498	100.0	3	0.6	0.67		Convergence criterion (GCONV=1E-8) satisfied.	0.11	4.02	-0.002		Algorithm converged.	-0.011	0.007	0.67		Algorithm converged.	0.11	4.00	0.6609	NE	1.49		Algorithm converged.	0.25	8.88
Gastrointestinal disorders	Impaired gastric emptying	n/a	495	100.0	0	0.0	498	100.0	1	0.2		*	Quasi-complete separation of data points detected.				*	WARNING: Negative of Hessian not positive definite.			0.00		Algorithm converged.	0.00	NE	0.9999	NE	>999.99		Algorithm converged.	0.00	NE
Gastrointestinal disorders	Inguinal hernia	n/a	495	100.0	0	0.0	498	100.0	1	0.2		*	Quasi-complete separation of data points detected.				*	WARNING: Negative of Hessian not positive definite.			0.00		Algorithm converged.	0.00	NE	0.9999	NE	>999.99		Algorithm converged.	0.00	NE
Gastrointestinal disorders	Intestinal obstruction	n/a	495	100.0	1	0.2	498	100.0	1	0.2	1.01		Convergence criterion (GCONV=1E-8) satisfied.	0.06	16.13	0.000		Algorithm converged.	-0.006	0.006	1.01		Algorithm converged.	0.06	16.04	0.9966	NE	0.99		Algorithm converged.	0.06	15.85
Gastrointestinal disorders	Intestinal perforation	n/a	495	100.0	3	0.6	498	100.0	1	0.2	3.03		Convergence criterion (GCONV=1E-8) satisfied.	0.31	29.23	0.004		Algorithm converged.	-0.004	0.012	3.02		Algorithm converged.	0.32	28.92	0.3380	NE	0.33		Algorithm converged.	0.03	3.17
Gastrointestinal disorders	Intra-abdominal haemorrhage	n/a	495	100.0	0	0.0	498	100.0	1	0.2		*	Quasi-complete separation of data points detected.				*	WARNING: Negative of Hessian not positive definite.			0.00		Algorithm converged.	0.00	NE	0.9999	NE	>999.99		Algorithm converged.	0.00	NE
Gastrointestinal disorders	Large intestinal haemorrhage	n/a	495	100.0	1	0.2	498	100.0	0	0.0		*	Quasi-complete separation of data points detected.				*	WARNING: Negative of Hessian not positive definite.			NE		Algorithm converged.	NE	NE	NE	NE	NE		Algorithm converged.	NE	NE
Gastrointestinal disorders	Large intestine polyp	n/a	495	100.0	0	0.0	498	100.0	2	0.4		*	Quasi-complete separation of data points detected.				*	WARNING: Negative of Hessian not positive definite.			0.00		Algorithm converged.	0.00	NE	0.9999	NE	>999.99		Algorithm converged.	0.00	NE
Gastrointestinal disorders	Leukoplakia oral	n/a	495	100.0	0	0.0	498	100.0	1	0.2		*	Quasi-complete separation of data points detected.				*	WARNING: Negative of Hessian not positive definite.			0.00		Algorithm converged.	0.00	NE	0.9999	NE	>999.99		Algorithm converged.	0.00	NE
Gastrointestinal disorders	Lip pain	n/a	495	100.0	2	0.4	498	100.0	0	0.0		*	Quasi-complete separation of data points detected.				*	ERROR: The mean parameter is either invalid or at a limit of its range for some observations.			NE		Algorithm converged.	NE	NE	NE	NE	NE		Algorithm converged.	NE	NE
Gastrointestinal disorders	Lip scab	n/a	495	100.0	0	0.0	498	100.0	1	0.2		*	Quasi-complete separation of data points detected.				*	WARNING: Negative of Hessian not positive definite.			0.00		Algorithm converged.	0.00	NE	0.9999	NE	>999.99		Algorithm converged.	0.00	NE
Gastrointestinal disorders	Lip ulceration	n/a	495	100.0	1	0.2	498	100.0	1	0.2	1.01		Convergence criterion (GCONV=1E-8) satisfied.	0.06	16.13	0.000		Algorithm converged.	-0.006	0.006	1.01		Algorithm converged.	0.06	16.04	0.9966	NE	0.99		Algorithm converged.	0.06	15.85
Gastrointestinal disorders	Loose tooth	n/a	495	100.0	1	0.2	498	100.0	0	0.0		*	Quasi-complete separation of data points detected.				*	WARNING: Negative of Hessian not positive definite.			NE		Algorithm converged.	NE	NE	NE	NE	NE		Algorithm converged.	NE	NE
Gastrointestinal disorders	Lower gastrointestinal haemorrhage	n/a	495	100.0	3	0.6	498	100.0	1	0.2	3.03		Convergence criterion (GCONV=1E-8) satisfied.	0.31	29.23	0.004		Algorithm converged.	-0.004	0.012	3.02		Algorithm converged.	0.32	28.92	0.3380	NE	0.33		Algorithm converged.	0.03	3.17
Gastrointestinal disorders	Malpositioned teeth	n/a	495	100.0	1	0.2	498	100.0	0	0.0		*	Quasi-complete separation of data points detected.				*	WARNING: Negative of Hessian not positive definite.			NE		Algorithm converged.	NE	NE	NE	NE	NE		Algorithm converged.	NE	NE
Gastrointestinal disorders	Melaena	n/a	495	100.0	2	0.4	498	100.0	1	0.2	2.02		Convergence criterion (GCONV=1E-8) satisfied.	0.18	22.31	0.002		Algorithm converged.	-0.005	0.009	2.01		Algorithm converged.	0.18	22.12	0.5676	NE	0.50		Algorithm converged.	0.05	5.46
Gastrointestinal disorders	Mouth haemorrhage	n/a	495	100.0	0	0.0	498	100.0	2	0.4		*	Quasi-complete separation of data points detected.				*	WARNING: Negative of Hessian not positive definite.			0.00		Algorithm converged.	0.00	NE	0.9999	NE	>999.99		Algorithm converged.	0.00	NE
Gastrointestinal disorders	Mouth swelling	n/a	495	100.0	0	0.0	498	100.0	1	0.2		*	Quasi-complete separation of data points detected.				*	WARNING: Negative of Hessian not positive definite.			0.00		Algorithm converged.	0.00	NE	0.9999	NE	>999.99		Algorithm converged.	0.00	NE
Gastrointestinal disorders	Mouth ulceration	n/a	495	100.0	10	2.0	498	100.0	14	2.8	0.71		Convergence criterion (GCONV=1E-8) satisfied.	0.31	1.62	-0.008		Algorithm converged.	-0.027	0.011	0.72		Algorithm converged.	0.32	1.60	0.4193	NE	1.39		Algorithm converged.	0.62	3.10
Gastrointestinal disorders	Nausea	n/a	495	100.0	187	37.8	498	100.0	174	34.9	1.13		Convergence criterion (GCONV=1E-8) satisfied.	0.87	1.46	0.028		Algorithm converged.	-0.031	0.088	1.08		Algorithm converged.	0.92	1.27	0.3529	NE	0.92		Algorithm converged.	0.78	1.09
Gastrointestinal disorders	Necrotising colitis	n/a	495	100.0	1	0.2	498	100.0	0	0.0		*	Quasi-complete separation of data points detected.				*	WARNING: Negative of Hessian not positive definite.			NE		Algorithm converged.	NE	NE	NE	NE	NE		Algorithm converged.	NE	NE
Gastrointestinal disorders	Neutropenic colitis	n/a	495	100.0	1	0.2	498	100.0	0	0.0		*	Quasi-complete separation of data points detected.				*	WARNING: Negative of Hessian not positive definite.			NE		Algorithm converged.	NE	NE	NE	NE	NE		Algorithm converged.	NE	NE
Gastrointestinal disorders	Noninfective gingivitis	n/a	495	100.0	0	0.0	498	100.0	1	0.2		*	Quasi-complete separation of data points detected.				*	WARNING: Negative of Hessian not positive definite.			0.00		Algorithm converged.	0.00	NE	0.9999	NE	>999.99		Algorithm converged.	0.00	NE
Gastrointestinal disorders	Obstruction gastric	n/a	495	100.0	0	0.0	498	100.0	1	0.2		*	Quasi-complete separation of data points detected.				*	WARNING: Negative of Hessian not positive definite.			0.00		Algorithm converged.	0.00	NE	0.9999	NE	>999.99		Algorithm converged.	0.00	NE
Gastrointestinal disorders	Odynophagia	n/a	495	100.0	3	0.6	498	100.0	1	0.2	3.03		Convergence criterion (GCONV=1E-8) satisfied.	0.31	29.23	0.004		Algorithm converged.	-0.004	0.012	3.02		Algorithm converged.	0.32	28.92	0.3380	NE	0.33		Algorithm converged.	0.03	3.17
Gastrointestinal disorders	Oedema mouth	n/a	495	100.0	0	0.0	498	100.0	1	0.2		*	Quasi-complete separation of data points detected.				*	WARNING: Negative of Hessian not positive definite.			0.00		Algorithm converged.	0.00	NE	0.9999	NE	>999.99		Algorithm converged.	0.00	NE
Gastrointestinal disorders	Oesophageal achalasia	n/a	495	100.0	1	0.2	498	100.0	0	0.0		*	Quasi-complete separation of data points detected.				*	WARNING: Negative of Hessian not positive definite.			NE		Algorithm converged.	NE	NE	NE	NE	NE		Algorithm converged.	NE	NE
Gastrointestinal disorders	Oesophageal discomfort	n/a	495	100.0	0	0.0	498	100.0	1	0.2		*	Quasi-complete separation of data points detected.				*	WARNING: Negative of Hessian not positive definite.			0.00		Algorithm converged.	0.00	NE	0.9999	NE	>999.99		Algorithm converged.	0.00	NE
Gastrointestinal disorders	Oesophageal pain	n/a	495	100.0	1	0.2	498	100.0	1	0.2	1.01		Convergence criterion (GCONV=1E-8) satisfied.	0.06	16.13	0.000		Algorithm converged.	-0.006	0.006	1.01		Algorithm converged.	0.06	16.04	0.9966	NE	0.99		Algorithm converged.	0.06	15.85
Gastrointestinal disorders	Oesophageal stenosis	n/a	495	100.0	1	0.2	498	100.0	0	0.0		*	Quasi-complete separation of data points detected.				*	WARNING: Negative of Hessian not positive definite.			NE		Algorithm converged.	NE	NE	NE	NE	NE		Algorithm converged.	NE	NE
Gastrointestinal disorders	Oesophagitis	n/a	495	100.0	2	0.4	498	100.0	1	0.2	2.02		Convergence criterion (GCONV=1E-8) satisfied.	0.18	22.31	0.002		Algorithm converged.	-0.005	0.009	2.01		Algorithm converged.	0.18	22.12	0.5676	NE	0.50		Algorithm converged.	0.05	5.46
Gastrointestinal disorders	Oral discomfort	n/a	495	100.0	1	0.2	498	100.0	0	0.0		*	Quasi-complete separation of data points detected.				*	WARNING: Negative of Hessian not positive definite.			NE		Algorithm converged.	NE	NE	NE	NE	NE		Algorithm converged.	NE	NE
Gastrointestinal disorders	Oral dysaesthesia	n/a	495	100.0	1	0.2	498	100.0	1	0.2	1.01		Convergence criterion (GCONV=1E-8) satisfied.	0.06	16.13	0.000		Algorithm converged.	-0.006	0.006	1.01		Algorithm converged.	0.06	16.04	0.9966	NE	0.99		Algorithm converged.	0.06	15.85
Gastrointestinal disorders	Oral pain	n/a	495	100.0	7	1.4	498	100.0	4	0.8	1.77		Convergence criterion (GCONV=1E-8) satisfied.	0.52	6.09	0.006		Algorithm converged.	-0.007	0.019	1.76		Algorithm converged.	0.52	5.98	0.3643	NE	0.57		Algorithm converged.	0.17	1.93
Gastrointestinal disorders	Oral pruritus	n/a	495	100.0	1	0.2	498	100.0	1	0.2	1.01		Convergence criterion (GCONV=1E-8) satisfied.	0.06	16.13	0.000		Algorithm converged.	-0.006	0.006	1.01		Algorithm converged.	0.06	16.04	0.9966	NE	0.99		Algorithm converged.	0.06	15.85
Gastrointestinal disorders	Pancreatic disorder	n/a	495	100.0	0	0.0	498	100.0	2	0.4		*	Quasi-complete separation of data points detected.				*	WARNING: Negative of Hessian not positive definite.			0.00		Algorithm converged.	0.00	NE	0.9999	NE	>999.99		Algorithm converged.	0.00	NE
Gastrointestinal disorders	Pancreatic failure	n/a	495	100.0	1	0.2	498	100.0	0	0.0		*	Quasi-complete separation of data points detected.				*	WARNING: Negative of Hessian not positive definite.			NE		Algorithm converged.	NE	NE	NE	NE	NE		Algorithm converged.	NE	NE
Gastrointestinal disorders	Pancreatitis	n/a	495	100.0	1	0.2	498	100.0	1	0.2	1.01		Convergence criterion (GCONV=1E-8) satisfied.	0.06	16.13	0.000		Algorithm converged.	-0.006	0.006	1.01		Algorithm converged.	0.06	16.04	0.9966	NE	0.99		Algorithm converged.	0.06	15.85
Gastrointestinal disorders	Paraesthesia oral	n/a	495	100.0	3	0.6	498	100.0	1	0.2	3.03		Convergence criterion (GCONV=1E-8) satisfied.	0.31	29.23	0.004		Algorithm converged.	-0.004	0.012	3.02		Algorithm converged.	0.32	28.92	0.3380	NE	0.33		Algorithm converged.	0.03	3.17
Gastrointestinal disorders	Periodontal disease	n/a	495	100.0	3	0.6	498	100.0	0	0.0		*	Quasi-complete separation of data points detected.				*	WARNING: The relative Hessian convergence criterion of 21.631637574 is greater than the limit of 0.0001. The convergence is questionable.			NE		Algorithm converged.	NE	NE	NE	NE	NE		Algorithm converged.	NE	NE
Gastrointestinal disorders	Post-tussive vomiting	n/a	495	100.0	1	0.2	498	100.0	0	0.0		*	Quasi-complete separation of data points detected.				*	WARNING: Negative of Hessian not positive definite.			NE		Algorithm converged.	NE	NE	NE	NE	NE		Algorithm converged.	NE	NE
Gastrointestinal disorders	Proctalgia	n/a	495	100.0	6	1.2	498	100.0	4	0.8	1.52		Convergence criterion (GCONV=1E-8) satisfied.	0.43	5.40	0.004		Algorithm converged.	-0.008	0.017	1.51		Algorithm converged.	0.43	5.31	0.5218	NE	0.66		Algorithm converged.	0.19	2.33
Gastrointestinal disorders	Proctitis	n/a	495	100.0	1	0.2	498	100.0	0	0.0		*	Quasi-complete separation of data points detected.				*	WARNING: Negative of Hessian not positive definite.			NE		Algorithm converged.	NE	NE	NE	NE	NE		Algorithm converged.	NE	NE
Gastrointestinal disorders	Rectal haemorrhage	n/a	495	100.0	5	1.0	498	100.0	3	0.6	1.68		Convergence criterion (GCONV=1E-8) satisfied.	0.40	7.08	0.004		Algorithm converged.	-0.007	0.015	1.68		Algorithm converged.	0.40	6.98	0.4774	NE	0.60		Algorithm converged.	0.14	2.48
Gastrointestinal disorders	Retching	n/a	495	100.0	0	0.0	498	100.0	1	0.2		*	Quasi-complete separation of data points detected.				*	WARNING: Negative of Hessian not positive definite.			0.00		Algorithm converged.	0.00	NE	0.9999	NE	>999.99		Algorithm converged.	0.00	NE
Gastrointestinal disorders	Small intestinal obstruction	n/a	495	100.0	0	0.0	498	100.0	5	1.0		*	Quasi-complete separation of data points detected.				*	WARNING: Negative of Hessian not positive definite.			0.00		Algorithm converged.	0.00	NE	0.9999	NE	>999.99		Algorithm converged.	0.00	NE
Gastrointestinal disorders	Small intestinal perforation	n/a	495	100.0	0	0.0	498	100.0	1	0.2		*	Quasi-complete separation of data points detected.				*	WARNING: Negative of Hessian not positive definite.			0.00		Algorithm converged.	0.00	NE	0.9999	NE	>999.99		Algorithm converged.	0.00	NE
Gastrointestinal disorders	Stomatitis	n/a	495	100.0	43	8.7	498	100.0	30	6.0	1.48		Convergence criterion (GCONV=1E-8) satisfied.	0.91	2.41	0.027		Algorithm converged.	-0.006	0.059	1.44		Algorithm converged.	0.92	2.26	0.1103	NE	0.69		Algorithm converged.	0.44	1.09
Gastrointestinal disorders	Subileus	n/a	495	100.0	1	0.2	498	100.0	1	0.2	1.01		Convergence criterion (GCONV=1E-8) satisfied.	0.06	16.13	0.000		Algorithm converged.	-0.006	0.006	1.01		Algorithm converged.	0.06	16.04	0.9966	NE	0.99		Algorithm converged.	0.06	15.85
Gastrointestinal disorders	Swollen tongue	n/a	495	100.0	0	0.0	498	100.0	1	0.2		*	Quasi-complete separation of data points detected.				*	WARNING: Negative of Hessian not positive definite.			0.00		Algorithm converged.	0.00	NE	0.9999	NE	>999.99		Algorithm converged.	0.00	NE
Gastrointestinal disorders	Tongue blistering	n/a	495	100.0	0	0.0	498	100.0	1	0.2		*	Quasi-complete separation of data points detected.				*	WARNING: Negative of Hessian not positive definite.			0.00		Algorithm converged.	0.00	NE	0.9999	NE	>999.99		Algorithm converged.	0.00	NE
Gastrointestinal disorders	Tongue coated	n/a	495	100.0	2	0.4	498	100.0	0	0.0		*	Quasi-complete separation of data points detected.				*	ERROR: The mean parameter is either invalid or at a limit of its range for some observations.			NE		Algorithm converged.	NE	NE	NE	NE	NE		Algorithm converged.	NE	NE
Gastrointestinal disorders	Tongue discolouration	n/a	495	100.0	0	0.0	498	100.0	1	0.2		*	Quasi-complete separation of data points detected.				*	WARNING: Negative of Hessian not positive definite.			0.00		Algorithm converged.	0.00	NE	0.9999	NE	>999.99		Algorithm converged.	0.00	NE
Gastrointestinal disorders	Tongue pigmentation	n/a	495	100.0	0	0.0	498	100.0	1	0.2		*	Quasi-complete separation of data points detected.				*	WARNING: Negative of Hessian not positive definite.			0.00		Algorithm converged.	0.00	NE	0.9999	NE	>999.99		Algorithm converged.	0.00	NE
Gastrointestinal disorders	Tongue ulceration	n/a	495	100.0	1	0.2	498	100.0	0	0.0		*	Quasi-complete separation of data points detected.				*	WARNING: Negative of Hessian not positive definite.			NE		Algorithm converged.	NE	NE	NE	NE	NE		Algorithm converged.	NE	NE
Gastrointestinal disorders	Tooth loss	n/a	495	100.0	1	0.2	498	100.0	1	0.2	1.01		Convergence criterion (GCONV=1E-8) satisfied.	0.06	16.13	0.000		Algorithm converged.	-0.006	0.006	1.01		Algorithm converged.	0.06	16.04	0.9966	NE	0.99		Algorithm converged.	0.06	15.85
Gastrointestinal disorders	Toothache	n/a	495	100.0	6	1.2	498	100.0	6	1.2	1.01		Convergence criterion (GCONV=1E-8) satisfied.	0.32	3.14	0.000		Algorithm converged.	-0.014	0.014	1.01		Algorithm converged.	0.33	3.10	0.9916	NE	0.99		Algorithm converged.	0.32	3.06
Gastrointestinal disorders	Umbilical hernia	n/a	495	100.0	0	0.0	498	100.0	1	0.2		*	Quasi-complete separation of data points detected.				*	WARNING: Negative of Hessian not positive definite.			0.00		Algorithm converged.	0.00	NE	0.9999	NE	>999.99		Algorithm converged.	0.00	NE
Gastrointestinal disorders	Upper gastrointestinal haemorrhage	n/a	495	100.0	1	0.2	498	100.0	0	0.0		*	Quasi-complete separation of data points detected.				*	WARNING: Negative of Hessian not positive definite.			NE		Algorithm converged.	NE	NE	NE	NE	NE		Algorithm converged.	NE	NE
Gastrointestinal disorders	Vomiting	n/a	495	100.0	68	13.7	498	100.0	71	14.3	0.96		Convergence criterion (GCONV=1E-8) satisfied.	0.67	1.37	-0.005		Algorithm converged.	-0.048	0.038	0.96		Algorithm converged.	0.71	1.31	0.8135	NE	1.04		Algorithm converged.	0.76	1.41
General disorders and administration site conditions		n/a	495	100.0	293	59.2	498	100.0	307	61.6	0.90		Convergence criterion (GCONV=1E-8) satisfied.	0.70	1.16	-0.025		Algorithm converged.	-0.085	0.036	0.96		Algorithm converged.	0.87	1.06	0.4292	NE	1.04		Algorithm converged.	0.94	1.15
General disorders and administration site conditions	Administration site extravasation	n/a	495	100.0	1	0.2	498	100.0	0	0.0		*	Quasi-complete separation of data points detected.				*	WARNING: Negative of Hessian not positive definite.			NE		Algorithm converged.	NE	NE	NE	NE	NE		Algorithm converged.	NE	NE
General disorders and administration site conditions	Application site pain	n/a	495	100.0	0	0.0	498	100.0	1	0.2		*	Quasi-complete separation of data points detected.				*	WARNING: Negative of Hessian not positive definite.			0.00		Algorithm converged.	0.00	NE	0.9999	NE	>999.99		Algorithm converged.	0.00	NE
General disorders and administration site conditions	Asthenia	n/a	495	100.0	55	11.1	498	100.0	59	11.8	0.93		Convergence criterion (GCONV=1E-8) satisfied.	0.63	1.37	-0.007		Algorithm converged.	-0.047	0.032	0.94		Algorithm converged.	0.66	1.33	0.7160	NE	1.07		Algorithm converged.	0.75	1.51
General disorders and administration site conditions	Cardiac death	n/a	495	100.0	1	0.2	498	100.0	0	0.0		*	Quasi-complete separation of data points detected.				*	WARNING: Negative of Hessian not positive definite.			NE		Algorithm converged.	NE	NE	NE	NE	NE		Algorithm converged.	NE	NE
General disorders and administration site conditions	Catheter site bruise	n/a	495	100.0	1	0.2	498	100.0	0	0.0		*	Quasi-complete separation of data points detected.				*	WARNING: Negative of Hessian not positive definite.			NE		Algorithm converged.	NE	NE	NE	NE	NE		Algorithm converged.	NE	NE
General disorders and administration site conditions	Catheter site erythema	n/a	495	100.0	1	0.2	498	100.0	1	0.2	1.01		Convergence criterion (GCONV=1E-8) satisfied.	0.06	16.13	0.000		Algorithm converged.	-0.006	0.006	1.01		Algorithm converged.	0.06	16.04	0.9966	NE	0.99		Algorithm converged.	0.06	15.85
General disorders and administration site conditions	Catheter site haemorrhage	n/a	495	100.0	1	0.2	498	100.0	1	0.2	1.01		Convergence criterion (GCONV=1E-8) satisfied.	0.06	16.13	0.000		Algorithm converged.	-0.006	0.006	1.01		Algorithm converged.	0.06	16.04	0.9966	NE	0.99		Algorithm converged.	0.06	15.85
General disorders and administration site conditions	Catheter site induration	n/a	495	100.0	1	0.2	498	100.0	0	0.0		*	Quasi-complete separation of data points detected.				*	WARNING: Negative of Hessian not positive definite.			NE		Algorithm converged.	NE	NE	NE	NE	NE		Algorithm converged.	NE	NE
General disorders and administration site conditions	Catheter site oedema	n/a	495	100.0	0	0.0	498	100.0	1	0.2		*	Quasi-complete separation of data points detected.				*	WARNING: Negative of Hessian not positive definite.			0.00		Algorithm converged.	0.00	NE	0.9999	NE	>999.99		Algorithm converged.	0.00	NE
General disorders and administration site conditions	Catheter site pain	n/a	495	100.0	0	0.0	498	100.0	1	0.2		*	Quasi-complete separation of data points detected.				*	WARNING: Negative of Hessian not positive definite.			0.00		Algorithm converged.	0.00	NE	0.9999	NE	>999.99		Algorithm converged.	0.00	NE
General disorders and administration site conditions	Catheter site pruritus	n/a	495	100.0	1	0.2	498	100.0	0	0.0		*	Quasi-complete separation of data points detected.				*	WARNING: Negative of Hessian not positive definite.			NE		Algorithm converged.	NE	NE	NE	NE	NE		Algorithm converged.	NE	NE
General disorders and administration site conditions	Catheter site related reaction	n/a	495	100.0	1	0.2	498	100.0	0	0.0		*	Quasi-complete separation of data points detected.				*	WARNING: Negative of Hessian not positive definite.			NE		Algorithm converged.	NE	NE	NE	NE	NE		Algorithm converged.	NE	NE
General disorders and administration site conditions	Chest discomfort	n/a	495	100.0	14	2.8	498	100.0	9	1.8	1.58		Convergence criterion (GCONV=1E-8) satisfied.	0.68	3.69	0.010		Algorithm converged.	-0.009	0.029	1.56		Algorithm converged.	0.68	3.58	0.2891	NE	0.64		Algorithm converged.	0.28	1.46

General disorders and administration site conditions	Chest pain	n/a	495	100.0	13	2.6	498	100.0	16	3.2	0.81		Convergence criterion (GCONV=1E-8) satisfied.	0.39	1.71	-0.006		Algorithm converged.	-0.027	0.015	0.82		Algorithm converged.	0.40	1.68	0.5838	NE	1.22		Algorithm converged.	0.59	2.52
General disorders and administration site conditions	Chills	n/a	495	100.0	23	4.6	498	100.0	28	5.6	0.82		Convergence criterion (GCONV=1E-8) satisfied.	0.46	1.44	-0.010		Algorithm converged.	-0.037	0.018	0.83		Algorithm converged.	0.48	1.41	0.4868	NE	1.21		Algorithm converged.	0.71	2.07
General disorders and administration site conditions	Cyst	n/a	495	100.0	1	0.2	498	100.0	0	0.0		*	Quasi-complete separation of data points detected.				*	WARNING: Negative of Hessian not positive definite.			NE		Algorithm converged.	NE	NE	NE	NE	NE		Algorithm converged.	NE	NE
General disorders and administration site conditions	Death	n/a	495	100.0	4	0.8	498	100.0	1	0.2	4.05		Convergence criterion (GCONV=1E-8) satisfied.	0.45	36.35	0.006		Algorithm converged.	-0.003	0.015	4.02		Algorithm converged.	0.45	35.88	0.2123	NE	0.25		Algorithm converged.	0.03	2.22
General disorders and administration site conditions	Device related thrombosis	n/a	495	100.0	1	0.2	498	100.0	1	0.2	1.01		Convergence criterion (GCONV=1E-8) satisfied.	0.06	16.13	0.000		Algorithm converged.	-0.006	0.006	1.01		Algorithm converged.	0.06	16.04	0.9966	NE	0.99		Algorithm converged.	0.06	15.85
General disorders and administration site conditions	Discomfort	n/a	495	100.0	1	0.2	498	100.0	3	0.6	0.33		Convergence criterion (GCONV=1E-8) satisfied.	0.03	3.22	-0.004		Algorithm converged.	-0.012	0.004	0.34		Algorithm converged.	0.04	3.21	0.3433	NE	2.98		Algorithm converged.	0.31	28.57
General disorders and administration site conditions	Face oedema	n/a	495	100.0	1	0.2	498	100.0	3	0.6	0.33		Convergence criterion (GCONV=1E-8) satisfied.	0.03	3.22	-0.004		Algorithm converged.	-0.012	0.004	0.34		Algorithm converged.	0.04	3.21	0.3433	NE	2.98		Algorithm converged.	0.31	28.57
General disorders and administration site conditions	Facial pain	n/a	495	100.0	1	0.2	498	100.0	0	0.0		*	Quasi-complete separation of data points detected.				*	WARNING: Negative of Hessian not positive definite.			NE		Algorithm converged.	NE	NE	NE	NE	NE		Algorithm converged.	NE	NE
General disorders and administration site conditions	Fatigue	n/a	495	100.0	118	23.8	498	100.0	122	24.5	0.96		Convergence criterion (GCONV=1E-8) satisfied.	0.72	1.29	-0.007		Algorithm converged.	-0.060	0.047	0.97		Algorithm converged.	0.78	1.21	0.8082	NE	1.03		Algorithm converged.	0.82	1.28
General disorders and administration site conditions	Feeling cold	n/a	495	100.0	1	0.2	498	100.0	0	0.0		*	Quasi-complete separation of data points detected.				*	WARNING: Negative of Hessian not positive definite.			NE		Algorithm converged.	NE	NE	NE	NE	NE		Algorithm converged.	NE	NE
General disorders and administration site conditions	Feeling hot	n/a	495	100.0	3	0.6	498	100.0	2	0.4	1.51		Convergence criterion (GCONV=1E-8) satisfied.	0.25	9.09	0.002		Algorithm converged.	-0.007	0.011	1.51		Algorithm converged.	0.25	8.99	0.6514	NE	0.66		Algorithm converged.	0.11	3.95
General disorders and administration site conditions	Gait disturbance	n/a	495	100.0	0	0.0	498	100.0	1	0.2		*	Quasi-complete separation of data points detected.				*	WARNING: Negative of Hessian not positive definite.			0.00		Algorithm converged.	0.00	NE	0.9999	NE	>999.99		Algorithm converged.	0.00	NE
General disorders and administration site conditions	General physical health deterioration	n/a	495	100.0	2	0.4	498	100.0	1	0.2	2.02		Convergence criterion (GCONV=1E-8) satisfied.	0.18	22.31	0.002		Algorithm converged.	-0.005	0.009	2.01		Algorithm converged.	0.18	22.12	0.5676	NE	0.50		Algorithm converged.	0.05	5.46
General disorders and administration site conditions	Granuloma	n/a	495	100.0	1	0.2	498	100.0	0	0.0		*	Quasi-complete separation of data points detected.				*	WARNING: Negative of Hessian not positive definite.			NE		Algorithm converged.	NE	NE	NE	NE	NE		Algorithm converged.	NE	NE
General disorders and administration site conditions	Hernia pain	n/a	495	100.0	0	0.0	498	100.0	1	0.2		*	Quasi-complete separation of data points detected.				*	WARNING: Negative of Hessian not positive definite.			0.00		Algorithm converged.	0.00	NE	0.9999	NE	>999.99		Algorithm converged.	0.00	NE
General disorders and administration site conditions	Hunger	n/a	495	100.0	0	0.0	498	100.0	1	0.2		*	Quasi-complete separation of data points detected.				*	WARNING: Negative of Hessian not positive definite.			0.00		Algorithm converged.	0.00	NE	0.9999	NE	>999.99		Algorithm converged.	0.00	NE
General disorders and administration site conditions	Hyperthermia	n/a	495	100.0	1	0.2	498	100.0	3	0.6	0.33		Convergence criterion (GCONV=1E-8) satisfied.	0.03	3.22	-0.004		Algorithm converged.	-0.012	0.004	0.34		Algorithm converged.	0.04	3.21	0.3433	NE	2.98		Algorithm converged.	0.31	28.57
General disorders and administration site conditions	Hypothermia	n/a	495	100.0	1	0.2	498	100.0	0	0.0		*	Quasi-complete separation of data points detected.				*	WARNING: Negative of Hessian not positive definite.			NE		Algorithm converged.	NE	NE	NE	NE	NE		Algorithm converged.	NE	NE
General disorders and administration site conditions	Ill-defined disorder	n/a	495	100.0	4	0.8	498	100.0	3	0.6	1.34		Convergence criterion (GCONV=1E-8) satisfied.	0.30	6.04	0.002		Algorithm converged.	-0.008	0.012	1.34		Algorithm converged.	0.30	5.96	0.6996	NE	0.75		Algorithm converged.	0.17	3.31
General disorders and administration site conditions	Impaired healing	n/a	495	100.0	1	0.2	498	100.0	0	0.0		*	Quasi-complete separation of data points detected.				*	WARNING: Negative of Hessian not positive definite.			NE		Algorithm converged.	NE	NE	NE	NE	NE		Algorithm converged.	NE	NE
General disorders and administration site conditions	Inflammatory pain	n/a	495	100.0	0	0.0	498	100.0	1	0.2		*	Quasi-complete separation of data points detected.				*	WARNING: Negative of Hessian not positive definite.			0.00		Algorithm converged.	0.00	NE	0.9999	NE	>999.99		Algorithm converged.	0.00	NE
General disorders and administration site conditions	Influenza like illness	n/a	495	100.0	3	0.6	498	100.0	4	0.8	0.75		Convergence criterion (GCONV=1E-8) satisfied.	0.17	3.38	-0.002		Algorithm converged.	-0.012	0.008	0.75		Algorithm converged.	0.17	3.35	0.7114	NE	1.33		Algorithm converged.	0.30	5.89
General disorders and administration site conditions	Infusion site extravasation	n/a	495	100.0	3	0.6	498	100.0	1	0.2	3.03		Convergence criterion (GCONV=1E-8) satisfied.	0.31	29.23	0.004		Algorithm converged.	-0.004	0.012	3.02		Algorithm converged.	0.32	28.92	0.3380	NE	0.33		Algorithm converged.	0.03	3.17
General disorders and administration site conditions	Infusion site induration	n/a	495	100.0	1	0.2	498	100.0	0	0.0		*	Quasi-complete separation of data points detected.				*	WARNING: Negative of Hessian not positive definite.			NE		Algorithm converged.	NE	NE	NE	NE	NE		Algorithm converged.	NE	NE
General disorders and administration site conditions	Infusion site pain	n/a	495	100.0	1	0.2	498	100.0	0	0.0		*	Quasi-complete separation of data points detected.				*	WARNING: Negative of Hessian not positive definite.			NE		Algorithm converged.	NE	NE	NE	NE	NE		Algorithm converged.	NE	NE
General disorders and administration site conditions	Injection site extravasation	n/a	495	100.0	0	0.0	498	100.0	1	0.2		*	Quasi-complete separation of data points detected.				*	WARNING: Negative of Hessian not positive definite.			0.00		Algorithm converged.	0.00	NE	0.9999	NE	>999.99		Algorithm converged.	0.00	NE
General disorders and administration site conditions	Injection site haemorrhage	n/a	495	100.0	1	0.2	498	100.0	0	0.0		*	Quasi-complete separation of data points detected.				*	WARNING: Negative of Hessian not positive definite.			NE		Algorithm converged.	NE	NE	NE	NE	NE		Algorithm converged.	NE	NE
General disorders and administration site conditions	Injection site pain	n/a	495	100.0	0	0.0	498	100.0	1	0.2		*	Quasi-complete separation of data points detected.				*	WARNING: Negative of Hessian not positive definite.			0.00		Algorithm converged.	0.00	NE	0.9999	NE	>999.99		Algorithm converged.	0.00	NE
General disorders and administration site conditions	Injection site pruritus	n/a	495	100.0	0	0.0	498	100.0	1	0.2		*	Quasi-complete separation of data points detected.				*	WARNING: Negative of Hessian not positive definite.			0.00		Algorithm converged.	0.00	NE	0.9999	NE	>999.99		Algorithm converged.	0.00	NE
General disorders and administration site conditions	Injection site reaction	n/a	495	100.0	1	0.2	498	100.0	3	0.6	0.33		Convergence criterion (GCONV=1E-8) satisfied.	0.03	3.22	-0.004		Algorithm converged.	-0.012	0.004	0.34		Algorithm converged.	0.04	3.21	0.3433	NE	2.98		Algorithm converged.	0.31	28.57
General disorders and administration site conditions	Localised oedema	n/a	495	100.0	2	0.4	498	100.0	2	0.4	1.01		Convergence criterion (GCONV=1E-8) satisfied.	0.14	7.17	0.000		Algorithm converged.	-0.008	0.008	1.01		Algorithm converged.	0.14	7.11	0.9952	NE	0.99		Algorithm converged.	0.14	7.03
General disorders and administration site conditions	Malaise	n/a	495	100.0	25	5.1	498	100.0	25	5.0	1.01		Convergence criterion (GCONV=1E-8) satisfied.	0.57	1.78	0.000		Algorithm converged.	-0.027	0.028	1.01		Algorithm converged.	0.59	1.73	0.9825	NE	0.99		Algorithm converged.	0.58	1.71
General disorders and administration site conditions	Mucosal inflammation	n/a	495	100.0	15	3.0	498	100.0	25	5.0	0.59		Convergence criterion (GCONV=1E-8) satisfied.	0.31	1.14	-0.020		Algorithm converged.	-0.044	0.005	0.60		Algorithm converged.	0.32	1.13	0.1151	NE	1.66		Algorithm converged.	0.88	3.10
General disorders and administration site conditions	Multiple organ dysfunction syndrome	n/a	495	100.0	0	0.0	498	100.0	1	0.2		*	Quasi-complete separation of data points detected.				*	WARNING: Negative of Hessian not positive definite.			0.00		Algorithm converged.	0.00	NE	0.9999	NE	>999.99		Algorithm converged.	0.00	NE
General disorders and administration site conditions	Nodule	n/a	495	100.0	2	0.4	498	100.0	0	0.0		*	Quasi-complete separation of data points detected.				*	ERROR: The mean parameter is either invalid or at a limit of its range for some observations.			NE		Algorithm converged.	NE	NE	NE	NE	NE		Algorithm converged.	NE	NE
General disorders and administration site conditions	Non-cardiac chest pain	n/a	495	100.0	5	1.0	498	100.0	9	1.8	0.55		Convergence criterion (GCONV=1E-8) satisfied.	0.18	1.67	-0.008		Algorithm converged.	-0.023	0.007	0.56		Algorithm converged.	0.19	1.66	0.2938	NE	1.79		Algorithm converged.	0.60	5.30
General disorders and administration site conditions	Oedema	n/a	495	100.0	8	1.6	498	100.0	4	0.8	2.03		Convergence criterion (GCONV=1E-8) satisfied.	0.61	6.78	0.008		Algorithm converged.	-0.005	0.022	2.01		Algorithm converged.	0.61	6.64	0.2510	NE	0.50		Algorithm converged.	0.15	1.64
General disorders and administration site conditions	Oedema peripheral	n/a	495	100.0	42	8.5	498	100.0	42	8.4	1.01		Convergence criterion (GCONV=1E-8) satisfied.	0.64	1.57	0.001		Algorithm converged.	-0.034	0.035	1.01		Algorithm converged.	0.67	1.51	0.9769	NE	0.99		Algorithm converged.	0.66	1.50
General disorders and administration site conditions	Pain	n/a	495	100.0	11	2.2	498	100.0	13	2.6	0.85		Convergence criterion (GCONV=1E-8) satisfied.	0.38	1.91	-0.004		Algorithm converged.	-0.023	0.015	0.85		Algorithm converged.	0.39	1.88	0.6908	NE	1.17		Algorithm converged.	0.53	2.60
General disorders and administration site conditions	Peripheral swelling	n/a	495	100.0	8	1.6	498	100.0	4	0.8	2.03		Convergence criterion (GCONV=1E-8) satisfied.	0.61	6.78	0.008		Algorithm converged.	-0.005	0.022	2.01		Algorithm converged.	0.61	6.64	0.2510	NE	0.50		Algorithm converged.	0.15	1.64
General disorders and administration site conditions	Physical deconditioning	n/a	495	100.0	0	0.0	498	100.0	1	0.2		*	Quasi-complete separation of data points detected.				*	WARNING: Negative of Hessian not positive definite.			0.00		Algorithm converged.	0.00	NE	0.9999	NE	>999.99		Algorithm converged.	0.00	NE
General disorders and administration site conditions	Pyrexia	n/a	495	100.0	79	16.0	498	100.0	71	14.3	1.14		Convergence criterion (GCONV=1E-8) satisfied.	0.81	1.62	0.017		Algorithm converged.	-0.028	0.062	1.12		Algorithm converged.	0.83	1.50	0.4542	NE	0.89		Algorithm converged.	0.66	1.20
General disorders and administration site conditions	Scar inflammation	n/a	495	100.0	0	0.0	498	100.0	1	0.2		*	Quasi-complete separation of data points detected.				*	WARNING: Negative of Hessian not positive definite.			0.00		Algorithm converged.	0.00	NE	0.9999	NE	>999.99		Algorithm converged.	0.00	NE
General disorders and administration site conditions	Secretion discharge	n/a	495	100.0	1	0.2	498	100.0	0	0.0		*	Quasi-complete separation of data points detected.				*	WARNING: Negative of Hessian not positive definite.			NE		Algorithm converged.	NE	NE	NE	NE	NE		Algorithm converged.	NE	NE
General disorders and administration site conditions	Sensation of foreign body	n/a	495	100.0	1	0.2	498	100.0	0	0.0		*	Quasi-complete separation of data points detected.				*	WARNING: Negative of Hessian not positive definite.			NE		Algorithm converged.	NE	NE	NE	NE	NE		Algorithm converged.	NE	NE
General disorders and administration site conditions	Swelling	n/a	495	100.0	1	0.2	498	100.0	3	0.6	0.33		Convergence criterion (GCONV=1E-8) satisfied.	0.03	3.22	-0.004		Algorithm converged.	-0.012	0.004	0.34		Algorithm converged.	0.04	3.21	0.3433	NE	2.98		Algorithm converged.	0.31	28.57
General disorders and administration site conditions	Swelling face	n/a	495	100.0	1	0.2	498	100.0	2	0.4	0.50		Convergence criterion (GCONV=1E-8) satisfied.	0.05	5.55	-0.002		Algorithm converged.	-0.009	0.005	0.50		Algorithm converged.	0.05	5.53	0.5743	NE	1.99		Algorithm converged.	0.18	21.85
General disorders and administration site conditions	Ulcer	n/a	495	100.0	1	0.2	498	100.0	0	0.0		*	Quasi-complete separation of data points detected.				*	WARNING: Negative of Hessian not positive definite.			NE		Algorithm converged.	NE	NE	NE	NE	NE		Algorithm converged.	NE	NE
General disorders and administration site conditions	Unevaluable event	n/a	495	100.0	2	0.4	498	100.0	0	0.0		*	Quasi-complete separation of data points detected.				*	ERROR: Error in computing the link function, its derivatives, or the variance function.			NE		Algorithm converged.	NE	NE	NE	NE	NE		Algorithm converged.	NE	NE
General disorders and administration site conditions	Vaccination site pain	n/a	495	100.0	0	0.0	498	100.0	1	0.2		*	Quasi-complete separation of data points detected.				*	WARNING: Negative of Hessian not positive definite.			0.00		Algorithm converged.	0.00	NE	0.9999	NE	>999.99		Algorithm converged.	0.00	NE
General disorders and administration site conditions	Vascular device occlusion	n/a	495	100.0	2	0.4	498	100.0	0	0.0		*	Quasi-complete separation of data points detected.				*	ERROR: The mean parameter is either invalid or at a limit of its range for some observations.			NE		Algorithm converged.	NE	NE	NE	NE	NE		Algorithm converged.	NE	NE
General disorders and administration site conditions	Vascular stent thrombosis	n/a	495	100.0	0	0.0	498	100.0	1	0.2		*	Quasi-complete separation of data points detected.				*	WARNING: Negative of Hessian not positive definite.			0.00		Algorithm converged.	0.00	NE	0.9999	NE	>999.99		Algorithm converged.	0.00	NE
General disorders and administration site conditions	Xerosis	n/a	495	100.0	1	0.2	498	100.0	2	0.4	0.50		Convergence criterion (GCONV=1E-8) satisfied.	0.05	5.55	-0.002		Algorithm converged.	-0.009	0.005	0.50		Algorithm converged.	0.05	5.53	0.5743	NE	1.99		Algorithm converged.	0.18	21.85
Hepatobiliary disorders		n/a	495	100.0	17	3.4	498	100.0	11	2.2	1.57		Convergence criterion (GCONV=1E-8) satisfied.	0.73	3.40	0.012		Algorithm converged.	-0.008	0.033	1.55		Algorithm converged.	0.74	3.29	0.2476	NE	0.64		Algorithm converged.	0.30	1.36
Hepatobiliary disorders	Bile duct stenosis	n/a	495	100.0	0	0.0	498	100.0	1	0.2		*	Quasi-complete separation of data points detected.				*	WARNING: Negative of Hessian not positive definite.			0.00		Algorithm converged.	0.00	NE	0.9999	NE	>999.99		Algorithm converged.	0.00	NE
Hepatobiliary disorders	Bile duct stone	n/a	495	100.0	1	0.2	498	100.0	0	0.0		*	Quasi-complete separation of data points detected.				*	WARNING: Negative of Hessian not positive definite.			NE		Algorithm converged.	NE	NE	NE	NE	NE		Algorithm converged.	NE	NE
Hepatobiliary disorders	Biliary colic	n/a	495	100.0	0	0.0	498	100.0	1	0.2		*	Quasi-complete separation of data points detected.				*	WARNING: Negative of Hessian not positive definite.			0.00		Algorithm converged.	0.00	NE	0.9999	NE	>999.99		Algorithm converged.	0.00	NE
Hepatobiliary disorders	Biliary obstruction	n/a	495	100.0	1	0.2	498	100.0	0	0.0		*	Quasi-complete separation of data points detected.				*	WARNING: Negative of Hessian not positive definite.			NE		Algorithm converged.	NE	NE	NE	NE	NE		Algorithm converged.	NE	NE
Hepatobiliary disorders	Cholangitis	n/a	495	100.0	1	0.2	498	100.0	1	0.2	1.01		Convergence criterion (GCONV=1E-8) satisfied.	0.06	16.13	0.000		Algorithm converged.	-0.006	0.006	1.01		Algorithm converged.	0.06	16.04	0.9966	NE	0.99		Algorithm converged.	0.06	15.85
Hepatobiliary disorders	Cholecystitis	n/a	495	100.0	0	0.0	498	100.0	1	0.2		*	Quasi-complete separation of data points detected.				*	WARNING: Negative of Hessian not positive definite.			0.00		Algorithm converged.	0.00	NE	0.9999	NE	>999.99		Algorithm converged.	0.00	NE
Hepatobiliary disorders	Cholecystitis acute	n/a	495	100.0	1	0.2	498	100.0	0	0.0		*	Quasi-complete separation of data points detected.				*	WARNING: Negative of Hessian not positive definite.			NE		Algorithm converged.	NE	NE	NE	NE	NE		Algorithm converged.	NE	NE
Hepatobiliary disorders	Cholecystitis chronic	n/a	495	100.0	0	0.0	498	100.0	1	0.2		*	Quasi-complete separation of data points detected.				*	WARNING: Negative of Hessian not positive definite.			0.00		Algorithm converged.	0.00	NE	0.9999	NE	>999.99		Algorithm converged.	0.00	NE
Hepatobiliary disorders	Cholelithiasis	n/a	495	100.0	1	0.2	498	100.0	0	0.0		*	Quasi-complete separation of data points detected.				*	WARNING: Negative of Hessian not positive definite.			NE		Algorithm converged.	NE	NE	NE	NE	NE		Algorithm converged.	NE	NE
Hepatobiliary disorders	Cholestasis	n/a	495	100.0	2	0.4	498	100.0	0	0.0		*	Quasi-complete separation of data points detected.				*	ERROR: The mean parameter is either invalid or at a limit of its range for some observations.			NE		Algorithm converged.	NE	NE	NE	NE	NE		Algorithm converged.	NE	NE
Hepatobiliary disorders	Hepatic cytolysis	n/a	495	100.0	2	0.4	498	100.0	0	0.0		*	Quasi-complete separation of data points detected.				*	ERROR: Error in computing the link function, its derivatives, or the variance function.			NE		Algorithm converged.	NE	NE	NE	NE	NE		Algorithm converged.	NE	NE
Hepatobiliary disorders	Hepatic function abnormal	n/a	495	100.0	5	1.0	498	100.0	1	0.2	5.07		Convergence criterion (GCONV=1E-8) satisfied.	0.59	43.57	0.008		Algorithm converged.	-0.002	0.018	5.03		Algorithm converged.	0.59	42.90	0.1396	NE	0.20		Algorithm converged.	0.02	1.70
Hepatobiliary disorders	Hepatic pain	n/a	495	100.0	1	0.2	498	100.0	1	0.2	1.01		Convergence criterion (GCONV=1E-8) satisfied.	0.06	16.13	0.000		Algorithm converged.	-0.006	0.006	1.01		Algorithm converged.	0.06	16.04	0.9966	NE	0.99		Algorithm converged.	0.06	15.85
Hepatobiliary disorders	Hepatic steatosis	n/a	495	100.0	1	0.2	498	100.0	0	0.0		*	Quasi-complete separation of data points detected.				*	WARNING: Negative of Hessian not positive definite.			NE		Algorithm converged.	NE	NE	NE	NE	NE		Algorithm converged.	NE	NE
Hepatobiliary disorders	Hyperbilirubinaemia	n/a	495	100.0	3	0.6	498	100.0	1	0.2	3.03		Convergence criterion (GCONV=1E-8) satisfied.	0.31	29.23	0.004		Algorithm converged.	-0.004	0.012	3.02		Algorithm converged.	0.32	28.92	0.3380	NE	0.33		Algorithm converged.	0.03	3.17
Hepatobiliary disorders	Hypertransaminasaemia	n/a	495	100.0	0	0.0	498	100.0	2	0.4		*	Quasi-complete separation of data points detected.				*	WARNING: Negative of Hessian not positive definite.			0.00		Algorithm converged.	0.00	NE	0.9999	NE	>999.99		Algorithm converged.	0.00	NE
Hepatobiliary disorders	Liver injury	n/a	495	100.0	0	0.0	498	100.0	1	0.2		*	Quasi-complete separation of data points detected.				*	WARNING: Negative of Hessian not positive definite.			0.00		Algorithm converged.	0.00	NE	0.9999	NE	>999.99		Algorithm converged.	0.00	NE
Immune system disorders		n/a	495	100.0	13	2.6	498	100.0	15	3.0	0.87		Convergence criterion (GCONV=1E-8) satisfied.	0.41	1.84	-0.004		Algorithm converged.	-0.024	0.017	0.87		Algorithm converged.	0.42	1.81	0.7137	NE	1.15		Algorithm converged.	0.55	2.39
Immune system disorders	Contrast media allergy	n/a	495	100.0	1	0.2	498	100.0	3	0.6	0.33		Convergence criterion (GCONV=1E-8) satisfied.	0.03	3.22	-0.004		Algorithm converged.	-0.012	0.004	0.34		Algorithm converged.	0.04	3.21	0.3433	NE	2.98		Algorithm converged.	0.31	28.57
Immune system disorders	Drug hypersensitivity	n/a	495	100.0	1	0.2	498	100.0	1	0.2	1.01		Convergence criterion (GCONV=1E-8) satisfied.	0.06	16.13	0.000		Algorithm converged.	-0.006	0.006	1.01		Algorithm converged.	0.06	16.04	0.9966	NE	0.99		Algorithm converged.	0.06	15.85
Immune system disorders	Food allergy	n/a	495	100.0	1	0.2	498	100.0	0	0.0		*	Quasi-complete separation of data points detected.				*	WARNING: Negative of Hessian not positive definite.			NE		Algorithm converged.	NE	NE	NE	NE	NE		Algorithm converged.	NE	NE
Immune system disorders	Haemophagocytic lymphohistiocytosis	n/a	495	100.0	0	0.0	498	100.0	1	0.2		*	Quasi-complete separation of data points detected.				*	WARNING: Negative of Hessian not positive definite.			0.00		Algorithm converged.	0.00	NE	0.9999	NE	>999.99		Algorithm converged.	0.00	NE
Immune system disorders	Hypersensitivity	n/a	495	100.0	3	0.6	498	100.0	3	0.6	1.01		Convergence criterion (GCONV=1E-8) satisfied.	0.20	5.01	0.000		Algorithm converged.	-0.010	0.010	1.01		Algorithm converged.	0.20	4.96	0.9941	NE	0.99		Algorithm converged.	0.20	4.90
Immune system disorders	Hypogammaglobulinaemia	n/a	495	100.0	5	1.0	498	100.0	3	0.6	1.68		Convergence criterion (GCONV=1E-8) satisfied.	0.40	7.08	0.004		Algorithm converged.	-0.007	0.015	1.68		Algorithm converged.	0.40	6.98	0.4774	NE	0.60		Algorithm converged.	0.14	2.48
Immune system disorders	Sarcoidosis	n/a	495	100.0	0	0.0	498	100.0	1	0.2		*	Quasi-complete separation of data points detected.				*	WARNING: Negative of Hessian not positive definite.			0.00		Algorithm converged.	0.00	NE	0.9999	NE	>999.99		Algorithm converged.	0.00	NE
Immune system disorders	Seasonal allergy	n/a	495	100.0	2	0.4	498	100.0	4	0.8	0.50		Convergence criterion (GCONV=1E-8) satisfied.	0.09	2.75	-0.004		Algorithm converged.	-0.014	0.006	0.50		Algorithm converged.	0.09	2.73	0.4263	NE	1.99		Algorithm converged.	0.37	10.80
Infections and infestations		n/a	495	100.0	237	47.9	498	100.0	218	43.8	1.18		Convergence criterion (GCONV=1E-8) satisfied.	0.92	1.51	0.041		Algorithm converged.	-0.021	0.103	1.09		Algorithm converged.	0.96	1.25	0.1949	NE	0.91		Algorithm converged.	0.80	1.05
Infections and infestations	Abdominal abscess	n/a	495	100.0	1	0.2	498	100.0	0	0.0		*	Quasi-complete separation of data points detected.				*	WARNING: Negative of Hessian not positive definite.			NE		Algorithm converged.	NE	NE	NE	NE	NE		Algorithm converged.	NE	NE
Infections and infestations	Abdominal infection	n/a	495	100.0	0	0.0	498	100.0	2	0.4		*	Quasi-complete separation of data points detected.				*	WARNING: Negative of Hessian not positive definite.			0.00		Algorithm converged.	0.00	NE	0.9999	NE	>999.99		Algorithm converged.	0.00	NE
Infections and infestations	Abscess	n/a	495	100.0	0	0.0	498	100.0	1	0.2		*	Quasi-complete separation of data points detected.				*	WARNING: Negative of Hessian not positive definite.			0.00		Algorithm converged.	0.00	NE	0.9999	NE	>999.99		Algorithm converged.	0.00	NE
Infections and infestations	Actinomycotic abdominal infection	n/a	495	100.0	0	0.0	498	100.0	1	0.2		*	Quasi-complete separation of data points detected.				*	WARNING: Negative of Hessian not positive definite.			0.00		Algorithm converged.	0.00	NE	0.9999	NE	>999.99		Algorithm converged.	0.00	NE
Infections and infestations	Acute sinusitis	n/a	495	100.0	0	0.0	498	100.0	1	0.2		*	Quasi-complete separation of data points detected.				*	WARNING: Negative of Hessian not positive definite.			0.00		Algorithm converged.	0.00	NE	0.9999	NE	>999.99		Algorithm converged.	0.00	NE

Infections and infestations	Anal fistula infection	n/a	495	100.0	1	0.2	498	100.0	0	0.0		*	Quasi-complete separation of data points detected.				*	WARNING: Negative of Hessian not positive definite.			NE		Algorithm converged.	NE	NE	NE	NE	NE		Algorithm converged.	NE	NE
Infections and infestations	Anorectal infection	n/a	495	100.0	2	0.4	498	100.0	0	0.0		*	Quasi-complete separation of data points detected.				*	ERROR: The mean parameter is either invalid or at a limit of its range for some observations.			NE		Algorithm converged.	NE	NE	NE	NE	NE		Algorithm converged.	NE	NE
Infections and infestations	Appendicitis	n/a	495	100.0	1	0.2	498	100.0	0	0.0		*	Quasi-complete separation of data points detected.				*	WARNING: Negative of Hessian not positive definite.			NE		Algorithm converged.	NE	NE	NE	NE	NE		Algorithm converged.	NE	NE
Infections and infestations	Aspergillus infection	n/a	495	100.0	1	0.2	498	100.0	0	0.0		*	Quasi-complete separation of data points detected.				*	WARNING: Negative of Hessian not positive definite.			NE		Algorithm converged.	NE	NE	NE	NE	NE		Algorithm converged.	NE	NE
Infections and infestations	Atypical mycobacterial infection	n/a	495	100.0	1	0.2	498	100.0	1	0.2	1.01		Convergence criterion (GCONV=1E-8) satisfied.	0.06	16.13	0.000		Algorithm converged.	-0.006	0.006	1.01		Algorithm converged.	0.06	16.04	0.9966	NE	0.99		Algorithm converged.	0.06	15.85
Infections and infestations	Atypical pneumonia	n/a	495	100.0	1	0.2	498	100.0	1	0.2	1.01		Convergence criterion (GCONV=1E-8) satisfied.	0.06	16.13	0.000		Algorithm converged.	-0.006	0.006	1.01		Algorithm converged.	0.06	16.04	0.9966	NE	0.99		Algorithm converged.	0.06	15.85
Infections and infestations	Bacteraemia	n/a	495	100.0	4	0.8	498	100.0	1	0.2	4.05		Convergence criterion (GCONV=1E-8) satisfied.	0.45	36.35	0.006		Algorithm converged.	-0.003	0.015	4.02		Algorithm converged.	0.45	35.88	0.2123	NE	0.25		Algorithm converged.	0.03	2.22
Infections and infestations	Bacterial infection	n/a	495	100.0	1	0.2	498	100.0	0	0.0		*	Quasi-complete separation of data points detected.				*	WARNING: Negative of Hessian not positive definite.			NE		Algorithm converged.	NE	NE	NE	NE	NE		Algorithm converged.	NE	NE
Infections and infestations	Bacteriuria	n/a	495	100.0	1	0.2	498	100.0	0	0.0		*	Quasi-complete separation of data points detected.				*	WARNING: Negative of Hessian not positive definite.			NE		Algorithm converged.	NE	NE	NE	NE	NE		Algorithm converged.	NE	NE
Infections and infestations	Bordetella infection	n/a	495	100.0	0	0.0	498	100.0	1	0.2		*	Quasi-complete separation of data points detected.				*	WARNING: Negative of Hessian not positive definite.			0.00		Algorithm converged.	0.00	NE	0.9999	NE	>999.99		Algorithm converged.	0.00	NE
Infections and infestations	Bronchiolitis	n/a	495	100.0	1	0.2	498	100.0	0	0.0		*	Quasi-complete separation of data points detected.				*	WARNING: Negative of Hessian not positive definite.			NE		Algorithm converged.	NE	NE	NE	NE	NE		Algorithm converged.	NE	NE
Infections and infestations	Bronchitis	n/a	495	100.0	10	2.0	498	100.0	13	2.6	0.77		Convergence criterion (GCONV=1E-8) satisfied.	0.33	1.77	-0.006		Algorithm converged.	-0.025	0.013	0.77		Algorithm converged.	0.34	1.75	0.5376	NE	1.29		Algorithm converged.	0.57	2.92
Infections and infestations	Bronchitis bacterial	n/a	495	100.0	1	0.2	498	100.0	0	0.0		*	Quasi-complete separation of data points detected.				*	WARNING: Negative of Hessian not positive definite.			NE		Algorithm converged.	NE	NE	NE	NE	NE		Algorithm converged.	NE	NE
Infections and infestations	Bronchopulmonary aspergillosis	n/a	495	100.0	1	0.2	498	100.0	0	0.0		*	Quasi-complete separation of data points detected.				*	WARNING: Negative of Hessian not positive definite.			NE		Algorithm converged.	NE	NE	NE	NE	NE		Algorithm converged.	NE	NE
Infections and infestations	Campylobacter gastroenteritis	n/a	495	100.0	1	0.2	498	100.0	0	0.0		*	Quasi-complete separation of data points detected.				*	WARNING: Negative of Hessian not positive definite.			NE		Algorithm converged.	NE	NE	NE	NE	NE		Algorithm converged.	NE	NE
Infections and infestations	Candida infection	n/a	495	100.0	4	0.8	498	100.0	9	1.8	0.44		Convergence criterion (GCONV=1E-8) satisfied.	0.14	1.45	-0.010		Algorithm converged.	-0.024	0.004	0.45		Algorithm converged.	0.14	1.44	0.1780	NE	2.24		Algorithm converged.	0.69	7.21
Infections and infestations	Catheter site infection	n/a	495	100.0	0	0.0	498	100.0	1	0.2		*	Quasi-complete separation of data points detected.				*	WARNING: Negative of Hessian not positive definite.			0.00		Algorithm converged.	0.00	NE	0.9999	NE	>999.99		Algorithm converged.	0.00	NE
Infections and infestations	Cellulitis	n/a	495	100.0	9	1.8	498	100.0	5	1.0	1.83		Convergence criterion (GCONV=1E-8) satisfied.	0.61	5.49	0.008		Algorithm converged.	-0.007	0.023	1.81		Algorithm converged.	0.61	5.37	0.2839	NE	0.55		Algorithm converged.	0.19	1.64
Infections and infestations	Cervicitis	n/a	495	100.0	0	0.0	498	100.0	1	0.2		*	Quasi-complete separation of data points detected.				*	WARNING: Negative of Hessian not positive definite.			0.00		Algorithm converged.	0.00	NE	0.9999	NE	>999.99		Algorithm converged.	0.00	NE
Infections and infestations	Clostridial infection	n/a	495	100.0	1	0.2	498	100.0	0	0.0		*	Quasi-complete separation of data points detected.				*	WARNING: Negative of Hessian not positive definite.			NE		Algorithm converged.	NE	NE	NE	NE	NE		Algorithm converged.	NE	NE
Infections and infestations	Clostridium colitis	n/a	495	100.0	1	0.2	498	100.0	0	0.0		*	Quasi-complete separation of data points detected.				*	WARNING: Negative of Hessian not positive definite.			NE		Algorithm converged.	NE	NE	NE	NE	NE		Algorithm converged.	NE	NE
Infections and infestations	Clostridium difficile colitis	n/a	495	100.0	2	0.4	498	100.0	0	0.0		*	Quasi-complete separation of data points detected.				*	WARNING: Negative of Hessian not positive definite.			NE		Algorithm converged.	NE	NE	NE	NE	NE		Algorithm converged.	NE	NE
Infections and infestations	Clostridium difficile infection	n/a	495	100.0	3	0.6	498	100.0	0	0.0		*	Quasi-complete separation of data points detected.				*	WARNING: The relative Hessian convergence criterion of 21.631637499 is greater than the limit of 0.0001. The convergence is questionable.			NE		Algorithm converged.	NE	NE	NE	NE	NE		Algorithm converged.	NE	NE
Infections and infestations	Colonic abscess	n/a	495	100.0	1	0.2	498	100.0	0	0.0		*	Quasi-complete separation of data points detected.				*	WARNING: Negative of Hessian not positive definite.			NE		Algorithm converged.	NE	NE	NE	NE	NE		Algorithm converged.	NE	NE
Infections and infestations	Conjunctivitis	n/a	495	100.0	11	2.2	498	100.0	5	1.0	2.24		Convergence criterion (GCONV=1E-8) satisfied.	0.77	6.50	0.012		Algorithm converged.	-0.003	0.028	2.21		Algorithm converged.	0.77	6.32	0.1380	NE	0.45		Algorithm converged.	0.16	1.29
Infections and infestations	Conjunctivitis bacterial	n/a	495	100.0	0	0.0	498	100.0	1	0.2		*	Quasi-complete separation of data points detected.				*	WARNING: Negative of Hessian not positive definite.			0.00		Algorithm converged.	0.00	NE	0.9999	NE	>999.99		Algorithm converged.	0.00	NE
Infections and infestations	Coronavirus infection	n/a	495	100.0	0	0.0	498	100.0	1	0.2		*	Quasi-complete separation of data points detected.				*	WARNING: Negative of Hessian not positive definite.			0.00		Algorithm converged.	0.00	NE	0.9999	NE	>999.99		Algorithm converged.	0.00	NE
Infections and infestations	Cystitis	n/a	495	100.0	1	0.2	498	100.0	6	1.2	0.17		Convergence criterion (GCONV=1E-8) satisfied.	0.02	1.38	-0.010		Algorithm converged.	-0.020	0.000	0.17		Algorithm converged.	0.02	1.39	0.0977	NE	5.96		Algorithm converged.	0.72	49.36
Infections and infestations	Cytomegalovirus enteritis	n/a	495	100.0	1	0.2	498	100.0	0	0.0		*	Quasi-complete separation of data points detected.				*	WARNING: Negative of Hessian not positive definite.			NE		Algorithm converged.	NE	NE	NE	NE	NE		Algorithm converged.	NE	NE
Infections and infestations	Cytomegalovirus infection	n/a	495	100.0	1	0.2	498	100.0	1	0.2	1.01		Convergence criterion (GCONV=1E-8) satisfied.	0.06	16.13	0.000		Algorithm converged.	-0.006	0.006	1.01		Algorithm converged.	0.06	16.04	0.9966	NE	0.99		Algorithm converged.	0.06	15.85
Infections and infestations	Cytomegalovirus infection reactivation	n/a	495	100.0	1	0.2	498	100.0	0	0.0		*	Quasi-complete separation of data points detected.				*	WARNING: Negative of Hessian not positive definite.			NE		Algorithm converged.	NE	NE	NE	NE	NE		Algorithm converged.	NE	NE
Infections and infestations	Device related infection	n/a	495	100.0	3	0.6	498	100.0	1	0.2	3.03		Convergence criterion (GCONV=1E-8) satisfied.	0.31	29.23	0.004		Algorithm converged.	-0.004	0.012	3.02		Algorithm converged.	0.32	28.92	0.3380	NE	0.33		Algorithm converged.	0.03	3.17
Infections and infestations	Device related sepsis	n/a	495	100.0	1	0.2	498	100.0	0	0.0		*	Quasi-complete separation of data points detected.				*	WARNING: Negative of Hessian not positive definite.			NE		Algorithm converged.	NE	NE	NE	NE	NE		Algorithm converged.	NE	NE
Infections and infestations	Diarrhoea infectious	n/a	495	100.0	2	0.4	498	100.0	1	0.2	2.02		Convergence criterion (GCONV=1E-8) satisfied.	0.18	22.31	0.002		Algorithm converged.	-0.005	0.009	2.01		Algorithm converged.	0.18	22.12	0.5676	NE	0.50		Algorithm converged.	0.05	5.46
Infections and infestations	Diverticulitis	n/a	495	100.0	1	0.2	498	100.0	1	0.2	1.01		Convergence criterion (GCONV=1E-8) satisfied.	0.06	16.13	0.000		Algorithm converged.	-0.006	0.006	1.01		Algorithm converged.	0.06	16.04	0.9966	NE	0.99		Algorithm converged.	0.06	15.85
Infections and infestations	Ear infection	n/a	495	100.0	2	0.4	498	100.0	2	0.4	1.01		Convergence criterion (GCONV=1E-8) satisfied.	0.14	7.17	0.000		Algorithm converged.	-0.008	0.008	1.01		Algorithm converged.	0.14	7.11	0.9952	NE	0.99		Algorithm converged.	0.14	7.03
Infections and infestations	Enteritis infectious	n/a	495	100.0	1	0.2	498	100.0	0	0.0		*	Quasi-complete separation of data points detected.				*	WARNING: Negative of Hessian not positive definite.			NE		Algorithm converged.	NE	NE	NE	NE	NE		Algorithm converged.	NE	NE
Infections and infestations	Enterobacter infection	n/a	495	100.0	0	0.0	498	100.0	1	0.2		*	Quasi-complete separation of data points detected.				*	WARNING: Negative of Hessian not positive definite.			0.00		Algorithm converged.	0.00	NE	0.9999	NE	>999.99		Algorithm converged.	0.00	NE
Infections and infestations	Enterocolitis infectious	n/a	495	100.0	1	0.2	498	100.0	0	0.0		*	Quasi-complete separation of data points detected.				*	WARNING: Negative of Hessian not positive definite.			NE		Algorithm converged.	NE	NE	NE	NE	NE		Algorithm converged.	NE	NE
Infections and infestations	Erysipelas	n/a	495	100.0	1	0.2	498	100.0	0	0.0		*	Quasi-complete separation of data points detected.				*	WARNING: Negative of Hessian not positive definite.			NE		Algorithm converged.	NE	NE	NE	NE	NE		Algorithm converged.	NE	NE
Infections and infestations	Escherichia bacteraemia	n/a	495	100.0	1	0.2	498	100.0	1	0.2	1.01		Convergence criterion (GCONV=1E-8) satisfied.	0.06	16.13	0.000		Algorithm converged.	-0.006	0.006	1.01		Algorithm converged.	0.06	16.04	0.9966	NE	0.99		Algorithm converged.	0.06	15.85
Infections and infestations	Escherichia infection	n/a	495	100.0	1	0.2	498	100.0	0	0.0		*	Quasi-complete separation of data points detected.				*	WARNING: Negative of Hessian not positive definite.			NE		Algorithm converged.	NE	NE	NE	NE	NE		Algorithm converged.	NE	NE
Infections and infestations	Escherichia sepsis	n/a	495	100.0	1	0.2	498	100.0	2	0.4	0.50		Convergence criterion (GCONV=1E-8) satisfied.	0.05	5.55	-0.002		Algorithm converged.	-0.009	0.005	0.50		Algorithm converged.	0.05	5.53	0.5743	NE	1.99		Algorithm converged.	0.18	21.85
Infections and infestations	Eye infection	n/a	495	100.0	1	0.2	498	100.0	2	0.4	0.50		Convergence criterion (GCONV=1E-8) satisfied.	0.05	5.55	-0.002		Algorithm converged.	-0.009	0.005	0.50		Algorithm converged.	0.05	5.53	0.5743	NE	1.99		Algorithm converged.	0.18	21.85
Infections and infestations	Eyelid infection	n/a	495	100.0	1	0.2	498	100.0	0	0.0		*	Quasi-complete separation of data points detected.				*	WARNING: Negative of Hessian not positive definite.			NE		Algorithm converged.	NE	NE	NE	NE	NE		Algorithm converged.	NE	NE
Infections and infestations	Folliculitis	n/a	495	100.0	5	1.0	498	100.0	4	0.8	1.26		Convergence criterion (GCONV=1E-8) satisfied.	0.34	4.72	0.002		Algorithm converged.	-0.010	0.014	1.26		Algorithm converged.	0.34	4.66	0.7315	NE	0.80		Algorithm converged.	0.21	2.94
Infections and infestations	Fungal foot infection	n/a	495	100.0	1	0.2	498	100.0	0	0.0		*	Quasi-complete separation of data points detected.				*	WARNING: Negative of Hessian not positive definite.			NE		Algorithm converged.	NE	NE	NE	NE	NE		Algorithm converged.	NE	NE
Infections and infestations	Fungal infection	n/a	495	100.0	1	0.2	498	100.0	2	0.4	0.50		Convergence criterion (GCONV=1E-8) satisfied.	0.05	5.55	-0.002		Algorithm converged.	-0.009	0.005	0.50		Algorithm converged.	0.05	5.53	0.5743	NE	1.99		Algorithm converged.	0.18	21.85
Infections and infestations	Fungal skin infection	n/a	495	100.0	4	0.8	498	100.0	0	0.0		*	Quasi-complete separation of data points detected.				*	ERROR: The mean parameter is either invalid or at a limit of its range for some observations.			NE		Algorithm converged.	NE	NE	NE	NE	NE		Algorithm converged.	NE	NE
Infections and infestations	Furuncle	n/a	495	100.0	1	0.2	498	100.0	0	0.0		*	Quasi-complete separation of data points detected.				*	WARNING: Negative of Hessian not positive definite.			NE		Algorithm converged.	NE	NE	NE	NE	NE		Algorithm converged.	NE	NE
Infections and infestations	Gastroenteritis	n/a	495	100.0	1	0.2	498	100.0	0	0.0		*	Quasi-complete separation of data points detected.				*	WARNING: Negative of Hessian not positive definite.			NE		Algorithm converged.	NE	NE	NE	NE	NE		Algorithm converged.	NE	NE
Infections and infestations	Gastroenteritis viral	n/a	495	100.0	1	0.2	498	100.0	0	0.0		*	Quasi-complete separation of data points detected.				*	WARNING: Negative of Hessian not positive definite.			NE		Algorithm converged.	NE	NE	NE	NE	NE		Algorithm converged.	NE	NE
Infections and infestations	Gastrointestinal candidiasis	n/a	495	100.0	1	0.2	498	100.0	0	0.0		*	Quasi-complete separation of data points detected.				*	WARNING: Negative of Hessian not positive definite.			NE		Algorithm converged.	NE	NE	NE	NE	NE		Algorithm converged.	NE	NE
Infections and infestations	Gastrointestinal infection	n/a	495	100.0	1	0.2	498	100.0	0	0.0		*	Quasi-complete separation of data points detected.				*	WARNING: Negative of Hessian not positive definite.			NE		Algorithm converged.	NE	NE	NE	NE	NE		Algorithm converged.	NE	NE
Infections and infestations	Genital herpes	n/a	495	100.0	0	0.0	498	100.0	1	0.2		*	Quasi-complete separation of data points detected.				*	WARNING: Negative of Hessian not positive definite.			0.00		Algorithm converged.	0.00	NE	0.9999	NE	>999.99		Algorithm converged.	0.00	NE
Infections and infestations	Genital infection fungal	n/a	495	100.0	0	0.0	498	100.0	1	0.2		*	Quasi-complete separation of data points detected.				*	WARNING: Negative of Hessian not positive definite.			0.00		Algorithm converged.	0.00	NE	0.9999	NE	>999.99		Algorithm converged.	0.00	NE
Infections and infestations	Genitourinary tract infection	n/a	495	100.0	0	0.0	498	100.0	1	0.2		*	Quasi-complete separation of data points detected.				*	WARNING: Negative of Hessian not positive definite.			0.00		Algorithm converged.	0.00	NE	0.9999	NE	>999.99		Algorithm converged.	0.00	NE
Infections and infestations	Gingival abscess	n/a	495	100.0	0	0.0	498	100.0	1	0.2		*	Quasi-complete separation of data points detected.				*	WARNING: Negative of Hessian not positive definite.			0.00		Algorithm converged.	0.00	NE	0.9999	NE	>999.99		Algorithm converged.	0.00	NE
Infections and infestations	Gingivitis	n/a	495	100.0	1	0.2	498	100.0	2	0.4	0.50		Convergence criterion (GCONV=1E-8) satisfied.	0.05	5.55	-0.002		Algorithm converged.	-0.009	0.005	0.50		Algorithm converged.	0.05	5.53	0.5743	NE	1.99		Algorithm converged.	0.18	21.85
Infections and infestations	Groin infection	n/a	495	100.0	1	0.2	498	100.0	0	0.0		*	Quasi-complete separation of data points detected.				*	WARNING: Negative of Hessian not positive definite.			NE		Algorithm converged.	NE	NE	NE	NE	NE		Algorithm converged.	NE	NE
Infections and infestations	Helicobacter gastritis	n/a	495	100.0	2	0.4	498	100.0	1	0.2	2.02		Convergence criterion (GCONV=1E-8) satisfied.	0.18	22.31	0.002		Algorithm converged.	-0.005	0.009	2.01		Algorithm converged.	0.18	22.12	0.5676	NE	0.50		Algorithm converged.	0.05	5.46
Infections and infestations	Hepatitis B	n/a	495	100.0	0	0.0	498	100.0	3	0.6		*	Quasi-complete separation of data points detected.				*	WARNING: Negative of Hessian not positive definite.			0.00		Algorithm converged.	0.00	NE	0.9999	NE	>999.99		Algorithm converged.	0.00	NE
Infections and infestations	Hepatitis B reactivation	n/a	495	100.0	0	0.0	498	100.0	1	0.2		*	Quasi-complete separation of data points detected.				*	WARNING: Negative of Hessian not positive definite.			0.00		Algorithm converged.	0.00	NE	0.9999	NE	>999.99		Algorithm converged.	0.00	NE
Infections and infestations	Herpes simplex	n/a	495	100.0	1	0.2	498	100.0	2	0.4	0.50		Convergence criterion (GCONV=1E-8) satisfied.	0.05	5.55	-0.002		Algorithm converged.	-0.009	0.005	0.50		Algorithm converged.	0.05	5.53	0.5743	NE	1.99		Algorithm converged.	0.18	21.85
Infections and infestations	Herpes simplex reactivation	n/a	495	100.0	1	0.2	498	100.0	0	0.0		*	Quasi-complete separation of data points detected.				*	WARNING: Negative of Hessian not positive definite.			NE		Algorithm converged.	NE	NE	NE	NE	NE		Algorithm converged.	NE	NE
Infections and infestations	Herpes virus infection	n/a	495	100.0	2	0.4	498	100.0	1	0.2	2.02		Convergence criterion (GCONV=1E-8) satisfied.	0.18	22.31	0.002		Algorithm converged.	-0.005	0.009	2.01		Algorithm converged.	0.18	22.12	0.5676	NE	0.50		Algorithm converged.	0.05	5.46
Infections and infestations	Herpes zoster	n/a	495	100.0	7	1.4	498	100.0	7	1.4	1.01		Convergence criterion (GCONV=1E-8) satisfied.	0.35	2.89	0.000		Algorithm converged.	-0.015	0.015	1.01		Algorithm converged.	0.36	2.85	0.9909	NE	0.99		Algorithm converged.	0.35	2.81
Infections and infestations	Hordeolum	n/a	495	100.0	2	0.4	498	100.0	0	0.0		*	Quasi-complete separation of data points detected.				*	ERROR: The mean parameter is either invalid or at a limit of its range for some observations.			NE		Algorithm converged.	NE	NE	NE	NE	NE		Algorithm converged.	NE	NE
Infections and infestations	Infection	n/a	495	100.0	8	1.6	498	100.0	4	0.8	2.03		Convergence criterion (GCONV=1E-8) satisfied.	0.61	6.78	0.008		Algorithm converged.	-0.005	0.022	2.01		Algorithm converged.	0.61	6.64	0.2510	NE	0.50		Algorithm converged.	0.15	1.64
Infections and infestations	Influenza	n/a	495	100.0	8	1.6	498	100.0	3	0.6	2.71		Convergence criterion (GCONV=1E-8) satisfied.	0.71	10.28	0.010		Algorithm converged.	-0.003	0.023	2.68		Algorithm converged.	0.72	10.05	0.1432	NE	0.37		Algorithm converged.	0.10	1.40
Infections and infestations	Intervertebral discitis	n/a	495	100.0	0	0.0	498	100.0	1	0.2		*	Quasi-complete separation of data points detected.				*	WARNING: Negative of Hessian not positive definite.			0.00		Algorithm converged.	0.00	NE	0.9999	NE	>999.99		Algorithm converged.	0.00	NE
Infections and infestations	Keratitis viral	n/a	495	100.0	0	0.0	498	100.0	1	0.2		*	Quasi-complete separation of data points detected.				*	WARNING: Negative of Hessian not positive definite.			0.00		Algorithm converged.	0.00	NE	0.9999	NE	>999.99		Algorithm converged.	0.00	NE
Infections and infestations	Klebsiella sepsis	n/a	495	100.0	0	0.0	498	100.0	1	0.2		*	Quasi-complete separation of data points detected.				*	WARNING: Negative of Hessian not positive definite.			0.00		Algorithm converged.	0.00	NE	0.9999	NE	>999.99		Algorithm converged.	0.00	NE
Infections and infestations	Large intestine infection	n/a	495	100.0	0	0.0	498	100.0	1	0.2		*	Quasi-complete separation of data points detected.				*	WARNING: Negative of Hessian not positive definite.			0.00		Algorithm converged.	0.00	NE	0.9999	NE	>999.99		Algorithm converged.	0.00	NE
Infections and infestations	Laryngitis	n/a	495	100.0	1	0.2	498	100.0	1	0.2	1.01		Convergence criterion (GCONV=1E-8) satisfied.	0.06	16.13	0.000		Algorithm converged.	-0.006	0.006	1.01		Algorithm converged.	0.06	16.04	0.9966	NE	0.99		Algorithm converged.	0.06	15.85
Infections and infestations	Localised infection	n/a	495	100.0	3	0.6	498	100.0	2	0.4	1.51		Convergence criterion (GCONV=1E-8) satisfied.	0.25	9.09	0.002		Algorithm converged.	-0.007	0.011	1.51		Algorithm converged.	0.25	8.99	0.6514	NE	0.66		Algorithm converged.	0.11	3.95
Infections and infestations	Lower respiratory tract infection	n/a	495	100.0	0	0.0	498	100.0	1	0.2		*	Quasi-complete separation of data points detected.				*	WARNING: Negative of Hessian not positive definite.			0.00		Algorithm converged.	0.00	NE	0.9999	NE	>999.99		Algorithm converged.	0.00	NE
Infections and infestations	Lymph gland infection	n/a	495	100.0	1	0.2	498	100.0	0	0.0		*	Quasi-complete separation of data points detected.				*	WARNING: Negative of Hessian not positive definite.			NE		Algorithm converged.	NE	NE	NE	NE	NE		Algorithm converged.	NE	NE
Infections and infestations	Mediastinitis	n/a	495	100.0	1	0.2	498	100.0	0	0.0		*	Quasi-complete separation of data points detected.				*	WARNING: Negative of Hessian not positive definite.			NE		Algorithm converged.	NE	NE	NE	NE	NE		Algorithm converged.	NE	NE
Infections and infestations	Nail infection	n/a	495	100.0	3	0.6	498	100.0	3	0.6	1.01		Convergence criterion (GCONV=1E-8) satisfied.	0.20	5.01	0.000		Algorithm converged.	-0.010	0.010	1.01		Algorithm converged.	0.20	4.96	0.9941	NE	0.99		Algorithm converged.	0.20	4.90
Infections and infestations	Nasopharyngitis	n/a	495	100.0	18	3.6	498	100.0	18	3.6	1.01		Convergence criterion (GCONV=1E-8) satisfied.	0.52	1.96	0.000		Algorithm converged.	-0.023	0.023	1.01		Algorithm converged.	0.53	1.91	0.9853	NE	0.99		Algorithm converged.	0.52	1.89
Infections and infestations	Neutropenic sepsis	n/a	495	100.0	2	0.4	498	100.0	1	0.2	2.02		Convergence criterion (GCONV=1E-8) satisfied.	0.18	22.31	0.002		Algorithm converged.	-0.005	0.009	2.01		Algorithm converged.	0.18	22.12	0.5676	NE	0.50		Algorithm converged.	0.05	5.46
Infections and infestations	Oesophageal candidiasis	n/a	495	100.0	1	0.2	498	100.0	0	0.0		*	Quasi-complete separation of data points detected.				*	WARNING: Negative of Hessian not positive definite.			NE		Algorithm converged.	NE	NE	NE	NE	NE		Algorithm converged.	NE	NE
Infections and infestations	Onychomycosis	n/a	495	100.0	4	0.8	498	100.0	6	1.2	0.67		Convergence criterion (GCONV=1E-8) satisfied.	0.19	2.38	-0.004		Algorithm converged.	-0.016	0.008	0.67		Algorithm converged.	0.19	2.36	0.5341	NE	1.49		Algorithm converged.	0.42	5.25
Infections and infestations	Oral candidiasis	n/a	495	100.0	8	1.6	498	100.0	9	1.8	0.89		Convergence criterion (GCONV=1E-8) satisfied.	0.34	2.33	-0.002		Algorithm converged.	-0.018	0.014	0.89		Algorithm converged.	0.35	2.30	0.8166	NE	1.12		Algorithm converged.	0.43	2.87
Infections and infestations	Oral fungal infection	n/a	495	100.0	2	0.4	498	100.0	3	0.6	0.67		Convergence criterion (GCONV=1E-8) satisfied.	0.11	4.02	-0.002		Algorithm converged.	-0.011	0.007	0.67		Algorithm converged.	0.11	4.00	0.6609	NE	1.49		Algorithm converged.	0.25	8.88
Infections and infestations	Oral herpes	n/a	495	100.0	7	1.4	498	100.0	7	1.4	1.01		Convergence criterion (GCONV=1E-8) satisfied.	0.35	2.89	0.000		Algorithm converged.	-0.015	0.015	1.01		Algorithm converged.	0.36	2.85	0.9909	NE	0.99		Algorithm converged.	0.35	2.81
Infections and infestations	Osteomyelitis	n/a	495	100.0	1	0.2	498	100.0	0	0.0		*	Quasi-complete separation of data points detected.				*	WARNING: Negative of Hessian not positive definite.			NE		Algorithm converged.	NE	NE	NE	NE	NE		Algorithm converged.	NE	NE
Infections and infestations	Otitis media	n/a	495	100.0	2	0.4	498	100.0	3	0.6	0.67		Convergence criterion (GCONV=1E-8) satisfied.	0.11	4.02	-0.002		Algorithm converged.	-0.011	0.007	0.67		Algorithm converged.	0.11	4.00	0.6609	NE	1.49		Algorithm converged.	0.25	8.88
Infections and infestations	Papilloma viral infection	n/a	495	100.0	1	0.2	498	100.0	0	0.0		*	Quasi-complete separation of data points detected.				*	WARNING: Negative of Hessian not positive definite.			NE		Algorithm converged.	NE	NE	NE	NE	NE		Algorithm converged.	NE	NE
Infections and infestations	Paronychia	n/a	495	100.0	1	0.2	498	100.0	3	0.6	0.33		Convergence criterion (GCONV=1E-8) satisfied.	0.03	3.22	-0.004		Algorithm converged.	-0.012	0.004	0.34		Algorithm converged.	0.04	3.21	0.3433	NE	2.98		Algorithm converged.	0.31	28.57
Infections and infestations	Perineal infection	n/a	495	100.0	1	0.2	498	100.0	0	0.0		*	Quasi-complete separation of data points detected.				*	WARNING: Negative of Hessian not positive definite.			NE		Algorithm converged.	NE	NE	NE	NE	NE		Algorithm converged.	NE	NE
Infections and infestations	Periodontitis	n/a	495	100.0	0	0.0	498	100.0	1	0.2		*	Quasi-complete separation of data points detected.				*	WARNING: Negative of Hessian not positive definite.			0.00		Algorithm converged.	0.00	NE	0.9999	NE	>999.99		Algorithm converged.	0.00	NE
Infections and infestations	Peritonitis	n/a	495	100.0	0	0.0	498	100.0	1	0.2		*	Quasi-complete separation of data points detected.				*	WARNING: Negative of Hessian not positive definite.			0.00		Algorithm converged.	0.00	NE	0.9999	NE	>999.99		Algorithm converged.	0.00	NE
Infections and infestations	Pharyngitis	n/a	495	100.0	3	0.6	498	100.0	1	0.2	3.03		Convergence criterion (GCONV=1E-8) satisfied.	0.31	29.23	0.004		Algorithm converged.	-0.004	0.012	3.02		Algorithm converged.	0.32	28.92	0.3380	NE	0.33		Algorithm converged.	0.03	3.17
Infections and infestations	Pneumocystis jirovecii pneumonia	n/a	495	100.0	2	0.4	498	100.0	1	0.2	2.02		Convergence criterion (GCONV=1E-8) satisfied.	0.18	22.31	0.002		Algorithm converged.	-0.005	0.009	2.01		Algorithm converged.	0.18	22.12	0.5676	NE	0.50		Algorithm converged.	0.05	5.46
Infections and infestations	Pneumonia	n/a	495	100.0	46	9.3	498	100.0	44	8.8	1.06		Convergence criterion (GCONV=1E-8) satisfied.	0.69	1.63	0.005		Algorithm converged.	-0.031	0.040	1.05		Algorithm converged.	0.71	1.56	0.8017	NE	0.95		Algorithm converged.	0.64	1.41
Infections and infestations	Pneumonia bacterial	n/a	495	100.0	1	0.2	498	100.0	0	0.0		*	Quasi-complete separation of data points detected.				*	WARNING: Negative of Hessian not positive definite.			NE		Algorithm converged.	NE	NE	NE	NE	NE		Algorithm converged.	NE	NE
Infections and infestations	Pneumonia klebsiella	n/a	495	100.0	0	0.0	498	100.0	1	0.2		*	Quasi-complete separation of data points detected.				*	WARNING: Negative of Hessian not positive definite.			0.00		Algorithm converged.	0.00	NE	0.9999	NE	>999.99		Algorithm converged.	0.00	NE
Infections and infestations	Pneumonia pneumococcal	n/a	495	100.0	1	0.2	498	100.0	0	0.0		*	Quasi-complete separation of data points detected.				*	WARNING: Negative of Hessian not positive definite.			NE		Algorithm converged.	NE	NE	NE	NE	NE		Algorithm converged.	NE	NE
Infections and infestations	Pneumonia viral	n/a	495	100.0	1	0.2	498	100.0	0	0.0		*	Quasi-complete separation of data points detected.				*	WARNING: Negative of Hessian not positive definite.			NE		Algorithm converged.	NE	NE	NE	NE	NE		Algorithm converged.	NE	NE
Infections and infestations	Postoperative wound infection	n/a	495	100.0	0	0.0	498	100.0	2	0.4		*	Quasi-complete separation of data points detected.				*	WARNING: Negative of Hessian not positive definite.			0.00		Algorithm converged.	0.00	NE	0.9999	NE	>999.99		Algorithm converged.	0.00	NE
Infections and infestations	Proctitis fungal	n/a	495	100.0	0	0.0	498	100.0	1	0.2		*	Quasi-complete separation of data points detected.				*	WARNING: Negative of Hessian not positive definite.			0.00		Algorithm converged.	0.00	NE	0.9999	NE	>999.99		Algorithm converged.	0.00	NE
Infections and infestations	Prostate infection	n/a	495	100.0	0	0.0	498	100.0	1	0.2		*	Quasi-complete separation of data points detected.				*	WARNING: Negative of Hessian not positive definite.			0.00		Algorithm converged.	0.00	NE	0.9999	NE	>999.99		Algorithm converged.	0.00	NE

Infections and infestations	Pseudomonas infection	n/a	495	100.0	0	0.0	498	100.0	1	0.2		*	Quasi-complete separation of data points detected.				*	WARNING: Negative of Hessian not positive definite.			0.00		Algorithm converged.	0.00	NE	0.9999	NE	>999.99		Algorithm converged.	0.00	NE
Infections and infestations	Rectal abscess	n/a	495	100.0	1	0.2	498	100.0	0	0.0		*	Quasi-complete separation of data points detected.				*	WARNING: Negative of Hessian not positive definite.			NE		Algorithm converged.	NE	NE	NE	NE	NE		Algorithm converged.	NE	NE
Infections and infestations	Respiratory tract infection	n/a	495	100.0	8	1.6	498	100.0	6	1.2	1.35		Convergence criterion (GCONV=1E-8) satisfied.	0.46	3.91	0.004		Algorithm converged.	-0.011	0.019	1.34		Algorithm converged.	0.47	3.84	0.5839	NE	0.75		Algorithm converged.	0.26	2.13
Infections and infestations	Rhinitis	n/a	495	100.0	18	3.6	498	100.0	11	2.2	1.67		Convergence criterion (GCONV=1E-8) satisfied.	0.78	3.57	0.014		Algorithm converged.	-0.007	0.035	1.65		Algorithm converged.	0.79	3.45	0.1865	NE	0.61		Algorithm converged.	0.29	1.27
Infections and infestations	Rhinovirus infection	n/a	495	100.0	1	0.2	498	100.0	0	0.0		*	Quasi-complete separation of data points detected.				*	WARNING: Negative of Hessian not positive definite.			NE		Algorithm converged.	NE	NE	NE	NE	NE		Algorithm converged.	NE	NE
Infections and infestations	Scrotal infection	n/a	495	100.0	0	0.0	498	100.0	1	0.2		*	Quasi-complete separation of data points detected.				*	WARNING: Negative of Hessian not positive definite.			0.00		Algorithm converged.	0.00	NE	0.9999	NE	>999.99		Algorithm converged.	0.00	NE
Infections and infestations	Sepsis	n/a	495	100.0	5	1.0	498	100.0	8	1.6	0.63		Convergence criterion (GCONV=1E-8) satisfied.	0.20	1.92	-0.006		Algorithm converged.	-0.020	0.008	0.63		Algorithm converged.	0.21	1.91	0.4128	NE	1.59		Algorithm converged.	0.52	4.83
Infections and infestations	Septic shock	n/a	495	100.0	0	0.0	498	100.0	5	1.0		*	Quasi-complete separation of data points detected.				*	WARNING: Negative of Hessian not positive definite.			0.00		Algorithm converged.	0.00	NE	0.9999	NE	>999.99		Algorithm converged.	0.00	NE
Infections and infestations	Sialoadenitis	n/a	495	100.0	0	0.0	498	100.0	1	0.2		*	Quasi-complete separation of data points detected.				*	WARNING: Negative of Hessian not positive definite.			0.00		Algorithm converged.	0.00	NE	0.9999	NE	>999.99		Algorithm converged.	0.00	NE
Infections and infestations	Sinusitis	n/a	495	100.0	6	1.2	498	100.0	3	0.6	2.02		Convergence criterion (GCONV=1E-8) satisfied.	0.50	8.14	0.006		Algorithm converged.	-0.006	0.018	2.01		Algorithm converged.	0.51	8.00	0.3208	NE	0.50		Algorithm converged.	0.12	1.98
Infections and infestations	Sinusitis bacterial	n/a	495	100.0	1	0.2	498	100.0	0	0.0		*	Quasi-complete separation of data points detected.				*	WARNING: Negative of Hessian not positive definite.			NE		Algorithm converged.	NE	NE	NE	NE	NE		Algorithm converged.	NE	NE
Infections and infestations	Skin infection	n/a	495	100.0	8	1.6	498	100.0	3	0.6	2.71		Convergence criterion (GCONV=1E-8) satisfied.	0.71	10.28	0.010		Algorithm converged.	-0.003	0.023	2.68		Algorithm converged.	0.72	10.05	0.1432	NE	0.37		Algorithm converged.	0.10	1.40
Infections and infestations	Soft tissue infection	n/a	495	100.0	1	0.2	498	100.0	0	0.0		*	Quasi-complete separation of data points detected.				*	WARNING: Negative of Hessian not positive definite.			NE		Algorithm converged.	NE	NE	NE	NE	NE		Algorithm converged.	NE	NE
Infections and infestations	Staphylococcal infection	n/a	495	100.0	2	0.4	498	100.0	3	0.6	0.67		Convergence criterion (GCONV=1E-8) satisfied.	0.11	4.02	-0.002		Algorithm converged.	-0.011	0.007	0.67		Algorithm converged.	0.11	4.00	0.6609	NE	1.49		Algorithm converged.	0.25	8.88
Infections and infestations	Staphylococcal sepsis	n/a	495	100.0	1	0.2	498	100.0	0	0.0		*	Quasi-complete separation of data points detected.				*	WARNING: Negative of Hessian not positive definite.			NE		Algorithm converged.	NE	NE	NE	NE	NE		Algorithm converged.	NE	NE
Infections and infestations	Stenotrophomonas infection	n/a	495	100.0	0	0.0	498	100.0	1	0.2		*	Quasi-complete separation of data points detected.				*	WARNING: Negative of Hessian not positive definite.			0.00		Algorithm converged.	0.00	NE	0.9999	NE	>999.99		Algorithm converged.	0.00	NE
Infections and infestations	Stoma site infection	n/a	495	100.0	1	0.2	498	100.0	0	0.0		*	Quasi-complete separation of data points detected.				*	WARNING: Negative of Hessian not positive definite.			NE		Algorithm converged.	NE	NE	NE	NE	NE		Algorithm converged.	NE	NE
Infections and infestations	Suspected COVID-19	n/a	495	100.0	1	0.2	498	100.0	0	0.0		*	Quasi-complete separation of data points detected.				*	WARNING: Negative of Hessian not positive definite.			NE		Algorithm converged.	NE	NE	NE	NE	NE		Algorithm converged.	NE	NE
Infections and infestations	Systemic candida	n/a	495	100.0	0	0.0	498	100.0	1	0.2		*	Quasi-complete separation of data points detected.				*	WARNING: Negative of Hessian not positive definite.			0.00		Algorithm converged.	0.00	NE	0.9999	NE	>999.99		Algorithm converged.	0.00	NE
Infections and infestations	Tinea cruris	n/a	495	100.0	2	0.4	498	100.0	0	0.0		*	Quasi-complete separation of data points detected.				*	ERROR: The mean parameter is either invalid or at a limit of its range for some observations.			NE		Algorithm converged.	NE	NE	NE	NE	NE		Algorithm converged.	NE	NE
Infections and infestations	Tinea pedis	n/a	495	100.0	1	0.2	498	100.0	1	0.2	1.01		Convergence criterion (GCONV=1E-8) satisfied.	0.06	16.13	0.000		Algorithm converged.	-0.006	0.006	1.01		Algorithm converged.	0.06	16.04	0.9966	NE	0.99		Algorithm converged.	0.06	15.85
Infections and infestations	Tongue fungal infection	n/a	495	100.0	1	0.2	498	100.0	2	0.4	0.50		Convergence criterion (GCONV=1E-8) satisfied.	0.05	5.55	-0.002		Algorithm converged.	-0.009	0.005	0.50		Algorithm converged.	0.05	5.53	0.5743	NE	1.99		Algorithm converged.	0.18	21.85
Infections and infestations	Tonsillitis	n/a	495	100.0	1	0.2	498	100.0	0	0.0		*	Quasi-complete separation of data points detected.				*	WARNING: Negative of Hessian not positive definite.			NE		Algorithm converged.	NE	NE	NE	NE	NE		Algorithm converged.	NE	NE
Infections and infestations	Tooth abscess	n/a	495	100.0	4	0.8	498	100.0	0	0.0		*	Quasi-complete separation of data points detected.				*	ERROR: The mean parameter is either invalid or at a limit of its range for some observations.			NE		Algorithm converged.	NE	NE	NE	NE	NE		Algorithm converged.	NE	NE
Infections and infestations	Tooth infection	n/a	495	100.0	3	0.6	498	100.0	2	0.4	1.51		Convergence criterion (GCONV=1E-8) satisfied.	0.25	9.09	0.002		Algorithm converged.	-0.007	0.011	1.51		Algorithm converged.	0.25	8.99	0.6514	NE	0.66		Algorithm converged.	0.11	3.95
Infections and infestations	Tracheitis	n/a	495	100.0	0	0.0	498	100.0	3	0.6		*	Quasi-complete separation of data points detected.				*	WARNING: Negative of Hessian not positive definite.			0.00		Algorithm converged.	0.00	NE	0.9999	NE	>999.99		Algorithm converged.	0.00	NE
Infections and infestations	Tracheobronchitis	n/a	495	100.0	1	0.2	498	100.0	0	0.0		*	Quasi-complete separation of data points detected.				*	WARNING: Negative of Hessian not positive definite.			NE		Algorithm converged.	NE	NE	NE	NE	NE		Algorithm converged.	NE	NE
Infections and infestations	Tuberculosis	n/a	495	100.0	0	0.0	498	100.0	1	0.2		*	Quasi-complete separation of data points detected.				*	WARNING: Negative of Hessian not positive definite.			0.00		Algorithm converged.	0.00	NE	0.9999	NE	>999.99		Algorithm converged.	0.00	NE
Infections and infestations	Upper respiratory tract infection	n/a	495	100.0	35	7.1	498	100.0	46	9.2	0.75		Convergence criterion (GCONV=1E-8) satisfied.	0.47	1.18	-0.022		Algorithm converged.	-0.056	0.012	0.77		Algorithm converged.	0.50	1.17	0.2141	NE	1.31		Algorithm converged.	0.86	1.99
Infections and infestations	Upper respiratory tract infection bacterial	n/a	495	100.0	0	0.0	498	100.0	1	0.2		*	Quasi-complete separation of data points detected.				*	WARNING: Negative of Hessian not positive definite.			0.00		Algorithm converged.	0.00	NE	0.9999	NE	>999.99		Algorithm converged.	0.00	NE
Infections and infestations	Urethritis	n/a	495	100.0	0	0.0	498	100.0	1	0.2		*	Quasi-complete separation of data points detected.				*	WARNING: Negative of Hessian not positive definite.			0.00		Algorithm converged.	0.00	NE	0.9999	NE	>999.99		Algorithm converged.	0.00	NE
Infections and infestations	Urinary tract infection	n/a	495	100.0	37	7.5	498	100.0	26	5.2	1.47		Convergence criterion (GCONV=1E-8) satisfied.	0.87	2.46	0.023		Algorithm converged.	-0.008	0.053	1.43		Algorithm converged.	0.88	2.33	0.1477	NE	0.70		Algorithm converged.	0.43	1.14
Infections and infestations	Urinary tract infection bacterial	n/a	495	100.0	1	0.2	498	100.0	0	0.0		*	Quasi-complete separation of data points detected.				*	WARNING: Negative of Hessian not positive definite.			NE		Algorithm converged.	NE	NE	NE	NE	NE		Algorithm converged.	NE	NE
Infections and infestations	Urinary tract infection enterococcal	n/a	495	100.0	1	0.2	498	100.0	0	0.0		*	Quasi-complete separation of data points detected.				*	WARNING: Negative of Hessian not positive definite.			NE		Algorithm converged.	NE	NE	NE	NE	NE		Algorithm converged.	NE	NE
Infections and infestations	Vaginal infection	n/a	495	100.0	1	0.2	498	100.0	2	0.4	0.50		Convergence criterion (GCONV=1E-8) satisfied.	0.05	5.55	-0.002		Algorithm converged.	-0.009	0.005	0.50		Algorithm converged.	0.05	5.53	0.5743	NE	1.99		Algorithm converged.	0.18	21.85
Infections and infestations	Vascular access site cellulitis	n/a	495	100.0	1	0.2	498	100.0	0	0.0		*	Quasi-complete separation of data points detected.				*	WARNING: Negative of Hessian not positive definite.			NE		Algorithm converged.	NE	NE	NE	NE	NE		Algorithm converged.	NE	NE
Infections and infestations	Vascular device infection	n/a	495	100.0	4	0.8	498	100.0	0	0.0		*	Quasi-complete separation of data points detected.				*	ERROR: The mean parameter is either invalid or at a limit of its range for some observations.			NE		Algorithm converged.	NE	NE	NE	NE	NE		Algorithm converged.	NE	NE
Infections and infestations	Viraemia	n/a	495	100.0	0	0.0	498	100.0	1	0.2		*	Quasi-complete separation of data points detected.				*	WARNING: Negative of Hessian not positive definite.			0.00		Algorithm converged.	0.00	NE	0.9999	NE	>999.99		Algorithm converged.	0.00	NE
Infections and infestations	Viral infection	n/a	495	100.0	2	0.4	498	100.0	0	0.0		*	Quasi-complete separation of data points detected.				*	ERROR: The mean parameter is either invalid or at a limit of its range for some observations.			NE		Algorithm converged.	NE	NE	NE	NE	NE		Algorithm converged.	NE	NE
Infections and infestations	Vulvovaginal mycotic infection	n/a	495	100.0	3	0.6	498	100.0	1	0.2	3.03		Convergence criterion (GCONV=1E-8) satisfied.	0.31	29.23	0.004		Algorithm converged.	-0.004	0.012	3.02		Algorithm converged.	0.32	28.92	0.3380	NE	0.33		Algorithm converged.	0.03	3.17
Infections and infestations	Wound infection	n/a	495	100.0	0	0.0	498	100.0	1	0.2		*	Quasi-complete separation of data points detected.				*	WARNING: Negative of Hessian not positive definite.			0.00		Algorithm converged.	0.00	NE	0.9999	NE	>999.99		Algorithm converged.	0.00	NE
Infections and infestations	Wound infection bacterial	n/a	495	100.0	0	0.0	498	100.0	2	0.4		*	Quasi-complete separation of data points detected.				*	WARNING: Negative of Hessian not positive definite.			0.00		Algorithm converged.	0.00	NE	0.9999	NE	>999.99		Algorithm converged.	0.00	NE
Injury, poisoning and procedural complications		n/a	495	100.0	47	9.5	498	100.0	53	10.6	0.88		Convergence criterion (GCONV=1E-8) satisfied.	0.58	1.33	-0.011		Algorithm converged.	-0.049	0.026	0.89		Algorithm converged.	0.61	1.29	0.5482	NE	1.12		Algorithm converged.	0.77	1.63
Injury, poisoning and procedural complications	Arthropod bite	n/a	495	100.0	1	0.2	498	100.0	0	0.0		*	Quasi-complete separation of data points detected.				*	WARNING: Negative of Hessian not positive definite.			NE		Algorithm converged.	NE	NE	NE	NE	NE		Algorithm converged.	NE	NE
Injury, poisoning and procedural complications	Chest injury	n/a	495	100.0	1	0.2	498	100.0	0	0.0		*	Quasi-complete separation of data points detected.				*	WARNING: Negative of Hessian not positive definite.			NE		Algorithm converged.	NE	NE	NE	NE	NE		Algorithm converged.	NE	NE
Injury, poisoning and procedural complications	Compression fracture	n/a	495	100.0	1	0.2	498	100.0	0	0.0		*	Quasi-complete separation of data points detected.				*	WARNING: Negative of Hessian not positive definite.			NE		Algorithm converged.	NE	NE	NE	NE	NE		Algorithm converged.	NE	NE
Injury, poisoning and procedural complications	Concussion	n/a	495	100.0	0	0.0	498	100.0	1	0.2		*	Quasi-complete separation of data points detected.				*	WARNING: Negative of Hessian not positive definite.			0.00		Algorithm converged.	0.00	NE	0.9999	NE	>999.99		Algorithm converged.	0.00	NE
Injury, poisoning and procedural complications	Contusion	n/a	495	100.0	3	0.6	498	100.0	3	0.6	1.01		Convergence criterion (GCONV=1E-8) satisfied.	0.20	5.01	0.000		Algorithm converged.	-0.010	0.010	1.01		Algorithm converged.	0.20	4.96	0.9941	NE	0.99		Algorithm converged.	0.20	4.90
Injury, poisoning and procedural complications	Corneal abrasion	n/a	495	100.0	0	0.0	498	100.0	1	0.2		*	Quasi-complete separation of data points detected.				*	WARNING: Negative of Hessian not positive definite.			0.00		Algorithm converged.	0.00	NE	0.9999	NE	>999.99		Algorithm converged.	0.00	NE
Injury, poisoning and procedural complications	Eschar	n/a	495	100.0	1	0.2	498	100.0	0	0.0		*	Quasi-complete separation of data points detected.				*	WARNING: Negative of Hessian not positive definite.			NE		Algorithm converged.	NE	NE	NE	NE	NE		Algorithm converged.	NE	NE
Injury, poisoning and procedural complications	Eye contusion	n/a	495	100.0	0	0.0	498	100.0	1	0.2		*	Quasi-complete separation of data points detected.				*	WARNING: Negative of Hessian not positive definite.			0.00		Algorithm converged.	0.00	NE	0.9999	NE	>999.99		Algorithm converged.	0.00	NE
Injury, poisoning and procedural complications	Eye injury	n/a	495	100.0	1	0.2	498	100.0	0	0.0		*	Quasi-complete separation of data points detected.				*	WARNING: Negative of Hessian not positive definite.			NE		Algorithm converged.	NE	NE	NE	NE	NE		Algorithm converged.	NE	NE
Injury, poisoning and procedural complications	Fall	n/a	495	100.0	5	1.0	498	100.0	13	2.6	0.38		Convergence criterion (GCONV=1E-8) satisfied.	0.13	1.08	-0.016		Algorithm converged.	-0.033	0.001	0.39		Algorithm converged.	0.14	1.08	0.0691	NE	2.58		Algorithm converged.	0.93	7.19
Injury, poisoning and procedural complications	Foot fracture	n/a	495	100.0	1	0.2	498	100.0	0	0.0		*	Quasi-complete separation of data points detected.				*	WARNING: Negative of Hessian not positive definite.			NE		Algorithm converged.	NE	NE	NE	NE	NE		Algorithm converged.	NE	NE
Injury, poisoning and procedural complications	Head injury	n/a	495	100.0	1	0.2	498	100.0	0	0.0		*	Quasi-complete separation of data points detected.				*	WARNING: Negative of Hessian not positive definite.			NE		Algorithm converged.	NE	NE	NE	NE	NE		Algorithm converged.	NE	NE
Injury, poisoning and procedural complications	Hip fracture	n/a	495	100.0	1	0.2	498	100.0	3	0.6	0.33		Convergence criterion (GCONV=1E-8) satisfied.	0.03	3.22	-0.004		Algorithm converged.	-0.012	0.004	0.34		Algorithm converged.	0.04	3.21	0.3433	NE	2.98		Algorithm converged.	0.31	28.57
Injury, poisoning and procedural complications	Incision site swelling	n/a	495	100.0	1	0.2	498	100.0	0	0.0		*	Quasi-complete separation of data points detected.				*	WARNING: Negative of Hessian not positive definite.			NE		Algorithm converged.	NE	NE	NE	NE	NE		Algorithm converged.	NE	NE
Injury, poisoning and procedural complications	Infusion related reaction	n/a	495	100.0	2	0.4	498	100.0	2	0.4	1.01		Convergence criterion (GCONV=1E-8) satisfied.	0.14	7.17	0.000		Algorithm converged.	-0.008	0.008	1.01		Algorithm converged.	0.14	7.11	0.9952	NE	0.99		Algorithm converged.	0.14	7.03
Injury, poisoning and procedural complications	Injury	n/a	495	100.0	2	0.4	498	100.0	2	0.4	1.01		Convergence criterion (GCONV=1E-8) satisfied.	0.14	7.17	0.000		Algorithm converged.	-0.008	0.008	1.01		Algorithm converged.	0.14	7.11	0.9952	NE	0.99		Algorithm converged.	0.14	7.03
Injury, poisoning and procedural complications	Joint dislocation	n/a	495	100.0	0	0.0	498	100.0	1	0.2		*	Quasi-complete separation of data points detected.				*	WARNING: Negative of Hessian not positive definite.			0.00		Algorithm converged.	0.00	NE	0.9999	NE	>999.99		Algorithm converged.	0.00	NE
Injury, poisoning and procedural complications	Ligament sprain	n/a	495	100.0	1	0.2	498	100.0	2	0.4	0.50		Convergence criterion (GCONV=1E-8) satisfied.	0.05	5.55	-0.002		Algorithm converged.	-0.009	0.005	0.50		Algorithm converged.	0.05	5.53	0.5743	NE	1.99		Algorithm converged.	0.18	21.85
Injury, poisoning and procedural complications	Limb injury	n/a	495	100.0	3	0.6	498	100.0	0	0.0		*	Quasi-complete separation of data points detected.				*	WARNING: The relative Hessian convergence criterion of 21.631637574 is greater than the limit of 0.0001. The convergence is questionable.			NE		Algorithm converged.	NE	NE	NE	NE	NE		Algorithm converged.	NE	NE
Injury, poisoning and procedural complications	Lip injury	n/a	495	100.0	2	0.4	498	100.0	0	0.0		*	Quasi-complete separation of data points detected.				*	ERROR: The mean parameter is either invalid or at a limit of its range for some observations.			NE		Algorithm converged.	NE	NE	NE	NE	NE		Algorithm converged.	NE	NE
Injury, poisoning and procedural complications	Lower limb fracture	n/a	495	100.0	1	0.2	498	100.0	0	0.0		*	Quasi-complete separation of data points detected.				*	WARNING: Negative of Hessian not positive definite.			NE		Algorithm converged.	NE	NE	NE	NE	NE		Algorithm converged.	NE	NE
Injury, poisoning and procedural complications	Lumbar vertebral fracture	n/a	495	100.0	0	0.0	498	100.0	1	0.2		*	Quasi-complete separation of data points detected.				*	WARNING: Negative of Hessian not positive definite.			0.00		Algorithm converged.	0.00	NE	0.9999	NE	>999.99		Algorithm converged.	0.00	NE
Injury, poisoning and procedural complications	Meningitis chemical	n/a	495	100.0	0	0.0	498	100.0	1	0.2		*	Quasi-complete separation of data points detected.				*	WARNING: Negative of Hessian not positive definite.			0.00		Algorithm converged.	0.00	NE	0.9999	NE	>999.99		Algorithm converged.	0.00	NE
Injury, poisoning and procedural complications	Meniscus injury	n/a	495	100.0	1	0.2	498	100.0	0	0.0		*	Quasi-complete separation of data points detected.				*	WARNING: Negative of Hessian not positive definite.			NE		Algorithm converged.	NE	NE	NE	NE	NE		Algorithm converged.	NE	NE
Injury, poisoning and procedural complications	Muscle rupture	n/a	495	100.0	0	0.0	498	100.0	1	0.2		*	Quasi-complete separation of data points detected.				*	WARNING: Negative of Hessian not positive definite.			0.00		Algorithm converged.	0.00	NE	0.9999	NE	>999.99		Algorithm converged.	0.00	NE
Injury, poisoning and procedural complications	Penis injury	n/a	495	100.0	0	0.0	498	100.0	1	0.2		*	Quasi-complete separation of data points detected.				*	WARNING: Negative of Hessian not positive definite.			0.00		Algorithm converged.	0.00	NE	0.9999	NE	>999.99		Algorithm converged.	0.00	NE
Injury, poisoning and procedural complications	Peroneal nerve injury	n/a	495	100.0	2	0.4	498	100.0	0	0.0		*	Quasi-complete separation of data points detected.				*	WARNING: Negative of Hessian not positive definite.			NE		Algorithm converged.	NE	NE	NE	NE	NE		Algorithm converged.	NE	NE
Injury, poisoning and procedural complications	Post lumbar puncture syndrome	n/a	495	100.0	4	0.8	498	100.0	2	0.4	2.02		Convergence criterion (GCONV=1E-8) satisfied.	0.37	11.08	0.004		Algorithm converged.	-0.006	0.014	2.01		Algorithm converged.	0.37	10.94	0.4182	NE	0.50		Algorithm converged.	0.09	2.70
Injury, poisoning and procedural complications	Procedural pain	n/a	495	100.0	3	0.6	498	100.0	1	0.2	3.03		Convergence criterion (GCONV=1E-8) satisfied.	0.31	29.23	0.004		Algorithm converged.	-0.004	0.012	3.02		Algorithm converged.	0.32	28.92	0.3380	NE	0.33		Algorithm converged.	0.03	3.17
Injury, poisoning and procedural complications	Rib fracture	n/a	495	100.0	2	0.4	498	100.0	2	0.4	1.01		Convergence criterion (GCONV=1E-8) satisfied.	0.14	7.17	0.000		Algorithm converged.	-0.008	0.008	1.01		Algorithm converged.	0.14	7.11	0.9952	NE	0.99		Algorithm converged.	0.14	7.03
Injury, poisoning and procedural complications	Scratch	n/a	495	100.0	0	0.0	498	100.0	1	0.2		*	Quasi-complete separation of data points detected.				*	WARNING: Negative of Hessian not positive definite.			0.00		Algorithm converged.	0.00	NE	0.9999	NE	>999.99		Algorithm converged.	0.00	NE
Injury, poisoning and procedural complications	Seroma	n/a	495	100.0	0	0.0	498	100.0	1	0.2		*	Quasi-complete separation of data points detected.				*	WARNING: Negative of Hessian not positive definite.			0.00		Algorithm converged.	0.00	NE	0.9999	NE	>999.99		Algorithm converged.	0.00	NE
Injury, poisoning and procedural complications	Skin abrasion	n/a	495	100.0	4	0.8	498	100.0	0	0.0		*	Quasi-complete separation of data points detected.				*	ERROR: The mean parameter is either invalid or at a limit of its range for some observations.			NE		Algorithm converged.	NE	NE	NE	NE	NE		Algorithm converged.	NE	NE
Injury, poisoning and procedural complications	Skin laceration	n/a	495	100.0	1	0.2	498	100.0	0	0.0		*	Quasi-complete separation of data points detected.				*	WARNING: Negative of Hessian not positive definite.			NE		Algorithm converged.	NE	NE	NE	NE	NE		Algorithm converged.	NE	NE
Injury, poisoning and procedural complications	Skull fracture	n/a	495	100.0	1	0.2	498	100.0	0	0.0		*	Quasi-complete separation of data points detected.				*	WARNING: Negative of Hessian not positive definite.			NE		Algorithm converged.	NE	NE	NE	NE	NE		Algorithm converged.	NE	NE
Injury, poisoning and procedural complications	Spinal column injury	n/a	495	100.0	0	0.0	498	100.0	2	0.4		*	Quasi-complete separation of data points detected.				*	WARNING: Negative of Hessian not positive definite.			0.00		Algorithm converged.	0.00	NE	0.9999	NE	>999.99		Algorithm converged.	0.00	NE
Injury, poisoning and procedural complications	Spinal compression fracture	n/a	495	100.0	1	0.2	498	100.0	2	0.4	0.50		Convergence criterion (GCONV=1E-8) satisfied.	0.05	5.55	-0.002		Algorithm converged.	-0.009	0.005	0.50		Algorithm converged.	0.05	5.53	0.5743	NE	1.99		Algorithm converged.	0.18	21.85
Injury, poisoning and procedural complications	Spinal fracture	n/a	495	100.0	1	0.2	498	100.0	1	0.2	1.01		Convergence criterion (GCONV=1E-8) satisfied.	0.06	16.13	0.000		Algorithm converged.	-0.006	0.006	1.01		Algorithm converged.	0.06	16.04	0.9966	NE	0.99		Algorithm converged.	0.06	15.85
Injury, poisoning and procedural complications	Stoma site extravasation	n/a	495	100.0	1	0.2	498	100.0	0	0.0		*	Quasi-complete separation of data points detected.				*	WARNING: Negative of Hessian not positive definite.			NE		Algorithm converged.	NE	NE	NE	NE	NE		Algorithm converged.	NE	NE
Injury, poisoning and procedural complications	Subcutaneous haematoma	n/a	495	100.0	0	0.0	498	100.0	1	0.2		*	Quasi-complete separation of data points detected.				*	WARNING: Negative of Hessian not positive definite.			0.00		Algorithm converged.	0.00	NE	0.9999	NE	>999.99		Algorithm converged.	0.00	NE
Injury, poisoning and procedural complications	Subdural haematoma	n/a	495	100.0	1	0.2	498	100.0	0	0.0		*	Quasi-complete separation of data points detected.				*	WARNING: Negative of Hessian not positive definite.			NE		Algorithm converged.	NE	NE	NE	NE	NE		Algorithm converged.	NE	NE
Injury, poisoning and procedural complications	Thermal burn	n/a	495	100.0	0	0.0	498	100.0	2	0.4		*	Quasi-complete separation of data points detected.				*	WARNING: Negative of Hessian not positive definite.			0.00		Algorithm converged.	0.00	NE	0.9999	NE	>999.99		Algorithm converged.	0.00	NE
Injury, poisoning and procedural complications	Thoracic vertebral fracture	n/a	495	100.0	0	0.0	498	100.0	1	0.2		*	Quasi-complete separation of data points detected.				*	WARNING: Negative of Hessian not positive definite.			0.00		Algorithm converged.	0.00	NE	0.9999	NE	>999.99		Algorithm converged.	0.00	NE
Injury, poisoning and procedural complications	Tooth fracture	n/a	495	100.0	2	0.4	498	100.0	1	0.2	2.02		Convergence criterion (GCONV=1E-8) satisfied.	0.18	22.31	0.002		Algorithm converged.	-0.005	0.009	2.01		Algorithm converged.	0.18	22.12	0.5676	NE	0.50		Algorithm converged.	0.05	5.46
Injury, poisoning and procedural complications	Vascular access complication	n/a	495	100.0	1	0.2	498	100.0	2	0.4	0.50		Convergence criterion (GCONV=1E-8) satisfied.	0.05	5.55	-0.002		Algorithm converged.	-0.009	0.005	0.50		Algorithm converged.	0.05	5.53	0.5743	NE	1.99		Algorithm converged.	0.18	21.85
Injury, poisoning and procedural complications	Vascular access site erythema	n/a	495	100.0	0	0.0	498	100.0	1	0.2		*	Quasi-complete separation of data points detected.				*	WARNING: Negative of Hessian not positive definite.			0.00		Algorithm converged.	0.00	NE	0.9999	NE	>999.99		Algorithm converged.	0.00	NE
Injury, poisoning and procedural complications	Vascular access site inflammation	n/a	495	100.0	1	0.2	498	100.0	0	0.0		*	Quasi-complete separation of data points detected.				*	WARNING: Negative of Hessian not positive definite.			NE		Algorithm converged.	NE	NE	NE	NE	NE		Algorithm converged.	NE	NE
Injury, poisoning and procedural complications	Vascular access site pain	n/a	495	100.0	2	0.4	498	100.0	0	0.0		*	Quasi-complete separation of data points detected.				*	ERROR: The mean parameter is either invalid or at a limit of its range for some observations.			NE		Algorithm converged.	NE	NE	NE	NE	NE		Algorithm converged.	NE	NE
Injury, poisoning and procedural complications	Venous injury	n/a	495	100.0	0	0.0	498	100.0	1	0.2		*	Quasi-complete separation of data points detected.				*	WARNING: Negative of Hessian not positive definite.			0.00		Algorithm converged.	0.00	NE	0.9999	NE	>999.99		Algorithm converged.	0.00	NE
Injury, poisoning and procedural complications	Wound	n/a	495	100.0	0	0.0	498	100.0	2	0.4		*	Quasi-complete separation of data points detected.				*	WARNING: Negative of Hessian not positive definite.			0.00		Algorithm converged.	0.00	NE	0.9999	NE	>999.99		Algorithm converged.	0.00	NE
Injury, poisoning and procedural complications	Wound complication	n/a	495	100.0	0	0.0	498	100.0	1	0.2		*	Quasi-complete separation of data points detected.				*	WARNING: Negative of Hessian not positive definite.			0.00		Algorithm converged.	0.00	NE	0.9999	NE	>999.99		Algorithm converged.	0.00	NE
Investigations		n/a	495	100.0	214	43.2	498	100.0	205	41.2	1.09		Convergence criterion (GCONV=1E-8) satisfied.	0.85	1.40	0.021		Algorithm converged.	-0.041	0.082	1.05		Algorithm converged.	0.91	1.21	0.5096	NE	0.95		Algorithm converged.	0.82	1.10
Investigations	Activated partial thromboplastin time prolonged	n/a	495	100.0	2	0.4	498	100.0	0	0.0		*	Quasi-complete separation of data points detected.				*	ERROR: The mean parameter is either invalid or at a limit of its range for some observations.			NE		Algorithm converged.	NE	NE	NE	NE	NE		Algorithm converged.	NE	NE
Investigations	Alanine aminotransferase increased	n/a	495	100.0	39	7.9	498	100.0	39	7.8	1.01		Convergence criterion (GCONV=1E-8) satisfied.	0.63	1.60	0.000		Algorithm converged.	-0.033	0.034	1.01		Algorithm converged.	0.66	1.54	0.9778	NE	0.99		Algorithm converged.	0.65	1.52
Investigations	Amylase increased	n/a	495	100.0	2	0.4	498	100.0	9	1.8	0.22		Convergence criterion (GCONV=1E-8) satisfied.	0.05	1.03	-0.014		Algorithm converged.	-0.027	-0.001	0.22		Algorithm converged.	0.05	1.03	0.0545	NE	4.47		Algorithm converged.	0.97	20.60
Investigations	Apolipoprotein B increased	n/a	495	100.0	1	0.2	498	100.0	1	0.2	1.01		Convergence criterion (GCONV=1E-8) satisfied.	0.06	16.13	0.000		Algorithm converged.	-0.006	0.006	1.01		Algorithm converged.	0.06	16.04	0.9966	NE	0.99		Algorithm converged.	0.06	15.85
Investigations	Aspartate aminotransferase increased	n/a	495	100.0	33	6.7	498	100.0	32	6.4	1.04		Convergence criterion (GCONV=1E-8) satisfied.	0.63	1.72	0.002		Algorithm converged.	-0.028	0.033	1.04		Algorithm converged.	0.65	1.66	0.8780	NE	0.96		Algorithm converged.	0.60	1.54
Investigations	B-lymphocyte count decreased	n/a	495	100.0	0	0.0	498	100.0	1	0.2		*	Quasi-complete separation of data points detected.				*	WARNING: Negative of Hessian not positive definite.			0.00		Algorithm converged.	0.00	NE	0.9999	NE	>999.99		Algorithm converged.	0.00	NE
Investigations	Bacterial test positive	n/a	495	100.0	1	0.2	498	100.0	1	0.2	1.01		Convergence criterion (GCONV=1E-8) satisfied.	0.06	16.13	0.000		Algorithm converged.	-0.006	0.006	1.01		Algorithm converged.	0.06	16.04	0.9966	NE	0.99		Algorithm converged.	0.06	15.85

Investigations	Beta 2 microglobulin increased	n/a	495	100.0	0	0.0	498	100.0	1	0.2		*	Quasi-complete separation of data points detected.				*	WARNING: Negative of Hessian not positive definite.			0.00		Algorithm converged.	0.00	NE	0.9999	NE	>999.99		Algorithm converged.	0.00	NE
Investigations	Blood albumin decreased	n/a	495	100.0	1	0.2	498	100.0	1	0.2	1.01		Convergence criterion (GCONV=1E-8) satisfied.	0.06	16.13	0.000		Algorithm converged.	-0.006	0.006	1.01		Algorithm converged.	0.06	16.04	0.9966	NE	0.99		Algorithm converged.	0.06	15.85
Investigations	Blood alkaline phosphatase	n/a	495	100.0	1	0.2	498	100.0	0	0.0		*	Quasi-complete separation of data points detected.				*	WARNING: Negative of Hessian not positive definite.			NE		Algorithm converged.	NE	NE	NE	NE	NE		Algorithm converged.	NE	NE
Investigations	Blood alkaline phosphatase increased	n/a	495	100.0	8	1.6	498	100.0	10	2.0	0.80		Convergence criterion (GCONV=1E-8) satisfied.	0.31	2.05	-0.004		Algorithm converged.	-0.021	0.013	0.80		Algorithm converged.	0.32	2.02	0.6442	NE	1.24		Algorithm converged.	0.49	3.12
Investigations	Blood bilirubin increased	n/a	495	100.0	8	1.6	498	100.0	6	1.2	1.35		Convergence criterion (GCONV=1E-8) satisfied.	0.46	3.91	0.004		Algorithm converged.	-0.011	0.019	1.34		Algorithm converged.	0.47	3.84	0.5839	NE	0.75		Algorithm converged.	0.26	2.13
Investigations	Blood calcium decreased	n/a	495	100.0	1	0.2	498	100.0	0	0.0		*	Quasi-complete separation of data points detected.				*	WARNING: Negative of Hessian not positive definite.			NE		Algorithm converged.	NE	NE	NE	NE	NE		Algorithm converged.	NE	NE
Investigations	Blood chloride decreased	n/a	495	100.0	0	0.0	498	100.0	1	0.2		*	Quasi-complete separation of data points detected.				*	WARNING: Negative of Hessian not positive definite.			0.00		Algorithm converged.	0.00	NE	0.9999	NE	>999.99		Algorithm converged.	0.00	NE
Investigations	Blood cholesterol increased	n/a	495	100.0	1	0.2	498	100.0	4	0.8	0.25		Convergence criterion (GCONV=1E-8) satisfied.	0.03	2.24	-0.006		Algorithm converged.	-0.015	0.003	0.25		Algorithm converged.	0.03	2.24	0.2163	NE	3.98		Algorithm converged.	0.45	35.45
Investigations	Blood creatine increased	n/a	495	100.0	0	0.0	498	100.0	2	0.4		*	Quasi-complete separation of data points detected.				*	WARNING: Negative of Hessian not positive definite.			0.00		Algorithm converged.	0.00	NE	0.9999	NE	>999.99		Algorithm converged.	0.00	NE
Investigations	Blood creatinine increased	n/a	495	100.0	2	0.4	498	100.0	7	1.4	0.28		Convergence criterion (GCONV=1E-8) satisfied.	0.06	1.38	-0.010		Algorithm converged.	-0.022	0.002	0.29		Algorithm converged.	0.06	1.38	0.1188	NE	3.48		Algorithm converged.	0.73	16.66
Investigations	Blood culture positive	n/a	495	100.0	0	0.0	498	100.0	1	0.2		*	Quasi-complete separation of data points detected.				*	WARNING: Negative of Hessian not positive definite.			0.00		Algorithm converged.	0.00	NE	0.9999	NE	>999.99		Algorithm converged.	0.00	NE
Investigations	Blood folate decreased	n/a	495	100.0	1	0.2	498	100.0	0	0.0		*	Quasi-complete separation of data points detected.				*	WARNING: Negative of Hessian not positive definite.			NE		Algorithm converged.	NE	NE	NE	NE	NE		Algorithm converged.	NE	NE
Investigations	Blood glucose decreased	n/a	495	100.0	0	0.0	498	100.0	1	0.2		*	Quasi-complete separation of data points detected.				*	WARNING: Negative of Hessian not positive definite.			0.00		Algorithm converged.	0.00	NE	0.9999	NE	>999.99		Algorithm converged.	0.00	NE
Investigations	Blood glucose increased	n/a	495	100.0	10	2.0	498	100.0	4	0.8	2.55		Convergence criterion (GCONV=1E-8) satisfied.	0.79	8.17	0.012		Algorithm converged.	-0.002	0.027	2.52		Algorithm converged.	0.79	7.97	0.1169	NE	0.40		Algorithm converged.	0.13	1.26
Investigations	Blood immunoglobulin G decreased	n/a	495	100.0	2	0.4	498	100.0	1	0.2	2.02		Convergence criterion (GCONV=1E-8) satisfied.	0.18	22.31	0.002		Algorithm converged.	-0.005	0.009	2.01		Algorithm converged.	0.18	22.12	0.5676	NE	0.50		Algorithm converged.	0.05	5.46
Investigations	Blood immunoglobulin M decreased	n/a	495	100.0	1	0.2	498	100.0	0	0.0		*	Quasi-complete separation of data points detected.				*	WARNING: Negative of Hessian not positive definite.			NE		Algorithm converged.	NE	NE	NE	NE	NE		Algorithm converged.	NE	NE
Investigations	Blood lactate dehydrogenase increased	n/a	495	100.0	2	0.4	498	100.0	7	1.4	0.28		Convergence criterion (GCONV=1E-8) satisfied.	0.06	1.38	-0.010		Algorithm converged.	-0.022	0.002	0.29		Algorithm converged.	0.06	1.38	0.1188	NE	3.48		Algorithm converged.	0.73	16.66
Investigations	Blood lactic acid increased	n/a	495	100.0	1	0.2	498	100.0	0	0.0		*	Quasi-complete separation of data points detected.				*	WARNING: Negative of Hessian not positive definite.			NE		Algorithm converged.	NE	NE	NE	NE	NE		Algorithm converged.	NE	NE
Investigations	Blood magnesium decreased	n/a	495	100.0	1	0.2	498	100.0	0	0.0		*	Quasi-complete separation of data points detected.				*	WARNING: Negative of Hessian not positive definite.			NE		Algorithm converged.	NE	NE	NE	NE	NE		Algorithm converged.	NE	NE
Investigations	Blood potassium decreased	n/a	495	100.0	1	0.2	498	100.0	3	0.6	0.33		Convergence criterion (GCONV=1E-8) satisfied.	0.03	3.22	-0.004		Algorithm converged.	-0.012	0.004	0.34		Algorithm converged.	0.04	3.21	0.3433	NE	2.98		Algorithm converged.	0.31	28.57
Investigations	Blood potassium increased	n/a	495	100.0	0	0.0	498	100.0	1	0.2		*	Quasi-complete separation of data points detected.				*	WARNING: Negative of Hessian not positive definite.			0.00		Algorithm converged.	0.00	NE	0.9999	NE	>999.99		Algorithm converged.	0.00	NE
Investigations	Blood pressure decreased	n/a	495	100.0	1	0.2	498	100.0	0	0.0		*	Quasi-complete separation of data points detected.				*	WARNING: Negative of Hessian not positive definite.			NE		Algorithm converged.	NE	NE	NE	NE	NE		Algorithm converged.	NE	NE
Investigations	Blood pressure increased	n/a	495	100.0	1	0.2	498	100.0	3	0.6	0.33		Convergence criterion (GCONV=1E-8) satisfied.	0.03	3.22	-0.004		Algorithm converged.	-0.012	0.004	0.34		Algorithm converged.	0.04	3.21	0.3433	NE	2.98		Algorithm converged.	0.31	28.57
Investigations	Blood sodium decreased	n/a	495	100.0	1	0.2	498	100.0	0	0.0		*	Quasi-complete separation of data points detected.				*	WARNING: Negative of Hessian not positive definite.			NE		Algorithm converged.	NE	NE	NE	NE	NE		Algorithm converged.	NE	NE
Investigations	Blood triglycerides increased	n/a	495	100.0	1	0.2	498	100.0	4	0.8	0.25		Convergence criterion (GCONV=1E-8) satisfied.	0.03	2.24	-0.006		Algorithm converged.	-0.015	0.003	0.25		Algorithm converged.	0.03	2.24	0.2163	NE	3.98		Algorithm converged.	0.45	35.45
Investigations	Blood uric acid increased	n/a	495	100.0	1	0.2	498	100.0	2	0.4	0.50		Convergence criterion (GCONV=1E-8) satisfied.	0.05	5.55	-0.002		Algorithm converged.	-0.009	0.005	0.50		Algorithm converged.	0.05	5.53	0.5743	NE	1.99		Algorithm converged.	0.18	21.85
Investigations	Body temperature increased	n/a	495	100.0	1	0.2	498	100.0	2	0.4	0.50		Convergence criterion (GCONV=1E-8) satisfied.	0.05	5.55	-0.002		Algorithm converged.	-0.009	0.005	0.50		Algorithm converged.	0.05	5.53	0.5743	NE	1.99		Algorithm converged.	0.18	21.85
Investigations	Brain natriuretic peptide increased	n/a	495	100.0	0	0.0	498	100.0	1	0.2		*	Quasi-complete separation of data points detected.				*	WARNING: Negative of Hessian not positive definite.			0.00		Algorithm converged.	0.00	NE	0.9999	NE	>999.99		Algorithm converged.	0.00	NE
Investigations	C-reactive protein increased	n/a	495	100.0	7	1.4	498	100.0	1	0.2	7.13		Convergence criterion (GCONV=1E-8) satisfied.	0.87	58.15	0.012		Algorithm converged.	0.001	0.023	7.04		Algorithm converged.	0.87	57.03	0.0674	NE	0.14		Algorithm converged.	0.02	1.15
Investigations	CD19 lymphocytes decreased	n/a	495	100.0	0	0.0	498	100.0	1	0.2		*	Quasi-complete separation of data points detected.				*	WARNING: Negative of Hessian not positive definite.			0.00		Algorithm converged.	0.00	NE	0.9999	NE	>999.99		Algorithm converged.	0.00	NE
Investigations	Cardiac murmur	n/a	495	100.0	0	0.0	498	100.0	1	0.2		*	Quasi-complete separation of data points detected.				*	WARNING: Negative of Hessian not positive definite.			0.00		Algorithm converged.	0.00	NE	0.9999	NE	>999.99		Algorithm converged.	0.00	NE
Investigations	Coronavirus test positive	n/a	495	100.0	1	0.2	498	100.0	0	0.0		*	Quasi-complete separation of data points detected.				*	WARNING: Negative of Hessian not positive definite.			NE		Algorithm converged.	NE	NE	NE	NE	NE		Algorithm converged.	NE	NE
Investigations	Corynebacterium test positive	n/a	495	100.0	0	0.0	498	100.0	1	0.2		*	Quasi-complete separation of data points detected.				*	WARNING: Negative of Hessian not positive definite.			0.00		Algorithm converged.	0.00	NE	0.9999	NE	>999.99		Algorithm converged.	0.00	NE
Investigations	Ejection fraction decreased	n/a	495	100.0	9	1.8	498	100.0	5	1.0	1.83		Convergence criterion (GCONV=1E-8) satisfied.	0.61	5.49	0.008		Algorithm converged.	-0.007	0.023	1.81		Algorithm converged.	0.61	5.37	0.2839	NE	0.55		Algorithm converged.	0.19	1.64
Investigations	Electrocardiogram QT prolonged	n/a	495	100.0	1	0.2	498	100.0	0	0.0		*	Quasi-complete separation of data points detected.				*	WARNING: Negative of Hessian not positive definite.			NE		Algorithm converged.	NE	NE	NE	NE	NE		Algorithm converged.	NE	NE
Investigations	Electrocardiogram T wave abnormal	n/a	495	100.0	0	0.0	498	100.0	2	0.4		*	Quasi-complete separation of data points detected.				*	WARNING: Negative of Hessian not positive definite.			0.00		Algorithm converged.	0.00	NE	0.9999	NE	>999.99		Algorithm converged.	0.00	NE
Investigations	Gamma-glutamyltransferase increased	n/a	495	100.0	14	2.8	498	100.0	11	2.2	1.29		Convergence criterion (GCONV=1E-8) satisfied.	0.58	2.87	0.006		Algorithm converged.	-0.013	0.026	1.28		Algorithm converged.	0.59	2.79	0.5344	NE	0.78		Algorithm converged.	0.36	1.70
Investigations	Gastric pH decreased	n/a	495	100.0	1	0.2	498	100.0	0	0.0		*	Quasi-complete separation of data points detected.				*	WARNING: Negative of Hessian not positive definite.			NE		Algorithm converged.	NE	NE	NE	NE	NE		Algorithm converged.	NE	NE
Investigations	Haemoglobin decreased	n/a	495	100.0	1	0.2	498	100.0	4	0.8	0.25		Convergence criterion (GCONV=1E-8) satisfied.	0.03	2.24	-0.006		Algorithm converged.	-0.015	0.003	0.25		Algorithm converged.	0.03	2.24	0.2163	NE	3.98		Algorithm converged.	0.45	35.45
Investigations	Heart rate increased	n/a	495	100.0	2	0.4	498	100.0	0	0.0		*	Quasi-complete separation of data points detected.				*	ERROR: The mean parameter is either invalid or at a limit of its range for some observations.			NE		Algorithm converged.	NE	NE	NE	NE	NE		Algorithm converged.	NE	NE
Investigations	Hepatic enzyme abnormal	n/a	495	100.0	1	0.2	498	100.0	0	0.0		*	Quasi-complete separation of data points detected.				*	WARNING: Negative of Hessian not positive definite.			NE		Algorithm converged.	NE	NE	NE	NE	NE		Algorithm converged.	NE	NE
Investigations	Hepatic enzyme increased	n/a	495	100.0	1	0.2	498	100.0	0	0.0		*	Quasi-complete separation of data points detected.				*	WARNING: Negative of Hessian not positive definite.			NE		Algorithm converged.	NE	NE	NE	NE	NE		Algorithm converged.	NE	NE
Investigations	Hepatitis B DNA increased	n/a	495	100.0	0	0.0	498	100.0	1	0.2		*	Quasi-complete separation of data points detected.				*	WARNING: Negative of Hessian not positive definite.			0.00		Algorithm converged.	0.00	NE	0.9999	NE	>999.99		Algorithm converged.	0.00	NE
Investigations	High density lipoprotein decreased	n/a	495	100.0	0	0.0	498	100.0	1	0.2		*	Quasi-complete separation of data points detected.				*	WARNING: Negative of Hessian not positive definite.			0.00		Algorithm converged.	0.00	NE	0.9999	NE	>999.99		Algorithm converged.	0.00	NE
Investigations	High density lipoprotein increased	n/a	495	100.0	0	0.0	498	100.0	1	0.2		*	Quasi-complete separation of data points detected.				*	WARNING: Negative of Hessian not positive definite.			0.00		Algorithm converged.	0.00	NE	0.9999	NE	>999.99		Algorithm converged.	0.00	NE
Investigations	Immunoglobulins decreased	n/a	495	100.0	0	0.0	498	100.0	1	0.2		*	Quasi-complete separation of data points detected.				*	WARNING: Negative of Hessian not positive definite.			0.00		Algorithm converged.	0.00	NE	0.9999	NE	>999.99		Algorithm converged.	0.00	NE
Investigations	Influenza A virus test positive	n/a	495	100.0	0	0.0	498	100.0	1	0.2		*	Quasi-complete separation of data points detected.				*	WARNING: Negative of Hessian not positive definite.			0.00		Algorithm converged.	0.00	NE	0.9999	NE	>999.99		Algorithm converged.	0.00	NE
Investigations	Lipase increased	n/a	495	100.0	2	0.4	498	100.0	11	2.2	0.18		Convergence criterion (GCONV=1E-8) satisfied.	0.04	0.81	-0.018		Algorithm converged.	-0.032	-0.004	0.18		Algorithm converged.	0.04	0.82	0.0266	NE	5.47		Algorithm converged.	1.22	24.54
Investigations	Liver function test increased	n/a	495	100.0	3	0.6	498	100.0	0	0.0		*	Quasi-complete separation of data points detected.				*	WARNING: The relative Hessian convergence criterion of 21.631637574 is greater than the limit of 0.0001. The convergence is questionable.			NE		Algorithm converged.	NE	NE	NE	NE	NE		Algorithm converged.	NE	NE
Investigations	Low density lipoprotein decreased	n/a	495	100.0	0	0.0	498	100.0	1	0.2		*	Quasi-complete separation of data points detected.				*	WARNING: Negative of Hessian not positive definite.			0.00		Algorithm converged.	0.00	NE	0.9999	NE	>999.99		Algorithm converged.	0.00	NE
Investigations	Low density lipoprotein increased	n/a	495	100.0	1	0.2	498	100.0	1	0.2	1.01		Convergence criterion (GCONV=1E-8) satisfied.	0.06	16.13	0.000		Algorithm converged.	-0.006	0.006	1.01		Algorithm converged.	0.06	16.04	0.9966	NE	0.99		Algorithm converged.	0.06	15.85
Investigations	Lymphocyte count decreased	n/a	495	100.0	34	6.9	498	100.0	35	7.0	0.98		Convergence criterion (GCONV=1E-8) satisfied.	0.60	1.59	-0.002		Algorithm converged.	-0.033	0.030	0.98		Algorithm converged.	0.62	1.54	0.9213	NE	1.02		Algorithm converged.	0.65	1.61
Investigations	N-terminal prohormone brain natriuretic peptide increased	n/a	495	100.0	0	0.0	498	100.0	1	0.2		*	Quasi-complete separation of data points detected.				*	WARNING: Negative of Hessian not positive definite.			0.00		Algorithm converged.	0.00	NE	0.9999	NE	>999.99		Algorithm converged.	0.00	NE
Investigations	Neutrophil count decreased	n/a	495	100.0	73	14.7	498	100.0	70	14.1	1.06		Convergence criterion (GCONV=1E-8) satisfied.	0.74	1.51	0.007		Algorithm converged.	-0.037	0.051	1.05		Algorithm converged.	0.77	1.42	0.7564	NE	0.95		Algorithm converged.	0.70	1.29
Investigations	Neutrophil count increased	n/a	495	100.0	2	0.4	498	100.0	1	0.2	2.02		Convergence criterion (GCONV=1E-8) satisfied.	0.18	22.31	0.002		Algorithm converged.	-0.005	0.009	2.01		Algorithm converged.	0.18	22.12	0.5676	NE	0.50		Algorithm converged.	0.05	5.46
Investigations	Occult blood positive	n/a	495	100.0	0	0.0	498	100.0	1	0.2		*	Quasi-complete separation of data points detected.				*	WARNING: Negative of Hessian not positive definite.			0.00		Algorithm converged.	0.00	NE	0.9999	NE	>999.99		Algorithm converged.	0.00	NE
Investigations	Oxygen saturation decreased	n/a	495	100.0	1	0.2	498	100.0	3	0.6	0.33		Convergence criterion (GCONV=1E-8) satisfied.	0.03	3.22	-0.004		Algorithm converged.	-0.012	0.004	0.34		Algorithm converged.	0.04	3.21	0.3433	NE	2.98		Algorithm converged.	0.31	28.57
Investigations	Platelet count decreased	n/a	495	100.0	47	9.5	498	100.0	43	8.6	1.11		Convergence criterion (GCONV=1E-8) satisfied.	0.72	1.71	0.009		Algorithm converged.	-0.027	0.044	1.10		Algorithm converged.	0.74	1.63	0.6369	NE	0.91		Algorithm converged.	0.61	1.35
Investigations	Platelet count increased	n/a	495	100.0	2	0.4	498	100.0	1	0.2	2.02		Convergence criterion (GCONV=1E-8) satisfied.	0.18	22.31	0.002		Algorithm converged.	-0.005	0.009	2.01		Algorithm converged.	0.18	22.12	0.5676	NE	0.50		Algorithm converged.	0.05	5.46
Investigations	Procalcitonin increased	n/a	495	100.0	1	0.2	498	100.0	0	0.0		*	Quasi-complete separation of data points detected.				*	WARNING: Negative of Hessian not positive definite.			NE		Algorithm converged.	NE	NE	NE	NE	NE		Algorithm converged.	NE	NE
Investigations	Red blood cell count decreased	n/a	495	100.0	0	0.0	498	100.0	1	0.2		*	Quasi-complete separation of data points detected.				*	WARNING: Negative of Hessian not positive definite.			0.00		Algorithm converged.	0.00	NE	0.9999	NE	>999.99		Algorithm converged.	0.00	NE
Investigations	Red blood cell sedimentation rate increased	n/a	495	100.0	0	0.0	498	100.0	1	0.2		*	Quasi-complete separation of data points detected.				*	WARNING: Negative of Hessian not positive definite.			0.00		Algorithm converged.	0.00	NE	0.9999	NE	>999.99		Algorithm converged.	0.00	NE
Investigations	Total bile acids increased	n/a	495	100.0	1	0.2	498	100.0	1	0.2	1.01		Convergence criterion (GCONV=1E-8) satisfied.	0.06	16.13	0.000		Algorithm converged.	-0.006	0.006	1.01		Algorithm converged.	0.06	16.04	0.9966	NE	0.99		Algorithm converged.	0.06	15.85
Investigations	Transaminases increased	n/a	495	100.0	0	0.0	498	100.0	1	0.2		*	Quasi-complete separation of data points detected.				*	WARNING: Negative of Hessian not positive definite.			0.00		Algorithm converged.	0.00	NE	0.9999	NE	>999.99		Algorithm converged.	0.00	NE
Investigations	Troponin I increased	n/a	495	100.0	0	0.0	498	100.0	2	0.4		*	Quasi-complete separation of data points detected.				*	WARNING: Negative of Hessian not positive definite.			0.00		Algorithm converged.	0.00	NE	0.9999	NE	>999.99		Algorithm converged.	0.00	NE
Investigations	Troponin T increased	n/a	495	100.0	1	0.2	498	100.0	1	0.2	1.01		Convergence criterion (GCONV=1E-8) satisfied.	0.06	16.13	0.000		Algorithm converged.	-0.006	0.006	1.01		Algorithm converged.	0.06	16.04	0.9966	NE	0.99		Algorithm converged.	0.06	15.85
Investigations	Troponin increased	n/a	495	100.0	0	0.0	498	100.0	1	0.2		*	Quasi-complete separation of data points detected.				*	WARNING: Negative of Hessian not positive definite.			0.00		Algorithm converged.	0.00	NE	0.9999	NE	>999.99		Algorithm converged.	0.00	NE
Investigations	Vitamin D decreased	n/a	495	100.0	1	0.2	498	100.0	2	0.4	0.50		Convergence criterion (GCONV=1E-8) satisfied.	0.05	5.55	-0.002		Algorithm converged.	-0.009	0.005	0.50		Algorithm converged.	0.05	5.53	0.5743	NE	1.99		Algorithm converged.	0.18	21.85
Investigations	Weight decreased	n/a	495	100.0	65	13.1	498	100.0	67	13.5	0.97		Convergence criterion (GCONV=1E-8) satisfied.	0.67	1.40	-0.003		Algorithm converged.	-0.045	0.039	0.98		Algorithm converged.	0.71	1.34	0.8810	NE	1.02		Algorithm converged.	0.75	1.41
Investigations	Weight increased	n/a	495	100.0	22	4.4	498	100.0	20	4.0	1.11		Convergence criterion (GCONV=1E-8) satisfied.	0.60	2.06	0.004		Algorithm converged.	-0.021	0.029	1.11		Algorithm converged.	0.61	2.00	0.7375	NE	0.90		Algorithm converged.	0.50	1.63
Investigations	White blood cell count decreased	n/a	495	100.0	66	13.3	498	100.0	57	11.4	1.19		Convergence criterion (GCONV=1E-8) satisfied.	0.82	1.74	0.019		Algorithm converged.	-0.022	0.060	1.16		Algorithm converged.	0.84	1.62	0.3673	NE	0.86		Algorithm converged.	0.62	1.20
Investigations	White blood cell count increased	n/a	495	100.0	2	0.4	498	100.0	2	0.4	1.01		Convergence criterion (GCONV=1E-8) satisfied.	0.14	7.17	0.000		Algorithm converged.	-0.008	0.008	1.01		Algorithm converged.	0.14	7.11	0.9952	NE	0.99		Algorithm converged.	0.14	7.03
Metabolism and nutrition disorders		n/a	495	100.0	183	37.0	498	100.0	191	38.4	0.94		Convergence criterion (GCONV=1E-8) satisfied.	0.73	1.22	-0.014		Algorithm converged.	-0.074	0.046	0.96		Algorithm converged.	0.82	1.13	0.6528	NE	1.04		Algorithm converged.	0.88	1.22
Metabolism and nutrition disorders	Abnormal loss of weight	n/a	495	100.0	0	0.0	498	100.0	1	0.2		*	Quasi-complete separation of data points detected.				*	WARNING: Negative of Hessian not positive definite.			0.00		Algorithm converged.	0.00	NE	0.9999	NE	>999.99		Algorithm converged.	0.00	NE
Metabolism and nutrition disorders	Decreased appetite	n/a	495	100.0	76	15.4	498	100.0	66	13.3	1.19		Convergence criterion (GCONV=1E-8) satisfied.	0.83	1.70	0.021		Algorithm converged.	-0.023	0.065	1.16		Algorithm converged.	0.85	1.57	0.3451	NE	0.86		Algorithm converged.	0.64	1.17
Metabolism and nutrition disorders	Dehydration	n/a	495	100.0	15	3.0	498	100.0	19	3.8	0.79		Convergence criterion (GCONV=1E-8) satisfied.	0.40	1.57	-0.008		Algorithm converged.	-0.030	0.015	0.79		Algorithm converged.	0.41	1.55	0.4975	NE	1.26		Algorithm converged.	0.65	2.45
Metabolism and nutrition disorders	Diabetes mellitus	n/a	495	100.0	3	0.6	498	100.0	6	1.2	0.50		Convergence criterion (GCONV=1E-8) satisfied.	0.12	2.01	-0.006		Algorithm converged.	-0.018	0.006	0.50		Algorithm converged.	0.13	2.00	0.3292	NE	1.99		Algorithm converged.	0.50	7.90
Metabolism and nutrition disorders	Diabetes mellitus inadequate control	n/a	495	100.0	0	0.0	498	100.0	2	0.4		*	Quasi-complete separation of data points detected.				*	WARNING: Negative of Hessian not positive definite.			0.00		Algorithm converged.	0.00	NE	0.9999	NE	>999.99		Algorithm converged.	0.00	NE
Metabolism and nutrition disorders	Fluid retention	n/a	495	100.0	1	0.2	498	100.0	0	0.0		*	Quasi-complete separation of data points detected.				*	WARNING: Negative of Hessian not positive definite.			NE		Algorithm converged.	NE	NE	NE	NE	NE		Algorithm converged.	NE	NE
Metabolism and nutrition disorders	Glucose tolerance impaired	n/a	495	100.0	1	0.2	498	100.0	1	0.2	1.01		Convergence criterion (GCONV=1E-8) satisfied.	0.06	16.13	0.000		Algorithm converged.	-0.006	0.006	1.01		Algorithm converged.	0.06	16.04	0.9966	NE	0.99		Algorithm converged.	0.06	15.85
Metabolism and nutrition disorders	Gout	n/a	495	100.0	3	0.6	498	100.0	2	0.4	1.51		Convergence criterion (GCONV=1E-8) satisfied.	0.25	9.09	0.002		Algorithm converged.	-0.007	0.011	1.51		Algorithm converged.	0.25	8.99	0.6514	NE	0.66		Algorithm converged.	0.11	3.95
Metabolism and nutrition disorders	Hypercalcaemia	n/a	495	100.0	3	0.6	498	100.0	1	0.2	3.03		Convergence criterion (GCONV=1E-8) satisfied.	0.31	29.23	0.004		Algorithm converged.	-0.004	0.012	3.02		Algorithm converged.	0.32	28.92	0.3380	NE	0.33		Algorithm converged.	0.03	3.17
Metabolism and nutrition disorders	Hypercholesterolaemia	n/a	495	100.0	2	0.4	498	100.0	1	0.2	2.02		Convergence criterion (GCONV=1E-8) satisfied.	0.18	22.31	0.002		Algorithm converged.	-0.005	0.009	2.01		Algorithm converged.	0.18	22.12	0.5676	NE	0.50		Algorithm converged.	0.05	5.46
Metabolism and nutrition disorders	Hyperglycaemia	n/a	495	100.0	30	6.1	498	100.0	22	4.4	1.40		Convergence criterion (GCONV=1E-8) satisfied.	0.79	2.46	0.016		Algorithm converged.	-0.011	0.044	1.37		Algorithm converged.	0.80	2.34	0.2475	NE	0.73		Algorithm converged.	0.43	1.25
Metabolism and nutrition disorders	Hyperkalaemia	n/a	495	100.0	6	1.2	498	100.0	8	1.6	0.75		Convergence criterion (GCONV=1E-8) satisfied.	0.26	2.18	-0.004		Algorithm converged.	-0.019	0.011	0.75		Algorithm converged.	0.26	2.16	0.5995	NE	1.33		Algorithm converged.	0.46	3.79
Metabolism and nutrition disorders	Hyperlipidaemia	n/a	495	100.0	1	0.2	498	100.0	1	0.2	1.01		Convergence criterion (GCONV=1E-8) satisfied.	0.06	16.13	0.000		Algorithm converged.	-0.006	0.006	1.01		Algorithm converged.	0.06	16.04	0.9966	NE	0.99		Algorithm converged.	0.06	15.85
Metabolism and nutrition disorders	Hypermagnesaemia	n/a	495	100.0	0	0.0	498	100.0	1	0.2		*	Quasi-complete separation of data points detected.				*	WARNING: Negative of Hessian not positive definite.			0.00		Algorithm converged.	0.00	NE	0.9999	NE	>999.99		Algorithm converged.	0.00	NE
Metabolism and nutrition disorders	Hypernatraemia	n/a	495	100.0	1	0.2	498	100.0	1	0.2	1.01		Convergence criterion (GCONV=1E-8) satisfied.	0.06	16.13	0.000		Algorithm converged.	-0.006	0.006	1.01		Algorithm converged.	0.06	16.04	0.9966	NE	0.99		Algorithm converged.	0.06	15.85
Metabolism and nutrition disorders	Hyperphagia	n/a	495	100.0	0	0.0	498	100.0	1	0.2		*	Quasi-complete separation of data points detected.				*	WARNING: Negative of Hessian not positive definite.			0.00		Algorithm converged.	0.00	NE	0.9999	NE	>999.99		Algorithm converged.	0.00	NE
Metabolism and nutrition disorders	Hyperphosphataemia	n/a	495	100.0	0	0.0	498	100.0	2	0.4		*	Quasi-complete separation of data points detected.				*	WARNING: Negative of Hessian not positive definite.			0.00		Algorithm converged.	0.00	NE	0.9999	NE	>999.99		Algorithm converged.	0.00	NE
Metabolism and nutrition disorders	Hypertriglyceridaemia	n/a	495	100.0	5	1.0	498	100.0	5	1.0	1.01		Convergence criterion (GCONV=1E-8) satisfied.	0.29	3.50	0.000		Algorithm converged.	-0.012	0.012	1.01		Algorithm converged.	0.29	3.45	0.9923	NE	0.99		Algorithm converged.	0.29	3.41
Metabolism and nutrition disorders	Hyperuricaemia	n/a	495	100.0	15	3.0	498	100.0	13	2.6	1.17		Convergence criterion (GCONV=1E-8) satisfied.	0.55	2.48	0.004		Algorithm converged.	-0.016	0.025	1.16		Algorithm converged.	0.56	2.41	0.6897	NE	0.86		Algorithm converged.	0.41	1.79
Metabolism and nutrition disorders	Hypervolaemia	n/a	495	100.0	1	0.2	498	100.0	4	0.8	0.25		Convergence criterion (GCONV=1E-8) satisfied.	0.03	2.24	-0.006		Algorithm converged.	-0.015	0.003	0.25		Algorithm converged.	0.03	2.24	0.2163	NE	3.98		Algorithm converged.	0.45	35.45
Metabolism and nutrition disorders	Hypoalbuminaemia	n/a	495	100.0	16	3.2	498	100.0	17	3.4	0.95		Convergence criterion (GCONV=1E-8) satisfied.	0.47	1.89	-0.002		Algorithm converged.	-0.024	0.020	0.95		Algorithm converged.	0.48	1.85	0.8734	NE	1.06		Algorithm converged.	0.54	2.07
Metabolism and nutrition disorders	Hypocalcaemia	n/a	495	100.0	10	2.0	498	100.0	12	2.4	0.84		Convergence criterion (GCONV=1E-8) satisfied.	0.36	1.95	-0.004		Algorithm converged.	-0.022	0.014	0.84		Algorithm converged.	0.37	1.92	0.6772	NE	1.19		Algorithm converged.	0.52	2.74
Metabolism and nutrition disorders	Hypochloraemia	n/a	495	100.0	0	0.0	498	100.0	1	0.2		*	Quasi-complete separation of data points detected.				*	WARNING: Negative of Hessian not positive definite.			0.00		Algorithm converged.	0.00	NE	0.9999	NE	>999.99		Algorithm converged.	0.00	NE
Metabolism and nutrition disorders	Hypoglycaemia	n/a	495	100.0	2	0.4	498	100.0	5	1.0	0.40		Convergence criterion (GCONV=1E-8) satisfied.	0.08	2.07	-0.006		Algorithm converged.	-0.016	0.004	0.40		Algorithm converged.	0.08	2.06	0.2752	NE	2.48		Algorithm converged.	0.48	12.75
Metabolism and nutrition disorders	Hypokalaemia	n/a	495	100.0	44	8.9	498	100.0	52	10.4	0.84		Convergence criterion (GCONV=1E-8) satisfied.	0.55	1.28	-0.016		Algorithm converged.	-0.052	0.021	0.85		Algorithm converged.	0.58	1.25	0.4084	NE	1.17		Algorithm converged.	0.80	1.72
Metabolism and nutrition disorders	Hypomagnesaemia	n/a	495	100.0	22	4.4	498	100.0	13	2.6	1.74		Convergence criterion (GCONV=1E-8) satisfied.	0.86	3.48	0.018		Algorithm converged.	-0.005	0.041	1.70		Algorithm converged.	0.87	3.34	0.1219	NE	0.59		Algorithm converged.	0.30	1.15
Metabolism and nutrition disorders	Hyponatraemia	n/a	495	100.0	11	2.2	498	100.0	19	3.8	0.57		Convergence criterion (GCONV=1E-8) satisfied.	0.27	1.22	-0.016		Algorithm converged.	-0.037	0.005	0.58		Algorithm converged.	0.28	1.21	0.1479	NE	1.72		Algorithm converged.	0.83	3.57
Metabolism and nutrition disorders	Hypophagia	n/a	495	100.0	1	0.2	498	100.0	0	0.0		*	Quasi-complete separation of data points detected.				*	WARNING: Negative of Hessian not positive definite.			NE		Algorithm converged.	NE	NE	NE	NE	NE		Algorithm converged.	NE	NE
Metabolism and nutrition disorders	Hypophosphataemia	n/a	495	100.0	21	4.2	498	100.0	12	2.4	1.79		Convergence criterion (GCONV=1E-8) satisfied.	0.87	3.69	0.018		Algorithm converged.	-0.004	0.041	1.76		Algorithm converged.	0.88	3.54	0.1123	NE	0.57		Algorithm converged.	0.28	1.14
Metabolism and nutrition disorders	Hypoproteinaemia	n/a	495	100.0	0	0.0	498	100.0	3	0.6		*	Quasi-complete separation of data points detected.				*	WARNING: Negative of Hessian not positive definite.			0.00		Algorithm converged.	0.00	NE	0.9999	NE	>999.99		Algorithm converged.	0.00	NE
Metabolism and nutrition disorders	Hypovitaminosis	n/a	495	100.0	1	0.2	498	100.0	1	0.2	1.01		Convergence criterion (GCONV=1E-8) satisfied.	0.06	16.13	0.000		Algorithm converged.	-0.006	0.006	1.01		Algorithm converged.	0.06	16.04	0.9966	NE	0.99		Algorithm converged.	0.06	15.85
Metabolism and nutrition disorders	Hypovolaemia	n/a	495	100.0	1	0.2	498	100.0	0	0.0		*	Quasi-complete separation of data points detected.				*	WARNING: Negative of Hessian not positive definite.			NE		Algorithm converged.	NE	NE	NE	NE	NE		Algorithm converged.	NE	NE
Metabolism and nutrition disorders	Iron deficiency	n/a	495	100.0	1	0.2	498	100.0	2	0.4	0.50		Convergence criterion (GCONV=1E-8) satisfied.	0.05	5.55	-0.002		Algorithm converged.	-0.009	0.005	0.50		Algorithm converged.	0.05	5.53	0.5743	NE	1.99		Algorithm converged.	0.18	21.85
Metabolism and nutrition disorders	Lactic acidosis	n/a	495	100.0	0	0.0	498	100.0	2	0.4		*	Quasi-complete separation of data points detected.				*	WARNING: Negative of Hessian not positive definite.			0.00		Algorithm converged.	0.00	NE	0.9999	NE	>999.99		Algorithm converged.	0.00	NE
Metabolism and nutrition disorders	Malnutrition	n/a	495	100.0	3	0.6	498	100.0	1	0.2	3.03		Convergence criterion (GCONV=1E-8) satisfied.	0.31	29.23	0.004		Algorithm converged.	-0.004	0.012	3.02		Algorithm converged.	0.32	28.92	0.3380	NE	0.33		Algorithm converged.	0.03	3.17

Metabolism and nutrition disorders	Mineral deficiency	n/a	495	100.0	1	0.2	498	100.0	0	0.0		*	Quasi-complete separation of data points detected.				*	WARNING: Negative of Hessian not positive definite.			NE	Algorithm converged.	NE	NE	NE	NE	NE	Algorithm converged.	NE	NE
Metabolism and nutrition disorders	Salt craving	n/a	495	100.0	1	0.2	498	100.0	0	0.0		*	Quasi-complete separation of data points detected.				*	WARNING: Negative of Hessian not positive definite.			NE	Algorithm converged.	NE	NE	NE	NE	NE	Algorithm converged.	NE	NE
Metabolism and nutrition disorders	Tumour lysis syndrome	n/a	495	100.0	2	0.4	498	100.0	4	0.8	0.50		Convergence criterion (GCONV=1E-8) satisfied.	0.09	2.75	-0.004		Algorithm converged.	-0.014	0.006	0.50	Algorithm converged.	0.09	2.73	0.4263	NE	1.99	Algorithm converged.	0.37	10.80
Metabolism and nutrition disorders	Type 2 diabetes mellitus	n/a	495	100.0	1	0.2	498	100.0	1	0.2	1.01		Convergence criterion (GCONV=1E-8) satisfied.	0.06	16.13	0.000		Algorithm converged.	-0.006	0.006	1.01	Algorithm converged.	0.06	16.04	0.9966	NE	0.99	Algorithm converged.	0.06	15.85
Metabolism and nutrition disorders	Vitamin B1 deficiency	n/a	495	100.0	1	0.2	498	100.0	0	0.0		*	Quasi-complete separation of data points detected.				*	WARNING: Negative of Hessian not positive definite.			NE	Algorithm converged.	NE	NE	NE	NE	NE	Algorithm converged.	NE	NE
Metabolism and nutrition disorders	Vitamin D deficiency	n/a	495	100.0	4	0.8	498	100.0	8	1.6	0.50		Convergence criterion (GCONV=1E-8) satisfied.	0.15	1.67	-0.008		Algorithm converged.	-0.022	0.006	0.50	Algorithm converged.	0.15	1.66	0.2593	NE	1.99	Algorithm converged.	0.60	6.56
Musculoskeletal and connective tissue disorders		n/a	495	100.0	133	26.9	498	100.0	146	29.3	0.89		Convergence criterion (GCONV=1E-8) satisfied.	0.67	1.17	-0.024		Algorithm converged.	-0.080	0.031	0.92	Algorithm converged.	0.75	1.12	0.3911	NE	1.09	Algorithm converged.	0.89	1.33
Musculoskeletal and connective tissue disorders	Arthralgia	n/a	495	100.0	29	5.9	498	100.0	36	7.2	0.80		Convergence criterion (GCONV=1E-8) satisfied.	0.48	1.32	-0.014		Algorithm converged.	-0.044	0.017	0.81	Algorithm converged.	0.51	1.30	0.3838	NE	1.23	Algorithm converged.	0.77	1.98
Musculoskeletal and connective tissue disorders	Back pain	n/a	495	100.0	43	8.7	498	100.0	49	9.8	0.87		Convergence criterion (GCONV=1E-8) satisfied.	0.57	1.34	-0.012		Algorithm converged.	-0.048	0.025	0.88	Algorithm converged.	0.60	1.30	0.5315	NE	1.13	Algorithm converged.	0.77	1.67
Musculoskeletal and connective tissue disorders	Bone pain	n/a	495	100.0	21	4.2	498	100.0	31	6.2	0.67		Convergence criterion (GCONV=1E-8) satisfied.	0.38	1.18	-0.020		Algorithm converged.	-0.047	0.008	0.68	Algorithm converged.	0.40	1.17	0.1639	NE	1.47	Algorithm converged.	0.86	2.52
Musculoskeletal and connective tissue disorders	Clubbing	n/a	495	100.0	0	0.0	498	100.0	1	0.2		*	Quasi-complete separation of data points detected.				*	WARNING: Negative of Hessian not positive definite.			0.00	Algorithm converged.	0.00	NE	0.9999	NE	>999.99	Algorithm converged.	0.00	NE
Musculoskeletal and connective tissue disorders	Dupuytren's contracture	n/a	495	100.0	0	0.0	498	100.0	1	0.2		*	Quasi-complete separation of data points detected.				*	WARNING: Negative of Hessian not positive definite.			0.00	Algorithm converged.	0.00	NE	0.9999	NE	>999.99	Algorithm converged.	0.00	NE
Musculoskeletal and connective tissue disorders	Flank pain	n/a	495	100.0	1	0.2	498	100.0	3	0.6	0.33		Convergence criterion (GCONV=1E-8) satisfied.	0.03	3.22	-0.004		Algorithm converged.	-0.012	0.004	0.34	Algorithm converged.	0.04	3.21	0.3433	NE	2.98	Algorithm converged.	0.31	28.57
Musculoskeletal and connective tissue disorders	Groin pain	n/a	495	100.0	2	0.4	498	100.0	0	0.0		*	Quasi-complete separation of data points detected.				*	ERROR: The mean parameter is either invalid or at a limit of its range for some observations.			NE	Algorithm converged.	NE	NE	NE	NE	NE	Algorithm converged.	NE	NE
Musculoskeletal and connective tissue disorders	Inguinal mass	n/a	495	100.0	0	0.0	498	100.0	1	0.2		*	Quasi-complete separation of data points detected.				*	WARNING: Negative of Hessian not positive definite.			0.00	Algorithm converged.	0.00	NE	0.9999	NE	>999.99	Algorithm converged.	0.00	NE
Musculoskeletal and connective tissue disorders	Intervertebral disc protrusion	n/a	495	100.0	1	0.2	498	100.0	0	0.0		*	Quasi-complete separation of data points detected.				*	WARNING: Negative of Hessian not positive definite.			NE	Algorithm converged.	NE	NE	NE	NE	NE	Algorithm converged.	NE	NE
Musculoskeletal and connective tissue disorders	Joint stiffness	n/a	495	100.0	3	0.6	498	100.0	1	0.2	3.03		Convergence criterion (GCONV=1E-8) satisfied.	0.31	29.23	0.004		Algorithm converged.	-0.004	0.012	3.02	Algorithm converged.	0.32	28.92	0.3380	NE	0.33	Algorithm converged.	0.03	3.17
Musculoskeletal and connective tissue disorders	Joint swelling	n/a	495	100.0	1	0.2	498	100.0	2	0.4	0.50		Convergence criterion (GCONV=1E-8) satisfied.	0.05	5.55	-0.002		Algorithm converged.	-0.009	0.005	0.50	Algorithm converged.	0.05	5.53	0.5743	NE	1.99	Algorithm converged.	0.18	21.85
Musculoskeletal and connective tissue disorders	Limb discomfort	n/a	495	100.0	2	0.4	498	100.0	0	0.0		*	Quasi-complete separation of data points detected.				*	ERROR: The mean parameter is either invalid or at a limit of its range for some observations.			NE	Algorithm converged.	NE	NE	NE	NE	NE	Algorithm converged.	NE	NE
Musculoskeletal and connective tissue disorders	Mobility decreased	n/a	495	100.0	1	0.2	498	100.0	0	0.0		*	Quasi-complete separation of data points detected.				*	WARNING: Negative of Hessian not positive definite.			NE	Algorithm converged.	NE	NE	NE	NE	NE	Algorithm converged.	NE	NE
Musculoskeletal and connective tissue disorders	Muscle contracture	n/a	495	100.0	1	0.2	498	100.0	0	0.0		*	Quasi-complete separation of data points detected.				*	WARNING: Negative of Hessian not positive definite.			NE	Algorithm converged.	NE	NE	NE	NE	NE	Algorithm converged.	NE	NE
Musculoskeletal and connective tissue disorders	Muscle oedema	n/a	495	100.0	1	0.2	498	100.0	0	0.0		*	Quasi-complete separation of data points detected.				*	WARNING: Negative of Hessian not positive definite.			NE	Algorithm converged.	NE	NE	NE	NE	NE	Algorithm converged.	NE	NE
Musculoskeletal and connective tissue disorders	Muscle spasms	n/a	495	100.0	20	4.0	498	100.0	24	4.8	0.83		Convergence criterion (GCONV=1E-8) satisfied.	0.45	1.53	-0.008		Algorithm converged.	-0.033	0.018	0.84	Algorithm converged.	0.47	1.50	0.5515	NE	1.19	Algorithm converged.	0.67	2.13
Musculoskeletal and connective tissue disorders	Muscle tightness	n/a	495	100.0	0	0.0	498	100.0	1	0.2		*	Quasi-complete separation of data points detected.				*	WARNING: Negative of Hessian not positive definite.			0.00	Algorithm converged.	0.00	NE	0.9999	NE	>999.99	Algorithm converged.	0.00	NE
Musculoskeletal and connective tissue disorders	Muscular weakness	n/a	495	100.0	8	1.6	498	100.0	12	2.4	0.67		Convergence criterion (GCONV=1E-8) satisfied.	0.27	1.64	-0.008		Algorithm converged.	-0.025	0.010	0.67	Algorithm converged.	0.28	1.63	0.3769	NE	1.49	Algorithm converged.	0.61	3.62
Musculoskeletal and connective tissue disorders	Musculoskeletal chest pain	n/a	495	100.0	3	0.6	498	100.0	3	0.6	1.01		Convergence criterion (GCONV=1E-8) satisfied.	0.20	5.01	0.000		Algorithm converged.	-0.010	0.010	1.01	Algorithm converged.	0.20	4.96	0.9941	NE	0.99	Algorithm converged.	0.20	4.90
Musculoskeletal and connective tissue disorders	Musculoskeletal pain	n/a	495	100.0	1	0.2	498	100.0	3	0.6	0.33		Convergence criterion (GCONV=1E-8) satisfied.	0.03	3.22	-0.004		Algorithm converged.	-0.012	0.004	0.34	Algorithm converged.	0.04	3.21	0.3433	NE	2.98	Algorithm converged.	0.31	28.57
Musculoskeletal and connective tissue disorders	Musculoskeletal stiffness	n/a	495	100.0	4	0.8	498	100.0	3	0.6	1.34		Convergence criterion (GCONV=1E-8) satisfied.	0.30	6.04	0.002		Algorithm converged.	-0.008	0.012	1.34	Algorithm converged.	0.30	5.96	0.6996	NE	0.75	Algorithm converged.	0.17	3.31
Musculoskeletal and connective tissue disorders	Myalgia	n/a	495	100.0	18	3.6	498	100.0	12	2.4	1.53		Convergence criterion (GCONV=1E-8) satisfied.	0.73	3.21	0.012		Algorithm converged.	-0.009	0.034	1.51	Algorithm converged.	0.73	3.10	0.2625	NE	0.66	Algorithm converged.	0.32	1.36
Musculoskeletal and connective tissue disorders	Neck pain	n/a	495	100.0	12	2.4	498	100.0	6	1.2	2.04		Convergence criterion (GCONV=1E-8) satisfied.	0.76	5.47	0.012		Algorithm converged.	-0.004	0.029	2.01	Algorithm converged.	0.76	5.32	0.1586	NE	0.50	Algorithm converged.	0.19	1.31
Musculoskeletal and connective tissue disorders	Osteoarthritis	n/a	495	100.0	1	0.2	498	100.0	0	0.0		*	Quasi-complete separation of data points detected.				*	WARNING: Negative of Hessian not positive definite.			NE	Algorithm converged.	NE	NE	NE	NE	NE	Algorithm converged.	NE	NE
Musculoskeletal and connective tissue disorders	Osteoporosis	n/a	495	100.0	1	0.2	498	100.0	0	0.0		*	Quasi-complete separation of data points detected.				*	WARNING: Negative of Hessian not positive definite.			NE	Algorithm converged.	NE	NE	NE	NE	NE	Algorithm converged.	NE	NE
Musculoskeletal and connective tissue disorders	Pain in extremity	n/a	495	100.0	17	3.4	498	100.0	19	3.8	0.90		Convergence criterion (GCONV=1E-8) satisfied.	0.46	1.75	-0.004		Algorithm converged.	-0.027	0.019	0.90	Algorithm converged.	0.47	1.71	0.7483	NE	1.11	Algorithm converged.	0.58	2.11
Musculoskeletal and connective tissue disorders	Pain in jaw	n/a	495	100.0	2	0.4	498	100.0	3	0.6	0.67		Convergence criterion (GCONV=1E-8) satisfied.	0.11	4.02	-0.002		Algorithm converged.	-0.011	0.007	0.67	Algorithm converged.	0.11	4.00	0.6609	NE	1.49	Algorithm converged.	0.25	8.88
Musculoskeletal and connective tissue disorders	Patellofemoral pain syndrome	n/a	495	100.0	1	0.2	498	100.0	0	0.0		*	Quasi-complete separation of data points detected.				*	WARNING: Negative of Hessian not positive definite.			NE	Algorithm converged.	NE	NE	NE	NE	NE	Algorithm converged.	NE	NE
Musculoskeletal and connective tissue disorders	Pathological fracture	n/a	495	100.0	2	0.4	498	100.0	0	0.0		*	Quasi-complete separation of data points detected.				*	ERROR: The mean parameter is either invalid or at a limit of its range for some observations.			NE	Algorithm converged.	NE	NE	NE	NE	NE	Algorithm converged.	NE	NE
Musculoskeletal and connective tissue disorders	Periarthritis	n/a	495	100.0	1	0.2	498	100.0	1	0.2	1.01		Convergence criterion (GCONV=1E-8) satisfied.	0.06	16.13	0.000		Algorithm converged.	-0.006	0.006	1.01	Algorithm converged.	0.06	16.04	0.9966	NE	0.99	Algorithm converged.	0.06	15.85
Musculoskeletal and connective tissue disorders	Plantar fasciitis	n/a	495	100.0	1	0.2	498	100.0	0	0.0		*	Quasi-complete separation of data points detected.				*	WARNING: Negative of Hessian not positive definite.			NE	Algorithm converged.	NE	NE	NE	NE	NE	Algorithm converged.	NE	NE
Musculoskeletal and connective tissue disorders	Sacral pain	n/a	495	100.0	0	0.0	498	100.0	1	0.2		*	Quasi-complete separation of data points detected.				*	WARNING: Negative of Hessian not positive definite.			0.00	Algorithm converged.	0.00	NE	0.9999	NE	>999.99	Algorithm converged.	0.00	NE
Musculoskeletal and connective tissue disorders	Sjogren's syndrome	n/a	495	100.0	1	0.2	498	100.0	0	0.0		*	Quasi-complete separation of data points detected.				*	WARNING: Negative of Hessian not positive definite.			NE	Algorithm converged.	NE	NE	NE	NE	NE	Algorithm converged.	NE	NE
Musculoskeletal and connective tissue disorders	Spinal pain	n/a	495	100.0	1	0.2	498	100.0	2	0.4	0.50		Convergence criterion (GCONV=1E-8) satisfied.	0.05	5.55	-0.002		Algorithm converged.	-0.009	0.005	0.50	Algorithm converged.	0.05	5.53	0.5743	NE	1.99	Algorithm converged.	0.18	21.85
Musculoskeletal and connective tissue disorders	Spondylolisthesis	n/a	495	100.0	0	0.0	498	100.0	1	0.2		*	Quasi-complete separation of data points detected.				*	WARNING: Negative of Hessian not positive definite.			0.00	Algorithm converged.	0.00	NE	0.9999	NE	>999.99	Algorithm converged.	0.00	NE
Musculoskeletal and connective tissue disorders	Synovial cyst	n/a	495	100.0	1	0.2	498	100.0	1	0.2	1.01		Convergence criterion (GCONV=1E-8) satisfied.	0.06	16.13	0.000		Algorithm converged.	-0.006	0.006	1.01	Algorithm converged.	0.06	16.04	0.9966	NE	0.99	Algorithm converged.	0.06	15.85
Musculoskeletal and connective tissue disorders	Tendonitis	n/a	495	100.0	1	0.2	498	100.0	0	0.0		*	Quasi-complete separation of data points detected.				*	WARNING: Negative of Hessian not positive definite.			NE	Algorithm converged.	NE	NE	NE	NE	NE	Algorithm converged.	NE	NE
Neoplasms benign, malignant and unspecified (incl cysts and polyps)		n/a	495	100.0	6	1.2	498	100.0	11	2.2	0.54		Convergence criterion (GCONV=1E-8) satisfied.	0.20	1.48	-0.010		Algorithm converged.	-0.026	0.006	0.55	Algorithm converged.	0.20	1.47	0.2334	NE	1.82	Algorithm converged.	0.68	4.89
Neoplasms benign, malignant and unspecified (incl cysts and polyps)	Adenocarcinoma	n/a	495	100.0	0	0.0	498	100.0	1	0.2		*	Quasi-complete separation of data points detected.				*	WARNING: Negative of Hessian not positive definite.			0.00	Algorithm converged.	0.00	NE	0.9999	NE	>999.99	Algorithm converged.	0.00	NE
Neoplasms benign, malignant and unspecified (incl cysts and polyps)	Adenocarcinoma of colon	n/a	495	100.0	1	0.2	498	100.0	0	0.0		*	Quasi-complete separation of data points detected.				*	WARNING: Negative of Hessian not positive definite.			NE	Algorithm converged.	NE	NE	NE	NE	NE	Algorithm converged.	NE	NE
Neoplasms benign, malignant and unspecified (incl cysts and polyps)	Adenocarcinoma pancreas	n/a	495	100.0	1	0.2	498	100.0	0	0.0		*	Quasi-complete separation of data points detected.				*	WARNING: Negative of Hessian not positive definite.			NE	Algorithm converged.	NE	NE	NE	NE	NE	Algorithm converged.	NE	NE
Neoplasms benign, malignant and unspecified (incl cysts and polyps)	Basal cell carcinoma	n/a	495	100.0	0	0.0	498	100.0	1	0.2		*	Quasi-complete separation of data points detected.				*	WARNING: Negative of Hessian not positive definite.			0.00	Algorithm converged.	0.00	NE	0.9999	NE	>999.99	Algorithm converged.	0.00	NE
Neoplasms benign, malignant and unspecified (incl cysts and polyps)	Cancer pain	n/a	495	100.0	0	0.0	498	100.0	1	0.2		*	Quasi-complete separation of data points detected.				*	WARNING: Negative of Hessian not positive definite.			0.00	Algorithm converged.	0.00	NE	0.9999	NE	>999.99	Algorithm converged.	0.00	NE
Neoplasms benign, malignant and unspecified (incl cysts and polyps)	Colorectal cancer	n/a	495	100.0	1	0.2	498	100.0	0	0.0		*	Quasi-complete separation of data points detected.				*	WARNING: Negative of Hessian not positive definite.			NE	Algorithm converged.	NE	NE	NE	NE	NE	Algorithm converged.	NE	NE
Neoplasms benign, malignant and unspecified (incl cysts and polyps)	Hodgkin's disease	n/a	495	100.0	0	0.0	498	100.0	1	0.2		*	Quasi-complete separation of data points detected.				*	WARNING: Negative of Hessian not positive definite.			0.00	Algorithm converged.	0.00	NE	0.9999	NE	>999.99	Algorithm converged.	0.00	NE
Neoplasms benign, malignant and unspecified (incl cysts and polyps)	Lipoma	n/a	495	100.0	0	0.0	498	100.0	1	0.2		*	Quasi-complete separation of data points detected.				*	WARNING: Negative of Hessian not positive definite.			0.00	Algorithm converged.	0.00	NE	0.9999	NE	>999.99	Algorithm converged.	0.00	NE
Neoplasms benign, malignant and unspecified (incl cysts and polyps)	Lung neoplasm	n/a	495	100.0	0	0.0	498	100.0	1	0.2		*	Quasi-complete separation of data points detected.				*	WARNING: Negative of Hessian not positive definite.			0.00	Algorithm converged.	0.00	NE	0.9999	NE	>999.99	Algorithm converged.	0.00	NE
Neoplasms benign, malignant and unspecified (incl cysts and polyps)	Malignant melanoma in situ	n/a	495	100.0	0	0.0	498	100.0	1	0.2		*	Quasi-complete separation of data points detected.				*	WARNING: Negative of Hessian not positive definite.			0.00	Algorithm converged.	0.00	NE	0.9999	NE	>999.99	Algorithm converged.	0.00	NE
Neoplasms benign, malignant and unspecified (incl cysts and polyps)	Meningioma	n/a	495	100.0	1	0.2	498	100.0	0	0.0		*	Quasi-complete separation of data points detected.				*	WARNING: Negative of Hessian not positive definite.			NE	Algorithm converged.	NE	NE	NE	NE	NE	Algorithm converged.	NE	NE
Neoplasms benign, malignant and unspecified (incl cysts and polyps)	Papillary renal cell carcinoma	n/a	495	100.0	1	0.2	498	100.0	0	0.0		*	Quasi-complete separation of data points detected.				*	WARNING: Negative of Hessian not positive definite.			NE	Algorithm converged.	NE	NE	NE	NE	NE	Algorithm converged.	NE	NE
Neoplasms benign, malignant and unspecified (incl cysts and polyps)	Seborrhoeic keratosis	n/a	495	100.0	1	0.2	498	100.0	2	0.4	0.50		Convergence criterion (GCONV=1E-8) satisfied.	0.05	5.55	-0.002		Algorithm converged.	-0.009	0.005	0.50	Algorithm converged.	0.05	5.53	0.5743	NE	1.99	Algorithm converged.	0.18	21.85
Neoplasms benign, malignant and unspecified (incl cysts and polyps)	Skin papilloma	n/a	495	100.0	0	0.0	498	100.0	1	0.2		*	Quasi-complete separation of data points detected.				*	WARNING: Negative of Hessian not positive definite.			0.00	Algorithm converged.	0.00	NE	0.9999	NE	>999.99	Algorithm converged.	0.00	NE
Neoplasms benign, malignant and unspecified (incl cysts and polyps)	Tumour pain	n/a	495	100.0	0	0.0	498	100.0	1	0.2		*	Quasi-complete separation of data points detected.				*	WARNING: Negative of Hessian not positive definite.			0.00	Algorithm converged.	0.00	NE	0.9999	NE	>999.99	Algorithm converged.	0.00	NE
Nervous system disorders		n/a	495	100.0	307	62.0	498	100.0	325	65.3	0.87		Convergence criterion (GCONV=1E-8) satisfied.	0.67	1.13	-0.032		Algorithm converged.	-0.092	0.027	0.95	Algorithm converged.	0.86	1.04	0.2888	NE	1.05	Algorithm converged.	0.96	1.16
Nervous system disorders	Ageusia	n/a	495	100.0	1	0.2	498	100.0	2	0.4	0.50		Convergence criterion (GCONV=1E-8) satisfied.	0.05	5.55	-0.002		Algorithm converged.	-0.009	0.005	0.50	Algorithm converged.	0.05	5.53	0.5743	NE	1.99	Algorithm converged.	0.18	21.85
Nervous system disorders	Altered state of consciousness	n/a	495	100.0	0	0.0	498	100.0	1	0.2		*	Quasi-complete separation of data points detected.				*	WARNING: Negative of Hessian not positive definite.			0.00	Algorithm converged.	0.00	NE	0.9999	NE	>999.99	Algorithm converged.	0.00	NE
Nervous system disorders	Amnesia	n/a	495	100.0	2	0.4	498	100.0	2	0.4	1.01		Convergence criterion (GCONV=1E-8) satisfied.	0.14	7.17	0.000		Algorithm converged.	-0.008	0.008	1.01	Algorithm converged.	0.14	7.11	0.9952	NE	0.99	Algorithm converged.	0.14	7.03
Nervous system disorders	Aphasia	n/a	495	100.0	2	0.4	498	100.0	1	0.2	2.02		Convergence criterion (GCONV=1E-8) satisfied.	0.18	22.31	0.002		Algorithm converged.	-0.005	0.009	2.01	Algorithm converged.	0.18	22.12	0.5676	NE	0.50	Algorithm converged.	0.05	5.46
Nervous system disorders	Ataxia	n/a	495	100.0	1	0.2	498	100.0	1	0.2	1.01		Convergence criterion (GCONV=1E-8) satisfied.	0.06	16.13	0.000		Algorithm converged.	-0.006	0.006	1.01	Algorithm converged.	0.06	16.04	0.9966	NE	0.99	Algorithm converged.	0.06	15.85
Nervous system disorders	Balance disorder	n/a	495	100.0	1	0.2	498	100.0	0	0.0		*	Quasi-complete separation of data points detected.				*	WARNING: Negative of Hessian not positive definite.			NE	Algorithm converged.	NE	NE	NE	NE	NE	Algorithm converged.	NE	NE
Nervous system disorders	Carotid artery stenosis	n/a	495	100.0	0	0.0	498	100.0	1	0.2		*	Quasi-complete separation of data points detected.				*	WARNING: Negative of Hessian not positive definite.			0.00	Algorithm converged.	0.00	NE	0.9999	NE	>999.99	Algorithm converged.	0.00	NE
Nervous system disorders	Cerebellar ataxia	n/a	495	100.0	1	0.2	498	100.0	0	0.0		*	Quasi-complete separation of data points detected.				*	WARNING: Negative of Hessian not positive definite.			NE	Algorithm converged.	NE	NE	NE	NE	NE	Algorithm converged.	NE	NE
Nervous system disorders	Cerebral haemorrhage	n/a	495	100.0	0	0.0	498	100.0	1	0.2		*	Quasi-complete separation of data points detected.				*	WARNING: Negative of Hessian not positive definite.			0.00	Algorithm converged.	0.00	NE	0.9999	NE	>999.99	Algorithm converged.	0.00	NE
Nervous system disorders	Cerebral infarction	n/a	495	100.0	0	0.0	498	100.0	1	0.2		*	Quasi-complete separation of data points detected.				*	WARNING: Negative of Hessian not positive definite.			0.00	Algorithm converged.	0.00	NE	0.9999	NE	>999.99	Algorithm converged.	0.00	NE
Nervous system disorders	Cerebral ischaemia	n/a	495	100.0	0	0.0	498	100.0	1	0.2		*	Quasi-complete separation of data points detected.				*	WARNING: Negative of Hessian not positive definite.			0.00	Algorithm converged.	0.00	NE	0.9999	NE	>999.99	Algorithm converged.	0.00	NE
Nervous system disorders	Cerebrospinal fluid leakage	n/a	495	100.0	2	0.4	498	100.0	0	0.0		*	Quasi-complete separation of data points detected.				*	ERROR: Error in computing the link function, its derivatives, or the variance function.			NE	Algorithm converged.	NE	NE	NE	NE	NE	Algorithm converged.	NE	NE
Nervous system disorders	Cerebrovascular accident	n/a	495	100.0	0	0.0	498	100.0	4	0.8		*	Quasi-complete separation of data points detected.				*	WARNING: Negative of Hessian not positive definite.			0.00	Algorithm converged.	0.00	NE	0.9999	NE	>999.99	Algorithm converged.	0.00	NE
Nervous system disorders	Cervicobrachial syndrome	n/a	495	100.0	0	0.0	498	100.0	1	0.2		*	Quasi-complete separation of data points detected.				*	WARNING: Negative of Hessian not positive definite.			0.00	Algorithm converged.	0.00	NE	0.9999	NE	>999.99	Algorithm converged.	0.00	NE
Nervous system disorders	Cognitive disorder	n/a	495	100.0	0	0.0	498	100.0	1	0.2		*	Quasi-complete separation of data points detected.				*	WARNING: Negative of Hessian not positive definite.			0.00	Algorithm converged.	0.00	NE	0.9999	NE	>999.99	Algorithm converged.	0.00	NE
Nervous system disorders	Disturbance in attention	n/a	495	100.0	1	0.2	498	100.0	0	0.0		*	Quasi-complete separation of data points detected.				*	WARNING: Negative of Hessian not positive definite.			NE	Algorithm converged.	NE	NE	NE	NE	NE	Algorithm converged.	NE	NE
Nervous system disorders	Dizziness	n/a	495	100.0	29	5.9	498	100.0	32	6.4	0.91		Convergence criterion (GCONV=1E-8) satisfied.	0.54	1.52	-0.006		Algorithm converged.	-0.036	0.024	0.91	Algorithm converged.	0.56	1.48	0.7099	NE	1.10	Algorithm converged.	0.67	1.78
Nervous system disorders	Dizziness exertional	n/a	495	100.0	1	0.2	498	100.0	0	0.0		*	Quasi-complete separation of data points detected.				*	WARNING: Negative of Hessian not positive definite.			NE	Algorithm converged.	NE	NE	NE	NE	NE	Algorithm converged.	NE	NE
Nervous system disorders	Dizziness postural	n/a	495	100.0	2	0.4	498	100.0	0	0.0		*	Quasi-complete separation of data points detected.				*	ERROR: The mean parameter is either invalid or at a limit of its range for some observations.			NE	Algorithm converged.	NE	NE	NE	NE	NE	Algorithm converged.	NE	NE
Nervous system disorders	Dysaesthesia	n/a	495	100.0	5	1.0	498	100.0	2	0.4	2.53		Convergence criterion (GCONV=1E-8) satisfied.	0.49	13.10	0.006		Algorithm converged.	-0.004	0.016	2.52	Algorithm converged.	0.49	12.90	0.2689	NE	0.40	Algorithm converged.	0.08	2.04
Nervous system disorders	Dysgeusia	n/a	495	100.0	49	9.9	498	100.0	58	11.6	0.83		Convergence criterion (GCONV=1E-8) satisfied.	0.56	1.25	-0.017		Algorithm converged.	-0.056	0.021	0.85	Algorithm converged.	0.59	1.22	0.3753	NE	1.18	Algorithm converged.	0.82	1.69

Nervous system disorders	Epilepsy	n/a	495	100.0	0	0.0	498	100.0	1	0.2		*	Quasi-complete separation of data points detected.				*	WARNING: Negative of Hessian not positive definite.			0.00		Algorithm converged.	0.00	NE	0.9999	NE	>999.99		Algorithm converged.	0.00	NE
Nervous system disorders	Extrapyramidal disorder	n/a	495	100.0	0	0.0	498	100.0	1	0.2		*	Quasi-complete separation of data points detected.				*	WARNING: Negative of Hessian not positive definite.			0.00		Algorithm converged.	0.00	NE	0.9999	NE	>999.99		Algorithm converged.	0.00	NE
Nervous system disorders	Head discomfort	n/a	495	100.0	0	0.0	498	100.0	1	0.2		*	Quasi-complete separation of data points detected.				*	WARNING: Negative of Hessian not positive definite.			0.00		Algorithm converged.	0.00	NE	0.9999	NE	>999.99		Algorithm converged.	0.00	NE
Nervous system disorders	Headache	n/a	495	100.0	58	11.7	498	100.0	57	11.4	1.03		Convergence criterion (GCONV=1E-8) satisfied.	0.70	1.51	0.003		Algorithm converged.	-0.037	0.043	1.02		Algorithm converged.	0.73	1.44	0.8937	NE	0.98		Algorithm converged.	0.69	1.38
Nervous system disorders	Hemiparesis	n/a	495	100.0	1	0.2	498	100.0	0	0.0		*	Quasi-complete separation of data points detected.				*	WARNING: Negative of Hessian not positive definite.			NE		Algorithm converged.	NE	NE	NE	NE	NE		Algorithm converged.	NE	NE
Nervous system disorders	Hyperaesthesia	n/a	495	100.0	1	0.2	498	100.0	0	0.0		*	Quasi-complete separation of data points detected.				*	WARNING: Negative of Hessian not positive definite.			NE		Algorithm converged.	NE	NE	NE	NE	NE		Algorithm converged.	NE	NE
Nervous system disorders	Hypoaesthesia	n/a	495	100.0	22	4.4	498	100.0	20	4.0	1.11		Convergence criterion (GCONV=1E-8) satisfied.	0.60	2.06	0.004		Algorithm converged.	-0.021	0.029	1.11		Algorithm converged.	0.61	2.00	0.7375	NE	0.90		Algorithm converged.	0.50	1.63
Nervous system disorders	Hyporeflexia	n/a	495	100.0	0	0.0	498	100.0	1	0.2		*	Quasi-complete separation of data points detected.				*	WARNING: Negative of Hessian not positive definite.			0.00		Algorithm converged.	0.00	NE	0.9999	NE	>999.99		Algorithm converged.	0.00	NE
Nervous system disorders	Hypotonia	n/a	495	100.0	1	0.2	498	100.0	1	0.2	1.01		Convergence criterion (GCONV=1E-8) satisfied.	0.06	16.13	0.000		Algorithm converged.	-0.006	0.006	1.01		Algorithm converged.	0.06	16.04	0.9966	NE	0.99		Algorithm converged.	0.06	15.85
Nervous system disorders	Intellectual disability	n/a	495	100.0	1	0.2	498	100.0	0	0.0		*	Quasi-complete separation of data points detected.				*	WARNING: Negative of Hessian not positive definite.			NE		Algorithm converged.	NE	NE	NE	NE	NE		Algorithm converged.	NE	NE
Nervous system disorders	Lethargy	n/a	495	100.0	3	0.6	498	100.0	2	0.4	1.51		Convergence criterion (GCONV=1E-8) satisfied.	0.25	9.09	0.002		Algorithm converged.	-0.007	0.011	1.51		Algorithm converged.	0.25	8.99	0.6514	NE	0.66		Algorithm converged.	0.11	3.95
Nervous system disorders	Memory impairment	n/a	495	100.0	3	0.6	498	100.0	3	0.6	1.01		Convergence criterion (GCONV=1E-8) satisfied.	0.20	5.01	0.000		Algorithm converged.	-0.010	0.010	1.01		Algorithm converged.	0.20	4.96	0.9941	NE	0.99		Algorithm converged.	0.20	4.90
Nervous system disorders	Migraine	n/a	495	100.0	2	0.4	498	100.0	2	0.4	1.01		Convergence criterion (GCONV=1E-8) satisfied.	0.14	7.17	0.000		Algorithm converged.	-0.008	0.008	1.01		Algorithm converged.	0.14	7.11	0.9952	NE	0.99		Algorithm converged.	0.14	7.03
Nervous system disorders	Nervous system disorder	n/a	495	100.0	0	0.0	498	100.0	1	0.2		*	Quasi-complete separation of data points detected.				*	WARNING: Negative of Hessian not positive definite.			0.00		Algorithm converged.	0.00	NE	0.9999	NE	>999.99		Algorithm converged.	0.00	NE
Nervous system disorders	Neuralgia	n/a	495	100.0	2	0.4	498	100.0	2	0.4	1.01		Convergence criterion (GCONV=1E-8) satisfied.	0.14	7.17	0.000		Algorithm converged.	-0.008	0.008	1.01		Algorithm converged.	0.14	7.11	0.9952	NE	0.99		Algorithm converged.	0.14	7.03
Nervous system disorders	Neurological symptom	n/a	495	100.0	0	0.0	498	100.0	1	0.2		*	Quasi-complete separation of data points detected.				*	WARNING: Negative of Hessian not positive definite.			0.00		Algorithm converged.	0.00	NE	0.9999	NE	>999.99		Algorithm converged.	0.00	NE
Nervous system disorders	Neuromyopathy	n/a	495	100.0	1	0.2	498	100.0	0	0.0		*	Quasi-complete separation of data points detected.				*	WARNING: Negative of Hessian not positive definite.			NE		Algorithm converged.	NE	NE	NE	NE	NE		Algorithm converged.	NE	NE
Nervous system disorders	Neuropathy peripheral	n/a	495	100.0	108	21.8	498	100.0	105	21.1	1.04		Convergence criterion (GCONV=1E-8) satisfied.	0.77	1.41	0.007		Algorithm converged.	-0.044	0.058	1.03		Algorithm converged.	0.82	1.31	0.7782	NE	0.97		Algorithm converged.	0.76	1.23
Nervous system disorders	Ophthalmic migraine	n/a	495	100.0	0	0.0	498	100.0	1	0.2		*	Quasi-complete separation of data points detected.				*	WARNING: Negative of Hessian not positive definite.			0.00		Algorithm converged.	0.00	NE	0.9999	NE	>999.99		Algorithm converged.	0.00	NE
Nervous system disorders	Paraesthesia	n/a	495	100.0	30	6.1	498	100.0	20	4.0	1.54		Convergence criterion (GCONV=1E-8) satisfied.	0.86	2.75	0.020		Algorithm converged.	-0.007	0.048	1.51		Algorithm converged.	0.87	2.62	0.1439	NE	0.66		Algorithm converged.	0.38	1.15
Nervous system disorders	Paralysis recurrent laryngeal nerve	n/a	495	100.0	1	0.2	498	100.0	0	0.0		*	Quasi-complete separation of data points detected.				*	WARNING: Negative of Hessian not positive definite.			NE		Algorithm converged.	NE	NE	NE	NE	NE		Algorithm converged.	NE	NE
Nervous system disorders	Parosmia	n/a	495	100.0	3	0.6	498	100.0	2	0.4	1.51		Convergence criterion (GCONV=1E-8) satisfied.	0.25	9.09	0.002		Algorithm converged.	-0.007	0.011	1.51		Algorithm converged.	0.25	8.99	0.6514	NE	0.66		Algorithm converged.	0.11	3.95
Nervous system disorders	Peripheral motor neuropathy	n/a	495	100.0	3	0.6	498	100.0	10	2.0	0.30		Convergence criterion (GCONV=1E-8) satisfied.	0.08	1.09	-0.014		Algorithm converged.	-0.028	0.000	0.30		Algorithm converged.	0.08	1.09	0.0675	NE	3.31		Algorithm converged.	0.92	11.97
Nervous system disorders	Peripheral sensorimotor neuropathy	n/a	495	100.0	2	0.4	498	100.0	1	0.2	2.02		Convergence criterion (GCONV=1E-8) satisfied.	0.18	22.31	0.002		Algorithm converged.	-0.005	0.009	2.01		Algorithm converged.	0.18	22.12	0.5676	NE	0.50		Algorithm converged.	0.05	5.46
Nervous system disorders	Peripheral sensory neuropathy	n/a	495	100.0	96	19.4	498	100.0	106	21.3	0.89		Convergence criterion (GCONV=1E-8) satisfied.	0.65	1.21	-0.019		Algorithm converged.	-0.069	0.031	0.91		Algorithm converged.	0.71	1.17	0.4595	NE	1.10		Algorithm converged.	0.86	1.40
Nervous system disorders	Peroneal nerve palsy	n/a	495	100.0	1	0.2	498	100.0	0	0.0		*	Quasi-complete separation of data points detected.				*	WARNING: Negative of Hessian not positive definite.			NE		Algorithm converged.	NE	NE	NE	NE	NE		Algorithm converged.	NE	NE
Nervous system disorders	Piriformis syndrome	n/a	495	100.0	0	0.0	498	100.0	1	0.2		*	Quasi-complete separation of data points detected.				*	WARNING: Negative of Hessian not positive definite.			0.00		Algorithm converged.	0.00	NE	0.9999	NE	>999.99		Algorithm converged.	0.00	NE
Nervous system disorders	Polyneuropathy	n/a	495	100.0	6	1.2	498	100.0	11	2.2	0.54		Convergence criterion (GCONV=1E-8) satisfied.	0.20	1.48	-0.010		Algorithm converged.	-0.026	0.006	0.55		Algorithm converged.	0.20	1.47	0.2334	NE	1.82		Algorithm converged.	0.68	4.89
Nervous system disorders	Post herpetic neuralgia	n/a	495	100.0	2	0.4	498	100.0	2	0.4	1.01		Convergence criterion (GCONV=1E-8) satisfied.	0.14	7.17	0.000		Algorithm converged.	-0.008	0.008	1.01		Algorithm converged.	0.14	7.11	0.9952	NE	0.99		Algorithm converged.	0.14	7.03
Nervous system disorders	Presyncope	n/a	495	100.0	3	0.6	498	100.0	3	0.6	1.01		Convergence criterion (GCONV=1E-8) satisfied.	0.20	5.01	0.000		Algorithm converged.	-0.010	0.010	1.01		Algorithm converged.	0.20	4.96	0.9941	NE	0.99		Algorithm converged.	0.20	4.90
Nervous system disorders	Restless legs syndrome	n/a	495	100.0	2	0.4	498	100.0	2	0.4	1.01		Convergence criterion (GCONV=1E-8) satisfied.	0.14	7.17	0.000		Algorithm converged.	-0.008	0.008	1.01		Algorithm converged.	0.14	7.11	0.9952	NE	0.99		Algorithm converged.	0.14	7.03
Nervous system disorders	Sciatica	n/a	495	100.0	4	0.8	498	100.0	2	0.4	2.02		Convergence criterion (GCONV=1E-8) satisfied.	0.37	11.08	0.004		Algorithm converged.	-0.006	0.014	2.01		Algorithm converged.	0.37	10.94	0.4182	NE	0.50		Algorithm converged.	0.09	2.70
Nervous system disorders	Seizure	n/a	495	100.0	0	0.0	498	100.0	2	0.4		*	Quasi-complete separation of data points detected.				*	WARNING: Negative of Hessian not positive definite.			0.00		Algorithm converged.	0.00	NE	0.9999	NE	>999.99		Algorithm converged.	0.00	NE
Nervous system disorders	Sensory disturbance	n/a	495	100.0	1	0.2	498	100.0	0	0.0		*	Quasi-complete separation of data points detected.				*	WARNING: Negative of Hessian not positive definite.			NE		Algorithm converged.	NE	NE	NE	NE	NE		Algorithm converged.	NE	NE
Nervous system disorders	Speech disorder	n/a	495	100.0	0	0.0	498	100.0	1	0.2		*	Quasi-complete separation of data points detected.				*	WARNING: Negative of Hessian not positive definite.			0.00		Algorithm converged.	0.00	NE	0.9999	NE	>999.99		Algorithm converged.	0.00	NE
Nervous system disorders	Spinal cord compression	n/a	495	100.0	1	0.2	498	100.0	0	0.0		*	Quasi-complete separation of data points detected.				*	WARNING: Negative of Hessian not positive definite.			NE		Algorithm converged.	NE	NE	NE	NE	NE		Algorithm converged.	NE	NE
Nervous system disorders	Subdural hygroma	n/a	495	100.0	1	0.2	498	100.0	0	0.0		*	Quasi-complete separation of data points detected.				*	WARNING: Negative of Hessian not positive definite.			NE		Algorithm converged.	NE	NE	NE	NE	NE		Algorithm converged.	NE	NE
Nervous system disorders	Syncope	n/a	495	100.0	10	2.0	498	100.0	11	2.2	0.91		Convergence criterion (GCONV=1E-8) satisfied.	0.38	2.17	-0.002		Algorithm converged.	-0.020	0.016	0.91		Algorithm converged.	0.39	2.13	0.8364	NE	1.09		Algorithm converged.	0.47	2.55
Nervous system disorders	Taste disorder	n/a	495	100.0	11	2.2	498	100.0	9	1.8	1.23		Convergence criterion (GCONV=1E-8) satisfied.	0.51	3.01	0.004		Algorithm converged.	-0.013	0.022	1.23		Algorithm converged.	0.51	2.94	0.6422	NE	0.81		Algorithm converged.	0.34	1.95
Nervous system disorders	Transient ischaemic attack	n/a	495	100.0	0	0.0	498	100.0	1	0.2		*	Quasi-complete separation of data points detected.				*	WARNING: Negative of Hessian not positive definite.			0.00		Algorithm converged.	0.00	NE	0.9999	NE	>999.99		Algorithm converged.	0.00	NE
Nervous system disorders	Tremor	n/a	495	100.0	9	1.8	498	100.0	7	1.4	1.30		Convergence criterion (GCONV=1E-8) satisfied.	0.48	3.52	0.004		Algorithm converged.	-0.012	0.020	1.29		Algorithm converged.	0.49	3.45	0.6067	NE	0.77		Algorithm converged.	0.29	2.06
Nervous system disorders	VIth nerve disorder	n/a	495	100.0	0	0.0	498	100.0	2	0.4		*	Quasi-complete separation of data points detected.				*	WARNING: Negative of Hessian not positive definite.			0.00		Algorithm converged.	0.00	NE	0.9999	NE	>999.99		Algorithm converged.	0.00	NE
Psychiatric disorders		n/a	495	100.0	86	17.4	498	100.0	76	15.3	1.17		Convergence criterion (GCONV=1E-8) satisfied.	0.83	1.64	0.021		Algorithm converged.	-0.025	0.067	1.14		Algorithm converged.	0.86	1.51	0.3682	NE	0.88		Algorithm converged.	0.66	1.17
Psychiatric disorders	Adjustment disorder	n/a	495	100.0	1	0.2	498	100.0	1	0.2	1.01		Convergence criterion (GCONV=1E-8) satisfied.	0.06	16.13	0.000		Algorithm converged.	-0.006	0.006	1.01		Algorithm converged.	0.06	16.04	0.9966	NE	0.99		Algorithm converged.	0.06	15.85
Psychiatric disorders	Adjustment disorder with anxiety	n/a	495	100.0	1	0.2	498	100.0	0	0.0		*	Quasi-complete separation of data points detected.				*	WARNING: Negative of Hessian not positive definite.			NE		Algorithm converged.	NE	NE	NE	NE	NE		Algorithm converged.	NE	NE
Psychiatric disorders	Affect lability	n/a	495	100.0	0	0.0	498	100.0	1	0.2		*	Quasi-complete separation of data points detected.				*	WARNING: Negative of Hessian not positive definite.			0.00		Algorithm converged.	0.00	NE	0.9999	NE	>999.99		Algorithm converged.	0.00	NE
Psychiatric disorders	Agitation	n/a	495	100.0	5	1.0	498	100.0	3	0.6	1.68		Convergence criterion (GCONV=1E-8) satisfied.	0.40	7.08	0.004		Algorithm converged.	-0.007	0.015	1.68		Algorithm converged.	0.40	6.98	0.4774	NE	0.60		Algorithm converged.	0.14	2.48
Psychiatric disorders	Agoraphobia	n/a	495	100.0	1	0.2	498	100.0	0	0.0		*	Quasi-complete separation of data points detected.				*	WARNING: Negative of Hessian not positive definite.			NE		Algorithm converged.	NE	NE	NE	NE	NE		Algorithm converged.	NE	NE
Psychiatric disorders	Anxiety	n/a	495	100.0	16	3.2	498	100.0	16	3.2	1.01		Convergence criterion (GCONV=1E-8) satisfied.	0.50	2.04	0.000		Algorithm converged.	-0.022	0.022	1.01		Algorithm converged.	0.51	1.99	0.9861	NE	0.99		Algorithm converged.	0.50	1.97
Psychiatric disorders	Confusional state	n/a	495	100.0	5	1.0	498	100.0	3	0.6	1.68		Convergence criterion (GCONV=1E-8) satisfied.	0.40	7.08	0.004		Algorithm converged.	-0.007	0.015	1.68		Algorithm converged.	0.40	6.98	0.4774	NE	0.60		Algorithm converged.	0.14	2.48
Psychiatric disorders	Delirium	n/a	495	100.0	1	0.2	498	100.0	1	0.2	1.01		Convergence criterion (GCONV=1E-8) satisfied.	0.06	16.13	0.000		Algorithm converged.	-0.006	0.006	1.01		Algorithm converged.	0.06	16.04	0.9966	NE	0.99		Algorithm converged.	0.06	15.85
Psychiatric disorders	Depression	n/a	495	100.0	8	1.6	498	100.0	6	1.2	1.35		Convergence criterion (GCONV=1E-8) satisfied.	0.46	3.91	0.004		Algorithm converged.	-0.011	0.019	1.34		Algorithm converged.	0.47	3.84	0.5839	NE	0.75		Algorithm converged.	0.26	2.13
Psychiatric disorders	Disorientation	n/a	495	100.0	2	0.4	498	100.0	0	0.0		*	Quasi-complete separation of data points detected.				*	ERROR: The mean parameter is either invalid or at a limit of its range for some observations.			NE		Algorithm converged.	NE	NE	NE	NE	NE		Algorithm converged.	NE	NE
Psychiatric disorders	Emotional distress	n/a	495	100.0	0	0.0	498	100.0	1	0.2		*	Quasi-complete separation of data points detected.				*	WARNING: Negative of Hessian not positive definite.			0.00		Algorithm converged.	0.00	NE	0.9999	NE	>999.99		Algorithm converged.	0.00	NE
Psychiatric disorders	Insomnia	n/a	495	100.0	48	9.7	498	100.0	47	9.4	1.03		Convergence criterion (GCONV=1E-8) satisfied.	0.68	1.57	0.003		Algorithm converged.	-0.034	0.039	1.03		Algorithm converged.	0.70	1.51	0.8896	NE	0.97		Algorithm converged.	0.66	1.43
Psychiatric disorders	Irritability	n/a	495	100.0	3	0.6	498	100.0	2	0.4	1.51		Convergence criterion (GCONV=1E-8) satisfied.	0.25	9.09	0.002		Algorithm converged.	-0.007	0.011	1.51		Algorithm converged.	0.25	8.99	0.6514	NE	0.66		Algorithm converged.	0.11	3.95
Psychiatric disorders	Libido decreased	n/a	495	100.0	1	0.2	498	100.0	0	0.0		*	Quasi-complete separation of data points detected.				*	WARNING: Negative of Hessian not positive definite.			NE		Algorithm converged.	NE	NE	NE	NE	NE		Algorithm converged.	NE	NE
Psychiatric disorders	Mental disorder	n/a	495	100.0	1	0.2	498	100.0	0	0.0		*	Quasi-complete separation of data points detected.				*	WARNING: Negative of Hessian not positive definite.			NE		Algorithm converged.	NE	NE	NE	NE	NE		Algorithm converged.	NE	NE
Psychiatric disorders	Mental status changes	n/a	495	100.0	2	0.4	498	100.0	0	0.0		*	Quasi-complete separation of data points detected.				*	ERROR: The mean parameter is either invalid or at a limit of its range for some observations.			NE		Algorithm converged.	NE	NE	NE	NE	NE		Algorithm converged.	NE	NE
Psychiatric disorders	Mixed anxiety and depressive disorder	n/a	495	100.0	1	0.2	498	100.0	1	0.2	1.01		Convergence criterion (GCONV=1E-8) satisfied.	0.06	16.13	0.000		Algorithm converged.	-0.006	0.006	1.01		Algorithm converged.	0.06	16.04	0.9966	NE	0.99		Algorithm converged.	0.06	15.85
Psychiatric disorders	Mood altered	n/a	495	100.0	2	0.4	498	100.0	0	0.0		*	Quasi-complete separation of data points detected.				*	ERROR: The mean parameter is either invalid or at a limit of its range for some observations.			NE		Algorithm converged.	NE	NE	NE	NE	NE		Algorithm converged.	NE	NE
Psychiatric disorders	Mood swings	n/a	495	100.0	0	0.0	498	100.0	1	0.2		*	Quasi-complete separation of data points detected.				*	WARNING: Negative of Hessian not positive definite.			0.00		Algorithm converged.	0.00	NE	0.9999	NE	>999.99		Algorithm converged.	0.00	NE
Psychiatric disorders	Panic disorder	n/a	495	100.0	0	0.0	498	100.0	1	0.2		*	Quasi-complete separation of data points detected.				*	WARNING: Negative of Hessian not positive definite.			0.00		Algorithm converged.	0.00	NE	0.9999	NE	>999.99		Algorithm converged.	0.00	NE
Psychiatric disorders	Personality change	n/a	495	100.0	1	0.2	498	100.0	0	0.0		*	Quasi-complete separation of data points detected.				*	WARNING: Negative of Hessian not positive definite.			NE		Algorithm converged.	NE	NE	NE	NE	NE		Algorithm converged.	NE	NE
Psychiatric disorders	Poor quality sleep	n/a	495	100.0	1	0.2	498	100.0	0	0.0		*	Quasi-complete separation of data points detected.				*	WARNING: Negative of Hessian not positive definite.			NE		Algorithm converged.	NE	NE	NE	NE	NE		Algorithm converged.	NE	NE
Psychiatric disorders	Restlessness	n/a	495	100.0	0	0.0	498	100.0	1	0.2		*	Quasi-complete separation of data points detected.				*	WARNING: Negative of Hessian not positive definite.			0.00		Algorithm converged.	0.00	NE	0.9999	NE	>999.99		Algorithm converged.	0.00	NE
Psychiatric disorders	Sleep disorder	n/a	495	100.0	2	0.4	498	100.0	4	0.8	0.50		Convergence criterion (GCONV=1E-8) satisfied.	0.09	2.75	-0.004		Algorithm converged.	-0.014	0.006	0.50		Algorithm converged.	0.09	2.73	0.4263	NE	1.99		Algorithm converged.	0.37	10.80
Psychiatric disorders	Stress	n/a	495	100.0	1	0.2	498	100.0	0	0.0		*	Quasi-complete separation of data points detected.				*	WARNING: Negative of Hessian not positive definite.			NE		Algorithm converged.	NE	NE	NE	NE	NE		Algorithm converged.	NE	NE
Psychiatric disorders	Suicidal ideation	n/a	495	100.0	1	0.2	498	100.0	0	0.0		*	Quasi-complete separation of data points detected.				*	WARNING: Negative of Hessian not positive definite.			NE		Algorithm converged.	NE	NE	NE	NE	NE		Algorithm converged.	NE	NE
Renal and urinary disorders		n/a	495	100.0	52	10.5	498	100.0	39	7.8	1.38		Convergence criterion (GCONV=1E-8) satisfied.	0.89	2.13	0.027		Algorithm converged.	-0.009	0.063	1.34		Algorithm converged.	0.90	1.99	0.1461	NE	0.75		Algorithm converged.	0.50	1.11
Renal and urinary disorders	Acute kidney injury	n/a	495	100.0	11	2.2	498	100.0	3	0.6	3.75		Convergence criterion (GCONV=1E-8) satisfied.	1.04	13.52	0.016		Algorithm converged.	0.002	0.031	3.69		Algorithm converged.	1.04	13.14	0.0440	NE	0.27		Algorithm converged.	0.08	0.97
Renal and urinary disorders	Atonic urinary bladder	n/a	495	100.0	1	0.2	498	100.0	0	0.0		*	Quasi-complete separation of data points detected.				*	WARNING: Negative of Hessian not positive definite.			NE		Algorithm converged.	NE	NE	NE	NE	NE		Algorithm converged.	NE	NE
Renal and urinary disorders	Bladder spasm	n/a	495	100.0	1	0.2	498	100.0	0	0.0		*	Quasi-complete separation of data points detected.				*	WARNING: Negative of Hessian not positive definite.			NE		Algorithm converged.	NE	NE	NE	NE	NE		Algorithm converged.	NE	NE
Renal and urinary disorders	Chromaturia	n/a	495	100.0	1	0.2	498	100.0	0	0.0		*	Quasi-complete separation of data points detected.				*	WARNING: Negative of Hessian not positive definite.			NE		Algorithm converged.	NE	NE	NE	NE	NE		Algorithm converged.	NE	NE
Renal and urinary disorders	Chronic kidney disease	n/a	495	100.0	2	0.4	498	100.0	1	0.2	2.02		Convergence criterion (GCONV=1E-8) satisfied.	0.18	22.31	0.002		Algorithm converged.	-0.005	0.009	2.01		Algorithm converged.	0.18	22.12	0.5676	NE	0.50		Algorithm converged.	0.05	5.46
Renal and urinary disorders	Cystitis haemorrhagic	n/a	495	100.0	0	0.0	498	100.0	1	0.2		*	Quasi-complete separation of data points detected.				*	WARNING: Negative of Hessian not positive definite.			0.00		Algorithm converged.	0.00	NE	0.9999	NE	>999.99		Algorithm converged.	0.00	NE
Renal and urinary disorders	Cystitis noninfective	n/a	495	100.0	1	0.2	498	100.0	1	0.2	1.01		Convergence criterion (GCONV=1E-8) satisfied.	0.06	16.13	0.000		Algorithm converged.	-0.006	0.006	1.01		Algorithm converged.	0.06	16.04	0.9966	NE	0.99		Algorithm converged.	0.06	15.85
Renal and urinary disorders	Dysuria	n/a	495	100.0	15	3.0	498	100.0	10	2.0	1.52		Convergence criterion (GCONV=1E-8) satisfied.	0.68	3.43	0.010		Algorithm converged.	-0.009	0.030	1.51		Algorithm converged.	0.68	3.33	0.3075	NE	0.66		Algorithm converged.	0.30	1.46
Renal and urinary disorders	Haematuria	n/a	495	100.0	4	0.8	498	100.0	4	0.8	1.01		Convergence criterion (GCONV=1E-8) satisfied.	0.25	4.05	0.000		Algorithm converged.	-0.011	0.011	1.01		Algorithm converged.	0.25	4.00	0.9932	NE	0.99		Algorithm converged.	0.25	3.95
Renal and urinary disorders	Hydronephrosis	n/a	495	100.0	1	0.2	498	100.0	0	0.0		*	Quasi-complete separation of data points detected.				*	WARNING: Negative of Hessian not positive definite.			NE		Algorithm converged.	NE	NE	NE	NE	NE		Algorithm converged.	NE	NE
Renal and urinary disorders	Micturition urgency	n/a	495	100.0	5	1.0	498	100.0	1	0.2	5.07		Convergence criterion (GCONV=1E-8) satisfied.	0.59	43.57	0.008		Algorithm converged.	-0.002	0.018	5.03		Algorithm converged.	0.59	42.90	0.1396	NE	0.20		Algorithm converged.	0.02	1.70
Renal and urinary disorders	Nephrolithiasis	n/a	495	100.0	1	0.2	498	100.0	0	0.0		*	Quasi-complete separation of data points detected.				*	WARNING: Negative of Hessian not positive definite.			NE		Algorithm converged.	NE	NE	NE	NE	NE		Algorithm converged.	NE	NE
Renal and urinary disorders	Nocturia	n/a	495	100.0	3	0.6	498	100.0	3	0.6	1.01		Convergence criterion (GCONV=1E-8) satisfied.	0.20	5.01	0.000		Algorithm converged.	-0.010	0.010	1.01		Algorithm converged.	0.20	4.96	0.9941	NE	0.99		Algorithm converged.	0.20	4.90
Renal and urinary disorders	Oliguria	n/a	495	100.0	1	0.2	498	100.0	1	0.2	1.01		Convergence criterion (GCONV=1E-8) satisfied.	0.06	16.13	0.000		Algorithm converged.	-0.006	0.006	1.01		Algorithm converged.	0.06	16.04	0.9966	NE	0.99		Algorithm converged.	0.06	15.85
Renal and urinary disorders	Pollakiuria	n/a	495	100.0	3	0.6	498	100.0	4	0.8	0.75		Convergence criterion (GCONV=1E-8) satisfied.	0.17	3.38	-0.002		Algorithm converged.	-0.012	0.008	0.75		Algorithm converged.	0.17	3.35	0.7114	NE	1.33		Algorithm converged.	0.30	5.89
Renal and urinary disorders	Polyuria	n/a	495	100.0	1	0.2	498	100.0	1	0.2	1.01		Convergence criterion (GCONV=1E-8) satisfied.	0.06	16.13	0.000		Algorithm converged.	-0.006	0.006	1.01		Algorithm converged.	0.06	16.04	0.9966	NE	0.99		Algorithm converged.	0.06	15.85
Renal and urinary disorders	Proteinuria	n/a	495	100.0	0	0.0	498	100.0	1	0.2		*	Quasi-complete separation of data points detected.				*	WARNING: Negative of Hessian not positive definite.			0.00		Algorithm converged.	0.00	NE	0.9999	NE	>999.99		Algorithm converged.	0.00	NE
Renal and urinary disorders	Renal colic	n/a	495	100.0	0	0.0	498	100.0	1	0.2		*	Quasi-complete separation of data points detected.				*	WARNING: Negative of Hessian not positive definite.			0.00		Algorithm converged.	0.00	NE	0.9999	NE	>999.99		Algorithm converged.	0.00	NE
Renal and urinary disorders	Renal failure	n/a	495	100.0	2	0.4	498	100.0	4	0.8	0.50		Convergence criterion (GCONV=1E-8) satisfied.	0.09	2.75	-0.004		Algorithm converged.	-0.014	0.006	0.50		Algorithm converged.	0.09	2.73	0.4263	NE	1.99		Algorithm converged.	0.37	10.80
Renal and urinary disorders	Renal impairment	n/a	495	100.0	1	0.2	498	100.0	1	0.2	1.01		Convergence criterion (GCONV=1E-8) satisfied.	0.06	16.13	0.000		Algorithm converged.	-0.006	0.006	1.01		Algorithm converged.	0.06	16.04	0.9966	NE	0.99		Algorithm converged.	0.06	15.85
Renal and urinary disorders	Renal pain	n/a	495	100.0	0	0.0	498	100.0	1	0.2		*	Quasi-complete separation of data points detected.				*	WARNING: Negative of Hessian not positive definite.			0.00		Algorithm converged.	0.00	NE	0.9999	NE	>999.99		Algorithm converged.	0.00	NE
Renal and urinary disorders	Urge incontinence	n/a	495	100.0	1	0.2	498	100.0	0	0.0		*	Quasi-complete separation of data points detected.				*	WARNING: Negative of Hessian not positive definite.			NE		Algorithm converged.	NE	NE	NE	NE	NE		Algorithm converged.	NE	NE
Renal and urinary disorders	Urinary incontinence	n/a	495	100.0	1	0.2	498	100.0	2	0.4	0.50		Convergence criterion (GCONV=1E-8) satisfied.	0.05	5.55	-0.002		Algorithm converged.	-0.009	0.005	0.50		Algorithm converged.	0.05	5.53	0.5743	NE	1.99		Algorithm converged.	0.18	21.85
Renal and urinary disorders	Urinary retention	n/a	495	100.0	3	0.6	498	100.0	6	1.2	0.50		Convergence criterion (GCONV=1E-8) satisfied.	0.12	2.01	-0.006		Algorithm converged.	-0.018	0.006	0.50		Algorithm converged.	0.13	2.00	0.3292	NE	1.99		Algorithm converged.	0.50	7.90
Renal and urinary disorders	Urinary tract disorder	n/a	495	100.0	0	0.0	498	100.0	1	0.2		*	Quasi-complete separation of data points detected.				*	WARNING: Negative of Hessian not positive definite.			0.00		Algorithm converged.	0.00	NE	0.9999	NE	>999.99		Algorithm converged.	0.00	NE
Renal and urinary disorders	Urinary tract obstruction	n/a	495	100.0	0	0.0	498	100.0	1	0.2		*	Quasi-complete separation of data points detected.				*	WARNING: Negative of Hessian not positive definite.			0.00		Algorithm converged.	0.00	NE	0.9999	NE	>999.99		Algorithm converged.	0.00	NE
Renal and urinary disorders	Urinary tract pain	n/a	495	100.0	1	0.2	498	100.0	2	0.4	0.50		Convergence criterion (GCONV=1E-8) satisfied.	0.05	5.55	-0.002		Algorithm converged.	-0.009	0.005	0.50		Algorithm converged.	0.05	5.53	0.5743	NE	1.99		Algorithm converged.	0.18	21.85
Renal and urinary disorders	Urine flow decreased	n/a	495	100.0	0	0.0	498	100.0	1	0.2		*	Quasi-complete separation of data points detected.				*	WARNING: Negative of Hessian not positive definite.			0.00		Algorithm converged.	0.00	NE	0.9999	NE	>999.99		Algorithm converged.	0.00	NE
Reproductive system and breast disorders		n/a	495	100.0	17	3.4	498	100.0	17	3.4	1.01		Convergence criterion (GCONV=1E-8) satisfied.	0.51	1.99	0.000		Algorithm converged.	-0.022	0.023	1.01		Algorithm converged.	0.52	1.95	0.9857	NE	0.99		Algorithm converged.	0.51	1.92
Reproductive system and breast disorders	Amenorrhoea	n/a	495	100.0	3	0.6	498	100.0	0	0.0		*	Quasi-complete separation of data points detected.				*	WARNING: The relative Hessian convergence criterion of 21.631637649 is greater than the limit of 0.0001. The convergence is questionable.			NE		Algorithm converged.	NE	NE	NE	NE	NE		Algorithm converged.	NE	NE
Reproductive system and breast disorders	Benign prostatic hyperplasia	n/a	495	100.0	0	0.0	498	100.0	1	0.2		*	Quasi-complete separation of data points detected.				*	WARNING: Negative of Hessian not positive definite.			0.00		Algorithm converged.	0.00	NE	0.9999	NE	>999.99		Algorithm converged.	0.00	NE
Reproductive system and breast disorders	Breast pain	n/a	495	100.0	2	0.4	498	100.0	0	0.0		*	Quasi-complete separation of data points detected.				*	ERROR: The mean parameter is either invalid or at a limit of its range for some observations.			NE		Algorithm converged.	NE	NE	NE	NE	NE		Algorithm converged.	NE	NE
Reproductive system and breast disorders	Erectile dysfunction	n/a	495	100.0	0	0.0	498	100.0	1	0.2		*	Quasi-complete separation of data points detected.				*	WARNING: Negative of Hessian not positive definite.			0.00		Algorithm converged.	0.00	NE	0.9999	NE	>999.99		Algorithm converged.	0.00	NE
Reproductive system and breast disorders	Female genital tract fistula	n/a	495	100.0	1	0.2	498	100.0	0	0.0		*	Quasi-complete separation of data points detected.				*	WARNING: Negative of Hessian not positive definite.			NE		Algorithm converged.	NE	NE	NE	NE	NE		Algorithm converged.	NE	NE
Reproductive system and breast disorders	Genital discharge	n/a	495	100.0	0	0.0	498	100.0	1	0.2		*	Quasi-complete separation of data points detected.				*	WARNING: Negative of Hessian not positive definite.			0.00		Algorithm converged.	0.00	NE	0.9999	NE	>999.99		Algorithm converged.	0.00	NE
Reproductive system and breast disorders	Genital haemorrhage	n/a	495	100.0	0	0.0	498	100.0	1	0.2		*	Quasi-complete separation of data points detected.				*	WARNING: Negative of Hessian not positive definite.			0.00		Algorithm converged.	0.00	NE	0.9999	NE	>999.99		Algorithm converged.	0.00	NE
Reproductive system and breast disorders	Intermenstrual bleeding	n/a	495	100.0	1	0.2	498	100.0	0	0.0		*	Quasi-complete separation of data points detected.				*	WARNING: Negative of Hessian not positive definite.			NE		Algorithm converged.	NE	NE	NE	NE	NE		Algorithm converged.	NE	NE
Reproductive system and breast disorders	Menopausal symptoms	n/a	495	100.0	1	0.2	498	100.0	1	0.2	1.01		Convergence criterion (GCONV=1E-8) satisfied.	0.06	16.13	0.000		Algorithm converged.	-0.006	0.006	1.01		Algorithm converged.	0.06	16.04	0.9966	NE	0.99		Algorithm converged.	0.06	15.85
Reproductive system and breast disorders	Menstruation irregular	n/a	495	100.0	0	0.0	498	100.0	2	0.4		*	Quasi-complete separation of data points detected.				*	WARNING: Negative of Hessian not positive definite.			0.00		Algorithm converged.	0.00	NE	0.9999	NE	>999.99		Algorithm converged.	0.00	NE
Reproductive system and breast disorders	Pelvic pain	n/a	495	100.0	2	0.4	498	100.0	4	0.8	0.50		Convergence criterion (GCONV=1E-8) satisfied.	0.09	2.75	-0.004		Algorithm converged.	-0.014	0.006	0.50		Algorithm converged.	0.09	2.73	0.4263	NE	1.99		Algorithm converged.	0.37	10.80
Reproductive system and breast disorders	Perineal rash	n/a	495	100.0	1	0.2	498	100.0	0	0.0		*	Quasi-complete separation of data points detected.				*	WARNING: Negative of Hessian not positive definite.			NE		Algorithm converged.	NE	NE	NE	NE	NE		Algorithm converged.	NE	NE
Reproductive system and breast disorders	Prostatitis	n/a	495	100.0	1	0.2	498	100.0	1	0.2	1.01		Convergence criterion (GCONV=1E-8) satisfied.	0.06	16.13	0.000		Algorithm converged.	-0.006	0.006	1.01		Algorithm converged.	0.06	16.04	0.9966	NE	0.99		Algorithm converged.	0.06	15.85
Reproductive system and breast disorders	Pruritus genital	n/a	495	100.0	1	0.2	498	100.0	0	0.0		*	Quasi-complete separation of data points detected.				*	WARNING: Negative of Hessian not positive definite.			NE		Algorithm converged.	NE	NE	NE	NE	NE		Algorithm converged.	NE	NE
Reproductive system and breast disorders	Scrotal pain	n/a	495	100.0	0	0.0	498	100.0	1	0.2		*	Quasi-complete separation of data points detected.				*	WARNING: Negative of Hessian not positive definite.			0.00		Algorithm converged.	0.00	NE	0.9999	NE	>999.99		Algorithm converged.	0.00	NE
Reproductive system and breast disorders	Uterine pain	n/a	495	100.0	1	0.2	498	100.0	0	0.0		*	Quasi-complete separation of data points detected.				*	WARNING: Negative of Hessian not positive definite.			NE		Algorithm converged.	NE	NE	NE	NE	NE		Algorithm converged.	NE	NE
Reproductive system and breast disorders	Vaginal fistula	n/a	495	100.0	0	0.0	498	100.0	1	0.2		*	Quasi-complete separation of data points detected.				*	WARNING: Negative of Hessian not positive definite.			0.00		Algorithm converged.	0.00	NE	0.9999	NE	>999.99		Algorithm converged.	0.00	NE
Reproductive system and breast disorders	Vaginal haemorrhage	n/a	495	100.0	2	0.4	498	100.0	1	0.2	2.02		Convergence criterion (GCONV=1E-8) satisfied.	0.18	22.31	0.002		Algorithm converged.	-0.005	0.009	2.01		Algorithm converged.	0.18	22.12	0.5676	NE	0.50		Algorithm converged.	0.05	5.46
Reproductive system and breast disorders	Vulvovaginal dryness	n/a	495	100.0	2	0.4	498	100.0	1	0.2	2.02		Convergence criterion (GCONV=1E-8) satisfied.	0.18	22.31	0.002		Algorithm converged.	-0.005	0.009	2.01		Algorithm converged.	0.18	22.12	0.5676	NE	0.50		Algorithm converged.	0.05	5.46
Reproductive system and breast disorders	Vulvovaginal inflammation	n/a	495	100.0	1	0.2	498	100.0	0	0.0		*	Quasi-complete separation of data points detected.				*	WARNING: Negative of Hessian not positive definite.			NE		Algorithm converged.	NE	NE	NE	NE	NE		Algorithm converged.	NE	NE
Reproductive system and breast disorders	Vulvovaginal pruritus	n/a	495	100.0	1	0.2	498	100.0	3	0.6	0.33		Convergence criterion (GCONV=1E-8) satisfied.	0.03	3.22	-0.004		Algorithm converged.	-0.012	0.004	0.34		Algorithm converged.	0.04	3.21	0.3433	NE	2.98		Algorithm converged.	0.31	28.57
Respiratory, thoracic and mediastinal disorders		n/a	495	100.0	192	38.8	498	100.0	179	35.9	1.13		Convergence criterion (GCONV=1E-8) satisfied.	0.87	1.46	0.028		Algorithm converged.	-0.032	0.089	1.08		Algorithm converged.	0.92	1.27	0.3546	NE	0.93		Algorithm converged.	0.79	1.09
Respiratory, thoracic and mediastinal disorders	Acute respiratory distress syndrome	n/a	495	100.0	0	0.0	498	100.0	1	0.2		*	Quasi-complete separation of data points detected.				*	WARNING: Negative of Hessian not positive definite.			0.00		Algorithm converged.	0.00	NE	0.9999	NE	>999.99		Algorithm converged.	0.00	NE
Respiratory, thoracic and mediastinal disorders	Acute respiratory failure	n/a	495	100.0	0	0.0	498	100.0	1	0.2		*	Quasi-complete separation of data points detected.				*	WARNING: Negative of Hessian not positive definite.			0.00		Algorithm converged.	0.00	NE	0.9999	NE	>999.99		Algorithm converged.	0.00	NE
Respiratory, thoracic and mediastinal disorders	Allergic cough	n/a	495	100.0	1	0.2	498	100.0	0	0.0		*	Quasi-complete separation of data points detected.				*	WARNING: Negative of Hessian not positive definite.			NE		Algorithm converged.	NE	NE	NE	NE	NE		Algorithm converged.	NE	NE
Respiratory, thoracic and mediastinal disorders	Aphonia	n/a	495	100.0	0	0.0	498	100.0	1	0.2		*	Quasi-complete separation of data points detected.				*	WARNING: Negative of Hessian not positive definite.			0.00		Algorithm converged.	0.00	NE	0.9999	NE	>999.99		Algorithm converged.	0.00	NE
Respiratory, thoracic and mediastinal disorders	Asthma	n/a	495	100.0	1	0.2	498	100.0	1	0.2	1.01		Convergence criterion (GCONV=1E-8) satisfied.	0.06	16.13	0.000		Algorithm converged.	-0.006	0.006	1.01		Algorithm converged.	0.06	16.04	0.9966	NE	0.99		Algorithm converged.	0.06	15.85
Respiratory, thoracic and mediastinal disorders	Atelectasis	n/a	495	100.0	1	0.2	498	100.0	1	0.2	1.01		Convergence criterion (GCONV=1E-8) satisfied.	0.06	16.13	0.000		Algorithm converged.	-0.006	0.006	1.01		Algorithm converged.	0.06	16.04	0.9966	NE	0.99		Algorithm converged.	0.06	15.85

Respiratory, thoracic and mediastinal disorders	Bronchospasm	n/a	495	100.0	2	0.4	498	100.0	1	0.2	2.02		Convergence criterion (GCONV=1E-8) satisfied.	0.18	22.31	0.002		Algorithm converged.	-0.005	0.009	2.01		Algorithm converged.	0.18	22.12	0.5676	NE	0.50		Algorithm converged.	0.05	5.46
Respiratory, thoracic and mediastinal disorders	Catarrh	n/a	495	100.0	0	0.0	498	100.0	1	0.2		*	Quasi-complete separation of data points detected.				*	WARNING: Negative of Hessian not positive definite.			0.00		Algorithm converged.	0.00	NE	0.9999	NE	>999.99		Algorithm converged.	0.00	NE
Respiratory, thoracic and mediastinal disorders	Choking sensation	n/a	495	100.0	1	0.2	498	100.0	0	0.0		*	Quasi-complete separation of data points detected.				*	WARNING: Negative of Hessian not positive definite.			NE		Algorithm converged.	NE	NE	NE	NE	NE		Algorithm converged.	NE	NE
Respiratory, thoracic and mediastinal disorders	Chronic obstructive pulmonary disease	n/a	495	100.0	0	0.0	498	100.0	1	0.2		*	Quasi-complete separation of data points detected.				*	WARNING: Negative of Hessian not positive definite.			0.00		Algorithm converged.	0.00	NE	0.9999	NE	>999.99		Algorithm converged.	0.00	NE
Respiratory, thoracic and mediastinal disorders	Cough	n/a	495	100.0	61	12.3	498	100.0	55	11.0	1.13		Convergence criterion (GCONV=1E-8) satisfied.	0.77	1.67	0.013		Algorithm converged.	-0.027	0.053	1.12		Algorithm converged.	0.79	1.57	0.5307	NE	0.90		Algorithm converged.	0.64	1.26
Respiratory, thoracic and mediastinal disorders	Dry throat	n/a	495	100.0	0	0.0	498	100.0	1	0.2		*	Quasi-complete separation of data points detected.				*	WARNING: Negative of Hessian not positive definite.			0.00		Algorithm converged.	0.00	NE	0.9999	NE	>999.99		Algorithm converged.	0.00	NE
Respiratory, thoracic and mediastinal disorders	Dysphonia	n/a	495	100.0	5	1.0	498	100.0	7	1.4	0.72		Convergence criterion (GCONV=1E-8) satisfied.	0.23	2.27	-0.004		Algorithm converged.	-0.018	0.010	0.72		Algorithm converged.	0.23	2.25	0.5703	NE	1.39		Algorithm converged.	0.44	4.35
Respiratory, thoracic and mediastinal disorders	Dyspnoea	n/a	495	100.0	49	9.9	498	100.0	37	7.4	1.37		Convergence criterion (GCONV=1E-8) satisfied.	0.88	2.14	0.025		Algorithm converged.	-0.010	0.060	1.33		Algorithm converged.	0.89	2.00	0.1684	NE	0.75		Algorithm converged.	0.50	1.13
Respiratory, thoracic and mediastinal disorders	Dyspnoea exertional	n/a	495	100.0	9	1.8	498	100.0	9	1.8	1.01		Convergence criterion (GCONV=1E-8) satisfied.	0.40	2.56	0.000		Algorithm converged.	-0.016	0.017	1.01		Algorithm converged.	0.40	2.51	0.9897	NE	0.99		Algorithm converged.	0.40	2.48
Respiratory, thoracic and mediastinal disorders	Epistaxis	n/a	495	100.0	11	2.2	498	100.0	6	1.2	1.86		Convergence criterion (GCONV=1E-8) satisfied.	0.68	5.08	0.010		Algorithm converged.	-0.006	0.026	1.84		Algorithm converged.	0.69	4.95	0.2241	NE	0.54		Algorithm converged.	0.20	1.45
Respiratory, thoracic and mediastinal disorders	Hiccups	n/a	495	100.0	6	1.2	498	100.0	11	2.2	0.54		Convergence criterion (GCONV=1E-8) satisfied.	0.20	1.48	-0.010		Algorithm converged.	-0.026	0.006	0.55		Algorithm converged.	0.20	1.47	0.2334	NE	1.82		Algorithm converged.	0.68	4.89
Respiratory, thoracic and mediastinal disorders	Hydrothorax	n/a	495	100.0	1	0.2	498	100.0	0	0.0		*	Quasi-complete separation of data points detected.				*	WARNING: Negative of Hessian not positive definite.			NE		Algorithm converged.	NE	NE	NE	NE	NE		Algorithm converged.	NE	NE
Respiratory, thoracic and mediastinal disorders	Hypoxia	n/a	495	100.0	12	2.4	498	100.0	4	0.8	3.07		Convergence criterion (GCONV=1E-8) satisfied.	0.98	9.58	0.016		Algorithm converged.	0.001	0.032	3.02		Algorithm converged.	0.98	9.29	0.0542	NE	0.33		Algorithm converged.	0.11	1.02
Respiratory, thoracic and mediastinal disorders	Interstitial lung disease	n/a	495	100.0	2	0.4	498	100.0	3	0.6	0.67		Convergence criterion (GCONV=1E-8) satisfied.	0.11	4.02	-0.002		Algorithm converged.	-0.011	0.007	0.67		Algorithm converged.	0.11	4.00	0.6609	NE	1.49		Algorithm converged.	0.25	8.88
Respiratory, thoracic and mediastinal disorders	Laryngeal obstruction	n/a	495	100.0	1	0.2	498	100.0	0	0.0		*	Quasi-complete separation of data points detected.				*	WARNING: Negative of Hessian not positive definite.			NE		Algorithm converged.	NE	NE	NE	NE	NE		Algorithm converged.	NE	NE
Respiratory, thoracic and mediastinal disorders	Laryngeal oedema	n/a	495	100.0	0	0.0	498	100.0	1	0.2		*	Quasi-complete separation of data points detected.				*	WARNING: Negative of Hessian not positive definite.			0.00		Algorithm converged.	0.00	NE	0.9999	NE	>999.99		Algorithm converged.	0.00	NE
Respiratory, thoracic and mediastinal disorders	Lower respiratory tract congestion	n/a	495	100.0	2	0.4	498	100.0	0	0.0		*	Quasi-complete separation of data points detected.				*	ERROR: The mean parameter is either invalid or at a limit of its range for some observations.			NE		Algorithm converged.	NE	NE	NE	NE	NE		Algorithm converged.	NE	NE
Respiratory, thoracic and mediastinal disorders	Lung cyst	n/a	495	100.0	1	0.2	498	100.0	0	0.0		*	Quasi-complete separation of data points detected.				*	WARNING: Negative of Hessian not positive definite.			NE		Algorithm converged.	NE	NE	NE	NE	NE		Algorithm converged.	NE	NE
Respiratory, thoracic and mediastinal disorders	Lung disorder	n/a	495	100.0	1	0.2	498	100.0	1	0.2	1.01		Convergence criterion (GCONV=1E-8) satisfied.	0.06	16.13	0.000		Algorithm converged.	-0.006	0.006	1.01		Algorithm converged.	0.06	16.04	0.9966	NE	0.99		Algorithm converged.	0.06	15.85
Respiratory, thoracic and mediastinal disorders	Lung infiltration	n/a	495	100.0	1	0.2	498	100.0	0	0.0		*	Quasi-complete separation of data points detected.				*	WARNING: Negative of Hessian not positive definite.			NE		Algorithm converged.	NE	NE	NE	NE	NE		Algorithm converged.	NE	NE
Respiratory, thoracic and mediastinal disorders	Lung opacity	n/a	495	100.0	0	0.0	498	100.0	1	0.2		*	Quasi-complete separation of data points detected.				*	WARNING: Negative of Hessian not positive definite.			0.00		Algorithm converged.	0.00	NE	0.9999	NE	>999.99		Algorithm converged.	0.00	NE
Respiratory, thoracic and mediastinal disorders	Nasal congestion	n/a	495	100.0	15	3.0	498	100.0	11	2.2	1.38		Convergence criterion (GCONV=1E-8) satisfied.	0.63	3.04	0.008		Algorithm converged.	-0.012	0.028	1.37		Algorithm converged.	0.64	2.96	0.4197	NE	0.73		Algorithm converged.	0.34	1.57
Respiratory, thoracic and mediastinal disorders	Nasal discomfort	n/a	495	100.0	1	0.2	498	100.0	0	0.0		*	Quasi-complete separation of data points detected.				*	WARNING: Negative of Hessian not positive definite.			NE		Algorithm converged.	NE	NE	NE	NE	NE		Algorithm converged.	NE	NE
Respiratory, thoracic and mediastinal disorders	Nasal dryness	n/a	495	100.0	0	0.0	498	100.0	3	0.6		*	Quasi-complete separation of data points detected.				*	WARNING: Negative of Hessian not positive definite.			0.00		Algorithm converged.	0.00	NE	0.9999	NE	>999.99		Algorithm converged.	0.00	NE
Respiratory, thoracic and mediastinal disorders	Nasal mucosal disorder	n/a	495	100.0	1	0.2	498	100.0	0	0.0		*	Quasi-complete separation of data points detected.				*	WARNING: Negative of Hessian not positive definite.			NE		Algorithm converged.	NE	NE	NE	NE	NE		Algorithm converged.	NE	NE
Respiratory, thoracic and mediastinal disorders	Nasal mucosal hypertrophy	n/a	495	100.0	1	0.2	498	100.0	0	0.0		*	Quasi-complete separation of data points detected.				*	WARNING: Negative of Hessian not positive definite.			NE		Algorithm converged.	NE	NE	NE	NE	NE		Algorithm converged.	NE	NE
Respiratory, thoracic and mediastinal disorders	Nasal obstruction	n/a	495	100.0	1	0.2	498	100.0	0	0.0		*	Quasi-complete separation of data points detected.				*	WARNING: Negative of Hessian not positive definite.			NE		Algorithm converged.	NE	NE	NE	NE	NE		Algorithm converged.	NE	NE
Respiratory, thoracic and mediastinal disorders	Oropharyngeal discomfort	n/a	495	100.0	7	1.4	498	100.0	2	0.4	3.56		Convergence criterion (GCONV=1E-8) satisfied.	0.74	17.20	0.010		Algorithm converged.	-0.002	0.022	3.52		Algorithm converged.	0.74	16.87	0.1153	NE	0.28		Algorithm converged.	0.06	1.36
Respiratory, thoracic and mediastinal disorders	Oropharyngeal pain	n/a	495	100.0	22	4.4	498	100.0	26	5.2	0.84		Convergence criterion (GCONV=1E-8) satisfied.	0.47	1.51	-0.008		Algorithm converged.	-0.034	0.019	0.85		Algorithm converged.	0.49	1.48	0.5689	NE	1.17		Algorithm converged.	0.68	2.04
Respiratory, thoracic and mediastinal disorders	Orthopnoea	n/a	495	100.0	1	0.2	498	100.0	0	0.0		*	Quasi-complete separation of data points detected.				*	WARNING: Negative of Hessian not positive definite.			NE		Algorithm converged.	NE	NE	NE	NE	NE		Algorithm converged.	NE	NE
Respiratory, thoracic and mediastinal disorders	Paranasal sinus hypersecretion	n/a	495	100.0	1	0.2	498	100.0	0	0.0		*	Quasi-complete separation of data points detected.				*	WARNING: Negative of Hessian not positive definite.			NE		Algorithm converged.	NE	NE	NE	NE	NE		Algorithm converged.	NE	NE
Respiratory, thoracic and mediastinal disorders	Pharyngeal erythema	n/a	495	100.0	1	0.2	498	100.0	0	0.0		*	Quasi-complete separation of data points detected.				*	WARNING: Negative of Hessian not positive definite.			NE		Algorithm converged.	NE	NE	NE	NE	NE		Algorithm converged.	NE	NE
Respiratory, thoracic and mediastinal disorders	Pharyngeal inflammation	n/a	495	100.0	0	0.0	498	100.0	1	0.2		*	Quasi-complete separation of data points detected.				*	WARNING: Negative of Hessian not positive definite.			0.00		Algorithm converged.	0.00	NE	0.9999	NE	>999.99		Algorithm converged.	0.00	NE
Respiratory, thoracic and mediastinal disorders	Pharyngeal oedema	n/a	495	100.0	0	0.0	498	100.0	1	0.2		*	Quasi-complete separation of data points detected.				*	WARNING: Negative of Hessian not positive definite.			0.00		Algorithm converged.	0.00	NE	0.9999	NE	>999.99		Algorithm converged.	0.00	NE
Respiratory, thoracic and mediastinal disorders	Pharyngeal paraesthesia	n/a	495	100.0	1	0.2	498	100.0	1	0.2	1.01		Convergence criterion (GCONV=1E-8) satisfied.	0.06	16.13	0.000		Algorithm converged.	-0.006	0.006	1.01		Algorithm converged.	0.06	16.04	0.9966	NE	0.99		Algorithm converged.	0.06	15.85
Respiratory, thoracic and mediastinal disorders	Pharyngeal swelling	n/a	495	100.0	1	0.2	498	100.0	1	0.2	1.01		Convergence criterion (GCONV=1E-8) satisfied.	0.06	16.13	0.000		Algorithm converged.	-0.006	0.006	1.01		Algorithm converged.	0.06	16.04	0.9966	NE	0.99		Algorithm converged.	0.06	15.85
Respiratory, thoracic and mediastinal disorders	Pleural effusion	n/a	495	100.0	6	1.2	498	100.0	4	0.8	1.52		Convergence criterion (GCONV=1E-8) satisfied.	0.43	5.40	0.004		Algorithm converged.	-0.008	0.017	1.51		Algorithm converged.	0.43	5.31	0.5218	NE	0.66		Algorithm converged.	0.19	2.33
Respiratory, thoracic and mediastinal disorders	Pleural thickening	n/a	495	100.0	1	0.2	498	100.0	0	0.0		*	Quasi-complete separation of data points detected.				*	WARNING: Negative of Hessian not positive definite.			NE		Algorithm converged.	NE	NE	NE	NE	NE		Algorithm converged.	NE	NE
Respiratory, thoracic and mediastinal disorders	Pleuritic pain	n/a	495	100.0	1	0.2	498	100.0	0	0.0		*	Quasi-complete separation of data points detected.				*	WARNING: Negative of Hessian not positive definite.			NE		Algorithm converged.	NE	NE	NE	NE	NE		Algorithm converged.	NE	NE
Respiratory, thoracic and mediastinal disorders	Pneumomediastinum	n/a	495	100.0	1	0.2	498	100.0	0	0.0		*	Quasi-complete separation of data points detected.				*	WARNING: Negative of Hessian not positive definite.			NE		Algorithm converged.	NE	NE	NE	NE	NE		Algorithm converged.	NE	NE
Respiratory, thoracic and mediastinal disorders	Pneumonitis	n/a	495	100.0	6	1.2	498	100.0	6	1.2	1.01		Convergence criterion (GCONV=1E-8) satisfied.	0.32	3.14	0.000		Algorithm converged.	-0.014	0.014	1.01		Algorithm converged.	0.33	3.10	0.9916	NE	0.99		Algorithm converged.	0.32	3.06
Respiratory, thoracic and mediastinal disorders	Pneumothorax	n/a	495	100.0	0	0.0	498	100.0	1	0.2		*	Quasi-complete separation of data points detected.				*	WARNING: Negative of Hessian not positive definite.			0.00		Algorithm converged.	0.00	NE	0.9999	NE	>999.99		Algorithm converged.	0.00	NE
Respiratory, thoracic and mediastinal disorders	Productive cough	n/a	495	100.0	10	2.0	498	100.0	12	2.4	0.84		Convergence criterion (GCONV=1E-8) satisfied.	0.36	1.95	-0.004		Algorithm converged.	-0.022	0.014	0.84		Algorithm converged.	0.37	1.92	0.6772	NE	1.19		Algorithm converged.	0.52	2.74
Respiratory, thoracic and mediastinal disorders	Pulmonary embolism	n/a	495	100.0	5	1.0	498	100.0	4	0.8	1.26		Convergence criterion (GCONV=1E-8) satisfied.	0.34	4.72	0.002		Algorithm converged.	-0.010	0.014	1.26		Algorithm converged.	0.34	4.66	0.7315	NE	0.80		Algorithm converged.	0.21	2.94
Respiratory, thoracic and mediastinal disorders	Pulmonary fibrosis	n/a	495	100.0	0	0.0	498	100.0	1	0.2		*	Quasi-complete separation of data points detected.				*	WARNING: Negative of Hessian not positive definite.			0.00		Algorithm converged.	0.00	NE	0.9999	NE	>999.99		Algorithm converged.	0.00	NE
Respiratory, thoracic and mediastinal disorders	Pulmonary oedema	n/a	495	100.0	3	0.6	498	100.0	1	0.2	3.03		Convergence criterion (GCONV=1E-8) satisfied.	0.31	29.23	0.004		Algorithm converged.	-0.004	0.012	3.02		Algorithm converged.	0.32	28.92	0.3380	NE	0.33		Algorithm converged.	0.03	3.17
Respiratory, thoracic and mediastinal disorders	Pulmonary pain	n/a	495	100.0	1	0.2	498	100.0	0	0.0		*	Quasi-complete separation of data points detected.				*	WARNING: Negative of Hessian not positive definite.			NE		Algorithm converged.	NE	NE	NE	NE	NE		Algorithm converged.	NE	NE
Respiratory, thoracic and mediastinal disorders	Respiratory failure	n/a	495	100.0	3	0.6	498	100.0	1	0.2	3.03		Convergence criterion (GCONV=1E-8) satisfied.	0.31	29.23	0.004		Algorithm converged.	-0.004	0.012	3.02		Algorithm converged.	0.32	28.92	0.3380	NE	0.33		Algorithm converged.	0.03	3.17
Respiratory, thoracic and mediastinal disorders	Rhinitis allergic	n/a	495	100.0	10	2.0	498	100.0	4	0.8	2.55		Convergence criterion (GCONV=1E-8) satisfied.	0.79	8.17	0.012		Algorithm converged.	-0.002	0.027	2.52		Algorithm converged.	0.79	7.97	0.1169	NE	0.40		Algorithm converged.	0.13	1.26
Respiratory, thoracic and mediastinal disorders	Rhinorrhoea	n/a	495	100.0	17	3.4	498	100.0	19	3.8	0.90		Convergence criterion (GCONV=1E-8) satisfied.	0.46	1.75	-0.004		Algorithm converged.	-0.027	0.019	0.90		Algorithm converged.	0.47	1.71	0.7483	NE	1.11		Algorithm converged.	0.58	2.11
Respiratory, thoracic and mediastinal disorders	Sinus congestion	n/a	495	100.0	3	0.6	498	100.0	3	0.6	1.01		Convergence criterion (GCONV=1E-8) satisfied.	0.20	5.01	0.000		Algorithm converged.	-0.010	0.010	1.01		Algorithm converged.	0.20	4.96	0.9941	NE	0.99		Algorithm converged.	0.20	4.90
Respiratory, thoracic and mediastinal disorders	Sinus pain	n/a	495	100.0	2	0.4	498	100.0	0	0.0		*	Quasi-complete separation of data points detected.				*	ERROR: The mean parameter is either invalid or at a limit of its range for some observations.			NE		Algorithm converged.	NE	NE	NE	NE	NE		Algorithm converged.	NE	NE
Respiratory, thoracic and mediastinal disorders	Sleep apnoea syndrome	n/a	495	100.0	1	0.2	498	100.0	1	0.2	1.01		Convergence criterion (GCONV=1E-8) satisfied.	0.06	16.13	0.000		Algorithm converged.	-0.006	0.006	1.01		Algorithm converged.	0.06	16.04	0.9966	NE	0.99		Algorithm converged.	0.06	15.85
Respiratory, thoracic and mediastinal disorders	Sneezing	n/a	495	100.0	0	0.0	498	100.0	2	0.4		*	Quasi-complete separation of data points detected.				*	WARNING: Negative of Hessian not positive definite.			0.00		Algorithm converged.	0.00	NE	0.9999	NE	>999.99		Algorithm converged.	0.00	NE
Respiratory, thoracic and mediastinal disorders	Stridor	n/a	495	100.0	1	0.2	498	100.0	0	0.0		*	Quasi-complete separation of data points detected.				*	WARNING: Negative of Hessian not positive definite.			NE		Algorithm converged.	NE	NE	NE	NE	NE		Algorithm converged.	NE	NE
Respiratory, thoracic and mediastinal disorders	Suffocation feeling	n/a	495	100.0	1	0.2	498	100.0	0	0.0		*	Quasi-complete separation of data points detected.				*	WARNING: Negative of Hessian not positive definite.			NE		Algorithm converged.	NE	NE	NE	NE	NE		Algorithm converged.	NE	NE
Respiratory, thoracic and mediastinal disorders	Tachypnoea	n/a	495	100.0	0	0.0	498	100.0	2	0.4		*	Quasi-complete separation of data points detected.				*	WARNING: Negative of Hessian not positive definite.			0.00		Algorithm converged.	0.00	NE	0.9999	NE	>999.99		Algorithm converged.	0.00	NE
Respiratory, thoracic and mediastinal disorders	Throat irritation	n/a	495	100.0	11	2.2	498	100.0	9	1.8	1.23		Convergence criterion (GCONV=1E-8) satisfied.	0.51	3.01	0.004		Algorithm converged.	-0.013	0.022	1.23		Algorithm converged.	0.51	2.94	0.6422	NE	0.81		Algorithm converged.	0.34	1.95
Respiratory, thoracic and mediastinal disorders	Throat tightness	n/a	495	100.0	3	0.6	498	100.0	2	0.4	1.51		Convergence criterion (GCONV=1E-8) satisfied.	0.25	9.09	0.002		Algorithm converged.	-0.007	0.011	1.51		Algorithm converged.	0.25	8.99	0.6514	NE	0.66		Algorithm converged.	0.11	3.95
Respiratory, thoracic and mediastinal disorders	Tonsillar hypertrophy	n/a	495	100.0	0	0.0	498	100.0	1	0.2		*	Quasi-complete separation of data points detected.				*	WARNING: Negative of Hessian not positive definite.			0.00		Algorithm converged.	0.00	NE	0.9999	NE	>999.99		Algorithm converged.	0.00	NE
Respiratory, thoracic and mediastinal disorders	Upper respiratory tract congestion	n/a	495	100.0	1	0.2	498	100.0	0	0.0		*	Quasi-complete separation of data points detected.				*	WARNING: Negative of Hessian not positive definite.			NE		Algorithm converged.	NE	NE	NE	NE	NE		Algorithm converged.	NE	NE
Respiratory, thoracic and mediastinal disorders	Upper respiratory tract inflammation	n/a	495	100.0	0	0.0	498	100.0	1	0.2		*	Quasi-complete separation of data points detected.				*	WARNING: Negative of Hessian not positive definite.			0.00		Algorithm converged.	0.00	NE	0.9999	NE	>999.99		Algorithm converged.	0.00	NE
Respiratory, thoracic and mediastinal disorders	Upper-airway cough syndrome	n/a	495	100.0	2	0.4	498	100.0	4	0.8	0.50		Convergence criterion (GCONV=1E-8) satisfied.	0.09	2.75	-0.004		Algorithm converged.	-0.014	0.006	0.50		Algorithm converged.	0.09	2.73	0.4263	NE	1.99		Algorithm converged.	0.37	10.80
Respiratory, thoracic and mediastinal disorders	Wheezing	n/a	495	100.0	3	0.6	498	100.0	2	0.4	1.51		Convergence criterion (GCONV=1E-8) satisfied.	0.25	9.09	0.002		Algorithm converged.	-0.007	0.011	1.51		Algorithm converged.	0.25	8.99	0.6514	NE	0.66		Algorithm converged.	0.11	3.95
Skin and subcutaneous tissue disorders		n/a	495	100.0	241	48.7	498	100.0	221	44.4	1.19		Convergence criterion (GCONV=1E-8) satisfied.	0.93	1.53	0.043		Algorithm converged.	-0.019	0.105	1.10		Algorithm converged.	0.96	1.25	0.1739	NE	0.91		Algorithm converged.	0.80	1.04
Skin and subcutaneous tissue disorders	Acanthosis nigricans	n/a	495	100.0	0	0.0	498	100.0	1	0.2		*	Quasi-complete separation of data points detected.				*	WARNING: Negative of Hessian not positive definite.			0.00		Algorithm converged.	0.00	NE	0.9999	NE	>999.99		Algorithm converged.	0.00	NE
Skin and subcutaneous tissue disorders	Acne	n/a	495	100.0	0	0.0	498	100.0	1	0.2		*	Quasi-complete separation of data points detected.				*	WARNING: Negative of Hessian not positive definite.			0.00		Algorithm converged.	0.00	NE	0.9999	NE	>999.99		Algorithm converged.	0.00	NE
Skin and subcutaneous tissue disorders	Actinic keratosis	n/a	495	100.0	1	0.2	498	100.0	0	0.0		*	Quasi-complete separation of data points detected.				*	WARNING: Negative of Hessian not positive definite.			NE		Algorithm converged.	NE	NE	NE	NE	NE		Algorithm converged.	NE	NE
Skin and subcutaneous tissue disorders	Alopecia	n/a	495	100.0	132	26.7	498	100.0	130	26.1	1.03		Convergence criterion (GCONV=1E-8) satisfied.	0.78	1.37	0.006		Algorithm converged.	-0.049	0.060	1.02		Algorithm converged.	0.83	1.26	0.8407	NE	0.98		Algorithm converged.	0.80	1.21
Skin and subcutaneous tissue disorders	Angioedema	n/a	495	100.0	0	0.0	498	100.0	1	0.2		*	Quasi-complete separation of data points detected.				*	WARNING: Negative of Hessian not positive definite.			0.00		Algorithm converged.	0.00	NE	0.9999	NE	>999.99		Algorithm converged.	0.00	NE
Skin and subcutaneous tissue disorders	Blister	n/a	495	100.0	1	0.2	498	100.0	0	0.0		*	Quasi-complete separation of data points detected.				*	WARNING: Negative of Hessian not positive definite.			NE		Algorithm converged.	NE	NE	NE	NE	NE		Algorithm converged.	NE	NE
Skin and subcutaneous tissue disorders	Bullous haemorrhagic dermatosis	n/a	495	100.0	1	0.2	498	100.0	0	0.0		*	Quasi-complete separation of data points detected.				*	WARNING: Negative of Hessian not positive definite.			NE		Algorithm converged.	NE	NE	NE	NE	NE		Algorithm converged.	NE	NE
Skin and subcutaneous tissue disorders	Cold sweat	n/a	495	100.0	1	0.2	498	100.0	1	0.2	1.01		Convergence criterion (GCONV=1E-8) satisfied.	0.06	16.13	0.000		Algorithm converged.	-0.006	0.006	1.01		Algorithm converged.	0.06	16.04	0.9966	NE	0.99		Algorithm converged.	0.06	15.85
Skin and subcutaneous tissue disorders	Cutaneous vasculitis	n/a	495	100.0	1	0.2	498	100.0	0	0.0		*	Quasi-complete separation of data points detected.				*	WARNING: Negative of Hessian not positive definite.			NE		Algorithm converged.	NE	NE	NE	NE	NE		Algorithm converged.	NE	NE
Skin and subcutaneous tissue disorders	Decubitus ulcer	n/a	495	100.0	1	0.2	498	100.0	1	0.2	1.01		Convergence criterion (GCONV=1E-8) satisfied.	0.06	16.13	0.000		Algorithm converged.	-0.006	0.006	1.01		Algorithm converged.	0.06	16.04	0.9966	NE	0.99		Algorithm converged.	0.06	15.85
Skin and subcutaneous tissue disorders	Dermal cyst	n/a	495	100.0	1	0.2	498	100.0	1	0.2	1.01		Convergence criterion (GCONV=1E-8) satisfied.	0.06	16.13	0.000		Algorithm converged.	-0.006	0.006	1.01		Algorithm converged.	0.06	16.04	0.9966	NE	0.99		Algorithm converged.	0.06	15.85
Skin and subcutaneous tissue disorders	Dermatitis	n/a	495	100.0	1	0.2	498	100.0	3	0.6	0.33		Convergence criterion (GCONV=1E-8) satisfied.	0.03	3.22	-0.004		Algorithm converged.	-0.012	0.004	0.34		Algorithm converged.	0.04	3.21	0.3433	NE	2.98		Algorithm converged.	0.31	28.57
Skin and subcutaneous tissue disorders	Dermatitis acneiform	n/a	495	100.0	2	0.4	498	100.0	2	0.4	1.01		Convergence criterion (GCONV=1E-8) satisfied.	0.14	7.17	0.000		Algorithm converged.	-0.008	0.008	1.01		Algorithm converged.	0.14	7.11	0.9952	NE	0.99		Algorithm converged.	0.14	7.03
Skin and subcutaneous tissue disorders	Dermatitis allergic	n/a	495	100.0	0	0.0	498	100.0	1	0.2		*	Quasi-complete separation of data points detected.				*	WARNING: Negative of Hessian not positive definite.			0.00		Algorithm converged.	0.00	NE	0.9999	NE	>999.99		Algorithm converged.	0.00	NE
Skin and subcutaneous tissue disorders	Dermatitis bullous	n/a	495	100.0	1	0.2	498	100.0	1	0.2	1.01		Convergence criterion (GCONV=1E-8) satisfied.	0.06	16.13	0.000		Algorithm converged.	-0.006	0.006	1.01		Algorithm converged.	0.06	16.04	0.9966	NE	0.99		Algorithm converged.	0.06	15.85
Skin and subcutaneous tissue disorders	Dermatitis contact	n/a	495	100.0	2	0.4	498	100.0	0	0.0		*	Quasi-complete separation of data points detected.				*	ERROR: The mean parameter is either invalid or at a limit of its range for some observations.			NE		Algorithm converged.	NE	NE	NE	NE	NE		Algorithm converged.	NE	NE
Skin and subcutaneous tissue disorders	Dermatitis diaper	n/a	495	100.0	0	0.0	498	100.0	1	0.2		*	Quasi-complete separation of data points detected.				*	WARNING: Negative of Hessian not positive definite.			0.00		Algorithm converged.	0.00	NE	0.9999	NE	>999.99		Algorithm converged.	0.00	NE
Skin and subcutaneous tissue disorders	Dermatitis exfoliative generalised	n/a	495	100.0	0	0.0	498	100.0	1	0.2		*	Quasi-complete separation of data points detected.				*	WARNING: Negative of Hessian not positive definite.			0.00		Algorithm converged.	0.00	NE	0.9999	NE	>999.99		Algorithm converged.	0.00	NE
Skin and subcutaneous tissue disorders	Drug eruption	n/a	495	100.0	2	0.4	498	100.0	0	0.0		*	Quasi-complete separation of data points detected.				*	ERROR: The mean parameter is either invalid or at a limit of its range for some observations.			NE		Algorithm converged.	NE	NE	NE	NE	NE		Algorithm converged.	NE	NE
Skin and subcutaneous tissue disorders	Dry skin	n/a	495	100.0	24	4.8	498	100.0	9	1.8	2.77		Convergence criterion (GCONV=1E-8) satisfied.	1.27	6.02	0.030		Algorithm converged.	0.008	0.053	2.68		Algorithm converged.	1.26	5.71	0.0105	NE	0.37		Algorithm converged.	0.18	0.79
Skin and subcutaneous tissue disorders	Dyshidrotic eczema	n/a	495	100.0	1	0.2	498	100.0	0	0.0		*	Quasi-complete separation of data points detected.				*	WARNING: Negative of Hessian not positive definite.			NE		Algorithm converged.	NE	NE	NE	NE	NE		Algorithm converged.	NE	NE
Skin and subcutaneous tissue disorders	Ecchymosis	n/a	495	100.0	1	0.2	498	100.0	0	0.0		*	Quasi-complete separation of data points detected.				*	WARNING: Negative of Hessian not positive definite.			NE		Algorithm converged.	NE	NE	NE	NE	NE		Algorithm converged.	NE	NE
Skin and subcutaneous tissue disorders	Eczema	n/a	495	100.0	7	1.4	498	100.0	4	0.8	1.77		Convergence criterion (GCONV=1E-8) satisfied.	0.52	6.09	0.006		Algorithm converged.	-0.007	0.019	1.76		Algorithm converged.	0.52	5.98	0.3643	NE	0.57		Algorithm converged.	0.17	1.93
Skin and subcutaneous tissue disorders	Eosinophilic cellulitis	n/a	495	100.0	1	0.2	498	100.0	0	0.0		*	Quasi-complete separation of data points detected.				*	WARNING: Negative of Hessian not positive definite.			NE		Algorithm converged.	NE	NE	NE	NE	NE		Algorithm converged.	NE	NE
Skin and subcutaneous tissue disorders	Erythema	n/a	495	100.0	12	2.4	498	100.0	8	1.6	1.52		Convergence criterion (GCONV=1E-8) satisfied.	0.62	3.75	0.008		Algorithm converged.	-0.009	0.026	1.51		Algorithm converged.	0.62	3.66	0.3626	NE	0.66		Algorithm converged.	0.27	1.61
Skin and subcutaneous tissue disorders	Erythema multiforme	n/a	495	100.0	1	0.2	498	100.0	0	0.0		*	Quasi-complete separation of data points detected.				*	WARNING: Negative of Hessian not positive definite.			NE		Algorithm converged.	NE	NE	NE	NE	NE		Algorithm converged.	NE	NE
Skin and subcutaneous tissue disorders	Hyperhidrosis	n/a	495	100.0	9	1.8	498	100.0	8	1.6	1.13		Convergence criterion (GCONV=1E-8) satisfied.	0.43	2.96	0.002		Algorithm converged.	-0.014	0.018	1.13		Algorithm converged.	0.44	2.91	0.7972	NE	0.88		Algorithm converged.	0.34	2.27
Skin and subcutaneous tissue disorders	Hyperkeratosis	n/a	495	100.0	2	0.4	498	100.0	1	0.2	2.02		Convergence criterion (GCONV=1E-8) satisfied.	0.18	22.31	0.002		Algorithm converged.	-0.005	0.009	2.01		Algorithm converged.	0.18	22.12	0.5676	NE	0.50		Algorithm converged.	0.05	5.46
Skin and subcutaneous tissue disorders	Ingrowing nail	n/a	495	100.0	2	0.4	498	100.0	0	0.0		*	Quasi-complete separation of data points detected.				*	ERROR: The mean parameter is either invalid or at a limit of its range for some observations.			NE		Algorithm converged.	NE	NE	NE	NE	NE		Algorithm converged.	NE	NE
Skin and subcutaneous tissue disorders	Ingrown hair	n/a	495	100.0	0	0.0	498	100.0	1	0.2		*	Quasi-complete separation of data points detected.				*	WARNING: Negative of Hessian not positive definite.			0.00		Algorithm converged.	0.00	NE	0.9999	NE	>999.99		Algorithm converged.	0.00	NE
Skin and subcutaneous tissue disorders	Melanoderma	n/a	495	100.0	0	0.0	498	100.0	1	0.2		*	Quasi-complete separation of data points detected.				*	WARNING: Negative of Hessian not positive definite.			0.00		Algorithm converged.	0.00	NE	0.9999	NE	>999.99		Algorithm converged.	0.00	NE
Skin and subcutaneous tissue disorders	Nail discolouration	n/a	495	100.0	14	2.8	498	100.0	12	2.4	1.18		Convergence criterion (GCONV=1E-8) satisfied.	0.54	2.57	0.004		Algorithm converged.	-0.016	0.024	1.17		Algorithm converged.	0.55	2.51	0.6799	NE	0.85		Algorithm converged.	0.40	1.82
Skin and subcutaneous tissue disorders	Nail disorder	n/a	495	100.0	3	0.6	498	100.0	2	0.4	1.51		Convergence criterion (GCONV=1E-8) satisfied.	0.25	9.09	0.002		Algorithm converged.	-0.007	0.011	1.51		Algorithm converged.	0.25	8.99	0.6514	NE	0.66		Algorithm converged.	0.11	3.95
Skin and subcutaneous tissue disorders	Nail pigmentation	n/a	495	100.0	1	0.2	498	100.0	1	0.2	1.01		Convergence criterion (GCONV=1E-8) satisfied.	0.06	16.13	0.000		Algorithm converged.	-0.006	0.006	1.01		Algorithm converged.	0.06	16.04	0.9966	NE	0.99		Algorithm converged.	0.06	15.85
Skin and subcutaneous tissue disorders	Nail ridging	n/a	495	100.0	1	0.2	498	100.0	1	0.2	1.01		Convergence criterion (GCONV=1E-8) satisfied.	0.06	16.13	0.000		Algorithm converged.	-0.006	0.006	1.01		Algorithm converged.	0.06	16.04	0.9966	NE	0.99		Algorithm converged.	0.06	15.85
Skin and subcutaneous tissue disorders	Nail toxicity	n/a	495	100.0	0	0.0	498	100.0	2	0.4		*	Quasi-complete separation of data points detected.				*	WARNING: Negative of Hessian not positive definite.			0.00		Algorithm converged.	0.00	NE	0.9999	NE	>999.99		Algorithm converged.	0.00	NE
Skin and subcutaneous tissue disorders	Night sweats	n/a	495	100.0	19	3.8	498	100.0	12	2.4	1.62		Convergence criterion (GCONV=1E-8) satisfied.	0.78	3.37	0.014		Algorithm converged.	-0.007	0.036	1.59		Algorithm converged.	0.78	3.25	0.1999	NE	0.63		Algorithm converged.	0.31	1.28
Skin and subcutaneous tissue disorders	Onychalgia	n/a	495	100.0	1	0.2	498	100.0	0	0.0		*	Quasi-complete separation of data points detected.				*	WARNING: Negative of Hessian not positive definite.			NE		Algorithm converged.	NE	NE	NE	NE	NE		Algorithm converged.	NE	NE
Skin and subcutaneous tissue disorders	Onychoclasis	n/a	495	100.0	2	0.4	498	100.0	3	0.6	0.67		Convergence criterion (GCONV=1E-8) satisfied.	0.11	4.02	-0.002		Algorithm converged.	-0.011	0.007	0.67		Algorithm converged.	0.11	4.00	0.6609	NE	1.49		Algorithm converged.	0.25	8.88

Skin and subcutaneous tissue disorders	Onycholysis	n/a	495	100.0	0	0.0	498	100.0	3	0.6		*	Quasi-complete separation of data points detected.				*	WARNING: Negative of Hessian not positive definite.			0.00		Algorithm converged.	0.00	NE	0.9999	NE	>999.99		Algorithm converged.	0.00	NE
Skin and subcutaneous tissue disorders	Onychomadesis	n/a	495	100.0	6	1.2	498	100.0	1	0.2	6.10		Convergence criterion (GCONV=1E-8) satisfied.	0.73	50.84	0.010		Algorithm converged.	0.000	0.021	6.04		Algorithm converged.	0.73	49.96	0.0955	NE	0.17		Algorithm converged.	0.02	1.37
Skin and subcutaneous tissue disorders	Onychomalacia	n/a	495	100.0	1	0.2	498	100.0	0	0.0		*	Quasi-complete separation of data points detected.				*	WARNING: Negative of Hessian not positive definite.			NE		Algorithm converged.	NE	NE	NE	NE	NE		Algorithm converged.	NE	NE
Skin and subcutaneous tissue disorders	Pain of skin	n/a	495	100.0	2	0.4	498	100.0	0	0.0		*	Quasi-complete separation of data points detected.				*	ERROR: The mean parameter is either invalid or at a limit of its range for some observations.			NE		Algorithm converged.	NE	NE	NE	NE	NE		Algorithm converged.	NE	NE
Skin and subcutaneous tissue disorders	Papule	n/a	495	100.0	0	0.0	498	100.0	1	0.2		*	Quasi-complete separation of data points detected.				*	WARNING: Negative of Hessian not positive definite.			0.00		Algorithm converged.	0.00	NE	0.9999	NE	>999.99		Algorithm converged.	0.00	NE
Skin and subcutaneous tissue disorders	Petechiae	n/a	495	100.0	0	0.0	498	100.0	1	0.2		*	Quasi-complete separation of data points detected.				*	WARNING: Negative of Hessian not positive definite.			0.00		Algorithm converged.	0.00	NE	0.9999	NE	>999.99		Algorithm converged.	0.00	NE
Skin and subcutaneous tissue disorders	Pigmentation disorder	n/a	495	100.0	3	0.6	498	100.0	0	0.0		*	Quasi-complete separation of data points detected.				*	WARNING: The relative Hessian convergence criterion of 21.631637424 is greater than the limit of 0.0001. The convergence is questionable.			NE		Algorithm converged.	NE	NE	NE	NE	NE		Algorithm converged.	NE	NE
Skin and subcutaneous tissue disorders	Prurigo	n/a	495	100.0	1	0.2	498	100.0	0	0.0		*	Quasi-complete separation of data points detected.				*	WARNING: Negative of Hessian not positive definite.			NE		Algorithm converged.	NE	NE	NE	NE	NE		Algorithm converged.	NE	NE
Skin and subcutaneous tissue disorders	Pruritus	n/a	495	100.0	37	7.5	498	100.0	30	6.0	1.26		Convergence criterion (GCONV=1E-8) satisfied.	0.77	2.07	0.015		Algorithm converged.	-0.017	0.046	1.24		Algorithm converged.	0.78	1.98	0.3633	NE	0.81		Algorithm converged.	0.51	1.28
Skin and subcutaneous tissue disorders	Pruritus allergic	n/a	495	100.0	0	0.0	498	100.0	1	0.2		*	Quasi-complete separation of data points detected.				*	WARNING: Negative of Hessian not positive definite.			0.00		Algorithm converged.	0.00	NE	0.9999	NE	>999.99		Algorithm converged.	0.00	NE
Skin and subcutaneous tissue disorders	Psoriasis	n/a	495	100.0	1	0.2	498	100.0	0	0.0		*	Quasi-complete separation of data points detected.				*	WARNING: Negative of Hessian not positive definite.			NE		Algorithm converged.	NE	NE	NE	NE	NE		Algorithm converged.	NE	NE
Skin and subcutaneous tissue disorders	Rash	n/a	495	100.0	33	6.7	498	100.0	26	5.2	1.30		Convergence criterion (GCONV=1E-8) satisfied.	0.76	2.20	0.014		Algorithm converged.	-0.015	0.044	1.28		Algorithm converged.	0.78	2.10	0.3367	NE	0.78		Algorithm converged.	0.48	1.29
Skin and subcutaneous tissue disorders	Rash erythematous	n/a	495	100.0	2	0.4	498	100.0	2	0.4	1.01		Convergence criterion (GCONV=1E-8) satisfied.	0.14	7.17	0.000		Algorithm converged.	-0.008	0.008	1.01		Algorithm converged.	0.14	7.11	0.9952	NE	0.99		Algorithm converged.	0.14	7.03
Skin and subcutaneous tissue disorders	Rash macular	n/a	495	100.0	1	0.2	498	100.0	1	0.2	1.01		Convergence criterion (GCONV=1E-8) satisfied.	0.06	16.13	0.000		Algorithm converged.	-0.006	0.006	1.01		Algorithm converged.	0.06	16.04	0.9966	NE	0.99		Algorithm converged.	0.06	15.85
Skin and subcutaneous tissue disorders	Rash maculo-papular	n/a	495	100.0	11	2.2	498	100.0	13	2.6	0.85		Convergence criterion (GCONV=1E-8) satisfied.	0.38	1.91	-0.004		Algorithm converged.	-0.023	0.015	0.85		Algorithm converged.	0.39	1.88	0.6908	NE	1.17		Algorithm converged.	0.53	2.60
Skin and subcutaneous tissue disorders	Rash papular	n/a	495	100.0	1	0.2	498	100.0	0	0.0		*	Quasi-complete separation of data points detected.				*	WARNING: Negative of Hessian not positive definite.			NE		Algorithm converged.	NE	NE	NE	NE	NE		Algorithm converged.	NE	NE
Skin and subcutaneous tissue disorders	Rash pruritic	n/a	495	100.0	3	0.6	498	100.0	3	0.6	1.01		Convergence criterion (GCONV=1E-8) satisfied.	0.20	5.01	0.000		Algorithm converged.	-0.010	0.010	1.01		Algorithm converged.	0.20	4.96	0.9941	NE	0.99		Algorithm converged.	0.20	4.90
Skin and subcutaneous tissue disorders	Rosacea	n/a	495	100.0	0	0.0	498	100.0	1	0.2		*	Quasi-complete separation of data points detected.				*	WARNING: Negative of Hessian not positive definite.			0.00		Algorithm converged.	0.00	NE	0.9999	NE	>999.99		Algorithm converged.	0.00	NE
Skin and subcutaneous tissue disorders	Sarcoid-like reaction	n/a	495	100.0	1	0.2	498	100.0	0	0.0		*	Quasi-complete separation of data points detected.				*	WARNING: Negative of Hessian not positive definite.			NE		Algorithm converged.	NE	NE	NE	NE	NE		Algorithm converged.	NE	NE
Skin and subcutaneous tissue disorders	Scar pain	n/a	495	100.0	1	0.2	498	100.0	0	0.0		*	Quasi-complete separation of data points detected.				*	WARNING: Negative of Hessian not positive definite.			NE		Algorithm converged.	NE	NE	NE	NE	NE		Algorithm converged.	NE	NE
Skin and subcutaneous tissue disorders	Seborrhoeic dermatitis	n/a	495	100.0	0	0.0	498	100.0	1	0.2		*	Quasi-complete separation of data points detected.				*	WARNING: Negative of Hessian not positive definite.			0.00		Algorithm converged.	0.00	NE	0.9999	NE	>999.99		Algorithm converged.	0.00	NE
Skin and subcutaneous tissue disorders	Skin burning sensation	n/a	495	100.0	1	0.2	498	100.0	0	0.0		*	Quasi-complete separation of data points detected.				*	WARNING: Negative of Hessian not positive definite.			NE		Algorithm converged.	NE	NE	NE	NE	NE		Algorithm converged.	NE	NE
Skin and subcutaneous tissue disorders	Skin discolouration	n/a	495	100.0	2	0.4	498	100.0	3	0.6	0.67		Convergence criterion (GCONV=1E-8) satisfied.	0.11	4.02	-0.002		Algorithm converged.	-0.011	0.007	0.67		Algorithm converged.	0.11	4.00	0.6609	NE	1.49		Algorithm converged.	0.25	8.88
Skin and subcutaneous tissue disorders	Skin disorder	n/a	495	100.0	1	0.2	498	100.0	0	0.0		*	Quasi-complete separation of data points detected.				*	WARNING: Negative of Hessian not positive definite.			NE		Algorithm converged.	NE	NE	NE	NE	NE		Algorithm converged.	NE	NE
Skin and subcutaneous tissue disorders	Skin exfoliation	n/a	495	100.0	2	0.4	498	100.0	1	0.2	2.02		Convergence criterion (GCONV=1E-8) satisfied.	0.18	22.31	0.002		Algorithm converged.	-0.005	0.009	2.01		Algorithm converged.	0.18	22.12	0.5676	NE	0.50		Algorithm converged.	0.05	5.46
Skin and subcutaneous tissue disorders	Skin fissures	n/a	495	100.0	0	0.0	498	100.0	3	0.6		*	Quasi-complete separation of data points detected.				*	WARNING: Negative of Hessian not positive definite.			0.00		Algorithm converged.	0.00	NE	0.9999	NE	>999.99		Algorithm converged.	0.00	NE
Skin and subcutaneous tissue disorders	Skin fragility	n/a	495	100.0	0	0.0	498	100.0	1	0.2		*	Quasi-complete separation of data points detected.				*	WARNING: Negative of Hessian not positive definite.			0.00		Algorithm converged.	0.00	NE	0.9999	NE	>999.99		Algorithm converged.	0.00	NE
Skin and subcutaneous tissue disorders	Skin hyperpigmentation	n/a	495	100.0	2	0.4	498	100.0	2	0.4	1.01		Convergence criterion (GCONV=1E-8) satisfied.	0.14	7.17	0.000		Algorithm converged.	-0.008	0.008	1.01		Algorithm converged.	0.14	7.11	0.9952	NE	0.99		Algorithm converged.	0.14	7.03
Skin and subcutaneous tissue disorders	Skin lesion	n/a	495	100.0	1	0.2	498	100.0	0	0.0		*	Quasi-complete separation of data points detected.				*	WARNING: Negative of Hessian not positive definite.			NE		Algorithm converged.	NE	NE	NE	NE	NE		Algorithm converged.	NE	NE
Skin and subcutaneous tissue disorders	Skin plaque	n/a	495	100.0	0	0.0	498	100.0	1	0.2		*	Quasi-complete separation of data points detected.				*	WARNING: Negative of Hessian not positive definite.			0.00		Algorithm converged.	0.00	NE	0.9999	NE	>999.99		Algorithm converged.	0.00	NE
Skin and subcutaneous tissue disorders	Skin striae	n/a	495	100.0	1	0.2	498	100.0	0	0.0		*	Quasi-complete separation of data points detected.				*	WARNING: Negative of Hessian not positive definite.			NE		Algorithm converged.	NE	NE	NE	NE	NE		Algorithm converged.	NE	NE
Skin and subcutaneous tissue disorders	Skin ulcer	n/a	495	100.0	4	0.8	498	100.0	1	0.2	4.05		Convergence criterion (GCONV=1E-8) satisfied.	0.45	36.35	0.006		Algorithm converged.	-0.003	0.015	4.02		Algorithm converged.	0.45	35.88	0.2123	NE	0.25		Algorithm converged.	0.03	2.22
Skin and subcutaneous tissue disorders	Superficial inflammatory dermatosis	n/a	495	100.0	1	0.2	498	100.0	0	0.0		*	Quasi-complete separation of data points detected.				*	WARNING: Negative of Hessian not positive definite.			NE		Algorithm converged.	NE	NE	NE	NE	NE		Algorithm converged.	NE	NE
Skin and subcutaneous tissue disorders	Toxic skin eruption	n/a	495	100.0	2	0.4	498	100.0	0	0.0		*	Quasi-complete separation of data points detected.				*	ERROR: Error in computing the link function, its derivatives, or the variance function.			NE		Algorithm converged.	NE	NE	NE	NE	NE		Algorithm converged.	NE	NE
Skin and subcutaneous tissue disorders	Trichodynia	n/a	495	100.0	1	0.2	498	100.0	0	0.0		*	Quasi-complete separation of data points detected.				*	WARNING: Negative of Hessian not positive definite.			NE		Algorithm converged.	NE	NE	NE	NE	NE		Algorithm converged.	NE	NE
Skin and subcutaneous tissue disorders	Urticaria	n/a	495	100.0	6	1.2	498	100.0	15	3.0	0.40		Convergence criterion (GCONV=1E-8) satisfied.	0.15	1.03	-0.018		Algorithm converged.	-0.036	0.000	0.40		Algorithm converged.	0.16	1.03	0.0573	NE	2.48		Algorithm converged.	0.97	6.35
Skin and subcutaneous tissue disorders	Vitiligo	n/a	495	100.0	0	0.0	498	100.0	1	0.2		*	Quasi-complete separation of data points detected.				*	WARNING: Negative of Hessian not positive definite.			0.00		Algorithm converged.	0.00	NE	0.9999	NE	>999.99		Algorithm converged.	0.00	NE
Surgical and medical procedures		n/a	495	100.0	1	0.2	498	100.0	1	0.2	1.01		Convergence criterion (GCONV=1E-8) satisfied.	0.06	16.13	0.000		Algorithm converged.	-0.006	0.006	1.01		Algorithm converged.	0.06	16.04	0.9966	NE	0.99		Algorithm converged.	0.06	15.85
Surgical and medical procedures	Sinus operation	n/a	495	100.0	1	0.2	498	100.0	1	0.2	1.01		Convergence criterion (GCONV=1E-8) satisfied.	0.06	16.13	0.000		Algorithm converged.	-0.006	0.006	1.01		Algorithm converged.	0.06	16.04	0.9966	NE	0.99		Algorithm converged.	0.06	15.85
Vascular disorders		n/a	495	100.0	76	15.4	498	100.0	88	17.7	0.85		Convergence criterion (GCONV=1E-8) satisfied.	0.60	1.18	-0.023		Algorithm converged.	-0.069	0.023	0.87		Algorithm converged.	0.66	1.15	0.3262	NE	1.15		Algorithm converged.	0.87	1.52
Vascular disorders	Aortic aneurysm	n/a	495	100.0	0	0.0	498	100.0	1	0.2		*	Quasi-complete separation of data points detected.				*	WARNING: Negative of Hessian not positive definite.			0.00		Algorithm converged.	0.00	NE	0.9999	NE	>999.99		Algorithm converged.	0.00	NE
Vascular disorders	Circulatory collapse	n/a	495	100.0	0	0.0	498	100.0	1	0.2		*	Quasi-complete separation of data points detected.				*	WARNING: Negative of Hessian not positive definite.			0.00		Algorithm converged.	0.00	NE	0.9999	NE	>999.99		Algorithm converged.	0.00	NE
Vascular disorders	Deep vein thrombosis	n/a	495	100.0	5	1.0	498	100.0	5	1.0	1.01		Convergence criterion (GCONV=1E-8) satisfied.	0.29	3.50	0.000		Algorithm converged.	-0.012	0.012	1.01		Algorithm converged.	0.29	3.45	0.9923	NE	0.99		Algorithm converged.	0.29	3.41
Vascular disorders	Embolism	n/a	495	100.0	1	0.2	498	100.0	4	0.8	0.25		Convergence criterion (GCONV=1E-8) satisfied.	0.03	2.24	-0.006		Algorithm converged.	-0.015	0.003	0.25		Algorithm converged.	0.03	2.24	0.2163	NE	3.98		Algorithm converged.	0.45	35.45
Vascular disorders	Flushing	n/a	495	100.0	4	0.8	498	100.0	9	1.8	0.44		Convergence criterion (GCONV=1E-8) satisfied.	0.14	1.45	-0.010		Algorithm converged.	-0.024	0.004	0.45		Algorithm converged.	0.14	1.44	0.1780	NE	2.24		Algorithm converged.	0.69	7.21
Vascular disorders	Haematoma	n/a	495	100.0	5	1.0	498	100.0	2	0.4	2.53		Convergence criterion (GCONV=1E-8) satisfied.	0.49	13.10	0.006		Algorithm converged.	-0.004	0.016	2.52		Algorithm converged.	0.49	12.90	0.2689	NE	0.40		Algorithm converged.	0.08	2.04
Vascular disorders	Haemorrhage	n/a	495	100.0	0	0.0	498	100.0	2	0.4		*	Quasi-complete separation of data points detected.				*	WARNING: Negative of Hessian not positive definite.			0.00		Algorithm converged.	0.00	NE	0.9999	NE	>999.99		Algorithm converged.	0.00	NE
Vascular disorders	Hot flush	n/a	495	100.0	6	1.2	498	100.0	10	2.0	0.60		Convergence criterion (GCONV=1E-8) satisfied.	0.22	1.66	-0.008		Algorithm converged.	-0.024	0.008	0.60		Algorithm converged.	0.22	1.65	0.3246	NE	1.66		Algorithm converged.	0.61	4.52
Vascular disorders	Hypertension	n/a	495	100.0	17	3.4	498	100.0	24	4.8	0.70		Convergence criterion (GCONV=1E-8) satisfied.	0.37	1.32	-0.014		Algorithm converged.	-0.039	0.011	0.71		Algorithm converged.	0.39	1.31	0.2753	NE	1.40		Algorithm converged.	0.76	2.58
Vascular disorders	Hypertensive crisis	n/a	495	100.0	0	0.0	498	100.0	1	0.2		*	Quasi-complete separation of data points detected.				*	WARNING: Negative of Hessian not positive definite.			0.00		Algorithm converged.	0.00	NE	0.9999	NE	>999.99		Algorithm converged.	0.00	NE
Vascular disorders	Hypotension	n/a	495	100.0	18	3.6	498	100.0	21	4.2	0.86		Convergence criterion (GCONV=1E-8) satisfied.	0.45	1.63	-0.006		Algorithm converged.	-0.030	0.018	0.86		Algorithm converged.	0.47	1.60	0.6381	NE	1.16		Algorithm converged.	0.63	2.15
Vascular disorders	Hypovolaemic shock	n/a	495	100.0	0	0.0	498	100.0	1	0.2		*	Quasi-complete separation of data points detected.				*	WARNING: Negative of Hessian not positive definite.			0.00		Algorithm converged.	0.00	NE	0.9999	NE	>999.99		Algorithm converged.	0.00	NE
Vascular disorders	Jugular vein thrombosis	n/a	495	100.0	4	0.8	498	100.0	2	0.4	2.02		Convergence criterion (GCONV=1E-8) satisfied.	0.37	11.08	0.004		Algorithm converged.	-0.006	0.014	2.01		Algorithm converged.	0.37	10.94	0.4182	NE	0.50		Algorithm converged.	0.09	2.70
Vascular disorders	Lymphoedema	n/a	495	100.0	1	0.2	498	100.0	0	0.0		*	Quasi-complete separation of data points detected.				*	WARNING: Negative of Hessian not positive definite.			NE		Algorithm converged.	NE	NE	NE	NE	NE		Algorithm converged.	NE	NE
Vascular disorders	Orthostatic hypotension	n/a	495	100.0	1	0.2	498	100.0	0	0.0		*	Quasi-complete separation of data points detected.				*	WARNING: Negative of Hessian not positive definite.			NE		Algorithm converged.	NE	NE	NE	NE	NE		Algorithm converged.	NE	NE
Vascular disorders	Pallor	n/a	495	100.0	0	0.0	498	100.0	1	0.2		*	Quasi-complete separation of data points detected.				*	WARNING: Negative of Hessian not positive definite.			0.00		Algorithm converged.	0.00	NE	0.9999	NE	>999.99		Algorithm converged.	0.00	NE
Vascular disorders	Pelvic venous thrombosis	n/a	495	100.0	1	0.2	498	100.0	0	0.0		*	Quasi-complete separation of data points detected.				*	WARNING: Negative of Hessian not positive definite.			NE		Algorithm converged.	NE	NE	NE	NE	NE		Algorithm converged.	NE	NE
Vascular disorders	Peripheral coldness	n/a	495	100.0	0	0.0	498	100.0	2	0.4		*	Quasi-complete separation of data points detected.				*	WARNING: Negative of Hessian not positive definite.			0.00		Algorithm converged.	0.00	NE	0.9999	NE	>999.99		Algorithm converged.	0.00	NE
Vascular disorders	Peripheral embolism	n/a	495	100.0	1	0.2	498	100.0	0	0.0		*	Quasi-complete separation of data points detected.				*	WARNING: Negative of Hessian not positive definite.			NE		Algorithm converged.	NE	NE	NE	NE	NE		Algorithm converged.	NE	NE
Vascular disorders	Peripheral ischaemia	n/a	495	100.0	0	0.0	498	100.0	1	0.2		*	Quasi-complete separation of data points detected.				*	WARNING: Negative of Hessian not positive definite.			0.00		Algorithm converged.	0.00	NE	0.9999	NE	>999.99		Algorithm converged.	0.00	NE
Vascular disorders	Peripheral venous disease	n/a	495	100.0	0	0.0	498	100.0	1	0.2		*	Quasi-complete separation of data points detected.				*	WARNING: Negative of Hessian not positive definite.			0.00		Algorithm converged.	0.00	NE	0.9999	NE	>999.99		Algorithm converged.	0.00	NE
Vascular disorders	Phlebitis	n/a	495	100.0	2	0.4	498	100.0	3	0.6	0.67		Convergence criterion (GCONV=1E-8) satisfied.	0.11	4.02	-0.002		Algorithm converged.	-0.011	0.007	0.67		Algorithm converged.	0.11	4.00	0.6609	NE	1.49		Algorithm converged.	0.25	8.88
Vascular disorders	Subgaleal haematoma	n/a	495	100.0	0	0.0	498	100.0	1	0.2		*	Quasi-complete separation of data points detected.				*	WARNING: Negative of Hessian not positive definite.			0.00		Algorithm converged.	0.00	NE	0.9999	NE	>999.99		Algorithm converged.	0.00	NE
Vascular disorders	Superficial vein thrombosis	n/a	495	100.0	1	0.2	498	100.0	1	0.2	1.01		Convergence criterion (GCONV=1E-8) satisfied.	0.06	16.13	0.000		Algorithm converged.	-0.006	0.006	1.01		Algorithm converged.	0.06	16.04	0.9966	NE	0.99		Algorithm converged.	0.06	15.85
Vascular disorders	Systolic hypertension	n/a	495	100.0	1	0.2	498	100.0	0	0.0		*	Quasi-complete separation of data points detected.				*	WARNING: Negative of Hessian not positive definite.			NE		Algorithm converged.	NE	NE	NE	NE	NE		Algorithm converged.	NE	NE
Vascular disorders	Thrombophlebitis	n/a	495	100.0	3	0.6	498	100.0	4	0.8	0.75		Convergence criterion (GCONV=1E-8) satisfied.	0.17	3.38	-0.002		Algorithm converged.	-0.012	0.008	0.75		Algorithm converged.	0.17	3.35	0.7114	NE	1.33		Algorithm converged.	0.30	5.89
Vascular disorders	Thrombosis	n/a	495	100.0	4	0.8	498	100.0	4	0.8	1.01		Convergence criterion (GCONV=1E-8) satisfied.	0.25	4.05	0.000		Algorithm converged.	-0.011	0.011	1.01		Algorithm converged.	0.25	4.00	0.9932	NE	0.99		Algorithm converged.	0.25	3.95
Vascular disorders	Varicose vein	n/a	495	100.0	1	0.2	498	100.0	0	0.0		*	Quasi-complete separation of data points detected.				*	WARNING: Negative of Hessian not positive definite.			NE		Algorithm converged.	NE	NE	NE	NE	NE		Algorithm converged.	NE	NE
Vascular disorders	Vascular pain	n/a	495	100.0	1	0.2	498	100.0	1	0.2	1.01		Convergence criterion (GCONV=1E-8) satisfied.	0.06	16.13	0.000		Algorithm converged.	-0.006	0.006	1.01		Algorithm converged.	0.06	16.04	0.9966	NE	0.99		Algorithm converged.	0.06	15.85
Vascular disorders	Vasculitis	n/a	495	100.0	4	0.8	498	100.0	0	0.0		*	Quasi-complete separation of data points detected.				*	ERROR: The mean parameter is either invalid or at a limit of its range for some observations.			NE		Algorithm converged.	NE	NE	NE	NE	NE		Algorithm converged.	NE	NE
Vascular disorders	Vein disorder	n/a	495	100.0	1	0.2	498	100.0	0	0.0		*	Quasi-complete separation of data points detected.				*	WARNING: Negative of Hessian not positive definite.			NE		Algorithm converged.	NE	NE	NE	NE	NE		Algorithm converged.	NE	NE
Vascular disorders	Venous thrombosis	n/a	495	100.0	1	0.2	498	100.0	1	0.2	1.01		Convergence criterion (GCONV=1E-8) satisfied.	0.06	16.13	0.000		Algorithm converged.	-0.006	0.006	1.01		Algorithm converged.	0.06	16.04	0.9966	NE	0.99		Algorithm converged.	0.06	15.85
Vascular disorders	Venous thrombosis limb	n/a	495	100.0	1	0.2	498	100.0	0	0.0		*	Quasi-complete separation of data points detected.				*	WARNING: Negative of Hessian not positive definite.			NE		Algorithm converged.	NE	NE	NE	NE	NE		Algorithm converged.	NE	NE

Includes treatment-emergent AEs during AE reporting period only, which is defined as new or worsening AE from the first dose of any study drug through 90 days after the last dose of any study drug or prior to NALT, whichever is earlier.
Test for interaction based on RR (Log-binomial regression)
* indicates convergence problem. Result is uninterpretable.
Clinical cut-off: 15JUN2022

Program: root/clinical_studies/RO5541077/CDPT7884/GO39942/data_analysis/ACE_FINAL_OS/prod/program/t_ae_raw_soc.sas
Output: root/clinical_studies/RO5541077/CDPT7884/GO39942/data_analysis/ACE_FINAL_OS/prod/output/t_ae_raw_soc_sg2_AE_SE_POOLED_15JUN2022_39942.xls
08FEB2023 17:30

POPULATION: Global and China Extension Population, Safety-Evaluable Population
ENDPOINT: Any AEs
MODEL: Unstratified analysis
STUDY: GO39942
Dichotomous Analysis by Subgroups (Safety)

Age

			Polatuzumab Vedotin + R-CHP (N=495)				R-CHOP (N=498)				Polatuzumab Vedotin + R-CHP vs. R-CHOP																	R-CHOP vs. Polatuzumab Vedotin + R-CHP				
			Patients		Patients with Event		Patients		Patients with Event		Odds Ratio					Absolute Risk Difference					Relative Risk							Relative Risk				
MedDRA System Organ Class	MedDRA Preferred Term	Level	n	%	n	%	n	%	n	%	Odds Ratio		Convergence Reason	95% Lower CL	95% Upper CL	Absolute Risk		Convergence Reason	95% Lower CL	95% Upper CL	Relative Risk		Convergence Reason	95% Lower CL	95% Upper CL	p-value (Wald)	Interaction Test p-value (likelihood ratio)	Relative Risk		Convergence Reason	95% Lower CL	95% Upper CL
Blood and lymphatic system disorders		<= 60	167	33.7	88	52.7	157	31.5	69	43.9	1.42		Convergence criterion (GCONV=1E-8) satisfied.	0.92	2.20	0.087		Algorithm converged.	-0.021	0.196	1.20		Algorithm converged.	0.95	1.51	0.1183	0.3625	0.83		Algorithm converged.	0.66	1.05
Blood and lymphatic system disorders		> 60	328	66.3	193	58.8	341	68.5	189	55.4	1.15		Convergence criterion (GCONV=1E-8) satisfied.	0.85	1.56	0.034		Algorithm converged.	-0.041	0.109	1.06		Algorithm converged.	0.93	1.21	0.3721		0.94		Algorithm converged.	0.83	1.07
Blood and lymphatic system disorders	Agranulocytosis	<= 60	167	33.7	0	0.0	157	31.5	0	0.0	NE			NE	NE	NE		NE	NE	NE	NE		NE	NE	NE	NE	NE	NE		NE	NE	NE
Blood and lymphatic system disorders	Agranulocytosis	> 60	328	66.3	0	0.0	341	68.5	1	0.3		*	Quasi-complete separation of data points detected.				*	ERROR: The mean parameter is either invalid or at a limit of its range for some observations.			0.00		Algorithm converged.	0.00	NE	0.9999		>999.99		Algorithm converged.	0.00	NE
Blood and lymphatic system disorders	Anaemia	<= 60	167	33.7	46	27.5	157	31.5	37	23.6	1.23		Convergence criterion (GCONV=1E-8) satisfied.	0.75	2.04	0.040		Algorithm converged.	-0.055	0.135	1.17		Algorithm converged.	0.80	1.70	0.4137	0.8632	0.86		Algorithm converged.	0.59	1.24
Blood and lymphatic system disorders	Anaemia	> 60	328	66.3	118	36.0	341	68.5	109	32.0	1.20		Convergence criterion (GCONV=1E-8) satisfied.	0.87	1.65	0.040		Algorithm converged.	-0.032	0.112	1.13		Algorithm converged.	0.91	1.39	0.2738		0.89		Algorithm converged.	0.72	1.10
Blood and lymphatic system disorders	Aplasia pure red cell	<= 60	167	33.7	0	0.0	157	31.5	0	0.0	NE			NE	NE	NE		NE	NE	NE	NE		NE	NE	NE	NE	1.0000	NE		NE	NE	NE
Blood and lymphatic system disorders	Aplasia pure red cell	> 60	328	66.3	1	0.3	341	68.5	1	0.3	1.04		Convergence criterion (GCONV=1E-8) satisfied.	0.06	16.69	0.000		Algorithm converged.	-0.008	0.008	1.04		Algorithm converged.	0.07	16.55	0.9780		0.96		Algorithm converged.	0.06	15.31
Blood and lymphatic system disorders	Cytopenia	<= 60	167	33.7	1	0.6	157	31.5	0	0.0		*	Quasi-complete separation of data points detected.				*	WARNING: Negative of Hessian not positive definite.			NE		Algorithm converged.	NE	NE	NE	0.1018	NE		Algorithm converged.	NE	NE
Blood and lymphatic system disorders	Cytopenia	> 60	328	66.3	0	0.0	341	68.5	1	0.3		*	Quasi-complete separation of data points detected.				*	ERROR: The mean parameter is either invalid or at a limit of its range for some observations.			0.00		Algorithm converged.	0.00	NE	0.9999		>999.99		Algorithm converged.	0.00	NE
Blood and lymphatic system disorders	Erythropenia	<= 60	167	33.7	0	0.0	157	31.5	0	0.0	NE			NE	NE	NE		NE	NE	NE	NE		NE	NE	NE	NE	NE	NE		NE	NE	NE
Blood and lymphatic system disorders	Erythropenia	> 60	328	66.3	0	0.0	341	68.5	1	0.3		*	Quasi-complete separation of data points detected.				*	ERROR: The mean parameter is either invalid or at a limit of its range for some observations.			0.00		Algorithm converged.	0.00	NE	0.9999		>999.99		Algorithm converged.	0.00	NE
Blood and lymphatic system disorders	Febrile bone marrow aplasia	<= 60	167	33.7	0	0.0	157	31.5	0	0.0	NE			NE	NE	NE		NE	NE	NE	NE		NE	NE	NE	NE	1.0000	NE		NE	NE	NE
Blood and lymphatic system disorders	Febrile bone marrow aplasia	> 60	328	66.3	1	0.3	341	68.5	2	0.6	0.52		Convergence criterion (GCONV=1E-8) satisfied.	0.05	5.74	-0.003		Algorithm converged.	-0.013	0.007	0.52		Algorithm converged.	0.05	5.71	0.5925		1.92		Algorithm converged.	0.18	21.11
Blood and lymphatic system disorders	Febrile neutropenia	<= 60	167	33.7	14	8.4	157	31.5	12	7.6	1.11		Convergence criterion (GCONV=1E-8) satisfied.	0.49	2.47	0.007		Algorithm converged.	-0.052	0.067	1.10		Algorithm converged.	0.52	2.30	0.8066	0.1731	0.91		Algorithm converged.	0.44	1.91
Blood and lymphatic system disorders	Febrile neutropenia	> 60	328	66.3	52	15.9	341	68.5	27	7.9	2.19		Convergence criterion (GCONV=1E-8) satisfied.	1.34	3.58	0.079		Algorithm converged.	0.031	0.128	2.00		Algorithm converged.	1.29	3.11	0.0020		0.50		Algorithm converged.	0.32	0.78
Blood and lymphatic system disorders	Granulocytopenia	<= 60	167	33.7	0	0.0	157	31.5	0	0.0	NE			NE	NE	NE		NE	NE	NE	NE		NE	NE	NE	NE	NE	NE		NE	NE	NE
Blood and lymphatic system disorders	Granulocytopenia	> 60	328	66.3	0	0.0	341	68.5	1	0.3		*	Quasi-complete separation of data points detected.				*	ERROR: The mean parameter is either invalid or at a limit of its range for some observations.			0.00		Algorithm converged.	0.00	NE	0.9999		>999.99		Algorithm converged.	0.00	NE
Blood and lymphatic system disorders	Hypofibrinogenaemia	<= 60	167	33.7	1	0.6	157	31.5	0	0.0		*	Quasi-complete separation of data points detected.				*	WARNING: Negative of Hessian not positive definite.			NE		Algorithm converged.	NE	NE	NE	0.1018	NE		Algorithm converged.	NE	NE
Blood and lymphatic system disorders	Hypofibrinogenaemia	> 60	328	66.3	0	0.0	341	68.5	1	0.3		*	Quasi-complete separation of data points detected.				*	ERROR: The mean parameter is either invalid or at a limit of its range for some observations.			0.00		Algorithm converged.	0.00	NE	0.9999		>999.99		Algorithm converged.	0.00	NE
Blood and lymphatic system disorders	Increased tendency to bruise	<= 60	167	33.7	0	0.0	157	31.5	1	0.6		*	Quasi-complete separation of data points detected.				*	WARNING: The relative Hessian convergence criterion of 22.107627685 is greater than the limit of 0.0001. The convergence is questionable.			0.00		Algorithm converged.	0.00	NE	0.9999	0.0897	>999.99		Algorithm converged.	0.00	NE
Blood and lymphatic system disorders	Increased tendency to bruise	> 60	328	66.3	1	0.3	341	68.5	0	0.0		*	Quasi-complete separation of data points detected.				*	WARNING: Negative of Hessian not positive definite.			NE		Algorithm converged.	NE	NE	NE		NE		Algorithm converged.	NE	NE
Blood and lymphatic system disorders	Iron deficiency anaemia	<= 60	167	33.7	0	0.0	157	31.5	2	1.3		*	Quasi-complete separation of data points detected.				*	WARNING: The relative Hessian convergence criterion of 14.109054211 is greater than the limit of 0.0001. The convergence is questionable.			0.00		Algorithm converged.	0.00	NE	0.9999	NE	>999.99		Algorithm converged.	0.00	NE
Blood and lymphatic system disorders	Iron deficiency anaemia	> 60	328	66.3	0	0.0	341	68.5	0	0.0	NE			NE	NE	NE		NE	NE	NE	NE		NE	NE	NE	NE		NE		NE	NE	NE
Blood and lymphatic system disorders	Leukocytosis	<= 60	167	33.7	0	0.0	157	31.5	0	0.0	NE			NE	NE	NE		NE	NE	NE	NE		NE	NE	NE	NE	1.0000	NE		NE	NE	NE
Blood and lymphatic system disorders	Leukocytosis	> 60	328	66.3	1	0.3	341	68.5	4	1.2	0.26		Convergence criterion (GCONV=1E-8) satisfied.	0.03	2.32	-0.009		Algorithm converged.	-0.022	0.004	0.26		Algorithm converged.	0.03	2.31	0.2270		3.85		Algorithm converged.	0.43	34.24
Blood and lymphatic system disorders	Leukopenia	<= 60	167	33.7	16	9.6	157	31.5	9	5.7	1.74		Convergence criterion (GCONV=1E-8) satisfied.	0.75	4.07	0.038		Algorithm converged.	-0.019	0.096	1.67		Algorithm converged.	0.76	3.67	0.2009	0.0681	0.60		Algorithm converged.	0.27	1.31
Blood and lymphatic system disorders	Leukopenia	> 60	328	66.3	28	8.5	341	68.5	40	11.7	0.70		Convergence criterion (GCONV=1E-8) satisfied.	0.42	1.17	-0.032		Algorithm converged.	-0.078	0.014	0.73		Algorithm converged.	0.46	1.15	0.1743		1.37		Algorithm converged.	0.87	2.17
Blood and lymphatic system disorders	Lymph node pain	<= 60	167	33.7	1	0.6	157	31.5	0	0.0		*	Quasi-complete separation of data points detected.				*	ERROR: Error in computing the link function, its derivatives, or the variance function.			NE		Algorithm converged.	NE	NE	NE	0.0546	NE		Algorithm converged.	NE	NE
Blood and lymphatic system disorders	Lymph node pain	> 60	328	66.3	0	0.0	341	68.5	2	0.6		*	Quasi-complete separation of data points detected.				*	ERROR: The mean parameter is either invalid or at a limit of its range for some observations.			0.00		Algorithm converged.	0.00	NE	0.9999		>999.99		Algorithm converged.	0.00	NE
Blood and lymphatic system disorders	Lymphadenopathy	<= 60	167	33.7	1	0.6	157	31.5	0	0.0		*	Quasi-complete separation of data points detected.				*	ERROR: Error in computing the link function, its derivatives, or the variance function.			NE		Algorithm converged.	NE	NE	NE	0.4267	NE		Algorithm converged.	NE	NE
Blood and lymphatic system disorders	Lymphadenopathy	> 60	328	66.3	2	0.6	341	68.5	1	0.3	2.09		Convergence criterion (GCONV=1E-8) satisfied.	0.19	23.11	0.003		Algorithm converged.	-0.007	0.013	2.08		Algorithm converged.	0.19	22.82	0.5493		0.48		Algorithm converged.	0.04	5.28
Blood and lymphatic system disorders	Lymphopenia	<= 60	167	33.7	2	1.2	157	31.5	3	1.9	0.62		Convergence criterion (GCONV=1E-8) satisfied.	0.10	3.77	-0.007		Algorithm converged.	-0.034	0.020	0.63		Algorithm converged.	0.11	3.70	0.6061	0.8058	1.60		Algorithm converged.	0.27	9.42
Blood and lymphatic system disorders	Lymphopenia	> 60	328	66.3	10	3.0	341	68.5	13	3.8	0.79		Convergence criterion (GCONV=1E-8) satisfied.	0.34	1.84	-0.008		Algorithm converged.	-0.035	0.020	0.80		Algorithm converged.	0.36	1.80	0.5888		1.25		Algorithm converged.	0.56	2.81
Blood and lymphatic system disorders	Myelosuppression	<= 60	167	33.7	0	0.0	157	31.5	0	0.0	NE			NE	NE	NE		NE	NE	NE	NE		NE	NE	NE	NE	1.0000	NE		NE	NE	NE
Blood and lymphatic system disorders	Myelosuppression	> 60	328	66.3	4	1.2	341	68.5	1	0.3	4.20		Convergence criterion (GCONV=1E-8) satisfied.	0.47	37.75	0.009		Algorithm converged.	-0.004	0.022	4.16		Algorithm converged.	0.47	37.01	0.2013		0.24		Algorithm converged.	0.03	2.14
Blood and lymphatic system disorders	Neutropenia	<= 60	167	33.7	43	25.7	157	31.5	37	23.6	1.12		Convergence criterion (GCONV=1E-8) satisfied.	0.68	1.87	0.022		Algorithm converged.	-0.072	0.116	1.09		Algorithm converged.	0.75	1.60	0.6494	0.3290	0.92		Algorithm converged.	0.62	1.34
Blood and lymphatic system disorders	Neutropenia	> 60	328	66.3	97	29.6	341	68.5	115	33.7	0.83		Convergence criterion (GCONV=1E-8) satisfied.	0.60	1.14	-0.042		Algorithm converged.	-0.112	0.029	0.88		Algorithm converged.	0.70	1.10	0.2497		1.14		Algorithm converged.	0.91	1.43
Blood and lymphatic system disorders	Neutrophilia	<= 60	167	33.7	1	0.6	157	31.5	2	1.3	0.47		Convergence criterion (GCONV=1E-8) satisfied.	0.04	5.20	-0.007		Algorithm converged.	-0.028	0.014	0.47		Algorithm converged.	0.04	5.13	0.5360	0.4267	2.13		Algorithm converged.	0.19	23.23
Blood and lymphatic system disorders	Neutrophilia	> 60	328	66.3	0	0.0	341	68.5	1	0.3		*	Quasi-complete separation of data points detected.				*	ERROR: The mean parameter is either invalid or at a limit of its range for some observations.			0.00		Algorithm converged.	0.00	NE	0.9999		>999.99		Algorithm converged.	0.00	NE
Blood and lymphatic system disorders	Pancytopenia	<= 60	167	33.7	0	0.0	157	31.5	0	0.0	NE			NE	NE	NE		NE	NE	NE	NE		NE	NE	NE	NE	NE	NE		NE	NE	NE
Blood and lymphatic system disorders	Pancytopenia	> 60	328	66.3	1	0.3	341	68.5	0	0.0		*	Quasi-complete separation of data points detected.				*	WARNING: Negative of Hessian not positive definite.			NE		Algorithm converged.	NE	NE	NE		NE		Algorithm converged.	NE	NE
Blood and lymphatic system disorders	Splenic infarction	<= 60	167	33.7	1	0.6	157	31.5	0	0.0		*	Quasi-complete separation of data points detected.				*	ERROR: Error in computing the link function, its derivatives, or the variance function.			NE		Algorithm converged.	NE	NE	NE	NE	NE		Algorithm converged.	NE	NE
Blood and lymphatic system disorders	Splenic infarction	> 60	328	66.3	0	0.0	341	68.5	0	0.0	NE			NE	NE	NE		NE	NE	NE	NE		NE	NE	NE	NE		NE		NE	NE	NE
Blood and lymphatic system disorders	Thrombocytopenia	<= 60	167	33.7	10	6.0	157	31.5	12	7.6	0.77		Convergence criterion (GCONV=1E-8) satisfied.	0.32	1.84	-0.017		Algorithm converged.	-0.072	0.038	0.78		Algorithm converged.	0.35	1.76	0.5550	0.5075	1.28		Algorithm converged.	0.57	2.87
Blood and lymphatic system disorders	Thrombocytopenia	> 60	328	66.3	36	11.0	341	68.5	35	10.3	1.08		Convergence criterion (GCONV=1E-8) satisfied.	0.66	1.76	0.007		Algorithm converged.	-0.040	0.054	1.07		Algorithm converged.	0.69	1.66	0.7652		0.94		Algorithm converged.	0.60	1.45
Cardiac disorders		<= 60	167	33.7	9	5.4	157	31.5	17	10.8	0.47		Convergence criterion (GCONV=1E-8) satisfied.	0.20	1.09	-0.054		Algorithm converged.	-0.114	0.005	0.50		Algorithm converged.	0.23	1.08	0.0788	0.4179	2.01		Algorithm converged.	0.92	4.37
Cardiac disorders		> 60	328	66.3	31	9.5	341	68.5	45	13.2	0.69		Convergence criterion (GCONV=1E-8) satisfied.	0.42	1.12	-0.037		Algorithm converged.	-0.085	0.010	0.72		Algorithm converged.	0.47	1.10	0.1296		1.40		Algorithm converged.	0.91	2.15
Cardiac disorders	Acute myocardial infarction	<= 60	167	33.7	0	0.0	157	31.5	0	0.0	NE			NE	NE	NE		NE	NE	NE	NE		NE	NE	NE	NE	NE	NE		NE	NE	NE
Cardiac disorders	Acute myocardial infarction	> 60	328	66.3	1	0.3	341	68.5	0	0.0		*	Quasi-complete separation of data points detected.				*	WARNING: Negative of Hessian not positive definite.			NE		Algorithm converged.	NE	NE	NE		NE		Algorithm converged.	NE	NE
Cardiac disorders	Angina pectoris	<= 60	167	33.7	0	0.0	157	31.5	1	0.6		*	Quasi-complete separation of data points detected.				*	WARNING: The relative Hessian convergence criterion of 22.107627762 is greater than the limit of 0.0001. The convergence is questionable.			0.00		Algorithm converged.	0.00	NE	0.9999	0.0465	>999.99		Algorithm converged.	0.00	NE
Cardiac disorders	Angina pectoris	> 60	328	66.3	2	0.6	341	68.5	0	0.0		*	Quasi-complete separation of data points detected.				*	WARNING: Negative of Hessian not positive definite.			NE		Algorithm converged.	NE	NE	NE		NE		Algorithm converged.	NE	NE
Cardiac disorders	Arrhythmia	<= 60	167	33.7	0	0.0	157	31.5	0	0.0	NE			NE	NE	NE		NE	NE	NE	NE		NE	NE	NE	NE	NE	NE		NE	NE	NE
Cardiac disorders	Arrhythmia	> 60	328	66.3	0	0.0	341	68.5	2	0.6		*	Quasi-complete separation of data points detected.				*	ERROR: The mean parameter is either invalid or at a limit of its range for some observations.			0.00		Algorithm converged.	0.00	NE	0.9999		>999.99		Algorithm converged.	0.00	NE
Cardiac disorders	Atrial fibrillation	<= 60	167	33.7	2	1.2	157	31.5	0	0.0		*	Quasi-complete separation of data points detected.				*	WARNING: Negative of Hessian not positive definite.			NE		Algorithm converged.	NE	NE	NE	0.0334	NE		Algorithm converged.	NE	NE
Cardiac disorders	Atrial fibrillation	> 60	328	66.3	3	0.9	341	68.5	9	2.6	0.34		Convergence criterion (GCONV=1E-8) satisfied.	0.09	1.27	-0.017		Algorithm converged.	-0.037	0.003	0.35		Algorithm converged.	0.09	1.27	0.1095		2.89		Algorithm converged.	0.79	10.57
Cardiac disorders	Atrial flutter	<= 60	167	33.7	1	0.6	157	31.5	1	0.6	0.94		Convergence criterion (GCONV=1E-8) satisfied.	0.06	15.15	0.000		Algorithm converged.	-0.017	0.017	0.94		Algorithm converged.	0.06	14.90	0.9651	1.0000	1.06		Algorithm converged.	0.07	16.86
Cardiac disorders	Atrial flutter	> 60	328	66.3	0	0.0	341	68.5	0	0.0	NE			NE	NE	NE		NE	NE	NE	NE		NE	NE	NE	NE		NE		NE	NE	NE
Cardiac disorders	Atrioventricular block	<= 60	167	33.7	0	0.0	157	31.5	0	0.0	NE			NE	NE	NE		NE	NE	NE	NE		NE	NE	NE	NE	NE	NE		NE	NE	NE
Cardiac disorders	Atrioventricular block	> 60	328	66.3	0	0.0	341	68.5	1	0.3		*	Quasi-complete separation of data points detected.				*	ERROR: The mean parameter is either invalid or at a limit of its range for some observations.			0.00		Algorithm converged.	0.00	NE	0.9999		>999.99		Algorithm converged.	0.00	NE
Cardiac disorders	Atrioventricular block complete	<= 60	167	33.7	0	0.0	157	31.5	0	0.0	NE			NE	NE	NE		NE	NE	NE	NE		NE	NE	NE	NE	NE	NE		NE	NE	NE
Cardiac disorders	Atrioventricular block complete	> 60	328	66.3	0	0.0	341	68.5	1	0.3		*	Quasi-complete separation of data points detected.				*	ERROR: The mean parameter is either invalid or at a limit of its range for some observations.			0.00		Algorithm converged.	0.00	NE	0.9999		>999.99		Algorithm converged.	0.00	NE
Cardiac disorders	Atrioventricular block first degree	<= 60	167	33.7	0	0.0	157	31.5	0	0.0	NE			NE	NE	NE		NE	NE	NE	NE		NE	NE	NE	NE	NE	NE		NE	NE	NE
Cardiac disorders	Atrioventricular block first degree	> 60	328	66.3	2	0.6	341	68.5	0	0.0		*	Quasi-complete separation of data points detected.				*	WARNING: Negative of Hessian not positive definite.			NE		Algorithm converged.	NE	NE	NE		NE		Algorithm converged.	NE	NE
Cardiac disorders	Bradycardia	<= 60	167	33.7	0	0.0	157	31.5	1	0.6		*	Quasi-complete separation of data points detected.				*	WARNING: The relative Hessian convergence criterion of 22.107627762 is greater than the limit of 0.0001. The convergence is questionable.			0.00		Algorithm converged.	0.00	NE	0.9999	0.3224	>999.99		Algorithm converged.	0.00	NE
Cardiac disorders	Bradycardia	> 60	328	66.3	2	0.6	341	68.5	3	0.9	0.69		Convergence criterion (GCONV=1E-8) satisfied.	0.11	4.16	-0.003		Algorithm converged.	-0.016	0.010	0.69		Algorithm converged.	0.12	4.12	0.6869		1.44		Algorithm converged.	0.24	8.58
Cardiac disorders	Cardiac disorder	<= 60	167	33.7	0	0.0	157	31.5	0	0.0	NE			NE	NE	NE		NE	NE	NE	NE		NE	NE	NE	NE	NE	NE		NE	NE	NE
Cardiac disorders	Cardiac disorder	> 60	328	66.3	0	0.0	341	68.5	1	0.3		*	Quasi-complete separation of data points detected.				*	ERROR: The mean parameter is either invalid or at a limit of its range for some observations.			0.00		Algorithm converged.	0.00	NE	0.9999		>999.99		Algorithm converged.	0.00	NE
Cardiac disorders	Cardiac dysfunction	<= 60	167	33.7	0	0.0	157	31.5	0	0.0	NE			NE	NE	NE		NE	NE	NE	NE		NE	NE	NE	NE	NE	NE		NE	NE	NE
Cardiac disorders	Cardiac dysfunction	> 60	328	66.3	1	0.3	341	68.5	0	0.0		*	Quasi-complete separation of data points detected.				*	WARNING: Negative of Hessian not positive definite.			NE		Algorithm converged.	NE	NE	NE		NE		Algorithm converged.	NE	NE
Cardiac disorders	Cardiac failure	<= 60	167	33.7	0	0.0	157	31.5	0	0.0	NE			NE	NE	NE		NE	NE	NE	NE		NE	NE	NE	NE	1.0000	NE		NE	NE	NE
Cardiac disorders	Cardiac failure	> 60	328	66.3	2	0.6	341	68.5	2	0.6	1.04		Convergence criterion (GCONV=1E-8) satisfied.	0.15	7.42	0.000		Algorithm converged.	-0.011	0.012	1.04		Algorithm converged.	0.15	7.34	0.9689		0.96		Algorithm converged.	0.14	6.79
Cardiac disorders	Cardiac failure congestive	<= 60	167	33.7	1	0.6	157	31.5	0	0.0		*	Quasi-complete separation of data points detected.				*	WARNING: Negative of Hessian not positive definite.			NE		Algorithm converged.	NE	NE	NE	0.0546	NE		Algorithm converged.	NE	NE
Cardiac disorders	Cardiac failure congestive	> 60	328	66.3	0	0.0	341	68.5	2	0.6		*	Quasi-complete separation of data points detected.				*	ERROR: The mean parameter is either invalid or at a limit of its range for some observations.			0.00		Algorithm converged.	0.00	NE	0.9999		>999.99		Algorithm converged.	0.00	NE
Cardiac disorders	Cardiomyopathy	<= 60	167	33.7	0	0.0	157	31.5	0	0.0	NE			NE	NE	NE		NE	NE	NE	NE		NE	NE	NE	NE	1.0000	NE		NE	NE	NE
Cardiac disorders	Cardiomyopathy	> 60	328	66.3	1	0.3	341	68.5	2	0.6	0.52		Convergence criterion (GCONV=1E-8) satisfied.	0.05	5.74	-0.003		Algorithm converged.	-0.013	0.007	0.52		Algorithm converged.	0.05	5.71	0.5925		1.92		Algorithm converged.	0.18	21.11
Cardiac disorders	Cardiopulmonary failure	<= 60	167	33.7	0	0.0	157	31.5	0	0.0	NE			NE	NE	NE		NE	NE	NE	NE		NE	NE	NE	NE	NE	NE		NE	NE	NE
Cardiac disorders	Cardiopulmonary failure	> 60	328	66.3	1	0.3	341	68.5	0	0.0		*	Quasi-complete separation of data points detected.				*	WARNING: Negative of Hessian not positive definite.			NE		Algorithm converged.	NE	NE	NE		NE		Algorithm converged.	NE	NE
Cardiac disorders	Diastolic dysfunction	<= 60	167	33.7	0	0.0	157	31.5	0	0.0	NE			NE	NE	NE		NE	NE	NE	NE		NE	NE	NE	NE	NE	NE		NE	NE	NE
Cardiac disorders	Diastolic dysfunction	> 60	328	66.3	0	0.0	341	68.5	1	0.3		*	Quasi-complete separation of data points detected.				*	ERROR: The mean parameter is either invalid or at a limit of its range for some observations.			0.00		Algorithm converged.	0.00	NE	0.9999		>999.99		Algorithm converged.	0.00	NE
Cardiac disorders	Left ventricular dysfunction	<= 60	167	33.7	0	0.0	157	31.5	1	0.6		*	Quasi-complete separation of data points detected.				*	WARNING: The relative Hessian convergence criterion of 22.107627685 is greater than the limit of 0.0001. The convergence is questionable.			0.00		Algorithm converged.	0.00	NE	0.9999	0.2597	>999.99		Algorithm converged.	0.00	NE
Cardiac disorders	Left ventricular dysfunction	> 60	328	66.3	2	0.6	341	68.5	2	0.6	1.04		Convergence criterion (GCONV=1E-8) satisfied.	0.15	7.42	0.000		Algorithm converged.	-0.011	0.012	1.04		Algorithm converged.	0.15	7.34	0.9689		0.96		Algorithm converged.	0.14	6.79
Cardiac disorders	Myocardial infarction	<= 60	167	33.7	0	0.0	157	31.5	0	0.0	NE			NE	NE	NE		NE	NE	NE	NE		NE	NE	NE	NE	NE	NE		NE	NE	NE
Cardiac disorders	Myocardial infarction	> 60	328	66.3	1	0.3	341	68.5	0	0.0		*	Quasi-complete separation of data points detected.				*	WARNING: Negative of Hessian not positive definite.			NE		Algorithm converged.	NE	NE	NE		NE		Algorithm converged.	NE	NE
Cardiac disorders	Palpitations	<= 60	167	33.7	1	0.6	157	31.5	3	1.9	0.31		Convergence criterion (GCONV=1E-8) satisfied.	0.03	3.00	-0.013		Algorithm converged.	-0.038	0.011	0.31		Algorithm converged.	0.03	2.98	0.3127	0.7075	3.19		Algorithm converged.	0.34	30.36
Cardiac disorders	Palpitations	> 60	328	66.3	1	0.3	341	68.5	6	1.8	0.17		Convergence criterion (GCONV=1E-8) satisfied.	0.02	1.43	-0.015		Algorithm converged.	-0.030	0.001	0.17		Algorithm converged.	0.02	1.43	0.1037		5.77		Algorithm converged.	0.70	47.68
Cardiac disorders	Pericardial effusion	<= 60	167	33.7	0	0.0	157	31.5	0	0.0	NE			NE	NE	NE		NE	NE	NE	NE		NE	NE	NE	NE	NE	NE		NE	NE	NE
Cardiac disorders	Pericardial effusion	> 60	328	66.3	0	0.0	341	68.5	3	0.9		*	Quasi-complete separation of data points detected.				*	ERROR: The mean parameter is either invalid or at a limit of its range for some observations.			0.00		Algorithm converged.	0.00	NE	0.9999		>999.99		Algorithm converged.	0.00	NE
Cardiac disorders	Pericarditis	<= 60	167	33.7	1	0.6	157	31.5	0	0.0		*	Quasi-complete separation of data points detected.				*	WARNING: Negative of Hessian not positive definite.			NE		Algorithm converged.	NE	NE	NE	NE	NE		Algorithm converged.	NE	NE
Cardiac disorders	Pericarditis	> 60	328	66.3	0	0.0	341	68.5	0	0.0	NE			NE	NE	NE		NE	NE	NE	NE		NE	NE	NE	NE		NE		NE	NE	NE
Cardiac disorders	Sinus bradycardia	<= 60	167	33.7	0	0.0	157	31.5	1	0.6		*	Quasi-complete separation of data points detected.				*	WARNING: The relative Hessian convergence criterion of 22.107627685 is greater than the limit of 0.0001. The convergence is questionable.			0.00		Algorithm converged.	0.00	NE	0.9999	1.0000	>999.99		Algorithm converged.	0.00	NE
Cardiac disorders	Sinus bradycardia	> 60	328	66.3	0	0.0	341	68.5	1	0.3		*	Quasi-complete separation of data points detected.				*	ERROR: The mean parameter is either invalid or at a limit of its range for some observations.			0.00		Algorithm converged.	0.00	NE	0.9999		>999.99		Algorithm converged.	0.00	NE
Cardiac disorders	Sinus tachycardia	<= 60	167	33.7	1	0.6	157	31.5	4	2.5	0.23		Convergence criterion (GCONV=1E-8) satisfied.	0.03	2.08	-0.019		Algorithm converged.	-0.047	0.008	0.24		Algorithm converged.	0.03	2.08	0.1930	0.0053	4.25		Algorithm converged.	0.48	37.66
Cardiac disorders	Sinus tachycardia	> 60	328	66.3	4	1.2	341	68.5	0	0.0		*	Quasi-complete separation of data points detected.				*	WARNING: Negative of Hessian not positive definite.			NE		Algorithm converged.	NE	NE	NE		NE		Algorithm converged.	NE	NE
Cardiac disorders	Supraventricular extrasystoles	<= 60	167	33.7	1	0.6	157	31.5	0	0.0		*	Quasi-complete separation of data points detected.				*	WARNING: Negative of Hessian not positive definite.			NE		Algorithm converged.	NE	NE	NE	0.2923	NE		Algorithm converged.	NE	NE
Cardiac disorders	Supraventricular extrasystoles	> 60	328	66.3	2	0.6	341	68.5	2	0.6	1.04		Convergence criterion (GCONV=1E-8) satisfied.	0.15	7.42	0.000		Algorithm converged.	-0.011	0.012	1.04		Algorithm converged.	0.15	7.34	0.9689		0.96		Algorithm converged.	0.14	6.79
Cardiac disorders	Supraventricular tachycardia	<= 60	167	33.7	0	0.0	157	31.5	0	0.0	NE			NE	NE	NE		NE	NE	NE	NE		NE	NE	NE	NE	1.0000	NE		NE	NE	NE
Cardiac disorders	Supraventricular tachycardia	> 60	328	66.3	1	0.3	341	68.5	1	0.3	1.04		Convergence criterion (GCONV=1E-8) satisfied.	0.06	16.69	0.000		Algorithm converged.	-0.008	0.008	1.04		Algorithm converged.	0.07	16.55	0.9780		0.96		Algorithm converged.	0.06	15.31
Cardiac disorders	Tachycardia	<= 60	167	33.7	3	1.8	157	31.5	3	1.9	0.94		Convergence criterion (GCONV=1E-8) satisfied.	0.19	4.72	-0.001		Algorithm converged.	-0.031	0.028	0.94		Algorithm converged.	0.19	4.59	0.9392	0.9136	1.06		Algorithm converged.	0.22	5.19
Cardiac disorders	Tachycardia	> 60	328	66.3	9	2.7	341	68.5	11	3.2	0.85		Convergence criterion (GCONV=1E-8) satisfied.	0.35	2.07	-0.005		Algorithm converged.	-0.031	0.021	0.85		Algorithm converged.	0.36	2.03	0.7148		1.18		Algorithm converged.	0.49	2.80
Cardiac disorders	Ventricular arrhythmia	<= 60	167	33.7	0	0.0	157	31.5	1	0.6		*	Quasi-complete separation of data points detected.				*	WARNING: The relative Hessian convergence criterion of 22.107627839 is greater than the limit of 0.0001. The convergence is questionable.			0.00		Algorithm converged.	0.00	NE	0.9999	NE	>999.99		Algorithm converged.	0.00	NE
Cardiac disorders	Ventricular arrhythmia	> 60	328	66.3	0	0.0	341	68.5	0	0.0	NE			NE	NE	NE		NE	NE	NE	NE		NE	NE	NE	NE		NE		NE	NE	NE
Cardiac disorders	Ventricular extrasystoles	<= 60	167	33.7	0	0.0	157	31.5	1	0.6		*	Quasi-complete separation of data points detected.				*	WARNING: The relative Hessian convergence criterion of 22.107627762 is greater than the limit of 0.0001. The convergence is questionable.			0.00		Algorithm converged.	0.00	NE	0.9999	0.2905	>999.99		Algorithm converged.	0.00	NE
Cardiac disorders	Ventricular extrasystoles	> 60	328	66.3	1	0.3	341	68.5	1	0.3	1.04		Convergence criterion (GCONV=1E-8) satisfied.	0.06	16.69	0.000		Algorithm converged.	-0.008	0.008	1.04		Algorithm converged.	0.07	16.55	0.9780		0.96		Algorithm converged.	0.06	15.31
Congenital, familial and genetic disorders		<= 60	167	33.7	1	0.6	157	31.5	0	0.0		*	Quasi-complete separation of data points detected.				*	WARNING: Negative of Hessian not positive definite.			NE		Algorithm converged.	NE	NE	NE	0.4267	NE		Algorithm converged.	NE	NE
Congenital, familial and genetic disorders		> 60	328	66.3	2	0.6	341	68.5	1	0.3	2.09		Convergence criterion (GCONV=1E-8) satisfied.	0.19	23.11	0.003		Algorithm converged.	-0.007	0.013	2.08		Algorithm converged.	0.19	22.82	0.5493		0.48		Algorithm converged.	0.04	5.28
Congenital, familial and genetic disorders	Aplasia	<= 60	167	33.7	1	0.6	157	31.5	0	0.0		*	Quasi-complete separation of data points detected.				*	WARNING: Negative of Hessian not positive definite.			NE		Algorithm converged.	NE	NE	NE	NE	NE		Algorithm converged.	NE	NE
Congenital, familial and genetic disorders	Aplasia	> 60	328	66.3	0	0.0	341	68.5	0	0.0	NE			NE	NE	NE		NE	NE	NE	NE		NE	NE	NE	NE		NE		NE	NE	NE
Congenital, familial and genetic disorders	Dacryocystocoele	<= 60	167	33.7	0	0.0	157	31.5	0	0.0	NE			NE	NE	NE		NE	NE	NE	NE		NE	NE	NE	NE	NE	NE		NE	NE	NE
Congenital, familial and genetic disorders	Dacryocystocoele	> 60	328	66.3	0	0.0	341	68.5	1	0.3		*	Quasi-complete separation of data points detected.				*	ERROR: The mean parameter is either invalid or at a limit of its range for some observations.			0.00		Algorithm converged.	0.00	NE	0.9999		>999.99		Algorithm converged.	0.00	NE

Congenital, familial and genetic disorders	Disseminated superficial actinic porokeratosis	<= 60	167	33.7	0	0.0	157	31.5	0	0.0	NE			NE	NE	NE		NE	NE	NE	NE		NE	NE	NE	NE	NE	NE		NE	NE	NE
Congenital, familial and genetic disorders	Disseminated superficial actinic porokeratosis	> 60	328	66.3	1	0.3	341	68.5	0	0.0		*	Quasi-complete separation of data points detected.				*	WARNING: Negative of Hessian not positive definite.			NE		Algorithm converged.	NE	NE	NE		NE		Algorithm converged.	NE	NE
Congenital, familial and genetic disorders	Pyloric stenosis	<= 60	167	33.7	0	0.0	157	31.5	0	0.0	NE			NE	NE	NE		NE	NE	NE	NE		NE	NE	NE	NE	NE	NE		NE	NE	NE
Congenital, familial and genetic disorders	Pyloric stenosis	> 60	328	66.3	1	0.3	341	68.5	0	0.0		*	Quasi-complete separation of data points detected.				*	WARNING: Negative of Hessian not positive definite.			NE		Algorithm converged.	NE	NE	NE		NE		Algorithm converged.	NE	NE
Ear and labyrinth disorders		<= 60	167	33.7	9	5.4	157	31.5	11	7.0	0.76		Convergence criterion (GCONV=1E-8) satisfied.	0.30	1.88	-0.016		Algorithm converged.	-0.069	0.036	0.77		Algorithm converged.	0.33	1.81	0.5468	0.1018	1.30		Algorithm converged.	0.55	3.05
Ear and labyrinth disorders		> 60	328	66.3	22	6.7	341	68.5	12	3.5	1.97		Convergence criterion (GCONV=1E-8) satisfied.	0.96	4.05	0.032		Algorithm converged.	-0.002	0.065	1.91		Algorithm converged.	0.96	3.79	0.0657		0.52		Algorithm converged.	0.26	1.04
Ear and labyrinth disorders	Deafness	<= 60	167	33.7	0	0.0	157	31.5	1	0.6		*	Quasi-complete separation of data points detected.				*	WARNING: The relative Hessian convergence criterion of 22.107627762 is greater than the limit of 0.0001. The convergence is questionable.			0.00		Algorithm converged.	0.00	NE	0.9999	0.2905	>999.99		Algorithm converged.	0.00	NE
Ear and labyrinth disorders	Deafness	> 60	328	66.3	1	0.3	341	68.5	1	0.3	1.04		Convergence criterion (GCONV=1E-8) satisfied.	0.06	16.69	0.000		Algorithm converged.	-0.008	0.008	1.04		Algorithm converged.	0.07	16.55	0.9780		0.96		Algorithm converged.	0.06	15.31
Ear and labyrinth disorders	Deafness unilateral	<= 60	167	33.7	0	0.0	157	31.5	0	0.0	NE			NE	NE	NE		NE	NE	NE	NE		NE	NE	NE	NE	NE	NE		NE	NE	NE
Ear and labyrinth disorders	Deafness unilateral	> 60	328	66.3	0	0.0	341	68.5	1	0.3		*	Quasi-complete separation of data points detected.				*	ERROR: The mean parameter is either invalid or at a limit of its range for some observations.			0.00		Algorithm converged.	0.00	NE	0.9999		>999.99		Algorithm converged.	0.00	NE
Ear and labyrinth disorders	Ear congestion	<= 60	167	33.7	0	0.0	157	31.5	0	0.0	NE			NE	NE	NE		NE	NE	NE	NE		NE	NE	NE	NE	NE	NE		NE	NE	NE
Ear and labyrinth disorders	Ear congestion	> 60	328	66.3	1	0.3	341	68.5	0	0.0		*	Quasi-complete separation of data points detected.				*	WARNING: Negative of Hessian not positive definite.			NE		Algorithm converged.	NE	NE	NE		NE		Algorithm converged.	NE	NE
Ear and labyrinth disorders	Ear discomfort	<= 60	167	33.7	1	0.6	157	31.5	0	0.0		*	Quasi-complete separation of data points detected.				*	WARNING: Negative of Hessian not positive definite.			NE		Algorithm converged.	NE	NE	NE	NE	NE		Algorithm converged.	NE	NE
Ear and labyrinth disorders	Ear discomfort	> 60	328	66.3	0	0.0	341	68.5	0	0.0	NE			NE	NE	NE		NE	NE	NE	NE		NE	NE	NE	NE		NE		NE	NE	NE
Ear and labyrinth disorders	Ear disorder	<= 60	167	33.7	1	0.6	157	31.5	0	0.0		*	Quasi-complete separation of data points detected.				*	WARNING: Negative of Hessian not positive definite.			NE		Algorithm converged.	NE	NE	NE	NE	NE		Algorithm converged.	NE	NE
Ear and labyrinth disorders	Ear disorder	> 60	328	66.3	0	0.0	341	68.5	0	0.0	NE			NE	NE	NE		NE	NE	NE	NE		NE	NE	NE	NE		NE		NE	NE	NE
Ear and labyrinth disorders	Ear pain	<= 60	167	33.7	1	0.6	157	31.5	3	1.9	0.31		Convergence criterion (GCONV=1E-8) satisfied.	0.03	3.00	-0.013		Algorithm converged.	-0.038	0.011	0.31		Algorithm converged.	0.03	2.98	0.3127	0.1621	3.19		Algorithm converged.	0.34	30.36
Ear and labyrinth disorders	Ear pain	> 60	328	66.3	4	1.2	341	68.5	2	0.6	2.09		Convergence criterion (GCONV=1E-8) satisfied.	0.38	11.50	0.006		Algorithm converged.	-0.008	0.021	2.08		Algorithm converged.	0.38	11.28	0.3961		0.48		Algorithm converged.	0.09	2.61
Ear and labyrinth disorders	Ear pruritus	<= 60	167	33.7	0	0.0	157	31.5	2	1.3		*	Quasi-complete separation of data points detected.				*	WARNING: The relative Hessian convergence criterion of 14.109054211 is greater than the limit of 0.0001. The convergence is questionable.			0.00		Algorithm converged.	0.00	NE	0.9999	0.1757	>999.99		Algorithm converged.	0.00	NE
Ear and labyrinth disorders	Ear pruritus	> 60	328	66.3	1	0.3	341	68.5	1	0.3	1.04		Convergence criterion (GCONV=1E-8) satisfied.	0.06	16.69	0.000		Algorithm converged.	-0.008	0.008	1.04		Algorithm converged.	0.07	16.55	0.9780		0.96		Algorithm converged.	0.06	15.31
Ear and labyrinth disorders	Hypoacusis	<= 60	167	33.7	0	0.0	157	31.5	1	0.6		*	Quasi-complete separation of data points detected.				*	WARNING: The relative Hessian convergence criterion of 22.107627839 is greater than the limit of 0.0001. The convergence is questionable.			0.00		Algorithm converged.	0.00	NE	0.9999	0.1244	>999.99		Algorithm converged.	0.00	NE
Ear and labyrinth disorders	Hypoacusis	> 60	328	66.3	3	0.9	341	68.5	1	0.3	3.14		Convergence criterion (GCONV=1E-8) satisfied.	0.32	30.32	0.006		Algorithm converged.	-0.006	0.018	3.12		Algorithm converged.	0.33	29.83	0.3235		0.32		Algorithm converged.	0.03	3.07
Ear and labyrinth disorders	Meniere's disease	<= 60	167	33.7	0	0.0	157	31.5	0	0.0	NE			NE	NE	NE		NE	NE	NE	NE		NE	NE	NE	NE	NE	NE		NE	NE	NE
Ear and labyrinth disorders	Meniere's disease	> 60	328	66.3	0	0.0	341	68.5	1	0.3		*	Quasi-complete separation of data points detected.				*	ERROR: The mean parameter is either invalid or at a limit of its range for some observations.			0.00		Algorithm converged.	0.00	NE	0.9999		>999.99		Algorithm converged.	0.00	NE
Ear and labyrinth disorders	Mixed deafness	<= 60	167	33.7	0	0.0	157	31.5	0	0.0	NE			NE	NE	NE		NE	NE	NE	NE		NE	NE	NE	NE	NE	NE		NE	NE	NE
Ear and labyrinth disorders	Mixed deafness	> 60	328	66.3	0	0.0	341	68.5	1	0.3		*	Quasi-complete separation of data points detected.				*	ERROR: The mean parameter is either invalid or at a limit of its range for some observations.			0.00		Algorithm converged.	0.00	NE	0.9999		>999.99		Algorithm converged.	0.00	NE
Ear and labyrinth disorders	Paraesthesia ear	<= 60	167	33.7	0	0.0	157	31.5	0	0.0	NE			NE	NE	NE		NE	NE	NE	NE		NE	NE	NE	NE	NE	NE		NE	NE	NE
Ear and labyrinth disorders	Paraesthesia ear	> 60	328	66.3	0	0.0	341	68.5	1	0.3		*	Quasi-complete separation of data points detected.				*	ERROR: The mean parameter is either invalid or at a limit of its range for some observations.			0.00		Algorithm converged.	0.00	NE	0.9999		>999.99		Algorithm converged.	0.00	NE
Ear and labyrinth disorders	Tinnitus	<= 60	167	33.7	5	3.0	157	31.5	3	1.9	1.58		Convergence criterion (GCONV=1E-8) satisfied.	0.37	6.74	0.011		Algorithm converged.	-0.023	0.044	1.57		Algorithm converged.	0.38	6.45	0.5338	0.5630	0.64		Algorithm converged.	0.16	2.63
Ear and labyrinth disorders	Tinnitus	> 60	328	66.3	8	2.4	341	68.5	3	0.9	2.82		Convergence criterion (GCONV=1E-8) satisfied.	0.74	10.71	0.016		Algorithm converged.	-0.004	0.035	2.77		Algorithm converged.	0.74	10.36	0.1295		0.36		Algorithm converged.	0.10	1.35
Ear and labyrinth disorders	Tympanic membrane perforation	<= 60	167	33.7	0	0.0	157	31.5	0	0.0	NE			NE	NE	NE		NE	NE	NE	NE		NE	NE	NE	NE	NE	NE		NE	NE	NE
Ear and labyrinth disorders	Tympanic membrane perforation	> 60	328	66.3	0	0.0	341	68.5	1	0.3		*	Quasi-complete separation of data points detected.				*	ERROR: The mean parameter is either invalid or at a limit of its range for some observations.			0.00		Algorithm converged.	0.00	NE	0.9999		>999.99		Algorithm converged.	0.00	NE
Ear and labyrinth disorders	Vertigo	<= 60	167	33.7	1	0.6	157	31.5	2	1.3	0.47		Convergence criterion (GCONV=1E-8) satisfied.	0.04	5.20	-0.007		Algorithm converged.	-0.028	0.014	0.47		Algorithm converged.	0.04	5.13	0.5360	0.0687	2.13		Algorithm converged.	0.19	23.23
Ear and labyrinth disorders	Vertigo	> 60	328	66.3	7	2.1	341	68.5	1	0.3	7.41		Convergence criterion (GCONV=1E-8) satisfied.	0.91	60.59	0.018		Algorithm converged.	0.002	0.035	7.28		Algorithm converged.	0.90	58.83	0.0627		0.14		Algorithm converged.	0.02	1.11
Endocrine disorders		<= 60	167	33.7	2	1.2	157	31.5	1	0.6	1.89		Convergence criterion (GCONV=1E-8) satisfied.	0.17	21.06	0.006		Algorithm converged.	-0.015	0.026	1.88		Algorithm converged.	0.17	20.53	0.6047	0.6820	0.53		Algorithm converged.	0.05	5.81
Endocrine disorders		> 60	328	66.3	3	0.9	341	68.5	3	0.9	1.04		Convergence criterion (GCONV=1E-8) satisfied.	0.21	5.19	0.000		Algorithm converged.	-0.014	0.015	1.04		Algorithm converged.	0.21	5.11	0.9619		0.96		Algorithm converged.	0.20	4.73
Endocrine disorders	Adrenal insufficiency	<= 60	167	33.7	0	0.0	157	31.5	0	0.0	NE			NE	NE	NE		NE	NE	NE	NE		NE	NE	NE	NE	1.0000	NE		NE	NE	NE
Endocrine disorders	Adrenal insufficiency	> 60	328	66.3	1	0.3	341	68.5	1	0.3	1.04		Convergence criterion (GCONV=1E-8) satisfied.	0.06	16.69	0.000		Algorithm converged.	-0.008	0.008	1.04		Algorithm converged.	0.07	16.55	0.9780		0.96		Algorithm converged.	0.06	15.31
Endocrine disorders	Diabetes insipidus	<= 60	167	33.7	0	0.0	157	31.5	0	0.0	NE			NE	NE	NE		NE	NE	NE	NE		NE	NE	NE	NE	NE	NE		NE	NE	NE
Endocrine disorders	Diabetes insipidus	> 60	328	66.3	0	0.0	341	68.5	1	0.3		*	Quasi-complete separation of data points detected.				*	ERROR: The mean parameter is either invalid or at a limit of its range for some observations.			0.00		Algorithm converged.	0.00	NE	0.9999		>999.99		Algorithm converged.	0.00	NE
Endocrine disorders	Glucocorticoid deficiency	<= 60	167	33.7	1	0.6	157	31.5	0	0.0		*	Quasi-complete separation of data points detected.				*	WARNING: Negative of Hessian not positive definite.			NE		Algorithm converged.	NE	NE	NE	0.1018	NE		Algorithm converged.	NE	NE
Endocrine disorders	Glucocorticoid deficiency	> 60	328	66.3	0	0.0	341	68.5	1	0.3		*	Quasi-complete separation of data points detected.				*	ERROR: The mean parameter is either invalid or at a limit of its range for some observations.			0.00		Algorithm converged.	0.00	NE	0.9999		>999.99		Algorithm converged.	0.00	NE
Endocrine disorders	Hyperthyroidism	<= 60	167	33.7	0	0.0	157	31.5	0	0.0	NE			NE	NE	NE		NE	NE	NE	NE		NE	NE	NE	NE	NE	NE		NE	NE	NE
Endocrine disorders	Hyperthyroidism	> 60	328	66.3	1	0.3	341	68.5	0	0.0		*	Quasi-complete separation of data points detected.				*	WARNING: Negative of Hessian not positive definite.			NE		Algorithm converged.	NE	NE	NE		NE		Algorithm converged.	NE	NE
Endocrine disorders	Hypopituitarism	<= 60	167	33.7	0	0.0	157	31.5	0	0.0	NE			NE	NE	NE		NE	NE	NE	NE		NE	NE	NE	NE	NE	NE		NE	NE	NE
Endocrine disorders	Hypopituitarism	> 60	328	66.3	0	0.0	341	68.5	1	0.3		*	Quasi-complete separation of data points detected.				*	ERROR: The mean parameter is either invalid or at a limit of its range for some observations.			0.00		Algorithm converged.	0.00	NE	0.9999		>999.99		Algorithm converged.	0.00	NE
Endocrine disorders	Hypothyroidism	<= 60	167	33.7	0	0.0	157	31.5	1	0.6		*	Quasi-complete separation of data points detected.				*	WARNING: The relative Hessian convergence criterion of 22.107627839 is greater than the limit of 0.0001. The convergence is questionable.			0.00		Algorithm converged.	0.00	NE	0.9999	0.2905	>999.99		Algorithm converged.	0.00	NE
Endocrine disorders	Hypothyroidism	> 60	328	66.3	1	0.3	341	68.5	1	0.3	1.04		Convergence criterion (GCONV=1E-8) satisfied.	0.06	16.69	0.000		Algorithm converged.	-0.008	0.008	1.04		Algorithm converged.	0.07	16.55	0.9780		0.96		Algorithm converged.	0.06	15.31
Endocrine disorders	Steroid withdrawal syndrome	<= 60	167	33.7	1	0.6	157	31.5	0	0.0		*	Quasi-complete separation of data points detected.				*	ERROR: Error in computing the link function, its derivatives, or the variance function.			NE		Algorithm converged.	NE	NE	NE	NE	NE		Algorithm converged.	NE	NE
Endocrine disorders	Steroid withdrawal syndrome	> 60	328	66.3	0	0.0	341	68.5	0	0.0	NE			NE	NE	NE		NE	NE	NE	NE		NE	NE	NE	NE		NE		NE	NE	NE
Eye disorders		<= 60	167	33.7	18	10.8	157	31.5	22	14.0	0.74		Convergence criterion (GCONV=1E-8) satisfied.	0.38	1.44	-0.032		Algorithm converged.	-0.104	0.039	0.77		Algorithm converged.	0.43	1.38	0.3781	0.0413	1.30		Algorithm converged.	0.73	2.33
Eye disorders		> 60	328	66.3	43	13.1	341	68.5	27	7.9	1.75		Convergence criterion (GCONV=1E-8) satisfied.	1.06	2.91	0.052		Algorithm converged.	0.005	0.098	1.66		Algorithm converged.	1.05	2.61	0.0305		0.60		Algorithm converged.	0.38	0.95
Eye disorders	Angle closure glaucoma	<= 60	167	33.7	0	0.0	157	31.5	0	0.0	NE			NE	NE	NE		NE	NE	NE	NE		NE	NE	NE	NE	NE	NE		NE	NE	NE
Eye disorders	Angle closure glaucoma	> 60	328	66.3	1	0.3	341	68.5	0	0.0		*	Quasi-complete separation of data points detected.				*	WARNING: Negative of Hessian not positive definite.			NE		Algorithm converged.	NE	NE	NE		NE		Algorithm converged.	NE	NE
Eye disorders	Asthenopia	<= 60	167	33.7	0	0.0	157	31.5	0	0.0	NE			NE	NE	NE		NE	NE	NE	NE		NE	NE	NE	NE	NE	NE		NE	NE	NE
Eye disorders	Asthenopia	> 60	328	66.3	0	0.0	341	68.5	1	0.3		*	Quasi-complete separation of data points detected.				*	ERROR: The mean parameter is either invalid or at a limit of its range for some observations.			0.00		Algorithm converged.	0.00	NE	0.9999		>999.99		Algorithm converged.	0.00	NE
Eye disorders	Blepharitis	<= 60	167	33.7	0	0.0	157	31.5	1	0.6		*	Quasi-complete separation of data points detected.				*	WARNING: The relative Hessian convergence criterion of 22.107627762 is greater than the limit of 0.0001. The convergence is questionable.			0.00		Algorithm converged.	0.00	NE	0.9999	0.0897	>999.99		Algorithm converged.	0.00	NE
Eye disorders	Blepharitis	> 60	328	66.3	1	0.3	341	68.5	0	0.0		*	Quasi-complete separation of data points detected.				*	WARNING: Negative of Hessian not positive definite.			NE		Algorithm converged.	NE	NE	NE		NE		Algorithm converged.	NE	NE
Eye disorders	Blindness	<= 60	167	33.7	0	0.0	157	31.5	1	0.6		*	Quasi-complete separation of data points detected.				*	WARNING: The relative Hessian convergence criterion of 22.107627839 is greater than the limit of 0.0001. The convergence is questionable.			0.00		Algorithm converged.	0.00	NE	0.9999	NE	>999.99		Algorithm converged.	0.00	NE
Eye disorders	Blindness	> 60	328	66.3	0	0.0	341	68.5	0	0.0	NE			NE	NE	NE		NE	NE	NE	NE		NE	NE	NE	NE		NE		NE	NE	NE
Eye disorders	Cataract	<= 60	167	33.7	2	1.2	157	31.5	0	0.0		*	Quasi-complete separation of data points detected.				*	WARNING: Negative of Hessian not positive definite.			NE		Algorithm converged.	NE	NE	NE	0.2923	NE		Algorithm converged.	NE	NE
Eye disorders	Cataract	> 60	328	66.3	2	0.6	341	68.5	1	0.3	2.09		Convergence criterion (GCONV=1E-8) satisfied.	0.19	23.11	0.003		Algorithm converged.	-0.007	0.013	2.08		Algorithm converged.	0.19	22.82	0.5493		0.48		Algorithm converged.	0.04	5.28
Eye disorders	Chalazion	<= 60	167	33.7	0	0.0	157	31.5	0	0.0	NE			NE	NE	NE		NE	NE	NE	NE		NE	NE	NE	NE	NE	NE		NE	NE	NE
Eye disorders	Chalazion	> 60	328	66.3	0	0.0	341	68.5	1	0.3		*	Quasi-complete separation of data points detected.				*	ERROR: The mean parameter is either invalid or at a limit of its range for some observations.			0.00		Algorithm converged.	0.00	NE	0.9999		>999.99		Algorithm converged.	0.00	NE
Eye disorders	Conjunctival haemorrhage	<= 60	167	33.7	0	0.0	157	31.5	0	0.0	NE			NE	NE	NE		NE	NE	NE	NE		NE	NE	NE	NE	NE	NE		NE	NE	NE
Eye disorders	Conjunctival haemorrhage	> 60	328	66.3	1	0.3	341	68.5	0	0.0		*	Quasi-complete separation of data points detected.				*	WARNING: Negative of Hessian not positive definite.			NE		Algorithm converged.	NE	NE	NE		NE		Algorithm converged.	NE	NE
Eye disorders	Conjunctival hyperaemia	<= 60	167	33.7	0	0.0	157	31.5	1	0.6		*	Quasi-complete separation of data points detected.				*	WARNING: The relative Hessian convergence criterion of 22.107627762 is greater than the limit of 0.0001. The convergence is questionable.			0.00		Algorithm converged.	0.00	NE	0.9999	NE	>999.99		Algorithm converged.	0.00	NE
Eye disorders	Conjunctival hyperaemia	> 60	328	66.3	0	0.0	341	68.5	0	0.0	NE			NE	NE	NE		NE	NE	NE	NE		NE	NE	NE	NE		NE		NE	NE	NE
Eye disorders	Conjunctivitis allergic	<= 60	167	33.7	1	0.6	157	31.5	0	0.0		*	Quasi-complete separation of data points detected.				*	WARNING: Negative of Hessian not positive definite.			NE		Algorithm converged.	NE	NE	NE	1.0000	NE		Algorithm converged.	NE	NE
Eye disorders	Conjunctivitis allergic	> 60	328	66.3	1	0.3	341	68.5	0	0.0		*	Quasi-complete separation of data points detected.				*	WARNING: Negative of Hessian not positive definite.			NE		Algorithm converged.	NE	NE	NE		NE		Algorithm converged.	NE	NE
Eye disorders	Dacryostenosis acquired	<= 60	167	33.7	0	0.0	157	31.5	0	0.0	NE			NE	NE	NE		NE	NE	NE	NE		NE	NE	NE	NE	NE	NE		NE	NE	NE
Eye disorders	Dacryostenosis acquired	> 60	328	66.3	1	0.3	341	68.5	0	0.0		*	Quasi-complete separation of data points detected.				*	WARNING: The relative Hessian convergence criterion of 50.209912281 is greater than the limit of 0.0001. The convergence is questionable.			NE		Algorithm converged.	NE	NE	NE		NE		Algorithm converged.	NE	NE
Eye disorders	Diplopia	<= 60	167	33.7	0	0.0	157	31.5	0	0.0	NE			NE	NE	NE		NE	NE	NE	NE		NE	NE	NE	NE	NE	NE		NE	NE	NE
Eye disorders	Diplopia	> 60	328	66.3	1	0.3	341	68.5	0	0.0		*	Quasi-complete separation of data points detected.				*	WARNING: Negative of Hessian not positive definite.			NE		Algorithm converged.	NE	NE	NE		NE		Algorithm converged.	NE	NE
Eye disorders	Dry eye	<= 60	167	33.7	4	2.4	157	31.5	4	2.5	0.94		Convergence criterion (GCONV=1E-8) satisfied.	0.23	3.82	-0.002		Algorithm converged.	-0.035	0.032	0.94		Algorithm converged.	0.24	3.69	0.9295	0.6587	1.06		Algorithm converged.	0.27	4.18
Eye disorders	Dry eye	> 60	328	66.3	8	2.4	341	68.5	6	1.8	1.40		Convergence criterion (GCONV=1E-8) satisfied.	0.48	4.07	0.007		Algorithm converged.	-0.015	0.029	1.39		Algorithm converged.	0.49	3.95	0.5412		0.72		Algorithm converged.	0.25	2.06
Eye disorders	Ectropion	<= 60	167	33.7	0	0.0	157	31.5	0	0.0	NE			NE	NE	NE		NE	NE	NE	NE		NE	NE	NE	NE	NE	NE		NE	NE	NE
Eye disorders	Ectropion	> 60	328	66.3	1	0.3	341	68.5	0	0.0		*	Quasi-complete separation of data points detected.				*	WARNING: Negative of Hessian not positive definite.			NE		Algorithm converged.	NE	NE	NE		NE		Algorithm converged.	NE	NE
Eye disorders	Erythema of eyelid	<= 60	167	33.7	0	0.0	157	31.5	0	0.0	NE			NE	NE	NE		NE	NE	NE	NE		NE	NE	NE	NE	NE	NE		NE	NE	NE
Eye disorders	Erythema of eyelid	> 60	328	66.3	0	0.0	341	68.5	1	0.3		*	Quasi-complete separation of data points detected.				*	ERROR: The mean parameter is either invalid or at a limit of its range for some observations.			0.00		Algorithm converged.	0.00	NE	0.9999		>999.99		Algorithm converged.	0.00	NE
Eye disorders	Exophthalmos	<= 60	167	33.7	0	0.0	157	31.5	0	0.0	NE			NE	NE	NE		NE	NE	NE	NE		NE	NE	NE	NE	NE	NE		NE	NE	NE
Eye disorders	Exophthalmos	> 60	328	66.3	0	0.0	341	68.5	1	0.3		*	Quasi-complete separation of data points detected.				*	ERROR: The mean parameter is either invalid or at a limit of its range for some observations.			0.00		Algorithm converged.	0.00	NE	0.9999		>999.99		Algorithm converged.	0.00	NE
Eye disorders	Eye discharge	<= 60	167	33.7	0	0.0	157	31.5	0	0.0	NE			NE	NE	NE		NE	NE	NE	NE		NE	NE	NE	NE	NE	NE		NE	NE	NE
Eye disorders	Eye discharge	> 60	328	66.3	1	0.3	341	68.5	0	0.0		*	Quasi-complete separation of data points detected.				*	WARNING: Negative of Hessian not positive definite.			NE		Algorithm converged.	NE	NE	NE		NE		Algorithm converged.	NE	NE
Eye disorders	Eye inflammation	<= 60	167	33.7	0	0.0	157	31.5	0	0.0	NE			NE	NE	NE		NE	NE	NE	NE		NE	NE	NE	NE	NE	NE		NE	NE	NE
Eye disorders	Eye inflammation	> 60	328	66.3	1	0.3	341	68.5	0	0.0		*	Quasi-complete separation of data points detected.				*	WARNING: Negative of Hessian not positive definite.			NE		Algorithm converged.	NE	NE	NE		NE		Algorithm converged.	NE	NE
Eye disorders	Eye irritation	<= 60	167	33.7	1	0.6	157	31.5	0	0.0		*	Quasi-complete separation of data points detected.				*	ERROR: Error in computing the link function, its derivatives, or the variance function.			NE		Algorithm converged.	NE	NE	NE	1.0000	NE		Algorithm converged.	NE	NE
Eye disorders	Eye irritation	> 60	328	66.3	2	0.6	341	68.5	0	0.0		*	Quasi-complete separation of data points detected.				*	WARNING: Negative of Hessian not positive definite.			NE		Algorithm converged.	NE	NE	NE		NE		Algorithm converged.	NE	NE
Eye disorders	Eye movement disorder	<= 60	167	33.7	0	0.0	157	31.5	0	0.0	NE			NE	NE	NE		NE	NE	NE	NE		NE	NE	NE	NE	NE	NE		NE	NE	NE
Eye disorders	Eye movement disorder	> 60	328	66.3	1	0.3	341	68.5	0	0.0		*	Quasi-complete separation of data points detected.				*	WARNING: Negative of Hessian not positive definite.			NE		Algorithm converged.	NE	NE	NE		NE		Algorithm converged.	NE	NE
Eye disorders	Eye pain	<= 60	167	33.7	1	0.6	157	31.5	1	0.6	0.94		Convergence criterion (GCONV=1E-8) satisfied.	0.06	15.15	0.000		Algorithm converged.	-0.017	0.017	0.94		Algorithm converged.	0.06	14.90	0.9651	0.2905	1.06		Algorithm converged.	0.07	16.86
Eye disorders	Eye pain	> 60	328	66.3	1	0.3	341	68.5	0	0.0		*	Quasi-complete separation of data points detected.				*	WARNING: Negative of Hessian not positive definite.			NE		Algorithm converged.	NE	NE	NE		NE		Algorithm converged.	NE	NE
Eye disorders	Eye pruritus	<= 60	167	33.7	1	0.6	157	31.5	5	3.2	0.18		Convergence criterion (GCONV=1E-8) satisfied.	0.02	1.59	-0.026		Algorithm converged.	-0.056	0.004	0.19		Algorithm converged.	0.02	1.59	0.1252	0.0771	5.32		Algorithm converged.	0.63	45.02
Eye disorders	Eye pruritus	> 60	328	66.3	1	0.3	341	68.5	0	0.0		*	Quasi-complete separation of data points detected.				*	WARNING: Negative of Hessian not positive definite.			NE		Algorithm converged.	NE	NE	NE		NE		Algorithm converged.	NE	NE
Eye disorders	Eyelid cyst	<= 60	167	33.7	0	0.0	157	31.5	0	0.0	NE			NE	NE	NE		NE	NE	NE	NE		NE	NE	NE	NE	NE	NE		NE	NE	NE
Eye disorders	Eyelid cyst	> 60	328	66.3	0	0.0	341	68.5	1	0.3		*	Quasi-complete separation of data points detected.				*	ERROR: The mean parameter is either invalid or at a limit of its range for some observations.			0.00		Algorithm converged.	0.00	NE	0.9999		>999.99		Algorithm converged.	0.00	NE
Eye disorders	Eyelid irritation	<= 60	167	33.7	0	0.0	157	31.5	1	0.6		*	Quasi-complete separation of data points detected.				*	WARNING: The relative Hessian convergence criterion of 22.107627762 is greater than the limit of 0.0001. The convergence is questionable.			0.00		Algorithm converged.	0.00	NE	0.9999	NE	>999.99		Algorithm converged.	0.00	NE
Eye disorders	Eyelid irritation	> 60	328	66.3	0	0.0	341	68.5	0	0.0	NE			NE	NE	NE		NE	NE	NE	NE		NE	NE	NE	NE		NE		NE	NE	NE
Eye disorders	Eyelid oedema	<= 60	167	33.7	0	0.0	157	31.5	0	0.0	NE			NE	NE	NE		NE	NE	NE	NE		NE	NE	NE	NE	1.0000	NE		NE	NE	NE
Eye disorders	Eyelid oedema	> 60	328	66.3	1	0.3	341	68.5	1	0.3	1.04		Convergence criterion (GCONV=1E-8) satisfied.	0.06	16.69	0.000		Algorithm converged.	-0.008	0.008	1.04		Algorithm converged.	0.07	16.55	0.9780		0.96		Algorithm converged.	0.06	15.31
Eye disorders	Eyelid ptosis	<= 60	167	33.7	0	0.0	157	31.5	1	0.6		*	Quasi-complete separation of data points detected.				*	WARNING: The relative Hessian convergence criterion of 22.107627762 is greater than the limit of 0.0001. The convergence is questionable.			0.00		Algorithm converged.	0.00	NE	0.9999	NE	>999.99		Algorithm converged.	0.00	NE
Eye disorders	Eyelid ptosis	> 60	328	66.3	0	0.0	341	68.5	0	0.0	NE			NE	NE	NE		NE	NE	NE	NE		NE	NE	NE	NE		NE		NE	NE	NE
Eye disorders	Foreign body sensation in eyes	<= 60	167	33.7	0	0.0	157	31.5	0	0.0	NE			NE	NE	NE		NE	NE	NE	NE		NE	NE	NE	NE	NE	NE		NE	NE	NE
Eye disorders	Foreign body sensation in eyes	> 60	328	66.3	0	0.0	341	68.5	1	0.3		*	Quasi-complete separation of data points detected.				*	ERROR: The mean parameter is either invalid or at a limit of its range for some observations.			0.00		Algorithm converged.	0.00	NE	0.9999		>999.99		Algorithm converged.	0.00	NE
Eye disorders	Glaucoma	<= 60	167	33.7	0	0.0	157	31.5	0	0.0	NE			NE	NE	NE		NE	NE	NE	NE		NE	NE	NE	NE	NE	NE		NE	NE	NE
Eye disorders	Glaucoma	> 60	328	66.3	1	0.3	341	68.5	0	0.0		*	Quasi-complete separation of data points detected.				*	WARNING: Negative of Hessian not positive definite.			NE		Algorithm converged.	NE	NE	NE		NE		Algorithm converged.	NE	NE
Eye disorders	Inflammation of lacrimal passage	<= 60	167	33.7	0	0.0	157	31.5	0	0.0	NE			NE	NE	NE		NE	NE	NE	NE		NE	NE	NE	NE	NE	NE		NE	NE	NE
Eye disorders	Inflammation of lacrimal passage	> 60	328	66.3	1	0.3	341	68.5	0	0.0		*	Quasi-complete separation of data points detected.				*	WARNING: Negative of Hessian not positive definite.			NE		Algorithm converged.	NE	NE	NE		NE		Algorithm converged.	NE	NE
Eye disorders	Lacrimation increased	<= 60	167	33.7	2	1.2	157	31.5	3	1.9	0.62		Convergence criterion (GCONV=1E-8) satisfied.	0.10	3.77	-0.007		Algorithm converged.	-0.034	0.020	0.63		Algorithm converged.	0.11	3.70	0.6061	0.3776	1.60		Algorithm converged.	0.27	9.42
Eye disorders	Lacrimation increased	> 60	328	66.3	9	2.7	341	68.5	6	1.8	1.58		Convergence criterion (GCONV=1E-8) satisfied.	0.55	4.48	0.010		Algorithm converged.	-0.013	0.032	1.56		Algorithm converged.	0.56	4.33	0.3941		0.64		Algorithm converged.	0.23	1.78
Eye disorders	Mydriasis	<= 60	167	33.7	1	0.6	157	31.5	0	0.0		*	Quasi-complete separation of data points detected.				*	WARNING: Negative of Hessian not positive definite.			NE		Algorithm converged.	NE	NE	NE	NE	NE		Algorithm converged.	NE	NE
Eye disorders	Mydriasis	> 60	328	66.3	0	0.0	341	68.5	0	0.0	NE			NE	NE	NE		NE	NE	NE	NE		NE	NE	NE	NE		NE		NE	NE	NE
Eye disorders	Ocular hyperaemia	<= 60	167	33.7	1	0.6	157	31.5	1	0.6	0.94		Convergence criterion (GCONV=1E-8) satisfied.	0.06	15.15	0.000		Algorithm converged.	-0.017	0.017	0.94		Algorithm converged.	0.06	14.90	0.9651	0.5074	1.06		Algorithm converged.	0.07	16.86
Eye disorders	Ocular hyperaemia	> 60	328	66.3	3	0.9	341	68.5	1	0.3	3.14		Convergence criterion (GCONV=1E-8) satisfied.	0.32	30.32	0.006		Algorithm converged.	-0.006	0.018	3.12		Algorithm converged.	0.33	29.83	0.3235		0.32		Algorithm converged.	0.03	3.07
Eye disorders	Photophobia	<= 60	167	33.7	2	1.2	157	31.5	0	0.0		*	Quasi-complete separation of data points detected.				*	WARNING: The relative Hessian convergence criterion of 13.069013294 is greater than the limit of 0.0001. The convergence is questionable.			NE		Algorithm converged.	NE	NE	NE	1.0000	NE		Algorithm converged.	NE	NE
Eye disorders	Photophobia	> 60	328	66.3	1	0.3	341	68.5	0	0.0		*	Quasi-complete separation of data points detected.				*	WARNING: Negative of Hessian not positive definite.			NE		Algorithm converged.	NE	NE	NE		NE		Algorithm converged.	NE	NE
Eye disorders	Retinal vein occlusion	<= 60	167	33.7	0	0.0	157	31.5	0	0.0	NE			NE	NE	NE		NE	NE	NE	NE		NE	NE	NE	NE	NE	NE		NE	NE	NE
Eye disorders	Retinal vein occlusion	> 60	328	66.3	0	0.0	341	68.5	1	0.3		*	Quasi-complete separation of data points detected.				*	ERROR: The mean parameter is either invalid or at a limit of its range for some observations.			0.00		Algorithm converged.	0.00	NE	0.9999		>999.99		Algorithm converged.	0.00	NE
Eye disorders	Retinopathy	<= 60	167	33.7	0	0.0	157	31.5	0	0.0	NE			NE	NE	NE		NE	NE	NE	NE		NE	NE	NE	NE	NE	NE		NE	NE	NE
Eye disorders	Retinopathy	> 60	328	66.3	0	0.0	341	68.5	1	0.3		*	Quasi-complete separation of data points detected.				*	ERROR: The mean parameter is either invalid or at a limit of its range for some observations.			0.00		Algorithm converged.	0.00	NE	0.9999		>999.99		Algorithm converged.	0.00	NE
Eye disorders	Rhegmatogenous retinal detachment	<= 60	167	33.7	0	0.0	157	31.5	0	0.0	NE			NE	NE	NE		NE	NE	NE	NE		NE	NE	NE	NE	NE	NE		NE	NE	NE
Eye disorders	Rhegmatogenous retinal detachment	> 60	328	66.3	1	0.3	341	68.5	0	0.0		*	Quasi-complete separation of data points detected.				*	WARNING: Negative of Hessian not positive definite.			NE		Algorithm converged.	NE	NE	NE		NE		Algorithm converged.	NE	NE
Eye disorders	Swelling of eyelid	<= 60	167	33.7	0	0.0	157	31.5	0	0.0	NE			NE	NE	NE		NE	NE	NE	NE		NE	NE	NE	NE	NE	NE		NE	NE	NE
Eye disorders	Swelling of eyelid	> 60	328	66.3	0	0.0	341	68.5	1	0.3		*	Quasi-complete separation of data points detected.				*	ERROR: The mean parameter is either invalid or at a limit of its range for some observations.			0.00		Algorithm converged.	0.00	NE	0.9999		>999.99		Algorithm converged.	0.00	NE
Eye disorders	Uveitis	<= 60	167	33.7	0	0.0	157	31.5	0	0.0	NE			NE	NE	NE		NE	NE	NE	NE		NE	NE	NE	NE	NE	NE		NE	NE	NE
Eye disorders	Uveitis	> 60	328	66.3	1	0.3	341	68.5	0	0.0		*	Quasi-complete separation of data points detected.				*	WARNING: Negative of Hessian not positive definite.			NE		Algorithm converged.	NE	NE	NE		NE		Algorithm converged.	NE	NE
Eye disorders	Vision blurred	<= 60	167	33.7	2	1.2	157	31.5	4	2.5	0.46		Convergence criterion (GCONV=1E-8) satisfied.	0.08	2.57	-0.014		Algorithm converged.	-0.043	0.016	0.47		Algorithm converged.	0.09	2.53	0.3794	0.5021	2.13		Algorithm converged.	0.40	11.45
Eye disorders	Vision blurred	> 60	328	66.3	7	2.1	341	68.5	8	2.3	0.91		Convergence criterion (GCONV=1E-8) satisfied.	0.33	2.53	-0.002		Algorithm converged.	-0.025	0.020	0.91		Algorithm converged.	0.33	2.48	0.8532		1.10		Algorithm converged.	0.40	3.00
Eye disorders	Visual acuity reduced	<= 60	167	33.7	0	0.0	157	31.5	1	0.6		*	Quasi-complete separation of data points detected.				*	WARNING: The relative Hessian convergence criterion of 22.107627685 is greater than the limit of 0.0001. The convergence is questionable.			0.00		Algorithm converged.	0.00	NE	0.9999	NE	>999.99		Algorithm converged.	0.00	NE
Eye disorders	Visual acuity reduced	> 60	328	66.3	0	0.0	341	68.5	0	0.0	NE			NE	NE	NE		NE	NE	NE	NE		NE	NE	NE	NE		NE		NE	NE	NE
Eye disorders	Visual field defect	<= 60	167	33.7	0	0.0	157	31.5	1	0.6		*	Quasi-complete separation of data points detected.				*	WARNING: The relative Hessian convergence criterion of 22.107627762 is greater than the limit of 0.0001. The convergence is questionable.			0.00		Algorithm converged.	0.00	NE	0.9999	0.0897	>999.99		Algorithm converged.	0.00	NE
Eye disorders	Visual field defect	> 60	328	66.3	1	0.3	341	68.5	0	0.0		*	Quasi-complete separation of data points detected.				*	WARNING: Negative of Hessian not positive definite.			NE		Algorithm converged.	NE	NE	NE		NE		Algorithm converged.	NE	NE
Eye disorders	Visual impairment	<= 60	167	33.7	2	1.2	157	31.5	1	0.6	1.89		Convergence criterion (GCONV=1E-8) satisfied.	0.17	21.06	0.006		Algorithm converged.	-0.015	0.026	1.88		Algorithm converged.	0.17	20.53	0.6047	0.1929	0.53		Algorithm converged.	0.05	5.81
Eye disorders	Visual impairment	> 60	328	66.3	3	0.9	341	68.5	0	0.0		*	Quasi-complete separation of data points detected.				*	ERROR: The mean parameter is either invalid or at a limit of its range for some observations.			NE		Algorithm converged.	NE	NE	NE		NE		Algorithm converged.	NE	NE
Eye disorders	Vitreous detachment	<= 60	167	33.7	0	0.0	157	31.5	0	0.0	NE			NE	NE	NE		NE	NE	NE	NE		NE	NE	NE	NE	NE	NE		NE	NE	NE

Eye disorders	Vitreous detachment	> 60	328	66.3	1	0.3	341	68.5	0	0.0		*	Quasi-complete separation of data points detected.				*	WARNING: Negative of Hessian not positive definite.			NE	Algorithm converged.	NE	NE	NE		NE	Algorithm converged.	NE	NE
Eye disorders	Vitreous floaters	<= 60	167	33.7	1	0.6	157	31.5	0	0.0		*	Quasi-complete separation of data points detected.				*	ERROR: Error in computing the link function, its derivatives, or the variance function.			NE	Algorithm converged.	NE	NE	NE	NE	NE	Algorithm converged.	NE	NE
Eye disorders	Vitreous floaters	> 60	328	66.3	0	0.0	341	68.5	0	0.0	NE			NE	NE	NE		NE	NE	NE	NE	NE	NE	NE	NE		NE	NE	NE	NE
Eye disorders	Vitreous haemorrhage	<= 60	167	33.7	0	0.0	157	31.5	0	0.0	NE			NE	NE	NE		NE	NE	NE	NE	NE	NE	NE	NE	NE	NE	NE	NE	NE
Eye disorders	Vitreous haemorrhage	> 60	328	66.3	1	0.3	341	68.5	0	0.0		*	Quasi-complete separation of data points detected.				*	WARNING: Negative of Hessian not positive definite.			NE	Algorithm converged.	NE	NE	NE		NE	Algorithm converged.	NE	NE
Eye disorders	Xerophthalmia	<= 60	167	33.7	0	0.0	157	31.5	0	0.0	NE			NE	NE	NE		NE	NE	NE	NE	NE	NE	NE	NE	NE	NE	NE	NE	NE
Eye disorders	Xerophthalmia	> 60	328	66.3	1	0.3	341	68.5	0	0.0		*	Quasi-complete separation of data points detected.				*	WARNING: Negative of Hessian not positive definite.			NE	Algorithm converged.	NE	NE	NE		NE	Algorithm converged.	NE	NE
Gastrointestinal disorders		<= 60	167	33.7	116	69.5	157	31.5	110	70.1	0.97		Convergence criterion (GCONV=1E-8) satisfied.	0.60	1.56	-0.006		Algorithm converged.	-0.106	0.094	0.99	Algorithm converged.	0.86	1.14	0.9060	0.5271	1.01	Algorithm converged.	0.87	1.16
Gastrointestinal disorders		> 60	328	66.3	238	72.6	341	68.5	236	69.2	1.18		Convergence criterion (GCONV=1E-8) satisfied.	0.84	1.64	0.034		Algorithm converged.	-0.035	0.102	1.05	Algorithm converged.	0.95	1.16	0.3399		0.95	Algorithm converged.	0.87	1.05
Gastrointestinal disorders	Abdominal discomfort	<= 60	167	33.7	3	1.8	157	31.5	3	1.9	0.94		Convergence criterion (GCONV=1E-8) satisfied.	0.19	4.72	-0.001		Algorithm converged.	-0.031	0.028	0.94	Algorithm converged.	0.19	4.59	0.9392	0.4772	1.06	Algorithm converged.	0.22	5.19
Gastrointestinal disorders	Abdominal discomfort	> 60	328	66.3	2	0.6	341	68.5	5	1.5	0.41		Convergence criterion (GCONV=1E-8) satisfied.	0.08	2.14	-0.009		Algorithm converged.	-0.024	0.007	0.42	Algorithm converged.	0.08	2.13	0.2922		2.40	Algorithm converged.	0.47	12.31
Gastrointestinal disorders	Abdominal distension	<= 60	167	33.7	2	1.2	157	31.5	2	1.3	0.94		Convergence criterion (GCONV=1E-8) satisfied.	0.13	6.75	-0.001		Algorithm converged.	-0.025	0.023	0.94	Algorithm converged.	0.13	6.59	0.9505	0.8811	1.06	Algorithm converged.	0.15	7.46
Gastrointestinal disorders	Abdominal distension	> 60	328	66.3	3	0.9	341	68.5	4	1.2	0.78		Convergence criterion (GCONV=1E-8) satisfied.	0.17	3.50	-0.003		Algorithm converged.	-0.018	0.013	0.78	Algorithm converged.	0.18	3.46	0.7433		1.28	Algorithm converged.	0.29	5.69
Gastrointestinal disorders	Abdominal hernia	<= 60	167	33.7	0	0.0	157	31.5	1	0.6		*	Quasi-complete separation of data points detected.				*	WARNING: The relative Hessian convergence criterion of 22.107627762 is greater than the limit of 0.0001. The convergence is questionable.			0.00	Algorithm converged.	0.00	NE	0.9999	NE	>999.99	Algorithm converged.	0.00	NE
Gastrointestinal disorders	Abdominal hernia	> 60	328	66.3	0	0.0	341	68.5	0	0.0	NE			NE	NE	NE		NE	NE	NE	NE	NE	NE	NE	NE		NE	NE	NE	NE
Gastrointestinal disorders	Abdominal pain	<= 60	167	33.7	17	10.2	157	31.5	20	12.7	0.78		Convergence criterion (GCONV=1E-8) satisfied.	0.39	1.54	-0.026		Algorithm converged.	-0.095	0.044	0.80	Algorithm converged.	0.43	1.47	0.4703	0.3520	1.25	Algorithm converged.	0.68	2.30
Gastrointestinal disorders	Abdominal pain	> 60	328	66.3	26	7.9	341	68.5	23	6.7	1.19		Convergence criterion (GCONV=1E-8) satisfied.	0.66	2.13	0.012		Algorithm converged.	-0.028	0.051	1.18	Algorithm converged.	0.68	2.02	0.5580		0.85	Algorithm converged.	0.50	1.46
Gastrointestinal disorders	Abdominal pain lower	<= 60	167	33.7	2	1.2	157	31.5	2	1.3	0.94		Convergence criterion (GCONV=1E-8) satisfied.	0.13	6.75	-0.001		Algorithm converged.	-0.025	0.023	0.94	Algorithm converged.	0.13	6.59	0.9505	0.2597	1.06	Algorithm converged.	0.15	7.46
Gastrointestinal disorders	Abdominal pain lower	> 60	328	66.3	1	0.3	341	68.5	0	0.0		*	Quasi-complete separation of data points detected.				*	WARNING: Negative of Hessian not positive definite.			NE	Algorithm converged.	NE	NE	NE		NE	Algorithm converged.	NE	NE
Gastrointestinal disorders	Abdominal pain upper	<= 60	167	33.7	5	3.0	157	31.5	10	6.4	0.45		Convergence criterion (GCONV=1E-8) satisfied.	0.15	1.36	-0.034		Algorithm converged.	-0.080	0.012	0.47	Algorithm converged.	0.16	1.34	0.1593	0.1433	2.13	Algorithm converged.	0.74	6.09
Gastrointestinal disorders	Abdominal pain upper	> 60	328	66.3	14	4.3	341	68.5	12	3.5	1.22		Convergence criterion (GCONV=1E-8) satisfied.	0.56	2.68	0.007		Algorithm converged.	-0.022	0.037	1.21	Algorithm converged.	0.57	2.58	0.6168		0.82	Algorithm converged.	0.39	1.76
Gastrointestinal disorders	Abdominal rigidity	<= 60	167	33.7	0	0.0	157	31.5	0	0.0	NE			NE	NE	NE		NE	NE	NE	NE	NE	NE	NE	NE	NE	NE	NE	NE	NE
Gastrointestinal disorders	Abdominal rigidity	> 60	328	66.3	0	0.0	341	68.5	1	0.3		*	Quasi-complete separation of data points detected.				*	ERROR: The mean parameter is either invalid or at a limit of its range for some observations.			0.00	Algorithm converged.	0.00	NE	0.9999		>999.99	Algorithm converged.	0.00	NE
Gastrointestinal disorders	Abdominal wall haematoma	<= 60	167	33.7	0	0.0	157	31.5	0	0.0	NE			NE	NE	NE		NE	NE	NE	NE	NE	NE	NE	NE	NE	NE	NE	NE	NE
Gastrointestinal disorders	Abdominal wall haematoma	> 60	328	66.3	0	0.0	341	68.5	1	0.3		*	Quasi-complete separation of data points detected.				*	ERROR: The mean parameter is either invalid or at a limit of its range for some observations.			0.00	Algorithm converged.	0.00	NE	0.9999		>999.99	Algorithm converged.	0.00	NE
Gastrointestinal disorders	Anal cyst	<= 60	167	33.7	0	0.0	157	31.5	0	0.0	NE			NE	NE	NE		NE	NE	NE	NE	NE	NE	NE	NE	NE	NE	NE	NE	NE
Gastrointestinal disorders	Anal cyst	> 60	328	66.3	1	0.3	341	68.5	0	0.0		*	Quasi-complete separation of data points detected.				*	WARNING: Negative of Hessian not positive definite.			NE	Algorithm converged.	NE	NE	NE		NE	Algorithm converged.	NE	NE
Gastrointestinal disorders	Anal fissure	<= 60	167	33.7	0	0.0	157	31.5	1	0.6		*	Quasi-complete separation of data points detected.				*	WARNING: The relative Hessian convergence criterion of 22.107627685 is greater than the limit of 0.0001. The convergence is questionable.			0.00	Algorithm converged.	0.00	NE	0.9999	1.0000	>999.99	Algorithm converged.	0.00	NE
Gastrointestinal disorders	Anal fissure	> 60	328	66.3	0	0.0	341	68.5	1	0.3		*	Quasi-complete separation of data points detected.				*	ERROR: The mean parameter is either invalid or at a limit of its range for some observations.			0.00	Algorithm converged.	0.00	NE	0.9999		>999.99	Algorithm converged.	0.00	NE
Gastrointestinal disorders	Anal fissure haemorrhage	<= 60	167	33.7	0	0.0	157	31.5	0	0.0	NE			NE	NE	NE		NE	NE	NE	NE	NE	NE	NE	NE	NE	NE	NE	NE	NE
Gastrointestinal disorders	Anal fissure haemorrhage	> 60	328	66.3	0	0.0	341	68.5	1	0.3		*	Quasi-complete separation of data points detected.				*	ERROR: The mean parameter is either invalid or at a limit of its range for some observations.			0.00	Algorithm converged.	0.00	NE	0.9999		>999.99	Algorithm converged.	0.00	NE
Gastrointestinal disorders	Anal fistula	<= 60	167	33.7	0	0.0	157	31.5	0	0.0	NE			NE	NE	NE		NE	NE	NE	NE	NE	NE	NE	NE	1.0000	NE	NE	NE	NE
Gastrointestinal disorders	Anal fistula	> 60	328	66.3	1	0.3	341	68.5	1	0.3	1.04		Convergence criterion (GCONV=1E-8) satisfied.	0.06	16.69	0.000		Algorithm converged.	-0.008	0.008	1.04	Algorithm converged.	0.07	16.55	0.9780		0.96	Algorithm converged.	0.06	15.31
Gastrointestinal disorders	Anal haemorrhage	<= 60	167	33.7	0	0.0	157	31.5	0	0.0	NE			NE	NE	NE		NE	NE	NE	NE	NE	NE	NE	NE	NE	NE	NE	NE	NE
Gastrointestinal disorders	Anal haemorrhage	> 60	328	66.3	1	0.3	341	68.5	0	0.0		*	Quasi-complete separation of data points detected.				*	WARNING: Negative of Hessian not positive definite.			NE	Algorithm converged.	NE	NE	NE		NE	Algorithm converged.	NE	NE
Gastrointestinal disorders	Anal incontinence	<= 60	167	33.7	0	0.0	157	31.5	0	0.0	NE			NE	NE	NE		NE	NE	NE	NE	NE	NE	NE	NE	NE	NE	NE	NE	NE
Gastrointestinal disorders	Anal incontinence	> 60	328	66.3	0	0.0	341	68.5	1	0.3		*	Quasi-complete separation of data points detected.				*	ERROR: The mean parameter is either invalid or at a limit of its range for some observations.			0.00	Algorithm converged.	0.00	NE	0.9999		>999.99	Algorithm converged.	0.00	NE
Gastrointestinal disorders	Anal pruritus	<= 60	167	33.7	1	0.6	157	31.5	0	0.0		*	Quasi-complete separation of data points detected.				*	WARNING: Negative of Hessian not positive definite.			NE	Algorithm converged.	NE	NE	NE		NE	Algorithm converged.	NE	NE
Gastrointestinal disorders	Anal pruritus	> 60	328	66.3	0	0.0	341	68.5	0	0.0	NE			NE	NE	NE		NE	NE	NE	NE	NE	NE	NE	NE		NE	NE	NE	NE
Gastrointestinal disorders	Anal stenosis	<= 60	167	33.7	0	0.0	157	31.5	0	0.0	NE			NE	NE	NE		NE	NE	NE	NE	NE	NE	NE	NE	NE	NE	NE	NE	NE
Gastrointestinal disorders	Anal stenosis	> 60	328	66.3	0	0.0	341	68.5	1	0.3		*	Quasi-complete separation of data points detected.				*	ERROR: The mean parameter is either invalid or at a limit of its range for some observations.			0.00	Algorithm converged.	0.00	NE	0.9999		>999.99	Algorithm converged.	0.00	NE
Gastrointestinal disorders	Angular cheilitis	<= 60	167	33.7	1	0.6	157	31.5	0	0.0		*	Quasi-complete separation of data points detected.				*	WARNING: Negative of Hessian not positive definite.			NE	Algorithm converged.	NE	NE	NE	1.0000	NE	Algorithm converged.	NE	NE
Gastrointestinal disorders	Angular cheilitis	> 60	328	66.3	1	0.3	341	68.5	0	0.0		*	Quasi-complete separation of data points detected.				*	WARNING: Negative of Hessian not positive definite.			NE	Algorithm converged.	NE	NE	NE		NE	Algorithm converged.	NE	NE
Gastrointestinal disorders	Anorectal discomfort	<= 60	167	33.7	0	0.0	157	31.5	0	0.0	NE			NE	NE	NE		NE	NE	NE	NE	NE	NE	NE	NE	NE	NE	NE	NE	NE
Gastrointestinal disorders	Anorectal discomfort	> 60	328	66.3	1	0.3	341	68.5	0	0.0		*	Quasi-complete separation of data points detected.				*	WARNING: Negative of Hessian not positive definite.			NE	Algorithm converged.	NE	NE	NE		NE	Algorithm converged.	NE	NE
Gastrointestinal disorders	Aphthous ulcer	<= 60	167	33.7	3	1.8	157	31.5	0	0.0		*	Quasi-complete separation of data points detected.				*	WARNING: Negative of Hessian not positive definite.			NE	Algorithm converged.	NE	NE	NE	0.1455	NE	Algorithm converged.	NE	NE
Gastrointestinal disorders	Aphthous ulcer	> 60	328	66.3	1	0.3	341	68.5	1	0.3	1.04		Convergence criterion (GCONV=1E-8) satisfied.	0.06	16.69	0.000		Algorithm converged.	-0.008	0.008	1.04	Algorithm converged.	0.07	16.55	0.9780		0.96	Algorithm converged.	0.06	15.31
Gastrointestinal disorders	Cheilitis	<= 60	167	33.7	0	0.0	157	31.5	1	0.6		*	Quasi-complete separation of data points detected.				*	WARNING: The relative Hessian convergence criterion of 22.107627762 is greater than the limit of 0.0001. The convergence is questionable.			0.00	Algorithm converged.	0.00	NE	0.9999	0.0897	>999.99	Algorithm converged.	0.00	NE
Gastrointestinal disorders	Cheilitis	> 60	328	66.3	1	0.3	341	68.5	0	0.0		*	Quasi-complete separation of data points detected.				*	WARNING: Negative of Hessian not positive definite.			NE	Algorithm converged.	NE	NE	NE		NE	Algorithm converged.	NE	NE
Gastrointestinal disorders	Colitis	<= 60	167	33.7	1	0.6	157	31.5	0	0.0		*	Quasi-complete separation of data points detected.				*	ERROR: Error in computing the link function, its derivatives, or the variance function.			NE	Algorithm converged.	NE	NE	NE	0.0368	NE	Algorithm converged.	NE	NE
Gastrointestinal disorders	Colitis	> 60	328	66.3	0	0.0	341	68.5	3	0.9		*	Quasi-complete separation of data points detected.				*	ERROR: The mean parameter is either invalid or at a limit of its range for some observations.			0.00	Algorithm converged.	0.00	NE	0.9999		>999.99	Algorithm converged.	0.00	NE
Gastrointestinal disorders	Constipation	<= 60	167	33.7	41	24.6	157	31.5	50	31.8	0.70		Convergence criterion (GCONV=1E-8) satisfied.	0.43	1.13	-0.073		Algorithm converged.	-0.171	0.025	0.77	Algorithm converged.	0.54	1.09	0.1460	0.1895	1.30	Algorithm converged.	0.91	1.84
Gastrointestinal disorders	Constipation	> 60	328	66.3	89	27.1	341	68.5	90	26.4	1.04		Convergence criterion (GCONV=1E-8) satisfied.	0.74	1.46	0.007		Algorithm converged.	-0.060	0.075	1.03	Algorithm converged.	0.80	1.32	0.8286		0.97	Algorithm converged.	0.76	1.25
Gastrointestinal disorders	Dental caries	<= 60	167	33.7	0	0.0	157	31.5	0	0.0	NE			NE	NE	NE		NE	NE	NE	NE	NE	NE	NE	NE	1.0000	NE	NE	NE	NE
Gastrointestinal disorders	Dental caries	> 60	328	66.3	1	0.3	341	68.5	2	0.6	0.52		Convergence criterion (GCONV=1E-8) satisfied.	0.05	5.74	-0.003		Algorithm converged.	-0.013	0.007	0.52	Algorithm converged.	0.05	5.71	0.5925		1.92	Algorithm converged.	0.18	21.11
Gastrointestinal disorders	Diarrhoea	<= 60	167	33.7	47	28.1	157	31.5	32	20.4	1.53		Convergence criterion (GCONV=1E-8) satisfied.	0.91	2.56	0.078		Algorithm converged.	-0.015	0.170	1.38	Algorithm converged.	0.93	2.05	0.1074	0.4808	0.72	Algorithm converged.	0.49	1.07
Gastrointestinal disorders	Diarrhoea	> 60	328	66.3	98	29.9	341	68.5	62	18.2	1.92		Convergence criterion (GCONV=1E-8) satisfied.	1.33	2.76	0.117		Algorithm converged.	0.053	0.181	1.64	Algorithm converged.	1.24	2.17	0.0005		0.61	Algorithm converged.	0.46	0.80
Gastrointestinal disorders	Diverticulum	<= 60	167	33.7	0	0.0	157	31.5	1	0.6		*	Quasi-complete separation of data points detected.				*	WARNING: The relative Hessian convergence criterion of 22.107627762 is greater than the limit of 0.0001. The convergence is questionable.			0.00	Algorithm converged.	0.00	NE	0.9999	NE	>999.99	Algorithm converged.	0.00	NE
Gastrointestinal disorders	Diverticulum	> 60	328	66.3	0	0.0	341	68.5	0	0.0	NE			NE	NE	NE		NE	NE	NE	NE	NE	NE	NE	NE		NE	NE	NE	NE
Gastrointestinal disorders	Dry mouth	<= 60	167	33.7	1	0.6	157	31.5	4	2.5	0.23		Convergence criterion (GCONV=1E-8) satisfied.	0.03	2.08	-0.019		Algorithm converged.	-0.047	0.008	0.24	Algorithm converged.	0.03	2.08	0.1930	0.2783	4.25	Algorithm converged.	0.48	37.66
Gastrointestinal disorders	Dry mouth	> 60	328	66.3	9	2.7	341	68.5	12	3.5	0.77		Convergence criterion (GCONV=1E-8) satisfied.	0.32	1.86	-0.008		Algorithm converged.	-0.034	0.019	0.78	Algorithm converged.	0.33	1.83	0.5666		1.28	Algorithm converged.	0.55	3.00
Gastrointestinal disorders	Duodenitis	<= 60	167	33.7	0	0.0	157	31.5	1	0.6		*	Quasi-complete separation of data points detected.				*	WARNING: The relative Hessian convergence criterion of 22.107627685 is greater than the limit of 0.0001. The convergence is questionable.			0.00	Algorithm converged.	0.00	NE	0.9999	NE	>999.99	Algorithm converged.	0.00	NE
Gastrointestinal disorders	Duodenitis	> 60	328	66.3	0	0.0	341	68.5	0	0.0	NE			NE	NE	NE		NE	NE	NE	NE	NE	NE	NE	NE		NE	NE	NE	NE
Gastrointestinal disorders	Dyspepsia	<= 60	167	33.7	7	4.2	157	31.5	6	3.8	1.10		Convergence criterion (GCONV=1E-8) satisfied.	0.36	3.35	0.004		Algorithm converged.	-0.039	0.046	1.10	Algorithm converged.	0.38	3.19	0.8654	0.9752	0.91	Algorithm converged.	0.31	2.65
Gastrointestinal disorders	Dyspepsia	> 60	328	66.3	14	4.3	341	68.5	13	3.8	1.12		Convergence criterion (GCONV=1E-8) satisfied.	0.52	2.43	0.005		Algorithm converged.	-0.025	0.034	1.12	Algorithm converged.	0.53	2.35	0.7646		0.89	Algorithm converged.	0.43	1.87
Gastrointestinal disorders	Dysphagia	<= 60	167	33.7	8	4.8	157	31.5	1	0.6	7.85		Convergence criterion (GCONV=1E-8) satisfied.	0.97	63.48	0.042		Algorithm converged.	0.007	0.076	7.52	Algorithm converged.	0.95	59.45	0.0558	0.0084	0.13	Algorithm converged.	0.02	1.05
Gastrointestinal disorders	Dysphagia	> 60	328	66.3	3	0.9	341	68.5	7	2.1	0.44		Convergence criterion (GCONV=1E-8) satisfied.	0.11	1.72	-0.011		Algorithm converged.	-0.030	0.007	0.45	Algorithm converged.	0.12	1.71	0.2384		2.24	Algorithm converged.	0.59	8.61
Gastrointestinal disorders	Enteritis	<= 60	167	33.7	1	0.6	157	31.5	0	0.0		*	Quasi-complete separation of data points detected.				*	WARNING: Negative of Hessian not positive definite.			NE	Algorithm converged.	NE	NE	NE	1.0000	NE	Algorithm converged.	NE	NE
Gastrointestinal disorders	Enteritis	> 60	328	66.3	1	0.3	341	68.5	0	0.0		*	Quasi-complete separation of data points detected.				*	WARNING: Negative of Hessian not positive definite.			NE	Algorithm converged.	NE	NE	NE		NE	Algorithm converged.	NE	NE
Gastrointestinal disorders	Enterocolitis	<= 60	167	33.7	0	0.0	157	31.5	0	0.0	NE			NE	NE	NE		NE	NE	NE	NE	NE	NE	NE	NE	NE	NE	NE	NE	NE
Gastrointestinal disorders	Enterocolitis	> 60	328	66.3	1	0.3	341	68.5	0	0.0		*	Quasi-complete separation of data points detected.				*	WARNING: The relative Hessian convergence criterion of 50.209912281 is greater than the limit of 0.0001. The convergence is questionable.			NE	Algorithm converged.	NE	NE	NE		NE	Algorithm converged.	NE	NE
Gastrointestinal disorders	Epigastric discomfort	<= 60	167	33.7	1	0.6	157	31.5	1	0.6	0.94		Convergence criterion (GCONV=1E-8) satisfied.	0.06	15.15	0.000		Algorithm converged.	-0.017	0.017	0.94	Algorithm converged.	0.06	14.90	0.9651	1.0000	1.06	Algorithm converged.	0.07	16.86
Gastrointestinal disorders	Epigastric discomfort	> 60	328	66.3	0	0.0	341	68.5	0	0.0	NE			NE	NE	NE		NE	NE	NE	NE	NE	NE	NE	NE		NE	NE	NE	NE
Gastrointestinal disorders	Eructation	<= 60	167	33.7	0	0.0	157	31.5	0	0.0	NE			NE	NE	NE		NE	NE	NE	NE	NE	NE	NE	NE	NE	NE	NE	NE	NE
Gastrointestinal disorders	Eructation	> 60	328	66.3	0	0.0	341	68.5	2	0.6		*	Quasi-complete separation of data points detected.				*	ERROR: The mean parameter is either invalid or at a limit of its range for some observations.			0.00	Algorithm converged.	0.00	NE	0.9999		>999.99	Algorithm converged.	0.00	NE
Gastrointestinal disorders	Faecaloma	<= 60	167	33.7	0	0.0	157	31.5	0	0.0	NE			NE	NE	NE		NE	NE	NE	NE	NE	NE	NE	NE	NE	NE	NE	NE	NE
Gastrointestinal disorders	Faecaloma	> 60	328	66.3	0	0.0	341	68.5	1	0.3		*	Quasi-complete separation of data points detected.				*	ERROR: The mean parameter is either invalid or at a limit of its range for some observations.			0.00	Algorithm converged.	0.00	NE	0.9999		>999.99	Algorithm converged.	0.00	NE
Gastrointestinal disorders	Faeces discoloured	<= 60	167	33.7	1	0.6	157	31.5	0	0.0		*	Quasi-complete separation of data points detected.				*	ERROR: Error in computing the link function, its derivatives, or the variance function.			NE	Algorithm converged.	NE	NE	NE	1.0000	NE	Algorithm converged.	NE	NE
Gastrointestinal disorders	Faeces discoloured	> 60	328	66.3	1	0.3	341	68.5	0	0.0		*	Quasi-complete separation of data points detected.				*	WARNING: Negative of Hessian not positive definite.			NE	Algorithm converged.	NE	NE	NE		NE	Algorithm converged.	NE	NE
Gastrointestinal disorders	Faeces hard	<= 60	167	33.7	0	0.0	157	31.5	0	0.0	NE			NE	NE	NE		NE	NE	NE	NE	NE	NE	NE	NE	NE	NE	NE	NE	NE
Gastrointestinal disorders	Faeces hard	> 60	328	66.3	0	0.0	341	68.5	1	0.3		*	Quasi-complete separation of data points detected.				*	ERROR: The mean parameter is either invalid or at a limit of its range for some observations.			0.00	Algorithm converged.	0.00	NE	0.9999		>999.99	Algorithm converged.	0.00	NE
Gastrointestinal disorders	Faeces soft	<= 60	167	33.7	0	0.0	157	31.5	0	0.0	NE			NE	NE	NE		NE	NE	NE	NE	NE	NE	NE	NE	NE	NE	NE	NE	NE
Gastrointestinal disorders	Faeces soft	> 60	328	66.3	1	0.3	341	68.5	0	0.0		*	Quasi-complete separation of data points detected.				*	WARNING: Negative of Hessian not positive definite.			NE	Algorithm converged.	NE	NE	NE		NE	Algorithm converged.	NE	NE
Gastrointestinal disorders	Flatulence	<= 60	167	33.7	0	0.0	157	31.5	1	0.6		*	Quasi-complete separation of data points detected.				*	WARNING: The relative Hessian convergence criterion of 22.107627762 is greater than the limit of 0.0001. The convergence is questionable.			0.00	Algorithm converged.	0.00	NE	0.9999	0.1257	>999.99	Algorithm converged.	0.00	NE
Gastrointestinal disorders	Flatulence	> 60	328	66.3	5	1.5	341	68.5	2	0.6	2.62		Convergence criterion (GCONV=1E-8) satisfied.	0.51	13.62	0.009		Algorithm converged.	-0.006	0.025	2.60	Algorithm converged.	0.51	13.30	0.2516		0.38	Algorithm converged.	0.08	1.97
Gastrointestinal disorders	Gastric ulcer	<= 60	167	33.7	0	0.0	157	31.5	0	0.0	NE			NE	NE	NE		NE	NE	NE	NE	NE	NE	NE	NE	NE	NE	NE	NE	NE
Gastrointestinal disorders	Gastric ulcer	> 60	328	66.3	1	0.3	341	68.5	0	0.0		*	Quasi-complete separation of data points detected.				*	WARNING: Negative of Hessian not positive definite.			NE	Algorithm converged.	NE	NE	NE		NE	Algorithm converged.	NE	NE
Gastrointestinal disorders	Gastritis	<= 60	167	33.7	1	0.6	157	31.5	0	0.0		*	Quasi-complete separation of data points detected.				*	ERROR: Error in computing the link function, its derivatives, or the variance function.			NE	Algorithm converged.	NE	NE	NE	0.1132	NE	Algorithm converged.	NE	NE
Gastrointestinal disorders	Gastritis	> 60	328	66.3	1	0.3	341	68.5	4	1.2	0.26		Convergence criterion (GCONV=1E-8) satisfied.	0.03	2.32	-0.009		Algorithm converged.	-0.022	0.004	0.26	Algorithm converged.	0.03	2.31	0.2270		3.85	Algorithm converged.	0.43	34.24
Gastrointestinal disorders	Gastrointestinal disorder	<= 60	167	33.7	0	0.0	157	31.5	1	0.6		*	Quasi-complete separation of data points detected.				*	WARNING: The relative Hessian convergence criterion of 22.107627839 is greater than the limit of 0.0001. The convergence is questionable.			0.00	Algorithm converged.	0.00	NE	0.9999	0.3920	>999.99	Algorithm converged.	0.00	NE
Gastrointestinal disorders	Gastrointestinal disorder	> 60	328	66.3	1	0.3	341	68.5	2	0.6	0.52		Convergence criterion (GCONV=1E-8) satisfied.	0.05	5.74	-0.003		Algorithm converged.	-0.013	0.007	0.52	Algorithm converged.	0.05	5.71	0.5925		1.92	Algorithm converged.	0.18	21.11
Gastrointestinal disorders	Gastrointestinal haemorrhage	<= 60	167	33.7	0	0.0	157	31.5	1	0.6		*	Quasi-complete separation of data points detected.				*	WARNING: The relative Hessian convergence criterion of 22.107627839 is greater than the limit of 0.0001. The convergence is questionable.			0.00	Algorithm converged.	0.00	NE	0.9999	0.1929	>999.99	Algorithm converged.	0.00	NE
Gastrointestinal disorders	Gastrointestinal haemorrhage	> 60	328	66.3	3	0.9	341	68.5	2	0.6	1.56		Convergence criterion (GCONV=1E-8) satisfied.	0.26	9.42	0.003		Algorithm converged.	-0.010	0.016	1.56	Algorithm converged.	0.26	9.27	0.6252		0.64	Algorithm converged.	0.11	3.81
Gastrointestinal disorders	Gastrointestinal pain	<= 60	167	33.7	2	1.2	157	31.5	0	0.0		*	Quasi-complete separation of data points detected.				*	WARNING: Negative of Hessian not positive definite.			NE	Algorithm converged.	NE	NE	NE	1.0000	NE	Algorithm converged.	NE	NE
Gastrointestinal disorders	Gastrointestinal pain	> 60	328	66.3	1	0.3	341	68.5	0	0.0		*	Quasi-complete separation of data points detected.				*	WARNING: Negative of Hessian not positive definite.			NE	Algorithm converged.	NE	NE	NE		NE	Algorithm converged.	NE	NE
Gastrointestinal disorders	Gastrointestinal scarring	<= 60	167	33.7	0	0.0	157	31.5	0	0.0	NE			NE	NE	NE		NE	NE	NE	NE	NE	NE	NE	NE	NE	NE	NE	NE	NE
Gastrointestinal disorders	Gastrointestinal scarring	> 60	328	66.3	0	0.0	341	68.5	1	0.3		*	Quasi-complete separation of data points detected.				*	ERROR: The mean parameter is either invalid or at a limit of its range for some observations.			0.00	Algorithm converged.	0.00	NE	0.9999		>999.99	Algorithm converged.	0.00	NE
Gastrointestinal disorders	Gastrointestinal toxicity	<= 60	167	33.7	0	0.0	157	31.5	1	0.6		*	Quasi-complete separation of data points detected.				*	WARNING: The relative Hessian convergence criterion of 22.107627762 is greater than the limit of 0.0001. The convergence is questionable.			0.00	Algorithm converged.	0.00	NE	0.9999	NE	>999.99	Algorithm converged.	0.00	NE
Gastrointestinal disorders	Gastrointestinal toxicity	> 60	328	66.3	0	0.0	341	68.5	0	0.0	NE			NE	NE	NE		NE	NE	NE	NE	NE	NE	NE	NE		NE	NE	NE	NE
Gastrointestinal disorders	Gastrooesophageal reflux disease	<= 60	167	33.7	5	3.0	157	31.5	14	8.9	0.32		Convergence criterion (GCONV=1E-8) satisfied.	0.11	0.90	-0.059		Algorithm converged.	-0.111	-0.008	0.34	Algorithm converged.	0.12	0.91	0.0320	0.0029	2.98	Algorithm converged.	1.10	8.08
Gastrointestinal disorders	Gastrooesophageal reflux disease	> 60	328	66.3	11	3.4	341	68.5	4	1.2	2.92		Convergence criterion (GCONV=1E-8) satisfied.	0.92	9.27	0.022		Algorithm converged.	-0.001	0.044	2.86	Algorithm converged.	0.92	8.89	0.0695		0.35	Algorithm converged.	0.11	1.09
Gastrointestinal disorders	Gingival bleeding	<= 60	167	33.7	0	0.0	157	31.5	1	0.6		*	Quasi-complete separation of data points detected.				*	WARNING: The relative Hessian convergence criterion of 22.107627839 is greater than the limit of 0.0001. The convergence is questionable.			0.00	Algorithm converged.	0.00	NE	0.9999	0.0897	>999.99	Algorithm converged.	0.00	NE
Gastrointestinal disorders	Gingival bleeding	> 60	328	66.3	1	0.3	341	68.5	0	0.0		*	Quasi-complete separation of data points detected.				*	WARNING: Negative of Hessian not positive definite.			NE	Algorithm converged.	NE	NE	NE		NE	Algorithm converged.	NE	NE
Gastrointestinal disorders	Gingival erythema	<= 60	167	33.7	0	0.0	157	31.5	0	0.0	NE			NE	NE	NE		NE	NE	NE	NE	NE	NE	NE	NE	NE	NE	NE	NE	NE
Gastrointestinal disorders	Gingival erythema	> 60	328	66.3	0	0.0	341	68.5	1	0.3		*	Quasi-complete separation of data points detected.				*	ERROR: The mean parameter is either invalid or at a limit of its range for some observations.			0.00	Algorithm converged.	0.00	NE	0.9999		>999.99	Algorithm converged.	0.00	NE
Gastrointestinal disorders	Gingival pain	<= 60	167	33.7	1	0.6	157	31.5	0	0.0		*	Quasi-complete separation of data points detected.				*	ERROR: Error in computing the link function, its derivatives, or the variance function.			NE	Algorithm converged.	NE	NE	NE	0.2923	NE	Algorithm converged.	NE	NE
Gastrointestinal disorders	Gingival pain	> 60	328	66.3	2	0.6	341	68.5	2	0.6	1.04		Convergence criterion (GCONV=1E-8) satisfied.	0.15	7.42	0.000		Algorithm converged.	-0.011	0.012	1.04	Algorithm converged.	0.15	7.34	0.9689		0.96	Algorithm converged.	0.14	6.79
Gastrointestinal disorders	Gingival swelling	<= 60	167	33.7	0	0.0	157	31.5	0	0.0	NE			NE	NE	NE		NE	NE	NE	NE	NE	NE	NE	NE	NE	NE	NE	NE	NE
Gastrointestinal disorders	Gingival swelling	> 60	328	66.3	0	0.0	341	68.5	2	0.6		*	Quasi-complete separation of data points detected.				*	ERROR: The mean parameter is either invalid or at a limit of its range for some observations.			0.00	Algorithm converged.	0.00	NE	0.9999		>999.99	Algorithm converged.	0.00	NE
Gastrointestinal disorders	Glossodynia	<= 60	167	33.7	0	0.0	157	31.5	0	0.0	NE			NE	NE	NE		NE	NE	NE	NE	NE	NE	NE	NE	NE	NE	NE	NE	NE
Gastrointestinal disorders	Glossodynia	> 60	328	66.3	1	0.3	341	68.5	0	0.0		*	Quasi-complete separation of data points detected.				*	WARNING: Negative of Hessian not positive definite.			NE	Algorithm converged.	NE	NE	NE		NE	Algorithm converged.	NE	NE
Gastrointestinal disorders	Haematemesis	<= 60	167	33.7	1	0.6	157	31.5	0	0.0		*	Quasi-complete separation of data points detected.				*	ERROR: Error in computing the link function, its derivatives, or the variance function.			NE	Algorithm converged.	NE	NE	NE	NE	NE	Algorithm converged.	NE	NE
Gastrointestinal disorders	Haematemesis	> 60	328	66.3	0	0.0	341	68.5	0	0.0	NE			NE	NE	NE		NE	NE	NE	NE	NE	NE	NE	NE		NE	NE	NE	NE
Gastrointestinal disorders	Haematochezia	<= 60	167	33.7	1	0.6	157	31.5	3	1.9	0.31		Convergence criterion (GCONV=1E-8) satisfied.	0.03	3.00	-0.013		Algorithm converged.	-0.038	0.011	0.31	Algorithm converged.	0.03	2.98	0.3127	0.4194	3.19	Algorithm converged.	0.34	30.36
Gastrointestinal disorders	Haematochezia	> 60	328	66.3	2	0.6	341	68.5	2	0.6	1.04		Convergence criterion (GCONV=1E-8) satisfied.	0.15	7.42	0.000		Algorithm converged.	-0.011	0.012	1.04	Algorithm converged.	0.15	7.34	0.9689		0.96	Algorithm converged.	0.14	6.79
Gastrointestinal disorders	Haemorrhoidal haemorrhage	<= 60	167	33.7	0	0.0	157	31.5	1	0.6		*	Quasi-complete separation of data points detected.				*	WARNING: The relative Hessian convergence criterion of 22.107627685 is greater than the limit of 0.0001. The convergence is questionable.			0.00	Algorithm converged.	0.00	NE	0.9999	0.1244	>999.99	Algorithm converged.	0.00	NE
Gastrointestinal disorders	Haemorrhoidal haemorrhage	> 60	328	66.3	3	0.9	341	68.5	1	0.3	3.14		Convergence criterion (GCONV=1E-8) satisfied.	0.32	30.32	0.006		Algorithm converged.	-0.006	0.018	3.12	Algorithm converged.	0.33	29.83	0.3235		0.32	Algorithm converged.	0.03	3.07
Gastrointestinal disorders	Haemorrhoids	<= 60	167	33.7	6	3.6	157	31.5	4	2.5	1.43		Convergence criterion (GCONV=1E-8) satisfied.	0.39	5.15	0.010		Algorithm converged.	-0.027	0.048	1.41	Algorithm converged.	0.41	4.90	0.5888	0.4723	0.71	Algorithm converged.	0.20	2.47
Gastrointestinal disorders	Haemorrhoids	> 60	328	66.3	6	1.8	341	68.5	8	2.3	0.78		Convergence criterion (GCONV=1E-8) satisfied.	0.27	2.26	-0.005		Algorithm converged.	-0.027	0.016	0.78	Algorithm converged.	0.27	2.22	0.6416		1.28	Algorithm converged.	0.45	3.66
Gastrointestinal disorders	Haemorrhoids thrombosed	<= 60	167	33.7	0	0.0	157	31.5	1	0.6		*	Quasi-complete separation of data points detected.				*	WARNING: The relative Hessian convergence criterion of 22.107627762 is greater than the limit of 0.0001. The convergence is questionable.			0.00	Algorithm converged.	0.00	NE	0.9999	NE	>999.99	Algorithm converged.	0.00	NE
Gastrointestinal disorders	Haemorrhoids thrombosed	> 60	328	66.3	0	0.0	341	68.5	0	0.0	NE			NE	NE	NE		NE	NE	NE	NE	NE	NE	NE	NE		NE	NE	NE	NE
Gastrointestinal disorders	Hiatus hernia	<= 60	167	33.7	0	0.0	157	31.5	1	0.6		*	Quasi-complete separation of data points detected.				*	WARNING: The relative Hessian convergence criterion of 22.107627762 is greater than the limit of 0.0001. The convergence is questionable.			0.00	Algorithm converged.	0.00	NE	0.9999	NE	>999.99	Algorithm converged.	0.00	NE
Gastrointestinal disorders	Hiatus hernia	> 60	328	66.3	0	0.0	341	68.5	0	0.0	NE			NE	NE	NE		NE	NE	NE	NE	NE	NE	NE	NE		NE	NE	NE	NE
Gastrointestinal disorders	Hyperaesthesia teeth	<= 60	167	33.7	0	0.0	157	31.5	1	0.6		*	Quasi-complete separation of data points detected.				*	WARNING: The relative Hessian convergence criterion of 22.107627839 is greater than the limit of 0.0001. The convergence is questionable.			0.00	Algorithm converged.	0.00	NE	0.9999	NE	>999.99	Algorithm converged.	0.00	NE
Gastrointestinal disorders	Hyperaesthesia teeth	> 60	328	66.3	0	0.0	341	68.5	0	0.0	NE			NE	NE	NE		NE	NE	NE	NE	NE	NE	NE	NE		NE	NE	NE	NE
Gastrointestinal disorders	Hyperchlorhydria	<= 60	167	33.7	0	0.0	157	31.5	0	0.0	NE			NE	NE	NE		NE	NE	NE	NE	NE	NE	NE	NE	NE	NE	NE	NE	NE
Gastrointestinal disorders	Hyperchlorhydria	> 60	328	66.3	0	0.0	341	68.5	1	0.3		*	Quasi-complete separation of data points detected.				*	ERROR: The mean parameter is either invalid or at a limit of its range for some observations.			0.00	Algorithm converged.	0.00	NE	0.9999		>999.99	Algorithm converged.	0.00	NE
Gastrointestinal disorders	Hypoaesthesia oral	<= 60	167	33.7	0	0.0	157	31.5	1	0.6		*	Quasi-complete separation of data points detected.				*	WARNING: The relative Hessian convergence criterion of 22.107627762 is greater than the limit of 0.0001. The convergence is questionable.			0.00	Algorithm converged.	0.00	NE	0.9999	NE	>999.99	Algorithm converged.	0.00	NE
Gastrointestinal disorders	Hypoaesthesia oral	> 60	328	66.3	0	0.0	341	68.5	0	0.0	NE			NE	NE	NE		NE	NE	NE	NE	NE	NE	NE	NE		NE	NE	NE	NE
Gastrointestinal disorders	Ileus	<= 60	167	33.7	0	0.0	157	31.5	2	1.3		*	Quasi-complete separation of data points detected.				*	WARNING: The relative Hessian convergence criterion of 14.109054211 is greater than the limit of 0.0001. The convergence is questionable.			0.00	Algorithm converged.	0.00	NE	0.9999	0.0789	>999.99	Algorithm converged.	0.00	NE
Gastrointestinal disorders	Ileus	> 60	328	66.3	2	0.6	341	68.5	1	0.3	2.09		Convergence criterion (GCONV=1E-8) satisfied.	0.19	23.11	0.003		Algorithm converged.	-0.007	0.013	2.08	Algorithm converged.	0.19	22.82	0.5493		0.48	Algorithm converged.	0.04	5.28
Gastrointestinal disorders	Impaired gastric emptying	<= 60	167	33.7	0	0.0	157	31.5	1	0.6		*	Quasi-complete separation of data points detected.				*	WARNING: The relative Hessian convergence criterion of 22.107627839 is greater than the limit of 0.0001. The convergence is questionable.			0.00	Algorithm converged.	0.00	NE	0.9999	NE	>999.99	Algorithm converged.	0.00	NE
Gastrointestinal disorders	Impaired gastric emptying	> 60	328	66.3	0	0.0	341	68.5	0	0.0	NE			NE	NE	NE		NE	NE	NE	NE	NE	NE	NE	NE		NE	NE	NE	NE
Gastrointestinal disorders	Inguinal hernia	<= 60	167	33.7	0	0.0	157	31.5	1	0.6		*	Quasi-complete separation of data points detected.				*	WARNING: The relative Hessian convergence criterion of 22.107627762 is greater than the limit of 0.0001. The convergence is questionable.			0.00	Algorithm converged.	0.00	NE	0.9999	NE	>999.99	Algorithm converged.	0.00	NE
Gastrointestinal disorders	Inguinal hernia	> 60	328	66.3	0	0.0	341	68.5	0	0.0	NE			NE	NE	NE		NE	NE	NE	NE	NE	NE	NE	NE		NE	NE	NE	NE
Gastrointestinal disorders	Intestinal obstruction	<= 60	167	33.7	0	0.0	157	31.5	0	0.0	NE			NE	NE	NE		NE	NE	NE	NE	NE	NE	NE	NE	1.0000	NE	NE	NE	NE
Gastrointestinal disorders	Intestinal obstruction	> 60	328	66.3	1	0.3	341	68.5	1	0.3	1.04		Convergence criterion (GCONV=1E-8) satisfied.	0.06	16.69	0.000		Algorithm converged.	-0.008	0.008	1.04	Algorithm converged.	0.07	16.55	0.9780		0.96	Algorithm converged.	0.06	15.31
Gastrointestinal disorders	Intestinal perforation	<= 60	167	33.7	1	0.6	157	31.5	0	0.0		*	Quasi-complete separation of data points detected.				*	ERROR: Error in computing the link function, its derivatives, or the variance function.			NE	Algorithm converged.	NE	NE	NE	0.4267	NE	Algorithm converged.	NE	NE
Gastrointestinal disorders	Intestinal perforation	> 60	328	66.3	2	0.6	341	68.5	1	0.3	2.09		Convergence criterion (GCONV=1E-8) satisfied.	0.19	23.11	0.003		Algorithm converged.	-0.007	0.013	2.08	Algorithm converged.	0.19	22.82	0.5493		0.48	Algorithm converged.	0.04	5.28
Gastrointestinal disorders	Intra-abdominal haemorrhage	<= 60	167	33.7	0	0.0	157	31.5	0	0.0	NE			NE	NE	NE		NE	NE	NE	NE	NE	NE	NE	NE	NE	NE	NE	NE	NE
Gastrointestinal disorders	Intra-abdominal haemorrhage	> 60	328	66.3	0	0.0	341	68.5	1	0.3		*	Quasi-complete separation of data points detected.				*	ERROR: The mean parameter is either invalid or at a limit of its range for some observations.			0.00	Algorithm converged.	0.00	NE	0.9999		>999.99	Algorithm converged.	0.00	NE
Gastrointestinal disorders	Large intestinal haemorrhage	<= 60	167	33.7	0	0.0	157	31.5	0	0.0	NE			NE	NE	NE		NE	NE	NE	NE	NE	NE	NE	NE	NE	NE	NE	NE	NE
Gastrointestinal disorders	Large intestinal haemorrhage	> 60	328	66.3	1	0.3	341	68.5	0	0.0		*	Quasi-complete separation of data points detected.				*	WARNING: Negative of Hessian not positive definite.			NE	Algorithm converged.	NE	NE	NE		NE	Algorithm converged.	NE	NE
Gastrointestinal disorders	Large intestine polyp	<= 60	167	33.7	0	0.0	157	31.5	0	0.0	NE			NE	NE	NE		NE	NE	NE	NE	NE	NE	NE	NE	NE	NE	NE	NE	NE
Gastrointestinal disorders	Large intestine polyp	> 60	328	66.3	0	0.0	341	68.5	2	0.6		*	Quasi-complete separation of data points detected.				*	ERROR: The mean parameter is either invalid or at a limit of its range for some observations.			0.00	Algorithm converged.	0.00	NE	0.9999		>999.99	Algorithm converged.	0.00	NE
Gastrointestinal disorders	Leukoplakia oral	<= 60	167	33.7	0	0.0	157	31.5	1	0.6		*	Quasi-complete separation of data points detected.				*	WARNING: The relative Hessian convergence criterion of 22.107627762 is greater than the limit of 0.0001. The convergence is questionable.			0.00	Algorithm converged.	0.00	NE	0.9999	NE	>999.99	Algorithm converged.	0.00	NE
Gastrointestinal disorders	Leukoplakia oral	> 60	328	66.3	0	0.0	341	68.5	0	0.0	NE			NE	NE	NE		NE	NE	NE	NE	NE	NE	NE	NE		NE	NE	NE	NE
Gastrointestinal disorders	Lip pain	<= 60	167	33.7	1	0.6	157	31.5	0	0.0		*	Quasi-complete separation of data points detected.				*	ERROR: Error in computing the link function, its derivatives, or the variance function.			NE	Algorithm converged.	NE	NE	NE	1.0000	NE	Algorithm converged.	NE	NE
Gastrointestinal disorders	Lip pain	> 60	328	66.3	1	0.3	341	68.5	0	0.0		*	Quasi-complete separation of data points detected.				*	WARNING: Negative of Hessian not positive definite.			NE	Algorithm converged.	NE	NE	NE		NE	Algorithm converged.	NE	NE
Gastrointestinal disorders	Lip scab	<= 60	167	33.7	0	0.0	157	31.5	1	0.6		*	Quasi-complete separation of data points detected.				*	WARNING: The relative Hessian convergence criterion of 22.107627762 is greater than the limit of 0.0001. The convergence is questionable.			0.00	Algorithm converged.	0.00	NE	0.9999	NE	>999.99	Algorithm converged.	0.00	NE
Gastrointestinal disorders	Lip scab	> 60	328	66.3	0	0.0	341	68.5	0	0.0	NE			NE	NE	NE		NE	NE	NE	NE	NE	NE	NE	NE		NE	NE	NE	NE
Gastrointestinal disorders	Lip ulceration	<= 60	167	33.7	1	0.6	157	31.5	0	0.0		*	Quasi-complete separation of data points detected.				*	WARNING: Negative of Hessian not positive definite.			NE	Algorithm converged.	NE	NE	NE	0.1018	NE	Algorithm converged.	NE	NE
Gastrointestinal disorders	Lip ulceration	> 60	328	66.3	0	0.0	341	68.5	1	0.3		*	Quasi-complete separation of data points detected.				*	ERROR: The mean parameter is either invalid or at a limit of its range for some observations.			0.00	Algorithm converged.	0.00	NE	0.9999		>999.99	Algorithm converged.	0.00	NE
Gastrointestinal disorders	Loose tooth	<= 60	167	33.7	0	0.0	157	31.5	0	0.0	NE			NE	NE	NE		NE	NE	NE	NE	NE	NE	NE	NE	NE	NE	NE	NE	NE

Gastrointestinal disorders	Loose tooth	> 60	328	66.3	1	0.3	341	68.5	0	0.0		*	Quasi-complete separation of data points detected.				*	WARNING: The relative Hessian convergence criterion of 50.209912281 is greater than the limit of 0.0001. The convergence is questionable.			NE		Algorithm converged.	NE	NE	NE		NE		Algorithm converged.	NE	NE
Gastrointestinal disorders	Lower gastrointestinal haemorrhage	<= 60	167	33.7	1	0.6	157	31.5	1	0.6	0.94		Convergence criterion (GCONV=1E-8) satisfied.	0.06	15.15	0.000		Algorithm converged.	-0.017	0.017	0.94		Algorithm converged.	0.06	14.90	0.9651	0.1757	1.06		Algorithm converged.	0.07	16.86
Gastrointestinal disorders	Lower gastrointestinal haemorrhage	> 60	328	66.3	2	0.6	341	68.5	0	0.0		*	Quasi-complete separation of data points detected.				*	WARNING: Negative of Hessian not positive definite.			NE		Algorithm converged.	NE	NE	NE		NE		Algorithm converged.	NE	NE
Gastrointestinal disorders	Malpositioned teeth	<= 60	167	33.7	0	0.0	157	31.5	0	0.0	NE			NE	NE	NE		NE	NE	NE	NE		NE	NE	NE	NE	NE	NE		NE	NE	NE
Gastrointestinal disorders	Malpositioned teeth	> 60	328	66.3	1	0.3	341	68.5	0	0.0		*	Quasi-complete separation of data points detected.				*	WARNING: Negative of Hessian not positive definite.			NE		Algorithm converged.	NE	NE	NE		NE		Algorithm converged.	NE	NE
Gastrointestinal disorders	Melaena	<= 60	167	33.7	1	0.6	157	31.5	0	0.0		*	Quasi-complete separation of data points detected.				*	ERROR: Error in computing the link function, its derivatives, or the variance function.			NE		Algorithm converged.	NE	NE	NE	0.3215	NE		Algorithm converged.	NE	NE
Gastrointestinal disorders	Melaena	> 60	328	66.3	1	0.3	341	68.5	1	0.3	1.04		Convergence criterion (GCONV=1E-8) satisfied.	0.06	16.69	0.000		Algorithm converged.	-0.008	0.008	1.04		Algorithm converged.	0.07	16.55	0.9780		0.96		Algorithm converged.	0.06	15.31
Gastrointestinal disorders	Mouth haemorrhage	<= 60	167	33.7	0	0.0	157	31.5	1	0.6		*	Quasi-complete separation of data points detected.				*	WARNING: The relative Hessian convergence criterion of 22.107627839 is greater than the limit of 0.0001. The convergence is questionable.			0.00		Algorithm converged.	0.00	NE	0.9999	1.0000	>999.99		Algorithm converged.	0.00	NE
Gastrointestinal disorders	Mouth haemorrhage	> 60	328	66.3	0	0.0	341	68.5	1	0.3		*	Quasi-complete separation of data points detected.				*	ERROR: The mean parameter is either invalid or at a limit of its range for some observations.			0.00		Algorithm converged.	0.00	NE	0.9999		>999.99		Algorithm converged.	0.00	NE
Gastrointestinal disorders	Mouth swelling	<= 60	167	33.7	0	0.0	157	31.5	1	0.6		*	Quasi-complete separation of data points detected.				*	WARNING: The relative Hessian convergence criterion of 22.107627762 is greater than the limit of 0.0001. The convergence is questionable.			0.00		Algorithm converged.	0.00	NE	0.9999	NE	>999.99		Algorithm converged.	0.00	NE
Gastrointestinal disorders	Mouth swelling	> 60	328	66.3	0	0.0	341	68.5	0	0.0	NE			NE	NE	NE		NE	NE	NE	NE		NE	NE	NE	NE		NE		NE	NE	NE
Gastrointestinal disorders	Mouth ulceration	<= 60	167	33.7	4	2.4	157	31.5	5	3.2	0.75		Convergence criterion (GCONV=1E-8) satisfied.	0.20	2.83	-0.008		Algorithm converged.	-0.044	0.028	0.75		Algorithm converged.	0.21	2.75	0.6667	0.9227	1.33		Algorithm converged.	0.36	4.86
Gastrointestinal disorders	Mouth ulceration	> 60	328	66.3	6	1.8	341	68.5	9	2.6	0.69		Convergence criterion (GCONV=1E-8) satisfied.	0.24	1.95	-0.008		Algorithm converged.	-0.030	0.014	0.69		Algorithm converged.	0.25	1.93	0.4819		1.44		Algorithm converged.	0.52	4.01
Gastrointestinal disorders	Nausea	<= 60	167	33.7	77	46.1	157	31.5	65	41.4	1.21		Convergence criterion (GCONV=1E-8) satisfied.	0.78	1.88	0.047		Algorithm converged.	-0.061	0.155	1.11		Algorithm converged.	0.87	1.43	0.3949	0.7226	0.90		Algorithm converged.	0.70	1.15
Gastrointestinal disorders	Nausea	> 60	328	66.3	110	33.5	341	68.5	109	32.0	1.07		Convergence criterion (GCONV=1E-8) satisfied.	0.78	1.48	0.016		Algorithm converged.	-0.055	0.087	1.05		Algorithm converged.	0.84	1.30	0.6649		0.95		Algorithm converged.	0.77	1.18
Gastrointestinal disorders	Necrotising colitis	<= 60	167	33.7	0	0.0	157	31.5	0	0.0	NE			NE	NE	NE		NE	NE	NE	NE		NE	NE	NE	NE	NE	NE		NE	NE	NE
Gastrointestinal disorders	Necrotising colitis	> 60	328	66.3	1	0.3	341	68.5	0	0.0		*	Quasi-complete separation of data points detected.				*	WARNING: Negative of Hessian not positive definite.			NE		Algorithm converged.	NE	NE	NE		NE		Algorithm converged.	NE	NE
Gastrointestinal disorders	Neutropenic colitis	<= 60	167	33.7	0	0.0	157	31.5	0	0.0	NE			NE	NE	NE		NE	NE	NE	NE		NE	NE	NE	NE	NE	NE		NE	NE	NE
Gastrointestinal disorders	Neutropenic colitis	> 60	328	66.3	1	0.3	341	68.5	0	0.0		*	Quasi-complete separation of data points detected.				*	WARNING: Negative of Hessian not positive definite.			NE		Algorithm converged.	NE	NE	NE		NE		Algorithm converged.	NE	NE
Gastrointestinal disorders	Noninfective gingivitis	<= 60	167	33.7	0	0.0	157	31.5	1	0.6		*	Quasi-complete separation of data points detected.				*	WARNING: The relative Hessian convergence criterion of 22.107627685 is greater than the limit of 0.0001. The convergence is questionable.			0.00		Algorithm converged.	0.00	NE	0.9999	NE	>999.99		Algorithm converged.	0.00	NE
Gastrointestinal disorders	Noninfective gingivitis	> 60	328	66.3	0	0.0	341	68.5	0	0.0	NE			NE	NE	NE		NE	NE	NE	NE		NE	NE	NE	NE		NE		NE	NE	NE
Gastrointestinal disorders	Obstruction gastric	<= 60	167	33.7	0	0.0	157	31.5	0	0.0	NE			NE	NE	NE		NE	NE	NE	NE		NE	NE	NE	NE	NE	NE		NE	NE	NE
Gastrointestinal disorders	Obstruction gastric	> 60	328	66.3	0	0.0	341	68.5	1	0.3		*	Quasi-complete separation of data points detected.				*	ERROR: The mean parameter is either invalid or at a limit of its range for some observations.			0.00		Algorithm converged.	0.00	NE	0.9999		>999.99		Algorithm converged.	0.00	NE
Gastrointestinal disorders	Odynophagia	<= 60	167	33.7	2	1.2	157	31.5	0	0.0		*	Quasi-complete separation of data points detected.				*	WARNING: The relative Hessian convergence criterion of 13.069013294 is greater than the limit of 0.0001. The convergence is questionable.			NE		Algorithm converged.	NE	NE	NE	0.2015	NE		Algorithm converged.	NE	NE
Gastrointestinal disorders	Odynophagia	> 60	328	66.3	1	0.3	341	68.5	1	0.3	1.04		Convergence criterion (GCONV=1E-8) satisfied.	0.06	16.69	0.000		Algorithm converged.	-0.008	0.008	1.04		Algorithm converged.	0.07	16.55	0.9780		0.96		Algorithm converged.	0.06	15.31
Gastrointestinal disorders	Oedema mouth	<= 60	167	33.7	0	0.0	157	31.5	0	0.0	NE			NE	NE	NE		NE	NE	NE	NE		NE	NE	NE	NE	NE	NE		NE	NE	NE
Gastrointestinal disorders	Oedema mouth	> 60	328	66.3	0	0.0	341	68.5	1	0.3		*	Quasi-complete separation of data points detected.				*	ERROR: The mean parameter is either invalid or at a limit of its range for some observations.			0.00		Algorithm converged.	0.00	NE	0.9999		>999.99		Algorithm converged.	0.00	NE
Gastrointestinal disorders	Oesophageal achalasia	<= 60	167	33.7	1	0.6	157	31.5	0	0.0		*	Quasi-complete separation of data points detected.				*	WARNING: Negative of Hessian not positive definite.			NE		Algorithm converged.	NE	NE	NE	NE	NE		Algorithm converged.	NE	NE
Gastrointestinal disorders	Oesophageal achalasia	> 60	328	66.3	0	0.0	341	68.5	0	0.0	NE			NE	NE	NE		NE	NE	NE	NE		NE	NE	NE	NE		NE		NE	NE	NE
Gastrointestinal disorders	Oesophageal discomfort	<= 60	167	33.7	0	0.0	157	31.5	1	0.6		*	Quasi-complete separation of data points detected.				*	WARNING: The relative Hessian convergence criterion of 22.107627762 is greater than the limit of 0.0001. The convergence is questionable.			0.00		Algorithm converged.	0.00	NE	0.9999	NE	>999.99		Algorithm converged.	0.00	NE
Gastrointestinal disorders	Oesophageal discomfort	> 60	328	66.3	0	0.0	341	68.5	0	0.0	NE			NE	NE	NE		NE	NE	NE	NE		NE	NE	NE	NE		NE		NE	NE	NE
Gastrointestinal disorders	Oesophageal pain	<= 60	167	33.7	1	0.6	157	31.5	0	0.0		*	Quasi-complete separation of data points detected.				*	WARNING: Negative of Hessian not positive definite.			NE		Algorithm converged.	NE	NE	NE	0.1018	NE		Algorithm converged.	NE	NE
Gastrointestinal disorders	Oesophageal pain	> 60	328	66.3	0	0.0	341	68.5	1	0.3		*	Quasi-complete separation of data points detected.				*	ERROR: The mean parameter is either invalid or at a limit of its range for some observations.			0.00		Algorithm converged.	0.00	NE	0.9999		>999.99		Algorithm converged.	0.00	NE
Gastrointestinal disorders	Oesophageal stenosis	<= 60	167	33.7	0	0.0	157	31.5	0	0.0	NE			NE	NE	NE		NE	NE	NE	NE		NE	NE	NE	NE	NE	NE		NE	NE	NE
Gastrointestinal disorders	Oesophageal stenosis	> 60	328	66.3	1	0.3	341	68.5	0	0.0		*	Quasi-complete separation of data points detected.				*	WARNING: Negative of Hessian not positive definite.			NE		Algorithm converged.	NE	NE	NE		NE		Algorithm converged.	NE	NE
Gastrointestinal disorders	Oesophagitis	<= 60	167	33.7	1	0.6	157	31.5	0	0.0		*	Quasi-complete separation of data points detected.				*	WARNING: Negative of Hessian not positive definite.			NE		Algorithm converged.	NE	NE	NE	0.3215	NE		Algorithm converged.	NE	NE
Gastrointestinal disorders	Oesophagitis	> 60	328	66.3	1	0.3	341	68.5	1	0.3	1.04		Convergence criterion (GCONV=1E-8) satisfied.	0.06	16.69	0.000		Algorithm converged.	-0.008	0.008	1.04		Algorithm converged.	0.07	16.55	0.9780		0.96		Algorithm converged.	0.06	15.31
Gastrointestinal disorders	Oral discomfort	<= 60	167	33.7	1	0.6	157	31.5	0	0.0		*	Quasi-complete separation of data points detected.				*	WARNING: Negative of Hessian not positive definite.			NE		Algorithm converged.	NE	NE	NE	NE	NE		Algorithm converged.	NE	NE
Gastrointestinal disorders	Oral discomfort	> 60	328	66.3	0	0.0	341	68.5	0	0.0	NE			NE	NE	NE		NE	NE	NE	NE		NE	NE	NE	NE		NE		NE	NE	NE
Gastrointestinal disorders	Oral dysaesthesia	<= 60	167	33.7	0	0.0	157	31.5	1	0.6		*	Quasi-complete separation of data points detected.				*	WARNING: The relative Hessian convergence criterion of 22.107627762 is greater than the limit of 0.0001. The convergence is questionable.			0.00		Algorithm converged.	0.00	NE	0.9999	0.0897	>999.99		Algorithm converged.	0.00	NE
Gastrointestinal disorders	Oral dysaesthesia	> 60	328	66.3	1	0.3	341	68.5	0	0.0		*	Quasi-complete separation of data points detected.				*	WARNING: Negative of Hessian not positive definite.			NE		Algorithm converged.	NE	NE	NE		NE		Algorithm converged.	NE	NE
Gastrointestinal disorders	Oral pain	<= 60	167	33.7	4	2.4	157	31.5	1	0.6	3.83		Convergence criterion (GCONV=1E-8) satisfied.	0.42	34.63	0.018		Algorithm converged.	-0.009	0.044	3.76		Algorithm converged.	0.42	33.28	0.2338	0.3294	0.27		Algorithm converged.	0.03	2.35
Gastrointestinal disorders	Oral pain	> 60	328	66.3	3	0.9	341	68.5	3	0.9	1.04		Convergence criterion (GCONV=1E-8) satisfied.	0.21	5.19	0.000		Algorithm converged.	-0.014	0.015	1.04		Algorithm converged.	0.21	5.11	0.9619		0.96		Algorithm converged.	0.20	4.73
Gastrointestinal disorders	Oral pruritus	<= 60	167	33.7	0	0.0	157	31.5	1	0.6		*	Quasi-complete separation of data points detected.				*	WARNING: The relative Hessian convergence criterion of 22.107627762 is greater than the limit of 0.0001. The convergence is questionable.			0.00		Algorithm converged.	0.00	NE	0.9999	0.0897	>999.99		Algorithm converged.	0.00	NE
Gastrointestinal disorders	Oral pruritus	> 60	328	66.3	1	0.3	341	68.5	0	0.0		*	Quasi-complete separation of data points detected.				*	WARNING: Negative of Hessian not positive definite.			NE		Algorithm converged.	NE	NE	NE		NE		Algorithm converged.	NE	NE
Gastrointestinal disorders	Pancreatic disorder	<= 60	167	33.7	0	0.0	157	31.5	0	0.0	NE			NE	NE	NE		NE	NE	NE	NE		NE	NE	NE	NE	NE	NE		NE	NE	NE
Gastrointestinal disorders	Pancreatic disorder	> 60	328	66.3	0	0.0	341	68.5	2	0.6		*	Quasi-complete separation of data points detected.				*	ERROR: The mean parameter is either invalid or at a limit of its range for some observations.			0.00		Algorithm converged.	0.00	NE	0.9999		>999.99		Algorithm converged.	0.00	NE
Gastrointestinal disorders	Pancreatic failure	<= 60	167	33.7	1	0.6	157	31.5	0	0.0		*	Quasi-complete separation of data points detected.				*	WARNING: Negative of Hessian not positive definite.			NE		Algorithm converged.	NE	NE	NE	NE	NE		Algorithm converged.	NE	NE
Gastrointestinal disorders	Pancreatic failure	> 60	328	66.3	0	0.0	341	68.5	0	0.0	NE			NE	NE	NE		NE	NE	NE	NE		NE	NE	NE	NE		NE		NE	NE	NE
Gastrointestinal disorders	Pancreatitis	<= 60	167	33.7	0	0.0	157	31.5	1	0.6		*	Quasi-complete separation of data points detected.				*	WARNING: The relative Hessian convergence criterion of 22.107627762 is greater than the limit of 0.0001. The convergence is questionable.			0.00		Algorithm converged.	0.00	NE	0.9999	0.0897	>999.99		Algorithm converged.	0.00	NE
Gastrointestinal disorders	Pancreatitis	> 60	328	66.3	1	0.3	341	68.5	0	0.0		*	Quasi-complete separation of data points detected.				*	WARNING: Negative of Hessian not positive definite.			NE		Algorithm converged.	NE	NE	NE		NE		Algorithm converged.	NE	NE
Gastrointestinal disorders	Paraesthesia oral	<= 60	167	33.7	3	1.8	157	31.5	1	0.6	2.85		Convergence criterion (GCONV=1E-8) satisfied.	0.29	27.72	0.012		Algorithm converged.	-0.012	0.035	2.82		Algorithm converged.	0.30	26.83	0.3670	1.0000	0.35		Algorithm converged.	0.04	3.37
Gastrointestinal disorders	Paraesthesia oral	> 60	328	66.3	0	0.0	341	68.5	0	0.0	NE			NE	NE	NE		NE	NE	NE	NE		NE	NE	NE	NE		NE		NE	NE	NE
Gastrointestinal disorders	Periodontal disease	<= 60	167	33.7	1	0.6	157	31.5	0	0.0		*	Quasi-complete separation of data points detected.				*	WARNING: Negative of Hessian not positive definite.			NE		Algorithm converged.	NE	NE	NE	1.0000	NE		Algorithm converged.	NE	NE
Gastrointestinal disorders	Periodontal disease	> 60	328	66.3	2	0.6	341	68.5	0	0.0		*	Quasi-complete separation of data points detected.				*	WARNING: Negative of Hessian not positive definite.			NE		Algorithm converged.	NE	NE	NE		NE		Algorithm converged.	NE	NE
Gastrointestinal disorders	Post-tussive vomiting	<= 60	167	33.7	1	0.6	157	31.5	0	0.0		*	Quasi-complete separation of data points detected.				*	WARNING: Negative of Hessian not positive definite.			NE		Algorithm converged.	NE	NE	NE	NE	NE		Algorithm converged.	NE	NE
Gastrointestinal disorders	Post-tussive vomiting	> 60	328	66.3	0	0.0	341	68.5	0	0.0	NE			NE	NE	NE		NE	NE	NE	NE		NE	NE	NE	NE		NE		NE	NE	NE
Gastrointestinal disorders	Proctalgia	<= 60	167	33.7	4	2.4	157	31.5	1	0.6	3.83		Convergence criterion (GCONV=1E-8) satisfied.	0.42	34.63	0.018		Algorithm converged.	-0.009	0.044	3.76		Algorithm converged.	0.42	33.28	0.2338	0.2135	0.27		Algorithm converged.	0.03	2.35
Gastrointestinal disorders	Proctalgia	> 60	328	66.3	2	0.6	341	68.5	3	0.9	0.69		Convergence criterion (GCONV=1E-8) satisfied.	0.11	4.16	-0.003		Algorithm converged.	-0.016	0.010	0.69		Algorithm converged.	0.12	4.12	0.6869		1.44		Algorithm converged.	0.24	8.58
Gastrointestinal disorders	Proctitis	<= 60	167	33.7	0	0.0	157	31.5	0	0.0	NE			NE	NE	NE		NE	NE	NE	NE		NE	NE	NE	NE	NE	NE		NE	NE	NE
Gastrointestinal disorders	Proctitis	> 60	328	66.3	1	0.3	341	68.5	0	0.0		*	Quasi-complete separation of data points detected.				*	WARNING: Negative of Hessian not positive definite.			NE		Algorithm converged.	NE	NE	NE		NE		Algorithm converged.	NE	NE
Gastrointestinal disorders	Rectal haemorrhage	<= 60	167	33.7	0	0.0	157	31.5	2	1.3		*	Quasi-complete separation of data points detected.				*	WARNING: The relative Hessian convergence criterion of 14.109054211 is greater than the limit of 0.0001. The convergence is questionable.			0.00		Algorithm converged.	0.00	NE	0.9999	0.0194	>999.99		Algorithm converged.	0.00	NE
Gastrointestinal disorders	Rectal haemorrhage	> 60	328	66.3	5	1.5	341	68.5	1	0.3	5.26		Convergence criterion (GCONV=1E-8) satisfied.	0.61	45.29	0.012		Algorithm converged.	-0.002	0.027	5.20		Algorithm converged.	0.61	44.26	0.1314		0.19		Algorithm converged.	0.02	1.64
Gastrointestinal disorders	Retching	<= 60	167	33.7	0	0.0	157	31.5	0	0.0	NE			NE	NE	NE		NE	NE	NE	NE		NE	NE	NE	NE	NE	NE		NE	NE	NE
Gastrointestinal disorders	Retching	> 60	328	66.3	0	0.0	341	68.5	1	0.3		*	Quasi-complete separation of data points detected.				*	ERROR: The mean parameter is either invalid or at a limit of its range for some observations.			0.00		Algorithm converged.	0.00	NE	0.9999		>999.99		Algorithm converged.	0.00	NE
Gastrointestinal disorders	Small intestinal obstruction	<= 60	167	33.7	0	0.0	157	31.5	0	0.0	NE			NE	NE	NE		NE	NE	NE	NE		NE	NE	NE	NE	NE	NE		NE	NE	NE
Gastrointestinal disorders	Small intestinal obstruction	> 60	328	66.3	0	0.0	341	68.5	5	1.5		*	Quasi-complete separation of data points detected.				*	ERROR: The mean parameter is either invalid or at a limit of its range for some observations.			0.00		Algorithm converged.	0.00	NE	0.9999		>999.99		Algorithm converged.	0.00	NE
Gastrointestinal disorders	Small intestinal perforation	<= 60	167	33.7	0	0.0	157	31.5	0	0.0	NE			NE	NE	NE		NE	NE	NE	NE		NE	NE	NE	NE	NE	NE		NE	NE	NE
Gastrointestinal disorders	Small intestinal perforation	> 60	328	66.3	0	0.0	341	68.5	1	0.3		*	Quasi-complete separation of data points detected.				*	ERROR: The mean parameter is either invalid or at a limit of its range for some observations.			0.00		Algorithm converged.	0.00	NE	0.9999		>999.99		Algorithm converged.	0.00	NE
Gastrointestinal disorders	Stomatitis	<= 60	167	33.7	15	9.0	157	31.5	14	8.9	1.01		Convergence criterion (GCONV=1E-8) satisfied.	0.47	2.16	0.001		Algorithm converged.	-0.062	0.063	1.01		Algorithm converged.	0.50	2.02	0.9837	0.2047	0.99		Algorithm converged.	0.50	1.99
Gastrointestinal disorders	Stomatitis	> 60	328	66.3	28	8.5	341	68.5	16	4.7	1.90		Convergence criterion (GCONV=1E-8) satisfied.	1.01	3.57	0.038		Algorithm converged.	0.001	0.076	1.82		Algorithm converged.	1.00	3.30	0.0488		0.55		Algorithm converged.	0.30	1.00
Gastrointestinal disorders	Subileus	<= 60	167	33.7	0	0.0	157	31.5	0	0.0	NE			NE	NE	NE		NE	NE	NE	NE		NE	NE	NE	NE	1.0000	NE		NE	NE	NE
Gastrointestinal disorders	Subileus	> 60	328	66.3	1	0.3	341	68.5	1	0.3	1.04		Convergence criterion (GCONV=1E-8) satisfied.	0.06	16.69	0.000		Algorithm converged.	-0.008	0.008	1.04		Algorithm converged.	0.07	16.55	0.9780		0.96		Algorithm converged.	0.06	15.31
Gastrointestinal disorders	Swollen tongue	<= 60	167	33.7	0	0.0	157	31.5	1	0.6		*	Quasi-complete separation of data points detected.				*	WARNING: The relative Hessian convergence criterion of 22.107627762 is greater than the limit of 0.0001. The convergence is questionable.			0.00		Algorithm converged.	0.00	NE	0.9999	NE	>999.99		Algorithm converged.	0.00	NE
Gastrointestinal disorders	Swollen tongue	> 60	328	66.3	0	0.0	341	68.5	0	0.0	NE			NE	NE	NE		NE	NE	NE	NE		NE	NE	NE	NE		NE		NE	NE	NE
Gastrointestinal disorders	Tongue blistering	<= 60	167	33.7	0	0.0	157	31.5	1	0.6		*	Quasi-complete separation of data points detected.				*	WARNING: The relative Hessian convergence criterion of 22.107627685 is greater than the limit of 0.0001. The convergence is questionable.			0.00		Algorithm converged.	0.00	NE	0.9999	NE	>999.99		Algorithm converged.	0.00	NE
Gastrointestinal disorders	Tongue blistering	> 60	328	66.3	0	0.0	341	68.5	0	0.0	NE			NE	NE	NE		NE	NE	NE	NE		NE	NE	NE	NE		NE		NE	NE	NE
Gastrointestinal disorders	Tongue coated	<= 60	167	33.7	1	0.6	157	31.5	0	0.0		*	Quasi-complete separation of data points detected.				*	WARNING: Negative of Hessian not positive definite.			NE		Algorithm converged.	NE	NE	NE	1.0000	NE		Algorithm converged.	NE	NE
Gastrointestinal disorders	Tongue coated	> 60	328	66.3	1	0.3	341	68.5	0	0.0		*	Quasi-complete separation of data points detected.				*	WARNING: Negative of Hessian not positive definite.			NE		Algorithm converged.	NE	NE	NE		NE		Algorithm converged.	NE	NE
Gastrointestinal disorders	Tongue discolouration	<= 60	167	33.7	0	0.0	157	31.5	0	0.0	NE			NE	NE	NE		NE	NE	NE	NE		NE	NE	NE	NE	NE	NE		NE	NE	NE
Gastrointestinal disorders	Tongue discolouration	> 60	328	66.3	0	0.0	341	68.5	1	0.3		*	Quasi-complete separation of data points detected.				*	ERROR: The mean parameter is either invalid or at a limit of its range for some observations.			0.00		Algorithm converged.	0.00	NE	0.9999		>999.99		Algorithm converged.	0.00	NE
Gastrointestinal disorders	Tongue pigmentation	<= 60	167	33.7	0	0.0	157	31.5	0	0.0	NE			NE	NE	NE		NE	NE	NE	NE		NE	NE	NE	NE	NE	NE		NE	NE	NE
Gastrointestinal disorders	Tongue pigmentation	> 60	328	66.3	0	0.0	341	68.5	1	0.3		*	Quasi-complete separation of data points detected.				*	ERROR: The mean parameter is either invalid or at a limit of its range for some observations.			0.00		Algorithm converged.	0.00	NE	0.9999		>999.99		Algorithm converged.	0.00	NE
Gastrointestinal disorders	Tongue ulceration	<= 60	167	33.7	0	0.0	157	31.5	0	0.0	NE			NE	NE	NE		NE	NE	NE	NE		NE	NE	NE	NE	NE	NE		NE	NE	NE
Gastrointestinal disorders	Tongue ulceration	> 60	328	66.3	1	0.3	341	68.5	0	0.0		*	Quasi-complete separation of data points detected.				*	WARNING: Negative of Hessian not positive definite.			NE		Algorithm converged.	NE	NE	NE		NE		Algorithm converged.	NE	NE
Gastrointestinal disorders	Tooth loss	<= 60	167	33.7	0	0.0	157	31.5	0	0.0	NE			NE	NE	NE		NE	NE	NE	NE		NE	NE	NE	NE	1.0000	NE		NE	NE	NE
Gastrointestinal disorders	Tooth loss	> 60	328	66.3	1	0.3	341	68.5	1	0.3	1.04		Convergence criterion (GCONV=1E-8) satisfied.	0.06	16.69	0.000		Algorithm converged.	-0.008	0.008	1.04		Algorithm converged.	0.07	16.55	0.9780		0.96		Algorithm converged.	0.06	15.31
Gastrointestinal disorders	Toothache	<= 60	167	33.7	3	1.8	157	31.5	4	2.5	0.70		Convergence criterion (GCONV=1E-8) satisfied.	0.15	3.18	-0.008		Algorithm converged.	-0.039	0.024	0.71		Algorithm converged.	0.16	3.10	0.6438	0.4982	1.42		Algorithm converged.	0.32	6.24
Gastrointestinal disorders	Toothache	> 60	328	66.3	3	0.9	341	68.5	2	0.6	1.56		Convergence criterion (GCONV=1E-8) satisfied.	0.26	9.42	0.003		Algorithm converged.	-0.010	0.016	1.56		Algorithm converged.	0.26	9.27	0.6252		0.64		Algorithm converged.	0.11	3.81
Gastrointestinal disorders	Umbilical hernia	<= 60	167	33.7	0	0.0	157	31.5	1	0.6		*	Quasi-complete separation of data points detected.				*	WARNING: The relative Hessian convergence criterion of 22.107627685 is greater than the limit of 0.0001. The convergence is questionable.			0.00		Algorithm converged.	0.00	NE	0.9999	NE	>999.99		Algorithm converged.	0.00	NE
Gastrointestinal disorders	Umbilical hernia	> 60	328	66.3	0	0.0	341	68.5	0	0.0	NE			NE	NE	NE		NE	NE	NE	NE		NE	NE	NE	NE		NE		NE	NE	NE
Gastrointestinal disorders	Upper gastrointestinal haemorrhage	<= 60	167	33.7	1	0.6	157	31.5	0	0.0		*	Quasi-complete separation of data points detected.				*	WARNING: Negative of Hessian not positive definite.			NE		Algorithm converged.	NE	NE	NE	NE	NE		Algorithm converged.	NE	NE
Gastrointestinal disorders	Upper gastrointestinal haemorrhage	> 60	328	66.3	0	0.0	341	68.5	0	0.0	NE			NE	NE	NE		NE	NE	NE	NE		NE	NE	NE	NE		NE		NE	NE	NE
Gastrointestinal disorders	Vomiting	<= 60	167	33.7	30	18.0	157	31.5	30	19.1	0.93		Convergence criterion (GCONV=1E-8) satisfied.	0.53	1.62	-0.011		Algorithm converged.	-0.096	0.073	0.94		Algorithm converged.	0.60	1.48	0.7910	0.9376	1.06		Algorithm converged.	0.67	1.68
Gastrointestinal disorders	Vomiting	> 60	328	66.3	38	11.6	341	68.5	41	12.0	0.96		Convergence criterion (GCONV=1E-8) satisfied.	0.60	1.53	-0.004		Algorithm converged.	-0.053	0.045	0.96		Algorithm converged.	0.64	1.46	0.8607		1.04		Algorithm converged.	0.69	1.57
General disorders and administration site conditions		<= 60	167	33.7	91	54.5	157	31.5	94	59.9	0.80		Convergence criterion (GCONV=1E-8) satisfied.	0.52	1.25	-0.054		Algorithm converged.	-0.161	0.054	0.91		Algorithm converged.	0.75	1.10	0.3280	0.4815	1.10		Algorithm converged.	0.91	1.33
General disorders and administration site conditions		> 60	328	66.3	202	61.6	341	68.5	213	62.5	0.96		Convergence criterion (GCONV=1E-8) satisfied.	0.70	1.32	-0.009		Algorithm converged.	-0.082	0.065	0.99		Algorithm converged.	0.88	1.11	0.8151		1.01		Algorithm converged.	0.90	1.14
General disorders and administration site conditions	Administration site extravasation	<= 60	167	33.7	0	0.0	157	31.5	0	0.0	NE			NE	NE	NE		NE	NE	NE	NE		NE	NE	NE	NE	NE	NE		NE	NE	NE
General disorders and administration site conditions	Administration site extravasation	> 60	328	66.3	1	0.3	341	68.5	0	0.0		*	Quasi-complete separation of data points detected.				*	WARNING: The relative Hessian convergence criterion of 50.209912281 is greater than the limit of 0.0001. The convergence is questionable.			NE		Algorithm converged.	NE	NE	NE		NE		Algorithm converged.	NE	NE
General disorders and administration site conditions	Application site pain	<= 60	167	33.7	0	0.0	157	31.5	0	0.0	NE			NE	NE	NE		NE	NE	NE	NE		NE	NE	NE	NE	NE	NE		NE	NE	NE
General disorders and administration site conditions	Application site pain	> 60	328	66.3	0	0.0	341	68.5	1	0.3		*	Quasi-complete separation of data points detected.				*	ERROR: The mean parameter is either invalid or at a limit of its range for some observations.			0.00		Algorithm converged.	0.00	NE	0.9999		>999.99		Algorithm converged.	0.00	NE
General disorders and administration site conditions	Asthenia	<= 60	167	33.7	15	9.0	157	31.5	15	9.6	0.93		Convergence criterion (GCONV=1E-8) satisfied.	0.44	1.98	-0.006		Algorithm converged.	-0.069	0.057	0.94		Algorithm converged.	0.48	1.86	0.8591	0.9895	1.06		Algorithm converged.	0.54	2.10
General disorders and administration site conditions	Asthenia	> 60	328	66.3	40	12.2	341	68.5	44	12.9	0.94		Convergence criterion (GCONV=1E-8) satisfied.	0.59	1.48	-0.007		Algorithm converged.	-0.057	0.043	0.95		Algorithm converged.	0.63	1.41	0.7824		1.06		Algorithm converged.	0.71	1.58
General disorders and administration site conditions	Cardiac death	<= 60	167	33.7	0	0.0	157	31.5	0	0.0	NE			NE	NE	NE		NE	NE	NE	NE		NE	NE	NE	NE	NE	NE		NE	NE	NE
General disorders and administration site conditions	Cardiac death	> 60	328	66.3	1	0.3	341	68.5	0	0.0		*	Quasi-complete separation of data points detected.				*	WARNING: Negative of Hessian not positive definite.			NE		Algorithm converged.	NE	NE	NE		NE		Algorithm converged.	NE	NE
General disorders and administration site conditions	Catheter site bruise	<= 60	167	33.7	0	0.0	157	31.5	0	0.0	NE			NE	NE	NE		NE	NE	NE	NE		NE	NE	NE	NE	NE	NE		NE	NE	NE
General disorders and administration site conditions	Catheter site bruise	> 60	328	66.3	1	0.3	341	68.5	0	0.0		*	Quasi-complete separation of data points detected.				*	WARNING: Negative of Hessian not positive definite.			NE		Algorithm converged.	NE	NE	NE		NE		Algorithm converged.	NE	NE
General disorders and administration site conditions	Catheter site erythema	<= 60	167	33.7	1	0.6	157	31.5	0	0.0		*	Quasi-complete separation of data points detected.				*	WARNING: Negative of Hessian not positive definite.			NE		Algorithm converged.	NE	NE	NE	0.1018	NE		Algorithm converged.	NE	NE
General disorders and administration site conditions	Catheter site erythema	> 60	328	66.3	0	0.0	341	68.5	1	0.3		*	Quasi-complete separation of data points detected.				*	ERROR: The mean parameter is either invalid or at a limit of its range for some observations.			0.00		Algorithm converged.	0.00	NE	0.9999		>999.99		Algorithm converged.	0.00	NE
General disorders and administration site conditions	Catheter site haemorrhage	<= 60	167	33.7	0	0.0	157	31.5	0	0.0	NE			NE	NE	NE		NE	NE	NE	NE		NE	NE	NE	NE	1.0000	NE		NE	NE	NE
General disorders and administration site conditions	Catheter site haemorrhage	> 60	328	66.3	1	0.3	341	68.5	1	0.3	1.04		Convergence criterion (GCONV=1E-8) satisfied.	0.06	16.69	0.000		Algorithm converged.	-0.008	0.008	1.04		Algorithm converged.	0.07	16.55	0.9780		0.96		Algorithm converged.	0.06	15.31
General disorders and administration site conditions	Catheter site induration	<= 60	167	33.7	0	0.0	157	31.5	0	0.0	NE			NE	NE	NE		NE	NE	NE	NE		NE	NE	NE	NE	NE	NE		NE	NE	NE
General disorders and administration site conditions	Catheter site induration	> 60	328	66.3	1	0.3	341	68.5	0	0.0		*	Quasi-complete separation of data points detected.				*	WARNING: Negative of Hessian not positive definite.			NE		Algorithm converged.	NE	NE	NE		NE		Algorithm converged.	NE	NE
General disorders and administration site conditions	Catheter site oedema	<= 60	167	33.7	0	0.0	157	31.5	1	0.6		*	Quasi-complete separation of data points detected.				*	WARNING: The relative Hessian convergence criterion of 22.107627762 is greater than the limit of 0.0001. The convergence is questionable.			0.00		Algorithm converged.	0.00	NE	0.9999	NE	>999.99		Algorithm converged.	0.00	NE
General disorders and administration site conditions	Catheter site oedema	> 60	328	66.3	0	0.0	341	68.5	0	0.0	NE			NE	NE	NE		NE	NE	NE	NE		NE	NE	NE	NE		NE		NE	NE	NE
General disorders and administration site conditions	Catheter site pain	<= 60	167	33.7	0	0.0	157	31.5	0	0.0	NE			NE	NE	NE		NE	NE	NE	NE		NE	NE	NE	NE	NE	NE		NE	NE	NE
General disorders and administration site conditions	Catheter site pain	> 60	328	66.3	0	0.0	341	68.5	1	0.3		*	Quasi-complete separation of data points detected.				*	ERROR: The mean parameter is either invalid or at a limit of its range for some observations.			0.00		Algorithm converged.	0.00	NE	0.9999		>999.99		Algorithm converged.	0.00	NE
General disorders and administration site conditions	Catheter site pruritus	<= 60	167	33.7	1	0.6	157	31.5	0	0.0		*	Quasi-complete separation of data points detected.				*	WARNING: Negative of Hessian not positive definite.			NE		Algorithm converged.	NE	NE	NE	NE	NE		Algorithm converged.	NE	NE
General disorders and administration site conditions	Catheter site pruritus	> 60	328	66.3	0	0.0	341	68.5	0	0.0	NE			NE	NE	NE		NE	NE	NE	NE		NE	NE	NE	NE		NE		NE	NE	NE
General disorders and administration site conditions	Catheter site related reaction	<= 60	167	33.7	1	0.6	157	31.5	0	0.0		*	Quasi-complete separation of data points detected.				*	ERROR: Error in computing the link function, its derivatives, or the variance function.			NE		Algorithm converged.	NE	NE	NE	NE	NE		Algorithm converged.	NE	NE
General disorders and administration site conditions	Catheter site related reaction	> 60	328	66.3	0	0.0	341	68.5	0	0.0	NE			NE	NE	NE		NE	NE	NE	NE		NE	NE	NE	NE		NE		NE	NE	NE
General disorders and administration site conditions	Chest discomfort	<= 60	167	33.7	3	1.8	157	31.5	6	3.8	0.46		Convergence criterion (GCONV=1E-8) satisfied.	0.11	1.87	-0.020		Algorithm converged.	-0.056	0.016	0.47		Algorithm converged.	0.12	1.85	0.2797	0.0199	2.13		Algorithm converged.	0.54	8.36

General disorders and administration site conditions	Chest discomfort	> 60	328	66.3	11	3.4	341	68.5	3	0.9	3.91		Convergence criterion (GCONV=1E-8) satisfied.	1.08	14.14	0.025		Algorithm converged.	0.003	0.047	3.81		Algorithm converged.	1.07	13.54	0.0385		0.26		Algorithm converged.	0.07	0.93
General disorders and administration site conditions	Chest pain	<= 60	167	33.7	6	3.6	157	31.5	7	4.5	0.80		Convergence criterion (GCONV=1E-8) satisfied.	0.26	2.43	-0.009		Algorithm converged.	-0.052	0.034	0.81		Algorithm converged.	0.28	2.35	0.6921	0.9963	1.24		Algorithm converged.	0.43	3.61
General disorders and administration site conditions	Chest pain	> 60	328	66.3	7	2.1	341	68.5	9	2.6	0.80		Convergence criterion (GCONV=1E-8) satisfied.	0.30	2.19	-0.005		Algorithm converged.	-0.028	0.018	0.81		Algorithm converged.	0.30	2.15	0.6697		1.24		Algorithm converged.	0.47	3.28
General disorders and administration site conditions	Chills	<= 60	167	33.7	6	3.6	157	31.5	10	6.4	0.55		Convergence criterion (GCONV=1E-8) satisfied.	0.19	1.54	-0.028		Algorithm converged.	-0.075	0.020	0.56		Algorithm converged.	0.21	1.52	0.2562	0.3528	1.77		Algorithm converged.	0.66	4.76
General disorders and administration site conditions	Chills	> 60	328	66.3	17	5.2	341	68.5	18	5.3	0.98		Convergence criterion (GCONV=1E-8) satisfied.	0.50	1.94	-0.001		Algorithm converged.	-0.035	0.033	0.98		Algorithm converged.	0.52	1.87	0.9557		1.02		Algorithm converged.	0.53	1.94
General disorders and administration site conditions	Cyst	<= 60	167	33.7	0	0.0	157	31.5	0	0.0	NE			NE	NE	NE		NE	NE	NE	NE		NE	NE	NE	NE	NE	NE		NE	NE	NE
General disorders and administration site conditions	Cyst	> 60	328	66.3	1	0.3	341	68.5	0	0.0		*	Quasi-complete separation of data points detected.				*	WARNING: Negative of Hessian not positive definite.			NE		Algorithm converged.	NE	NE	NE		NE		Algorithm converged.	NE	NE
General disorders and administration site conditions	Death	<= 60	167	33.7	1	0.6	157	31.5	0	0.0		*	Quasi-complete separation of data points detected.				*	WARNING: Negative of Hessian not positive definite.			NE		Algorithm converged.	NE	NE	NE	0.4944	NE		Algorithm converged.	NE	NE
General disorders and administration site conditions	Death	> 60	328	66.3	3	0.9	341	68.5	1	0.3	3.14		Convergence criterion (GCONV=1E-8) satisfied.	0.32	30.32	0.006		Algorithm converged.	-0.006	0.018	3.12		Algorithm converged.	0.33	29.83	0.3235		0.32		Algorithm converged.	0.03	3.07
General disorders and administration site conditions	Device related thrombosis	<= 60	167	33.7	0	0.0	157	31.5	0	0.0	NE			NE	NE	NE		NE	NE	NE	NE		NE	NE	NE	NE	1.0000	NE		NE	NE	NE
General disorders and administration site conditions	Device related thrombosis	> 60	328	66.3	1	0.3	341	68.5	1	0.3	1.04		Convergence criterion (GCONV=1E-8) satisfied.	0.06	16.69	0.000		Algorithm converged.	-0.008	0.008	1.04		Algorithm converged.	0.07	16.55	0.9780		0.96		Algorithm converged.	0.06	15.31
General disorders and administration site conditions	Discomfort	<= 60	167	33.7	0	0.0	157	31.5	1	0.6		*	Quasi-complete separation of data points detected.				*	WARNING: The relative Hessian convergence criterion of 22.107627762 is greater than the limit of 0.0001. The convergence is questionable.			0.00		Algorithm converged.	0.00	NE	0.9999	0.3920	>999.99		Algorithm converged.	0.00	NE
General disorders and administration site conditions	Discomfort	> 60	328	66.3	1	0.3	341	68.5	2	0.6	0.52		Convergence criterion (GCONV=1E-8) satisfied.	0.05	5.74	-0.003		Algorithm converged.	-0.013	0.007	0.52		Algorithm converged.	0.05	5.71	0.5925		1.92		Algorithm converged.	0.18	21.11
General disorders and administration site conditions	Face oedema	<= 60	167	33.7	0	0.0	157	31.5	0	0.0	NE			NE	NE	NE		NE	NE	NE	NE		NE	NE	NE	NE	1.0000	NE		NE	NE	NE
General disorders and administration site conditions	Face oedema	> 60	328	66.3	1	0.3	341	68.5	3	0.9	0.34		Convergence criterion (GCONV=1E-8) satisfied.	0.04	3.33	-0.006		Algorithm converged.	-0.017	0.006	0.35		Algorithm converged.	0.04	3.31	0.3577		2.89		Algorithm converged.	0.30	27.60
General disorders and administration site conditions	Facial pain	<= 60	167	33.7	1	0.6	157	31.5	0	0.0		*	Quasi-complete separation of data points detected.				*	ERROR: Error in computing the link function, its derivatives, or the variance function.			NE		Algorithm converged.	NE	NE	NE	NE	NE		Algorithm converged.	NE	NE
General disorders and administration site conditions	Facial pain	> 60	328	66.3	0	0.0	341	68.5	0	0.0	NE			NE	NE	NE		NE	NE	NE	NE		NE	NE	NE	NE		NE		NE	NE	NE
General disorders and administration site conditions	Fatigue	<= 60	167	33.7	37	22.2	157	31.5	42	26.8	0.78		Convergence criterion (GCONV=1E-8) satisfied.	0.47	1.30	-0.046		Algorithm converged.	-0.140	0.048	0.83		Algorithm converged.	0.56	1.22	0.3366	0.3161	1.21		Algorithm converged.	0.82	1.77
General disorders and administration site conditions	Fatigue	> 60	328	66.3	81	24.7	341	68.5	80	23.5	1.07		Convergence criterion (GCONV=1E-8) satisfied.	0.75	1.53	0.012		Algorithm converged.	-0.052	0.077	1.05		Algorithm converged.	0.80	1.38	0.7088		0.95		Algorithm converged.	0.73	1.24
General disorders and administration site conditions	Feeling cold	<= 60	167	33.7	0	0.0	157	31.5	0	0.0	NE			NE	NE	NE		NE	NE	NE	NE		NE	NE	NE	NE	NE	NE		NE	NE	NE
General disorders and administration site conditions	Feeling cold	> 60	328	66.3	1	0.3	341	68.5	0	0.0		*	Quasi-complete separation of data points detected.				*	WARNING: Negative of Hessian not positive definite.			NE		Algorithm converged.	NE	NE	NE		NE		Algorithm converged.	NE	NE
General disorders and administration site conditions	Feeling hot	<= 60	167	33.7	1	0.6	157	31.5	2	1.3	0.47		Convergence criterion (GCONV=1E-8) satisfied.	0.04	5.20	-0.007		Algorithm converged.	-0.028	0.014	0.47		Algorithm converged.	0.04	5.13	0.5360	0.0789	2.13		Algorithm converged.	0.19	23.23
General disorders and administration site conditions	Feeling hot	> 60	328	66.3	2	0.6	341	68.5	0	0.0		*	Quasi-complete separation of data points detected.				*	WARNING: Negative of Hessian not positive definite.			NE		Algorithm converged.	NE	NE	NE		NE		Algorithm converged.	NE	NE
General disorders and administration site conditions	Gait disturbance	<= 60	167	33.7	0	0.0	157	31.5	0	0.0	NE			NE	NE	NE		NE	NE	NE	NE		NE	NE	NE	NE	NE	NE		NE	NE	NE
General disorders and administration site conditions	Gait disturbance	> 60	328	66.3	0	0.0	341	68.5	1	0.3		*	Quasi-complete separation of data points detected.				*	ERROR: The mean parameter is either invalid or at a limit of its range for some observations.			0.00		Algorithm converged.	0.00	NE	0.9999		>999.99		Algorithm converged.	0.00	NE
General disorders and administration site conditions	General physical health deterioration	<= 60	167	33.7	0	0.0	157	31.5	0	0.0	NE			NE	NE	NE		NE	NE	NE	NE		NE	NE	NE	NE	1.0000	NE		NE	NE	NE
General disorders and administration site conditions	General physical health deterioration	> 60	328	66.3	2	0.6	341	68.5	1	0.3	2.09		Convergence criterion (GCONV=1E-8) satisfied.	0.19	23.11	0.003		Algorithm converged.	-0.007	0.013	2.08		Algorithm converged.	0.19	22.82	0.5493		0.48		Algorithm converged.	0.04	5.28
General disorders and administration site conditions	Granuloma	<= 60	167	33.7	0	0.0	157	31.5	0	0.0	NE			NE	NE	NE		NE	NE	NE	NE		NE	NE	NE	NE	NE	NE		NE	NE	NE
General disorders and administration site conditions	Granuloma	> 60	328	66.3	1	0.3	341	68.5	0	0.0		*	Quasi-complete separation of data points detected.				*	WARNING: The relative Hessian convergence criterion of 53.557239767 is greater than the limit of 0.0001. The convergence is questionable.			NE		Algorithm converged.	NE	NE	NE		NE		Algorithm converged.	NE	NE
General disorders and administration site conditions	Hernia pain	<= 60	167	33.7	0	0.0	157	31.5	0	0.0	NE			NE	NE	NE		NE	NE	NE	NE		NE	NE	NE	NE	NE	NE		NE	NE	NE
General disorders and administration site conditions	Hernia pain	> 60	328	66.3	0	0.0	341	68.5	1	0.3		*	Quasi-complete separation of data points detected.				*	ERROR: The mean parameter is either invalid or at a limit of its range for some observations.			0.00		Algorithm converged.	0.00	NE	0.9999		>999.99		Algorithm converged.	0.00	NE
General disorders and administration site conditions	Hunger	<= 60	167	33.7	0	0.0	157	31.5	0	0.0	NE			NE	NE	NE		NE	NE	NE	NE		NE	NE	NE	NE	NE	NE		NE	NE	NE
General disorders and administration site conditions	Hunger	> 60	328	66.3	0	0.0	341	68.5	1	0.3		*	Quasi-complete separation of data points detected.				*	ERROR: The mean parameter is either invalid or at a limit of its range for some observations.			0.00		Algorithm converged.	0.00	NE	0.9999		>999.99		Algorithm converged.	0.00	NE
General disorders and administration site conditions	Hyperthermia	<= 60	167	33.7	0	0.0	157	31.5	0	0.0	NE			NE	NE	NE		NE	NE	NE	NE		NE	NE	NE	NE	1.0000	NE		NE	NE	NE
General disorders and administration site conditions	Hyperthermia	> 60	328	66.3	1	0.3	341	68.5	3	0.9	0.34		Convergence criterion (GCONV=1E-8) satisfied.	0.04	3.33	-0.006		Algorithm converged.	-0.017	0.006	0.35		Algorithm converged.	0.04	3.31	0.3577		2.89		Algorithm converged.	0.30	27.60
General disorders and administration site conditions	Hypothermia	<= 60	167	33.7	1	0.6	157	31.5	0	0.0		*	Quasi-complete separation of data points detected.				*	WARNING: Negative of Hessian not positive definite.			NE		Algorithm converged.	NE	NE	NE	NE	NE		Algorithm converged.	NE	NE
General disorders and administration site conditions	Hypothermia	> 60	328	66.3	0	0.0	341	68.5	0	0.0	NE			NE	NE	NE		NE	NE	NE	NE		NE	NE	NE	NE		NE		NE	NE	NE
General disorders and administration site conditions	Ill-defined disorder	<= 60	167	33.7	1	0.6	157	31.5	2	1.3	0.47		Convergence criterion (GCONV=1E-8) satisfied.	0.04	5.20	-0.007		Algorithm converged.	-0.028	0.014	0.47		Algorithm converged.	0.04	5.13	0.5360	0.2365	2.13		Algorithm converged.	0.19	23.23
General disorders and administration site conditions	Ill-defined disorder	> 60	328	66.3	3	0.9	341	68.5	1	0.3	3.14		Convergence criterion (GCONV=1E-8) satisfied.	0.32	30.32	0.006		Algorithm converged.	-0.006	0.018	3.12		Algorithm converged.	0.33	29.83	0.3235		0.32		Algorithm converged.	0.03	3.07
General disorders and administration site conditions	Impaired healing	<= 60	167	33.7	0	0.0	157	31.5	0	0.0	NE			NE	NE	NE		NE	NE	NE	NE		NE	NE	NE	NE	NE	NE		NE	NE	NE
General disorders and administration site conditions	Impaired healing	> 60	328	66.3	1	0.3	341	68.5	0	0.0		*	Quasi-complete separation of data points detected.				*	WARNING: Negative of Hessian not positive definite.			NE		Algorithm converged.	NE	NE	NE		NE		Algorithm converged.	NE	NE
General disorders and administration site conditions	Inflammatory pain	<= 60	167	33.7	0	0.0	157	31.5	0	0.0	NE			NE	NE	NE		NE	NE	NE	NE		NE	NE	NE	NE	NE	NE		NE	NE	NE
General disorders and administration site conditions	Inflammatory pain	> 60	328	66.3	0	0.0	341	68.5	1	0.3		*	Quasi-complete separation of data points detected.				*	ERROR: The mean parameter is either invalid or at a limit of its range for some observations.			0.00		Algorithm converged.	0.00	NE	0.9999		>999.99		Algorithm converged.	0.00	NE
General disorders and administration site conditions	Influenza like illness	<= 60	167	33.7	1	0.6	157	31.5	0	0.0		*	Quasi-complete separation of data points detected.				*	WARNING: Negative of Hessian not positive definite.			NE		Algorithm converged.	NE	NE	NE	0.1779	NE		Algorithm converged.	NE	NE
General disorders and administration site conditions	Influenza like illness	> 60	328	66.3	2	0.6	341	68.5	4	1.2	0.52		Convergence criterion (GCONV=1E-8) satisfied.	0.09	2.84	-0.006		Algorithm converged.	-0.020	0.009	0.52		Algorithm converged.	0.10	2.82	0.4481		1.92		Algorithm converged.	0.35	10.43
General disorders and administration site conditions	Infusion site extravasation	<= 60	167	33.7	1	0.6	157	31.5	0	0.0		*	Quasi-complete separation of data points detected.				*	WARNING: Negative of Hessian not positive definite.			NE		Algorithm converged.	NE	NE	NE	0.4267	NE		Algorithm converged.	NE	NE
General disorders and administration site conditions	Infusion site extravasation	> 60	328	66.3	2	0.6	341	68.5	1	0.3	2.09		Convergence criterion (GCONV=1E-8) satisfied.	0.19	23.11	0.003		Algorithm converged.	-0.007	0.013	2.08		Algorithm converged.	0.19	22.82	0.5493		0.48		Algorithm converged.	0.04	5.28
General disorders and administration site conditions	Infusion site induration	<= 60	167	33.7	1	0.6	157	31.5	0	0.0		*	Quasi-complete separation of data points detected.				*	ERROR: Error in computing the link function, its derivatives, or the variance function.			NE		Algorithm converged.	NE	NE	NE	NE	NE		Algorithm converged.	NE	NE
General disorders and administration site conditions	Infusion site induration	> 60	328	66.3	0	0.0	341	68.5	0	0.0	NE			NE	NE	NE		NE	NE	NE	NE		NE	NE	NE	NE		NE		NE	NE	NE
General disorders and administration site conditions	Infusion site pain	<= 60	167	33.7	1	0.6	157	31.5	0	0.0		*	Quasi-complete separation of data points detected.				*	ERROR: Error in computing the link function, its derivatives, or the variance function.			NE		Algorithm converged.	NE	NE	NE	NE	NE		Algorithm converged.	NE	NE
General disorders and administration site conditions	Infusion site pain	> 60	328	66.3	0	0.0	341	68.5	0	0.0	NE			NE	NE	NE		NE	NE	NE	NE		NE	NE	NE	NE		NE		NE	NE	NE
General disorders and administration site conditions	Injection site extravasation	<= 60	167	33.7	0	0.0	157	31.5	0	0.0	NE			NE	NE	NE		NE	NE	NE	NE		NE	NE	NE	NE	NE	NE		NE	NE	NE
General disorders and administration site conditions	Injection site extravasation	> 60	328	66.3	0	0.0	341	68.5	1	0.3		*	Quasi-complete separation of data points detected.				*	ERROR: The mean parameter is either invalid or at a limit of its range for some observations.			0.00		Algorithm converged.	0.00	NE	0.9999		>999.99		Algorithm converged.	0.00	NE
General disorders and administration site conditions	Injection site haemorrhage	<= 60	167	33.7	0	0.0	157	31.5	0	0.0	NE			NE	NE	NE		NE	NE	NE	NE		NE	NE	NE	NE	NE	NE		NE	NE	NE
General disorders and administration site conditions	Injection site haemorrhage	> 60	328	66.3	1	0.3	341	68.5	0	0.0		*	Quasi-complete separation of data points detected.				*	WARNING: Negative of Hessian not positive definite.			NE		Algorithm converged.	NE	NE	NE		NE		Algorithm converged.	NE	NE
General disorders and administration site conditions	Injection site pain	<= 60	167	33.7	0	0.0	157	31.5	1	0.6		*	Quasi-complete separation of data points detected.				*	WARNING: The relative Hessian convergence criterion of 22.107627762 is greater than the limit of 0.0001. The convergence is questionable.			0.00		Algorithm converged.	0.00	NE	0.9999	NE	>999.99		Algorithm converged.	0.00	NE
General disorders and administration site conditions	Injection site pain	> 60	328	66.3	0	0.0	341	68.5	0	0.0	NE			NE	NE	NE		NE	NE	NE	NE		NE	NE	NE	NE		NE		NE	NE	NE
General disorders and administration site conditions	Injection site pruritus	<= 60	167	33.7	0	0.0	157	31.5	1	0.6		*	Quasi-complete separation of data points detected.				*	WARNING: The relative Hessian convergence criterion of 22.107627762 is greater than the limit of 0.0001. The convergence is questionable.			0.00		Algorithm converged.	0.00	NE	0.9999	NE	>999.99		Algorithm converged.	0.00	NE
General disorders and administration site conditions	Injection site pruritus	> 60	328	66.3	0	0.0	341	68.5	0	0.0	NE			NE	NE	NE		NE	NE	NE	NE		NE	NE	NE	NE		NE		NE	NE	NE
General disorders and administration site conditions	Injection site reaction	<= 60	167	33.7	1	0.6	157	31.5	0	0.0		*	Quasi-complete separation of data points detected.				*	WARNING: Negative of Hessian not positive definite.			NE		Algorithm converged.	NE	NE	NE	0.0368	NE		Algorithm converged.	NE	NE
General disorders and administration site conditions	Injection site reaction	> 60	328	66.3	0	0.0	341	68.5	3	0.9		*	Quasi-complete separation of data points detected.				*	ERROR: The mean parameter is either invalid or at a limit of its range for some observations.			0.00		Algorithm converged.	0.00	NE	0.9999		>999.99		Algorithm converged.	0.00	NE
General disorders and administration site conditions	Localised oedema	<= 60	167	33.7	1	0.6	157	31.5	0	0.0		*	Quasi-complete separation of data points detected.				*	ERROR: Error in computing the link function, its derivatives, or the variance function.			NE		Algorithm converged.	NE	NE	NE	0.2015	NE		Algorithm converged.	NE	NE
General disorders and administration site conditions	Localised oedema	> 60	328	66.3	1	0.3	341	68.5	2	0.6	0.52		Convergence criterion (GCONV=1E-8) satisfied.	0.05	5.74	-0.003		Algorithm converged.	-0.013	0.007	0.52		Algorithm converged.	0.05	5.71	0.5925		1.92		Algorithm converged.	0.18	21.11
General disorders and administration site conditions	Malaise	<= 60	167	33.7	3	1.8	157	31.5	6	3.8	0.46		Convergence criterion (GCONV=1E-8) satisfied.	0.11	1.87	-0.020		Algorithm converged.	-0.056	0.016	0.47		Algorithm converged.	0.12	1.85	0.2797	0.2040	2.13		Algorithm converged.	0.54	8.36
General disorders and administration site conditions	Malaise	> 60	328	66.3	22	6.7	341	68.5	19	5.6	1.22		Convergence criterion (GCONV=1E-8) satisfied.	0.65	2.30	0.011		Algorithm converged.	-0.025	0.048	1.20		Algorithm converged.	0.66	2.18	0.5411		0.83		Algorithm converged.	0.46	1.51
General disorders and administration site conditions	Mucosal inflammation	<= 60	167	33.7	6	3.6	157	31.5	6	3.8	0.94		Convergence criterion (GCONV=1E-8) satisfied.	0.30	2.97	-0.002		Algorithm converged.	-0.043	0.039	0.94		Algorithm converged.	0.31	2.85	0.9132	0.3495	1.06		Algorithm converged.	0.35	3.23
General disorders and administration site conditions	Mucosal inflammation	> 60	328	66.3	9	2.7	341	68.5	19	5.6	0.48		Convergence criterion (GCONV=1E-8) satisfied.	0.21	1.07	-0.028		Algorithm converged.	-0.058	0.002	0.49		Algorithm converged.	0.23	1.07	0.0745		2.03		Algorithm converged.	0.93	4.42
General disorders and administration site conditions	Multiple organ dysfunction syndrome	<= 60	167	33.7	0	0.0	157	31.5	0	0.0	NE			NE	NE	NE		NE	NE	NE	NE		NE	NE	NE	NE	NE	NE		NE	NE	NE
General disorders and administration site conditions	Multiple organ dysfunction syndrome	> 60	328	66.3	0	0.0	341	68.5	1	0.3		*	Quasi-complete separation of data points detected.				*	ERROR: The mean parameter is either invalid or at a limit of its range for some observations.			0.00		Algorithm converged.	0.00	NE	0.9999		>999.99		Algorithm converged.	0.00	NE

General disorders and administration site conditions	Nodule	<= 60	167	33.7	1	0.6	157	31.5	0	0.0		*	Quasi-complete separation of data points detected.				*	WARNING: Negative of Hessian not positive definite.			NE		Algorithm converged.	NE	NE	NE	1.0000	NE		Algorithm converged.	NE	NE
General disorders and administration site conditions	Nodule	> 60	328	66.3	1	0.3	341	68.5	0	0.0		*	Quasi-complete separation of data points detected.				*	WARNING: Negative of Hessian not positive definite.			NE		Algorithm converged.	NE	NE	NE		NE		Algorithm converged.	NE	NE
General disorders and administration site conditions	Non-cardiac chest pain	<= 60	167	33.7	2	1.2	157	31.5	7	4.5	0.26		Convergence criterion (GCONV=1E-8) satisfied.	0.05	1.27	-0.033		Algorithm converged.	-0.069	0.004	0.27		Algorithm converged.	0.06	1.27	0.0978	0.1322	3.72		Algorithm converged.	0.79	17.65
General disorders and administration site conditions	Non-cardiac chest pain	> 60	328	66.3	3	0.9	341	68.5	2	0.6	1.56		Convergence criterion (GCONV=1E-8) satisfied.	0.26	9.42	0.003		Algorithm converged.	-0.010	0.016	1.56		Algorithm converged.	0.26	9.27	0.6252		0.64		Algorithm converged.	0.11	3.81
General disorders and administration site conditions	Oedema	<= 60	167	33.7	2	1.2	157	31.5	2	1.3	0.94		Convergence criterion (GCONV=1E-8) satisfied.	0.13	6.75	-0.001		Algorithm converged.	-0.025	0.023	0.94		Algorithm converged.	0.13	6.59	0.9505	0.3472	1.06		Algorithm converged.	0.15	7.46
General disorders and administration site conditions	Oedema	> 60	328	66.3	6	1.8	341	68.5	2	0.6	3.16		Convergence criterion (GCONV=1E-8) satisfied.	0.63	15.76	0.012		Algorithm converged.	-0.004	0.029	3.12		Algorithm converged.	0.63	15.34	0.1617		0.32		Algorithm converged.	0.07	1.58
General disorders and administration site conditions	Oedema peripheral	<= 60	167	33.7	9	5.4	157	31.5	7	4.5	1.22		Convergence criterion (GCONV=1E-8) satisfied.	0.44	3.36	0.009		Algorithm converged.	-0.038	0.056	1.21		Algorithm converged.	0.46	3.17	0.6997	0.6986	0.83		Algorithm converged.	0.32	2.17
General disorders and administration site conditions	Oedema peripheral	> 60	328	66.3	33	10.1	341	68.5	35	10.3	0.98		Convergence criterion (GCONV=1E-8) satisfied.	0.59	1.62	-0.002		Algorithm converged.	-0.048	0.044	0.98		Algorithm converged.	0.62	1.54	0.9308		1.02		Algorithm converged.	0.65	1.60
General disorders and administration site conditions	Pain	<= 60	167	33.7	6	3.6	157	31.5	5	3.2	1.13		Convergence criterion (GCONV=1E-8) satisfied.	0.34	3.79	0.004		Algorithm converged.	-0.035	0.043	1.13		Algorithm converged.	0.35	3.62	0.8395	0.4989	0.89		Algorithm converged.	0.28	2.85
General disorders and administration site conditions	Pain	> 60	328	66.3	5	1.5	341	68.5	8	2.3	0.64		Convergence criterion (GCONV=1E-8) satisfied.	0.21	1.99	-0.008		Algorithm converged.	-0.029	0.013	0.65		Algorithm converged.	0.21	1.97	0.4453		1.54		Algorithm converged.	0.51	4.66
General disorders and administration site conditions	Peripheral swelling	<= 60	167	33.7	4	2.4	157	31.5	3	1.9	1.26		Convergence criterion (GCONV=1E-8) satisfied.	0.28	5.72	0.005		Algorithm converged.	-0.027	0.036	1.25		Algorithm converged.	0.29	5.51	0.7649	0.3531	0.80		Algorithm converged.	0.18	3.51
General disorders and administration site conditions	Peripheral swelling	> 60	328	66.3	4	1.2	341	68.5	1	0.3	4.20		Convergence criterion (GCONV=1E-8) satisfied.	0.47	37.75	0.009		Algorithm converged.	-0.004	0.022	4.16		Algorithm converged.	0.47	37.01	0.2013		0.24		Algorithm converged.	0.03	2.14
General disorders and administration site conditions	Physical deconditioning	<= 60	167	33.7	0	0.0	157	31.5	0	0.0	NE			NE	NE	NE		NE	NE	NE	NE		NE	NE	NE	NE	NE	NE		NE	NE	NE
General disorders and administration site conditions	Physical deconditioning	> 60	328	66.3	0	0.0	341	68.5	1	0.3		*	Quasi-complete separation of data points detected.				*	ERROR: The mean parameter is either invalid or at a limit of its range for some observations.			0.00		Algorithm converged.	0.00	NE	0.9999		>999.99		Algorithm converged.	0.00	NE
General disorders and administration site conditions	Pyrexia	<= 60	167	33.7	32	19.2	157	31.5	24	15.3	1.31		Convergence criterion (GCONV=1E-8) satisfied.	0.73	2.35	0.039		Algorithm converged.	-0.043	0.121	1.25		Algorithm converged.	0.77	2.03	0.3586	0.5475	0.80		Algorithm converged.	0.49	1.29
General disorders and administration site conditions	Pyrexia	> 60	328	66.3	47	14.3	341	68.5	47	13.8	1.05		Convergence criterion (GCONV=1E-8) satisfied.	0.68	1.62	0.005		Algorithm converged.	-0.047	0.058	1.04		Algorithm converged.	0.71	1.51	0.8389		0.96		Algorithm converged.	0.66	1.40
General disorders and administration site conditions	Scar inflammation	<= 60	167	33.7	0	0.0	157	31.5	0	0.0	NE			NE	NE	NE		NE	NE	NE	NE		NE	NE	NE	NE	NE	NE		NE	NE	NE
General disorders and administration site conditions	Scar inflammation	> 60	328	66.3	0	0.0	341	68.5	1	0.3		*	Quasi-complete separation of data points detected.				*	ERROR: The mean parameter is either invalid or at a limit of its range for some observations.			0.00		Algorithm converged.	0.00	NE	0.9999		>999.99		Algorithm converged.	0.00	NE
General disorders and administration site conditions	Secretion discharge	<= 60	167	33.7	1	0.6	157	31.5	0	0.0		*	Quasi-complete separation of data points detected.				*	ERROR: Error in computing the link function, its derivatives, or the variance function.			NE		Algorithm converged.	NE	NE	NE	NE	NE		Algorithm converged.	NE	NE
General disorders and administration site conditions	Secretion discharge	> 60	328	66.3	0	0.0	341	68.5	0	0.0	NE			NE	NE	NE		NE	NE	NE	NE		NE	NE	NE	NE		NE		NE	NE	NE
General disorders and administration site conditions	Sensation of foreign body	<= 60	167	33.7	0	0.0	157	31.5	0	0.0	NE			NE	NE	NE		NE	NE	NE	NE		NE	NE	NE	NE	NE	NE		NE	NE	NE
General disorders and administration site conditions	Sensation of foreign body	> 60	328	66.3	1	0.3	341	68.5	0	0.0		*	Quasi-complete separation of data points detected.				*	WARNING: Negative of Hessian not positive definite.			NE		Algorithm converged.	NE	NE	NE		NE		Algorithm converged.	NE	NE
General disorders and administration site conditions	Swelling	<= 60	167	33.7	0	0.0	157	31.5	3	1.9		*	Quasi-complete separation of data points detected.				*	WARNING: The relative Hessian convergence criterion of 10.630677496 is greater than the limit of 0.0001. The convergence is questionable.			0.00		Algorithm converged.	0.00	NE	0.9999	0.0308	>999.99		Algorithm converged.	0.00	NE
General disorders and administration site conditions	Swelling	> 60	328	66.3	1	0.3	341	68.5	0	0.0		*	Quasi-complete separation of data points detected.				*	WARNING: Negative of Hessian not positive definite.			NE		Algorithm converged.	NE	NE	NE		NE		Algorithm converged.	NE	NE
General disorders and administration site conditions	Swelling face	<= 60	167	33.7	0	0.0	157	31.5	2	1.3		*	Quasi-complete separation of data points detected.				*	WARNING: The relative Hessian convergence criterion of 14.109054211 is greater than the limit of 0.0001. The convergence is questionable.			0.00		Algorithm converged.	0.00	NE	0.9999	0.0465	>999.99		Algorithm converged.	0.00	NE
General disorders and administration site conditions	Swelling face	> 60	328	66.3	1	0.3	341	68.5	0	0.0		*	Quasi-complete separation of data points detected.				*	WARNING: Negative of Hessian not positive definite.			NE		Algorithm converged.	NE	NE	NE		NE		Algorithm converged.	NE	NE
General disorders and administration site conditions	Ulcer	<= 60	167	33.7	0	0.0	157	31.5	0	0.0	NE			NE	NE	NE		NE	NE	NE	NE		NE	NE	NE	NE	NE	NE		NE	NE	NE
General disorders and administration site conditions	Ulcer	> 60	328	66.3	1	0.3	341	68.5	0	0.0		*	Quasi-complete separation of data points detected.				*	WARNING: Negative of Hessian not positive definite.			NE		Algorithm converged.	NE	NE	NE		NE		Algorithm converged.	NE	NE
General disorders and administration site conditions	Unevaluable event	<= 60	167	33.7	1	0.6	157	31.5	0	0.0		*	Quasi-complete separation of data points detected.				*	WARNING: Negative of Hessian not positive definite.			NE		Algorithm converged.	NE	NE	NE	1.0000	NE		Algorithm converged.	NE	NE
General disorders and administration site conditions	Unevaluable event	> 60	328	66.3	1	0.3	341	68.5	0	0.0		*	Quasi-complete separation of data points detected.				*	WARNING: Negative of Hessian not positive definite.			NE		Algorithm converged.	NE	NE	NE		NE		Algorithm converged.	NE	NE
General disorders and administration site conditions	Vaccination site pain	<= 60	167	33.7	0	0.0	157	31.5	1	0.6		*	Quasi-complete separation of data points detected.				*	WARNING: The relative Hessian convergence criterion of 22.107627762 is greater than the limit of 0.0001. The convergence is questionable.			0.00		Algorithm converged.	0.00	NE	0.9999	NE	>999.99		Algorithm converged.	0.00	NE
General disorders and administration site conditions	Vaccination site pain	> 60	328	66.3	0	0.0	341	68.5	0	0.0	NE			NE	NE	NE		NE	NE	NE	NE		NE	NE	NE	NE		NE		NE	NE	NE
General disorders and administration site conditions	Vascular device occlusion	<= 60	167	33.7	2	1.2	157	31.5	0	0.0		*	Quasi-complete separation of data points detected.				*	WARNING: Negative of Hessian not positive definite.			NE		Algorithm converged.	NE	NE	NE	NE	NE		Algorithm converged.	NE	NE
General disorders and administration site conditions	Vascular device occlusion	> 60	328	66.3	0	0.0	341	68.5	0	0.0	NE			NE	NE	NE		NE	NE	NE	NE		NE	NE	NE	NE		NE		NE	NE	NE
General disorders and administration site conditions	Vascular stent thrombosis	<= 60	167	33.7	0	0.0	157	31.5	1	0.6		*	Quasi-complete separation of data points detected.				*	WARNING: The relative Hessian convergence criterion of 22.107627839 is greater than the limit of 0.0001. The convergence is questionable.			0.00		Algorithm converged.	0.00	NE	0.9999	NE	>999.99		Algorithm converged.	0.00	NE
General disorders and administration site conditions	Vascular stent thrombosis	> 60	328	66.3	0	0.0	341	68.5	0	0.0	NE			NE	NE	NE		NE	NE	NE	NE		NE	NE	NE	NE		NE		NE	NE	NE
General disorders and administration site conditions	Xerosis	<= 60	167	33.7	0	0.0	157	31.5	0	0.0	NE			NE	NE	NE		NE	NE	NE	NE		NE	NE	NE	NE	1.0000	NE		NE	NE	NE
General disorders and administration site conditions	Xerosis	> 60	328	66.3	1	0.3	341	68.5	2	0.6	0.52		Convergence criterion (GCONV=1E-8) satisfied.	0.05	5.74	-0.003		Algorithm converged.	-0.013	0.007	0.52		Algorithm converged.	0.05	5.71	0.5925		1.92		Algorithm converged.	0.18	21.11
Hepatobiliary disorders		<= 60	167	33.7	10	6.0	157	31.5	5	3.2	1.94		Convergence criterion (GCONV=1E-8) satisfied.	0.65	5.80	0.028		Algorithm converged.	-0.017	0.073	1.88		Algorithm converged.	0.66	5.38	0.2391	0.5672	0.53		Algorithm converged.	0.19	1.52
Hepatobiliary disorders		> 60	328	66.3	7	2.1	341	68.5	6	1.8	1.22		Convergence criterion (GCONV=1E-8) satisfied.	0.40	3.66	0.004		Algorithm converged.	-0.017	0.025	1.21		Algorithm converged.	0.41	3.57	0.7261		0.82		Algorithm converged.	0.28	2.43
Hepatobiliary disorders	Bile duct stenosis	<= 60	167	33.7	0	0.0	157	31.5	0	0.0	NE			NE	NE	NE		NE	NE	NE	NE		NE	NE	NE	NE	NE	NE		NE	NE	NE
Hepatobiliary disorders	Bile duct stenosis	> 60	328	66.3	0	0.0	341	68.5	1	0.3		*	Quasi-complete separation of data points detected.				*	ERROR: The mean parameter is either invalid or at a limit of its range for some observations.			0.00		Algorithm converged.	0.00	NE	0.9999		>999.99		Algorithm converged.	0.00	NE
Hepatobiliary disorders	Bile duct stone	<= 60	167	33.7	1	0.6	157	31.5	0	0.0		*	Quasi-complete separation of data points detected.				*	ERROR: Error in computing the link function, its derivatives, or the variance function.			NE		Algorithm converged.	NE	NE	NE	NE	NE		Algorithm converged.	NE	NE
Hepatobiliary disorders	Bile duct stone	> 60	328	66.3	0	0.0	341	68.5	0	0.0	NE			NE	NE	NE		NE	NE	NE	NE		NE	NE	NE	NE		NE		NE	NE	NE
Hepatobiliary disorders	Biliary colic	<= 60	167	33.7	0	0.0	157	31.5	1	0.6		*	Quasi-complete separation of data points detected.				*	WARNING: The relative Hessian convergence criterion of 22.107627762 is greater than the limit of 0.0001. The convergence is questionable.			0.00		Algorithm converged.	0.00	NE	0.9999	NE	>999.99		Algorithm converged.	0.00	NE
Hepatobiliary disorders	Biliary colic	> 60	328	66.3	0	0.0	341	68.5	0	0.0	NE			NE	NE	NE		NE	NE	NE	NE		NE	NE	NE	NE		NE		NE	NE	NE
Hepatobiliary disorders	Biliary obstruction	<= 60	167	33.7	1	0.6	157	31.5	0	0.0		*	Quasi-complete separation of data points detected.				*	WARNING: Negative of Hessian not positive definite.			NE		Algorithm converged.	NE	NE	NE	NE	NE		Algorithm converged.	NE	NE
Hepatobiliary disorders	Biliary obstruction	> 60	328	66.3	0	0.0	341	68.5	0	0.0	NE			NE	NE	NE		NE	NE	NE	NE		NE	NE	NE	NE		NE		NE	NE	NE
Hepatobiliary disorders	Cholangitis	<= 60	167	33.7	1	0.6	157	31.5	0	0.0		*	Quasi-complete separation of data points detected.				*	WARNING: Negative of Hessian not positive definite.			NE		Algorithm converged.	NE	NE	NE	0.1018	NE		Algorithm converged.	NE	NE
Hepatobiliary disorders	Cholangitis	> 60	328	66.3	0	0.0	341	68.5	1	0.3		*	Quasi-complete separation of data points detected.				*	ERROR: The mean parameter is either invalid or at a limit of its range for some observations.			0.00		Algorithm converged.	0.00	NE	0.9999		>999.99		Algorithm converged.	0.00	NE
Hepatobiliary disorders	Cholecystitis	<= 60	167	33.7	0	0.0	157	31.5	0	0.0	NE			NE	NE	NE		NE	NE	NE	NE		NE	NE	NE	NE	NE	NE		NE	NE	NE
Hepatobiliary disorders	Cholecystitis	> 60	328	66.3	0	0.0	341	68.5	1	0.3		*	Quasi-complete separation of data points detected.				*	ERROR: The mean parameter is either invalid or at a limit of its range for some observations.			0.00		Algorithm converged.	0.00	NE	0.9999		>999.99		Algorithm converged.	0.00	NE
Hepatobiliary disorders	Cholecystitis acute	<= 60	167	33.7	1	0.6	157	31.5	0	0.0		*	Quasi-complete separation of data points detected.				*	ERROR: Error in computing the link function, its derivatives, or the variance function.			NE		Algorithm converged.	NE	NE	NE	NE	NE		Algorithm converged.	NE	NE
Hepatobiliary disorders	Cholecystitis acute	> 60	328	66.3	0	0.0	341	68.5	0	0.0	NE			NE	NE	NE		NE	NE	NE	NE		NE	NE	NE	NE		NE		NE	NE	NE
Hepatobiliary disorders	Cholecystitis chronic	<= 60	167	33.7	0	0.0	157	31.5	0	0.0	NE			NE	NE	NE		NE	NE	NE	NE		NE	NE	NE	NE	NE	NE		NE	NE	NE
Hepatobiliary disorders	Cholecystitis chronic	> 60	328	66.3	0	0.0	341	68.5	1	0.3		*	Quasi-complete separation of data points detected.				*	ERROR: The mean parameter is either invalid or at a limit of its range for some observations.			0.00		Algorithm converged.	0.00	NE	0.9999		>999.99		Algorithm converged.	0.00	NE
Hepatobiliary disorders	Cholelithiasis	<= 60	167	33.7	0	0.0	157	31.5	0	0.0	NE			NE	NE	NE		NE	NE	NE	NE		NE	NE	NE	NE	NE	NE		NE	NE	NE
Hepatobiliary disorders	Cholelithiasis	> 60	328	66.3	1	0.3	341	68.5	0	0.0		*	Quasi-complete separation of data points detected.				*	WARNING: Negative of Hessian not positive definite.			NE		Algorithm converged.	NE	NE	NE		NE		Algorithm converged.	NE	NE
Hepatobiliary disorders	Cholestasis	<= 60	167	33.7	1	0.6	157	31.5	0	0.0		*	Quasi-complete separation of data points detected.				*	WARNING: Negative of Hessian not positive definite.			NE		Algorithm converged.	NE	NE	NE	1.0000	NE		Algorithm converged.	NE	NE
Hepatobiliary disorders	Cholestasis	> 60	328	66.3	1	0.3	341	68.5	0	0.0		*	Quasi-complete separation of data points detected.				*	WARNING: Negative of Hessian not positive definite.			NE		Algorithm converged.	NE	NE	NE		NE		Algorithm converged.	NE	NE
Hepatobiliary disorders	Hepatic cytolysis	<= 60	167	33.7	2	1.2	157	31.5	0	0.0		*	Quasi-complete separation of data points detected.				*	WARNING: Negative of Hessian not positive definite.			NE		Algorithm converged.	NE	NE	NE	NE	NE		Algorithm converged.	NE	NE
Hepatobiliary disorders	Hepatic cytolysis	> 60	328	66.3	0	0.0	341	68.5	0	0.0	NE			NE	NE	NE		NE	NE	NE	NE		NE	NE	NE	NE		NE		NE	NE	NE
Hepatobiliary disorders	Hepatic function abnormal	<= 60	167	33.7	3	1.8	157	31.5	1	0.6	2.85		Convergence criterion (GCONV=1E-8) satisfied.	0.29	27.72	0.012		Algorithm converged.	-0.012	0.035	2.82		Algorithm converged.	0.30	26.83	0.3670	0.3224	0.35		Algorithm converged.	0.04	3.37
Hepatobiliary disorders	Hepatic function abnormal	> 60	328	66.3	2	0.6	341	68.5	0	0.0		*	Quasi-complete separation of data points detected.				*	WARNING: Negative of Hessian not positive definite.			NE		Algorithm converged.	NE	NE	NE		NE		Algorithm converged.	NE	NE
Hepatobiliary disorders	Hepatic pain	<= 60	167	33.7	1	0.6	157	31.5	0	0.0		*	Quasi-complete separation of data points detected.				*	WARNING: Negative of Hessian not positive definite.			NE		Algorithm converged.	NE	NE	NE	0.1018	NE		Algorithm converged.	NE	NE
Hepatobiliary disorders	Hepatic pain	> 60	328	66.3	0	0.0	341	68.5	1	0.3		*	Quasi-complete separation of data points detected.				*	ERROR: The mean parameter is either invalid or at a limit of its range for some observations.			0.00		Algorithm converged.	0.00	NE	0.9999		>999.99		Algorithm converged.	0.00	NE
Hepatobiliary disorders	Hepatic steatosis	<= 60	167	33.7	0	0.0	157	31.5	0	0.0	NE			NE	NE	NE		NE	NE	NE	NE		NE	NE	NE	NE	NE	NE		NE	NE	NE
Hepatobiliary disorders	Hepatic steatosis	> 60	328	66.3	1	0.3	341	68.5	0	0.0		*	Quasi-complete separation of data points detected.				*	WARNING: Negative of Hessian not positive definite.			NE		Algorithm converged.	NE	NE	NE		NE		Algorithm converged.	NE	NE
Hepatobiliary disorders	Hyperbilirubinaemia	<= 60	167	33.7	1	0.6	157	31.5	0	0.0		*	Quasi-complete separation of data points detected.				*	WARNING: Negative of Hessian not positive definite.			NE		Algorithm converged.	NE	NE	NE	0.4267	NE		Algorithm converged.	NE	NE
Hepatobiliary disorders	Hyperbilirubinaemia	> 60	328	66.3	2	0.6	341	68.5	1	0.3	2.09		Convergence criterion (GCONV=1E-8) satisfied.	0.19	23.11	0.003		Algorithm converged.	-0.007	0.013	2.08		Algorithm converged.	0.19	22.82	0.5493		0.48		Algorithm converged.	0.04	5.28
Hepatobiliary disorders	Hypertransaminasaemia	<= 60	167	33.7	0	0.0	157	31.5	2	1.3		*	Quasi-complete separation of data points detected.				*	WARNING: The relative Hessian convergence criterion of 14.109054211 is greater than the limit of 0.0001. The convergence is questionable.			0.00		Algorithm converged.	0.00	NE	0.9999	NE	>999.99		Algorithm converged.	0.00	NE
Hepatobiliary disorders	Hypertransaminasaemia	> 60	328	66.3	0	0.0	341	68.5	0	0.0	NE			NE	NE	NE		NE	NE	NE	NE		NE	NE	NE	NE		NE		NE	NE	NE
Hepatobiliary disorders	Liver injury	<= 60	167	33.7	0	0.0	157	31.5	1	0.6		*	Quasi-complete separation of data points detected.				*	WARNING: The relative Hessian convergence criterion of 22.107627839 is greater than the limit of 0.0001. The convergence is questionable.			0.00		Algorithm converged.	0.00	NE	0.9999	NE	>999.99		Algorithm converged.	0.00	NE
Hepatobiliary disorders	Liver injury	> 60	328	66.3	0	0.0	341	68.5	0	0.0	NE			NE	NE	NE		NE	NE	NE	NE		NE	NE	NE	NE		NE		NE	NE	NE
Immune system disorders		<= 60	167	33.7	4	2.4	157	31.5	8	5.1	0.46		Convergence criterion (GCONV=1E-8) satisfied.	0.13	1.55	-0.027		Algorithm converged.	-0.068	0.014	0.47		Algorithm converged.	0.14	1.53	0.2100	0.1729	2.13		Algorithm converged.	0.65	6.93
Immune system disorders		> 60	328	66.3	9	2.7	341	68.5	7	2.1	1.35		Convergence criterion (GCONV=1E-8) satisfied.	0.50	3.66	0.007		Algorithm converged.	-0.016	0.030	1.34		Algorithm converged.	0.50	3.55	0.5601		0.75		Algorithm converged.	0.28	1.99
Immune system disorders	Contrast media allergy	<= 60	167	33.7	1	0.6	157	31.5	1	0.6	0.94		Convergence criterion (GCONV=1E-8) satisfied.	0.06	15.15	0.000		Algorithm converged.	-0.017	0.017	0.94		Algorithm converged.	0.06	14.90	0.9651	0.2015	1.06		Algorithm converged.	0.07	16.86
Immune system disorders	Contrast media allergy	> 60	328	66.3	0	0.0	341	68.5	2	0.6		*	Quasi-complete separation of data points detected.				*	ERROR: The mean parameter is either invalid or at a limit of its range for some observations.			0.00		Algorithm converged.	0.00	NE	0.9999		>999.99		Algorithm converged.	0.00	NE
Immune system disorders	Drug hypersensitivity	<= 60	167	33.7	0	0.0	157	31.5	1	0.6		*	Quasi-complete separation of data points detected.				*	WARNING: The relative Hessian convergence criterion of 22.107627762 is greater than the limit of 0.0001. The convergence is questionable.			0.00		Algorithm converged.	0.00	NE	0.9999	0.0897	>999.99		Algorithm converged.	0.00	NE
Immune system disorders	Drug hypersensitivity	> 60	328	66.3	1	0.3	341	68.5	0	0.0		*	Quasi-complete separation of data points detected.				*	WARNING: Negative of Hessian not positive definite.			NE		Algorithm converged.	NE	NE	NE		NE		Algorithm converged.	NE	NE
Immune system disorders	Food allergy	<= 60	167	33.7	0	0.0	157	31.5	0	0.0	NE			NE	NE	NE		NE	NE	NE	NE		NE	NE	NE	NE	NE	NE		NE	NE	NE
Immune system disorders	Food allergy	> 60	328	66.3	1	0.3	341	68.5	0	0.0		*	Quasi-complete separation of data points detected.				*	WARNING: Negative of Hessian not positive definite.			NE		Algorithm converged.	NE	NE	NE		NE		Algorithm converged.	NE	NE
Immune system disorders	Haemophagocytic lymphohistiocytosis	<= 60	167	33.7	0	0.0	157	31.5	0	0.0	NE			NE	NE	NE		NE	NE	NE	NE		NE	NE	NE	NE	NE	NE		NE	NE	NE
Immune system disorders	Haemophagocytic lymphohistiocytosis	> 60	328	66.3	0	0.0	341	68.5	1	0.3		*	Quasi-complete separation of data points detected.				*	ERROR: The mean parameter is either invalid or at a limit of its range for some observations.			0.00		Algorithm converged.	0.00	NE	0.9999		>999.99		Algorithm converged.	0.00	NE
Immune system disorders	Hypersensitivity	<= 60	167	33.7	1	0.6	157	31.5	1	0.6	0.94		Convergence criterion (GCONV=1E-8) satisfied.	0.06	15.15	0.000		Algorithm converged.	-0.017	0.017	0.94		Algorithm converged.	0.06	14.90	0.9651	0.9535	1.06		Algorithm converged.	0.07	16.86
Immune system disorders	Hypersensitivity	> 60	328	66.3	2	0.6	341	68.5	2	0.6	1.04		Convergence criterion (GCONV=1E-8) satisfied.	0.15	7.42	0.000		Algorithm converged.	-0.011	0.012	1.04		Algorithm converged.	0.15	7.34	0.9689		0.96		Algorithm converged.	0.14	6.79
Immune system disorders	Hypogammaglobulinaemia	<= 60	167	33.7	1	0.6	157	31.5	3	1.9	0.31		Convergence criterion (GCONV=1E-8) satisfied.	0.03	3.00	-0.013		Algorithm converged.	-0.038	0.011	0.31		Algorithm converged.	0.03	2.98	0.3127	0.0112	3.19		Algorithm converged.	0.34	30.36
Immune system disorders	Hypogammaglobulinaemia	> 60	328	66.3	4	1.2	341	68.5	0	0.0		*	Quasi-complete separation of data points detected.				*	WARNING: Negative of Hessian not positive definite.			NE		Algorithm converged.	NE	NE	NE		NE		Algorithm converged.	NE	NE
Immune system disorders	Sarcoidosis	<= 60	167	33.7	0	0.0	157	31.5	1	0.6		*	Quasi-complete separation of data points detected.				*	WARNING: The relative Hessian convergence criterion of 22.107627839 is greater than the limit of 0.0001. The convergence is questionable.			0.00		Algorithm converged.	0.00	NE	0.9999	NE	>999.99		Algorithm converged.	0.00	NE
Immune system disorders	Sarcoidosis	> 60	328	66.3	0	0.0	341	68.5	0	0.0	NE			NE	NE	NE		NE	NE	NE	NE		NE	NE	NE	NE		NE		NE	NE	NE
Immune system disorders	Seasonal allergy	<= 60	167	33.7	1	0.6	157	31.5	2	1.3	0.47		Convergence criterion (GCONV=1E-8) satisfied.	0.04	5.20	-0.007		Algorithm converged.	-0.028	0.014	0.47		Algorithm converged.	0.04	5.13	0.5360	0.9535	2.13		Algorithm converged.	0.19	23.23
Immune system disorders	Seasonal allergy	> 60	328	66.3	1	0.3	341	68.5	2	0.6	0.52		Convergence criterion (GCONV=1E-8) satisfied.	0.05	5.74	-0.003		Algorithm converged.	-0.013	0.007	0.52		Algorithm converged.	0.05	5.71	0.5925		1.92		Algorithm converged.	0.18	21.11
Infections and infestations		<= 60	167	33.7	72	43.1	157	31.5	75	47.8	0.83		Convergence criterion (GCONV=1E-8) satisfied.	0.53	1.28	-0.047		Algorithm converged.	-0.155	0.062	0.90		Algorithm converged.	0.71	1.15	0.4002	0.0547	1.11		Algorithm converged.	0.87	1.41
Infections and infestations		> 60	328	66.3	165	50.3	341	68.5	143	41.9	1.40		Convergence criterion (GCONV=1E-8) satisfied.	1.03	1.90	0.084		Algorithm converged.	0.008	0.159	1.20		Algorithm converged.	1.02	1.41	0.0305		0.83		Algorithm converged.	0.71	0.98
Infections and infestations	Abdominal abscess	<= 60	167	33.7	0	0.0	157	31.5	0	0.0	NE			NE	NE	NE		NE	NE	NE	NE		NE	NE	NE	NE	NE	NE		NE	NE	NE
Infections and infestations	Abdominal abscess	> 60	328	66.3	1	0.3	341	68.5	0	0.0		*	Quasi-complete separation of data points detected.				*	WARNING: Negative of Hessian not positive definite.			NE		Algorithm converged.	NE	NE	NE		NE		Algorithm converged.	NE	NE
Infections and infestations	Abdominal infection	<= 60	167	33.7	0	0.0	157	31.5	1	0.6		*	Quasi-complete separation of data points detected.				*	WARNING: The relative Hessian convergence criterion of 22.107627839 is greater than the limit of 0.0001. The convergence is questionable.			0.00		Algorithm converged.	0.00	NE	0.9999	1.0000	>999.99		Algorithm converged.	0.00	NE
Infections and infestations	Abdominal infection	> 60	328	66.3	0	0.0	341	68.5	1	0.3		*	Quasi-complete separation of data points detected.				*	ERROR: The mean parameter is either invalid or at a limit of its range for some observations.			0.00		Algorithm converged.	0.00	NE	0.9999		>999.99		Algorithm converged.	0.00	NE
Infections and infestations	Abscess	<= 60	167	33.7	0	0.0	157	31.5	0	0.0	NE			NE	NE	NE		NE	NE	NE	NE		NE	NE	NE	NE	NE	NE		NE	NE	NE
Infections and infestations	Abscess	> 60	328	66.3	0	0.0	341	68.5	1	0.3		*	Quasi-complete separation of data points detected.				*	ERROR: The mean parameter is either invalid or at a limit of its range for some observations.			0.00		Algorithm converged.	0.00	NE	0.9999		>999.99		Algorithm converged.	0.00	NE
Infections and infestations	Actinomycotic abdominal infection	<= 60	167	33.7	0	0.0	157	31.5	1	0.6		*	Quasi-complete separation of data points detected.				*	WARNING: The relative Hessian convergence criterion of 22.107627762 is greater than the limit of 0.0001. The convergence is questionable.			0.00		Algorithm converged.	0.00	NE	0.9999	NE	>999.99		Algorithm converged.	0.00	NE
Infections and infestations	Actinomycotic abdominal infection	> 60	328	66.3	0	0.0	341	68.5	0	0.0	NE			NE	NE	NE		NE	NE	NE	NE		NE	NE	NE	NE		NE		NE	NE	NE
Infections and infestations	Acute sinusitis	<= 60	167	33.7	0	0.0	157	31.5	1	0.6		*	Quasi-complete separation of data points detected.				*	WARNING: The relative Hessian convergence criterion of 22.107627762 is greater than the limit of 0.0001. The convergence is questionable.			0.00		Algorithm converged.	0.00	NE	0.9999	NE	>999.99		Algorithm converged.	0.00	NE

Infections and infestations	Acute sinusitis	> 60	328	66.3	0	0.0	341	68.5	0	0.0	NE			NE	NE	NE		NE	NE	NE	NE		NE	NE	NE	NE		NE		NE	NE	NE
Infections and infestations	Anal fistula infection	<= 60	167	33.7	0	0.0	157	31.5	0	0.0	NE			NE	NE	NE		NE	NE	NE	NE		NE	NE	NE	NE	NE	NE		NE	NE	NE
Infections and infestations	Anal fistula infection	> 60	328	66.3	1	0.3	341	68.5	0	0.0		*	Quasi-complete separation of data points detected.				*	WARNING: Negative of Hessian not positive definite.			NE		Algorithm converged.	NE	NE	NE		NE		Algorithm converged.	NE	NE
Infections and infestations	Anorectal infection	<= 60	167	33.7	1	0.6	157	31.5	0	0.0		*	Quasi-complete separation of data points detected.				*	WARNING: Negative of Hessian not positive definite.			NE		Algorithm converged.	NE	NE	NE	1.0000	NE		Algorithm converged.	NE	NE
Infections and infestations	Anorectal infection	> 60	328	66.3	1	0.3	341	68.5	0	0.0		*	Quasi-complete separation of data points detected.				*	WARNING: Negative of Hessian not positive definite.			NE		Algorithm converged.	NE	NE	NE		NE		Algorithm converged.	NE	NE
Infections and infestations	Appendicitis	<= 60	167	33.7	0	0.0	157	31.5	0	0.0	NE			NE	NE	NE		NE	NE	NE	NE		NE	NE	NE	NE	NE	NE		NE	NE	NE
Infections and infestations	Appendicitis	> 60	328	66.3	1	0.3	341	68.5	0	0.0		*	Quasi-complete separation of data points detected.				*	WARNING: The relative Hessian convergence criterion of 50.209912281 is greater than the limit of 0.0001. The convergence is questionable.			NE		Algorithm converged.	NE	NE	NE		NE		Algorithm converged.	NE	NE
Infections and infestations	Aspergillus infection	<= 60	167	33.7	0	0.0	157	31.5	0	0.0	NE			NE	NE	NE		NE	NE	NE	NE		NE	NE	NE	NE	NE	NE		NE	NE	NE
Infections and infestations	Aspergillus infection	> 60	328	66.3	1	0.3	341	68.5	0	0.0		*	Quasi-complete separation of data points detected.				*	WARNING: Negative of Hessian not positive definite.			NE		Algorithm converged.	NE	NE	NE		NE		Algorithm converged.	NE	NE
Infections and infestations	Atypical mycobacterial infection	<= 60	167	33.7	0	0.0	157	31.5	0	0.0	NE			NE	NE	NE		NE	NE	NE	NE		NE	NE	NE	NE	1.0000	NE		NE	NE	NE
Infections and infestations	Atypical mycobacterial infection	> 60	328	66.3	1	0.3	341	68.5	1	0.3	1.04		Convergence criterion (GCONV=1E-8) satisfied.	0.06	16.69	0.000		Algorithm converged.	-0.008	0.008	1.04		Algorithm converged.	0.07	16.55	0.9780		0.96		Algorithm converged.	0.06	15.31
Infections and infestations	Atypical pneumonia	<= 60	167	33.7	0	0.0	157	31.5	1	0.6		*	Quasi-complete separation of data points detected.				*	WARNING: The relative Hessian convergence criterion of 22.107627685 is greater than the limit of 0.0001. The convergence is questionable.			0.00		Algorithm converged.	0.00	NE	0.9999	0.0897	>999.99		Algorithm converged.	0.00	NE
Infections and infestations	Atypical pneumonia	> 60	328	66.3	1	0.3	341	68.5	0	0.0		*	Quasi-complete separation of data points detected.				*	WARNING: Negative of Hessian not positive definite.			NE		Algorithm converged.	NE	NE	NE		NE		Algorithm converged.	NE	NE
Infections and infestations	Bacteraemia	<= 60	167	33.7	1	0.6	157	31.5	1	0.6	0.94		Convergence criterion (GCONV=1E-8) satisfied.	0.06	15.15	0.000		Algorithm converged.	-0.017	0.017	0.94		Algorithm converged.	0.06	14.90	0.9651	0.1244	1.06		Algorithm converged.	0.07	16.86
Infections and infestations	Bacteraemia	> 60	328	66.3	3	0.9	341	68.5	0	0.0		*	Quasi-complete separation of data points detected.				*	WARNING: Negative of Hessian not positive definite.			NE		Algorithm converged.	NE	NE	NE		NE		Algorithm converged.	NE	NE
Infections and infestations	Bacterial infection	<= 60	167	33.7	1	0.6	157	31.5	0	0.0		*	Quasi-complete separation of data points detected.				*	WARNING: Negative of Hessian not positive definite.			NE		Algorithm converged.	NE	NE	NE	NE	NE		Algorithm converged.	NE	NE
Infections and infestations	Bacterial infection	> 60	328	66.3	0	0.0	341	68.5	0	0.0	NE			NE	NE	NE		NE	NE	NE	NE		NE	NE	NE	NE		NE		NE	NE	NE
Infections and infestations	Bacteriuria	<= 60	167	33.7	0	0.0	157	31.5	0	0.0	NE			NE	NE	NE		NE	NE	NE	NE		NE	NE	NE	NE	NE	NE		NE	NE	NE
Infections and infestations	Bacteriuria	> 60	328	66.3	1	0.3	341	68.5	0	0.0		*	Quasi-complete separation of data points detected.				*	WARNING: Negative of Hessian not positive definite.			NE		Algorithm converged.	NE	NE	NE		NE		Algorithm converged.	NE	NE
Infections and infestations	Bordetella infection	<= 60	167	33.7	0	0.0	157	31.5	1	0.6		*	Quasi-complete separation of data points detected.				*	WARNING: The relative Hessian convergence criterion of 22.107627762 is greater than the limit of 0.0001. The convergence is questionable.			0.00		Algorithm converged.	0.00	NE	0.9999	NE	>999.99		Algorithm converged.	0.00	NE
Infections and infestations	Bordetella infection	> 60	328	66.3	0	0.0	341	68.5	0	0.0	NE			NE	NE	NE		NE	NE	NE	NE		NE	NE	NE	NE		NE		NE	NE	NE
Infections and infestations	Bronchiolitis	<= 60	167	33.7	0	0.0	157	31.5	0	0.0	NE			NE	NE	NE		NE	NE	NE	NE		NE	NE	NE	NE	NE	NE		NE	NE	NE
Infections and infestations	Bronchiolitis	> 60	328	66.3	1	0.3	341	68.5	0	0.0		*	Quasi-complete separation of data points detected.				*	WARNING: Negative of Hessian not positive definite.			NE		Algorithm converged.	NE	NE	NE		NE		Algorithm converged.	NE	NE
Infections and infestations	Bronchitis	<= 60	167	33.7	4	2.4	157	31.5	2	1.3	1.90		Convergence criterion (GCONV=1E-8) satisfied.	0.34	10.53	0.011		Algorithm converged.	-0.018	0.040	1.88		Algorithm converged.	0.35	10.12	0.4622	0.2144	0.53		Algorithm converged.	0.10	2.86
Infections and infestations	Bronchitis	> 60	328	66.3	6	1.8	341	68.5	11	3.2	0.56		Convergence criterion (GCONV=1E-8) satisfied.	0.20	1.53	-0.014		Algorithm converged.	-0.038	0.010	0.57		Algorithm converged.	0.21	1.52	0.2581		1.76		Algorithm converged.	0.66	4.71
Infections and infestations	Bronchitis bacterial	<= 60	167	33.7	0	0.0	157	31.5	0	0.0	NE			NE	NE	NE		NE	NE	NE	NE		NE	NE	NE	NE	NE	NE		NE	NE	NE
Infections and infestations	Bronchitis bacterial	> 60	328	66.3	1	0.3	341	68.5	0	0.0		*	Quasi-complete separation of data points detected.				*	WARNING: The relative Hessian convergence criterion of 50.209912281 is greater than the limit of 0.0001. The convergence is questionable.			NE		Algorithm converged.	NE	NE	NE		NE		Algorithm converged.	NE	NE
Infections and infestations	Bronchopulmonary aspergillosis	<= 60	167	33.7	0	0.0	157	31.5	0	0.0	NE			NE	NE	NE		NE	NE	NE	NE		NE	NE	NE	NE		NE		NE	NE	NE
Infections and infestations	Bronchopulmonary aspergillosis	> 60	328	66.3	1	0.3	341	68.5	0	0.0		*	Quasi-complete separation of data points detected.				*	WARNING: Negative of Hessian not positive definite.			NE		Algorithm converged.	NE	NE	NE		NE		Algorithm converged.	NE	NE
Infections and infestations	Campylobacter gastroenteritis	<= 60	167	33.7	0	0.0	157	31.5	0	0.0	NE			NE	NE	NE		NE	NE	NE	NE		NE	NE	NE	NE	NE	NE		NE	NE	NE
Infections and infestations	Campylobacter gastroenteritis	> 60	328	66.3	1	0.3	341	68.5	0	0.0		*	Quasi-complete separation of data points detected.				*	WARNING: Negative of Hessian not positive definite.			NE		Algorithm converged.	NE	NE	NE		NE		Algorithm converged.	NE	NE
Infections and infestations	Candida infection	<= 60	167	33.7	1	0.6	157	31.5	3	1.9	0.31		Convergence criterion (GCONV=1E-8) satisfied.	0.03	3.00	-0.013		Algorithm converged.	-0.038	0.011	0.31		Algorithm converged.	0.03	2.98	0.3127	0.7020	3.19		Algorithm converged.	0.34	30.36
Infections and infestations	Candida infection	> 60	328	66.3	3	0.9	341	68.5	6	1.8	0.52		Convergence criterion (GCONV=1E-8) satisfied.	0.13	2.08	-0.008		Algorithm converged.	-0.026	0.009	0.52		Algorithm converged.	0.13	2.06	0.3519		1.92		Algorithm converged.	0.49	7.63
Infections and infestations	Catheter site infection	<= 60	167	33.7	0	0.0	157	31.5	1	0.6		*	Quasi-complete separation of data points detected.				*	WARNING: The relative Hessian convergence criterion of 22.107627685 is greater than the limit of 0.0001. The convergence is questionable.			0.00		Algorithm converged.	0.00	NE	0.9999	NE	>999.99		Algorithm converged.	0.00	NE
Infections and infestations	Catheter site infection	> 60	328	66.3	0	0.0	341	68.5	0	0.0	NE			NE	NE	NE		NE	NE	NE	NE		NE	NE	NE	NE		NE		NE	NE	NE
Infections and infestations	Cellulitis	<= 60	167	33.7	4	2.4	157	31.5	1	0.6	3.83		Convergence criterion (GCONV=1E-8) satisfied.	0.42	34.63	0.018		Algorithm converged.	-0.009	0.044	3.76		Algorithm converged.	0.42	33.28	0.2338	0.3901	0.27		Algorithm converged.	0.03	2.35
Infections and infestations	Cellulitis	> 60	328	66.3	5	1.5	341	68.5	4	1.2	1.30		Convergence criterion (GCONV=1E-8) satisfied.	0.35	4.90	0.004		Algorithm converged.	-0.014	0.021	1.30		Algorithm converged.	0.35	4.80	0.6942		0.77		Algorithm converged.	0.21	2.84
Infections and infestations	Cervicitis	<= 60	167	33.7	0	0.0	157	31.5	0	0.0	NE			NE	NE	NE		NE	NE	NE	NE		NE	NE	NE	NE	NE	NE		NE	NE	NE
Infections and infestations	Cervicitis	> 60	328	66.3	0	0.0	341	68.5	1	0.3		*	Quasi-complete separation of data points detected.				*	ERROR: The mean parameter is either invalid or at a limit of its range for some observations.			0.00		Algorithm converged.	0.00	NE	0.9999		>999.99		Algorithm converged.	0.00	NE
Infections and infestations	Clostridial infection	<= 60	167	33.7	0	0.0	157	31.5	0	0.0	NE			NE	NE	NE		NE	NE	NE	NE		NE	NE	NE	NE	NE	NE		NE	NE	NE
Infections and infestations	Clostridial infection	> 60	328	66.3	1	0.3	341	68.5	0	0.0		*	Quasi-complete separation of data points detected.				*	WARNING: Negative of Hessian not positive definite.			NE		Algorithm converged.	NE	NE	NE		NE		Algorithm converged.	NE	NE
Infections and infestations	Clostridium colitis	<= 60	167	33.7	0	0.0	157	31.5	0	0.0	NE			NE	NE	NE		NE	NE	NE	NE		NE	NE	NE	NE	NE	NE		NE	NE	NE
Infections and infestations	Clostridium colitis	> 60	328	66.3	1	0.3	341	68.5	0	0.0		*	Quasi-complete separation of data points detected.				*	WARNING: Negative of Hessian not positive definite.			NE		Algorithm converged.	NE	NE	NE		NE		Algorithm converged.	NE	NE
Infections and infestations	Clostridium difficile colitis	<= 60	167	33.7	0	0.0	157	31.5	0	0.0	NE			NE	NE	NE		NE	NE	NE	NE		NE	NE	NE	NE	NE	NE		NE	NE	NE
Infections and infestations	Clostridium difficile colitis	> 60	328	66.3	2	0.6	341	68.5	0	0.0		*	Quasi-complete separation of data points detected.				*	WARNING: Negative of Hessian not positive definite.			NE		Algorithm converged.	NE	NE	NE		NE		Algorithm converged.	NE	NE
Infections and infestations	Clostridium difficile infection	<= 60	167	33.7	0	0.0	157	31.5	0	0.0	NE			NE	NE	NE		NE	NE	NE	NE		NE	NE	NE	NE	NE	NE		NE	NE	NE
Infections and infestations	Clostridium difficile infection	> 60	328	66.3	3	0.9	341	68.5	0	0.0		*	Quasi-complete separation of data points detected.				*	ERROR: The mean parameter is either invalid or at a limit of its range for some observations.			NE		Algorithm converged.	NE	NE	NE		NE		Algorithm converged.	NE	NE
Infections and infestations	Colonic abscess	<= 60	167	33.7	1	0.6	157	31.5	0	0.0		*	Quasi-complete separation of data points detected.				*	ERROR: Error in computing the link function, its derivatives, or the variance function.			NE		Algorithm converged.	NE	NE	NE	NE	NE		Algorithm converged.	NE	NE
Infections and infestations	Colonic abscess	> 60	328	66.3	0	0.0	341	68.5	0	0.0	NE			NE	NE	NE		NE	NE	NE	NE		NE	NE	NE	NE		NE		NE	NE	NE
Infections and infestations	Conjunctivitis	<= 60	167	33.7	6	3.6	157	31.5	2	1.3	2.89		Convergence criterion (GCONV=1E-8) satisfied.	0.57	14.53	0.023		Algorithm converged.	-0.010	0.056	2.82		Algorithm converged.	0.58	13.77	0.1999	0.6518	0.35		Algorithm converged.	0.07	1.73
Infections and infestations	Conjunctivitis	> 60	328	66.3	5	1.5	341	68.5	3	0.9	1.74		Convergence criterion (GCONV=1E-8) satisfied.	0.41	7.36	0.006		Algorithm converged.	-0.010	0.023	1.73		Algorithm converged.	0.42	7.19	0.4491		0.58		Algorithm converged.	0.14	2.40
Infections and infestations	Conjunctivitis bacterial	<= 60	167	33.7	0	0.0	157	31.5	1	0.6		*	Quasi-complete separation of data points detected.				*	WARNING: The relative Hessian convergence criterion of 22.107627839 is greater than the limit of 0.0001. The convergence is questionable.			0.00		Algorithm converged.	0.00	NE	0.9999	NE	>999.99		Algorithm converged.	0.00	NE
Infections and infestations	Conjunctivitis bacterial	> 60	328	66.3	0	0.0	341	68.5	0	0.0	NE			NE	NE	NE		NE	NE	NE	NE		NE	NE	NE	NE		NE		NE	NE	NE
Infections and infestations	Coronavirus infection	<= 60	167	33.7	0	0.0	157	31.5	1	0.6		*	Quasi-complete separation of data points detected.				*	WARNING: The relative Hessian convergence criterion of 22.107627762 is greater than the limit of 0.0001. The convergence is questionable.			0.00		Algorithm converged.	0.00	NE	0.9999	NE	>999.99		Algorithm converged.	0.00	NE
Infections and infestations	Coronavirus infection	> 60	328	66.3	0	0.0	341	68.5	0	0.0	NE			NE	NE	NE		NE	NE	NE	NE		NE	NE	NE	NE		NE		NE	NE	NE
Infections and infestations	Cystitis	<= 60	167	33.7	0	0.0	157	31.5	0	0.0	NE			NE	NE	NE		NE	NE	NE	NE		NE	NE	NE	NE	1.0000	NE		NE	NE	NE
Infections and infestations	Cystitis	> 60	328	66.3	1	0.3	341	68.5	6	1.8	0.17		Convergence criterion (GCONV=1E-8) satisfied.	0.02	1.43	-0.015		Algorithm converged.	-0.030	0.001	0.17		Algorithm converged.	0.02	1.43	0.1037		5.77		Algorithm converged.	0.70	47.68
Infections and infestations	Cytomegalovirus enteritis	<= 60	167	33.7	0	0.0	157	31.5	0	0.0	NE			NE	NE	NE		NE	NE	NE	NE		NE	NE	NE	NE	NE	NE		NE	NE	NE
Infections and infestations	Cytomegalovirus enteritis	> 60	328	66.3	1	0.3	341	68.5	0	0.0		*	Quasi-complete separation of data points detected.				*	WARNING: Negative of Hessian not positive definite.			NE		Algorithm converged.	NE	NE	NE		NE		Algorithm converged.	NE	NE
Infections and infestations	Cytomegalovirus infection	<= 60	167	33.7	0	0.0	157	31.5	0	0.0	NE			NE	NE	NE		NE	NE	NE	NE		NE	NE	NE	NE	1.0000	NE		NE	NE	NE
Infections and infestations	Cytomegalovirus infection	> 60	328	66.3	1	0.3	341	68.5	1	0.3	1.04		Convergence criterion (GCONV=1E-8) satisfied.	0.06	16.69	0.000		Algorithm converged.	-0.008	0.008	1.04		Algorithm converged.	0.07	16.55	0.9780		0.96		Algorithm converged.	0.06	15.31
Infections and infestations	Cytomegalovirus infection reactivation	<= 60	167	33.7	0	0.0	157	31.5	0	0.0	NE			NE	NE	NE		NE	NE	NE	NE		NE	NE	NE	NE	NE	NE		NE	NE	NE
Infections and infestations	Cytomegalovirus infection reactivation	> 60	328	66.3	1	0.3	341	68.5	0	0.0		*	Quasi-complete separation of data points detected.				*	WARNING: Negative of Hessian not positive definite.			NE		Algorithm converged.	NE	NE	NE		NE		Algorithm converged.	NE	NE
Infections and infestations	Device related infection	<= 60	167	33.7	0	0.0	157	31.5	1	0.6		*	Quasi-complete separation of data points detected.				*	WARNING: The relative Hessian convergence criterion of 22.107627839 is greater than the limit of 0.0001. The convergence is questionable.			0.00		Algorithm converged.	0.00	NE	0.9999	0.0308	>999.99		Algorithm converged.	0.00	NE
Infections and infestations	Device related infection	> 60	328	66.3	3	0.9	341	68.5	0	0.0		*	Quasi-complete separation of data points detected.				*	ERROR: The mean parameter is either invalid or at a limit of its range for some observations.			NE		Algorithm converged.	NE	NE	NE		NE		Algorithm converged.	NE	NE
Infections and infestations	Device related sepsis	<= 60	167	33.7	0	0.0	157	31.5	0	0.0	NE			NE	NE	NE		NE	NE	NE	NE		NE	NE	NE	NE	NE	NE		NE	NE	NE
Infections and infestations	Device related sepsis	> 60	328	66.3	1	0.3	341	68.5	0	0.0		*	Quasi-complete separation of data points detected.				*	WARNING: Negative of Hessian not positive definite.			NE		Algorithm converged.	NE	NE	NE		NE		Algorithm converged.	NE	NE
Infections and infestations	Diarrhoea infectious	<= 60	167	33.7	0	0.0	157	31.5	1	0.6		*	Quasi-complete separation of data points detected.				*	WARNING: The relative Hessian convergence criterion of 22.107627762 is greater than the limit of 0.0001. The convergence is questionable.			0.00		Algorithm converged.	0.00	NE	0.9999	0.0465	>999.99		Algorithm converged.	0.00	NE
Infections and infestations	Diarrhoea infectious	> 60	328	66.3	2	0.6	341	68.5	0	0.0		*	Quasi-complete separation of data points detected.				*	WARNING: Negative of Hessian not positive definite.			NE		Algorithm converged.	NE	NE	NE		NE		Algorithm converged.	NE	NE
Infections and infestations	Diverticulitis	<= 60	167	33.7	0	0.0	157	31.5	0	0.0	NE			NE	NE	NE		NE	NE	NE	NE		NE	NE	NE	NE	1.0000	NE		NE	NE	NE
Infections and infestations	Diverticulitis	> 60	328	66.3	1	0.3	341	68.5	1	0.3	1.04		Convergence criterion (GCONV=1E-8) satisfied.	0.06	16.69	0.000		Algorithm converged.	-0.008	0.008	1.04		Algorithm converged.	0.07	16.55	0.9780		0.96		Algorithm converged.	0.06	15.31
Infections and infestations	Ear infection	<= 60	167	33.7	0	0.0	157	31.5	0	0.0	NE			NE	NE	NE		NE	NE	NE	NE		NE	NE	NE	NE	1.0000	NE		NE	NE	NE
Infections and infestations	Ear infection	> 60	328	66.3	2	0.6	341	68.5	2	0.6	1.04		Convergence criterion (GCONV=1E-8) satisfied.	0.15	7.42	0.000		Algorithm converged.	-0.011	0.012	1.04		Algorithm converged.	0.15	7.34	0.9689		0.96		Algorithm converged.	0.14	6.79
Infections and infestations	Enteritis infectious	<= 60	167	33.7	1	0.6	157	31.5	0	0.0		*	Quasi-complete separation of data points detected.				*	WARNING: Negative of Hessian not positive definite.			NE		Algorithm converged.	NE	NE	NE	NE	NE		Algorithm converged.	NE	NE
Infections and infestations	Enteritis infectious	> 60	328	66.3	0	0.0	341	68.5	0	0.0	NE			NE	NE	NE		NE	NE	NE	NE		NE	NE	NE	NE		NE		NE	NE	NE
Infections and infestations	Enterobacter infection	<= 60	167	33.7	0	0.0	157	31.5	0	0.0	NE			NE	NE	NE		NE	NE	NE	NE		NE	NE	NE	NE	NE	NE		NE	NE	NE
Infections and infestations	Enterobacter infection	> 60	328	66.3	0	0.0	341	68.5	1	0.3		*	Quasi-complete separation of data points detected.				*	ERROR: The mean parameter is either invalid or at a limit of its range for some observations.			0.00		Algorithm converged.	0.00	NE	0.9999		>999.99		Algorithm converged.	0.00	NE
Infections and infestations	Enterocolitis infectious	<= 60	167	33.7	0	0.0	157	31.5	0	0.0	NE			NE	NE	NE		NE	NE	NE	NE		NE	NE	NE	NE	NE	NE		NE	NE	NE
Infections and infestations	Enterocolitis infectious	> 60	328	66.3	1	0.3	341	68.5	0	0.0		*	Quasi-complete separation of data points detected.				*	WARNING: Negative of Hessian not positive definite.			NE		Algorithm converged.	NE	NE	NE		NE		Algorithm converged.	NE	NE
Infections and infestations	Erysipelas	<= 60	167	33.7	0	0.0	157	31.5	0	0.0	NE			NE	NE	NE		NE	NE	NE	NE		NE	NE	NE	NE	NE	NE		NE	NE	NE
Infections and infestations	Erysipelas	> 60	328	66.3	1	0.3	341	68.5	0	0.0		*	Quasi-complete separation of data points detected.				*	WARNING: Negative of Hessian not positive definite.			NE		Algorithm converged.	NE	NE	NE		NE		Algorithm converged.	NE	NE
Infections and infestations	Escherichia bacteraemia	<= 60	167	33.7	0	0.0	157	31.5	0	0.0	NE			NE	NE	NE		NE	NE	NE	NE		NE	NE	NE	NE	1.0000	NE		NE	NE	NE
Infections and infestations	Escherichia bacteraemia	> 60	328	66.3	1	0.3	341	68.5	1	0.3	1.04		Convergence criterion (GCONV=1E-8) satisfied.	0.06	16.69	0.000		Algorithm converged.	-0.008	0.008	1.04		Algorithm converged.	0.07	16.55	0.9780		0.96		Algorithm converged.	0.06	15.31
Infections and infestations	Escherichia infection	<= 60	167	33.7	0	0.0	157	31.5	0	0.0	NE			NE	NE	NE		NE	NE	NE	NE		NE	NE	NE	NE	NE	NE		NE	NE	NE
Infections and infestations	Escherichia infection	> 60	328	66.3	1	0.3	341	68.5	0	0.0		*	Quasi-complete separation of data points detected.				*	WARNING: The relative Hessian convergence criterion of 50.209912281 is greater than the limit of 0.0001. The convergence is questionable.			NE		Algorithm converged.	NE	NE	NE		NE		Algorithm converged.	NE	NE
Infections and infestations	Escherichia sepsis	<= 60	167	33.7	1	0.6	157	31.5	1	0.6	0.94		Convergence criterion (GCONV=1E-8) satisfied.	0.06	15.15	0.000		Algorithm converged.	-0.017	0.017	0.94		Algorithm converged.	0.06	14.90	0.9651	0.3215	1.06		Algorithm converged.	0.07	16.86
Infections and infestations	Escherichia sepsis	> 60	328	66.3	0	0.0	341	68.5	1	0.3		*	Quasi-complete separation of data points detected.				*	ERROR: The mean parameter is either invalid or at a limit of its range for some observations.			0.00		Algorithm converged.	0.00	NE	0.9999		>999.99		Algorithm converged.	0.00	NE
Infections and infestations	Eye infection	<= 60	167	33.7	0	0.0	157	31.5	0	0.0	NE			NE	NE	NE		NE	NE	NE	NE		NE	NE	NE	NE	1.0000	NE		NE	NE	NE
Infections and infestations	Eye infection	> 60	328	66.3	1	0.3	341	68.5	2	0.6	0.52		Convergence criterion (GCONV=1E-8) satisfied.	0.05	5.74	-0.003		Algorithm converged.	-0.013	0.007	0.52		Algorithm converged.	0.05	5.71	0.5925		1.92		Algorithm converged.	0.18	21.11
Infections and infestations	Eyelid infection	<= 60	167	33.7	1	0.6	157	31.5	0	0.0		*	Quasi-complete separation of data points detected.				*	WARNING: Negative of Hessian not positive definite.			NE		Algorithm converged.	NE	NE	NE	NE	NE		Algorithm converged.	NE	NE
Infections and infestations	Eyelid infection	> 60	328	66.3	0	0.0	341	68.5	0	0.0	NE			NE	NE	NE		NE	NE	NE	NE		NE	NE	NE	NE		NE		NE	NE	NE
Infections and infestations	Folliculitis	<= 60	167	33.7	2	1.2	157	31.5	1	0.6	1.89		Convergence criterion (GCONV=1E-8) satisfied.	0.17	21.06	0.006		Algorithm converged.	-0.015	0.026	1.88		Algorithm converged.	0.17	20.53	0.6047	0.6820	0.53		Algorithm converged.	0.05	5.81
Infections and infestations	Folliculitis	> 60	328	66.3	3	0.9	341	68.5	3	0.9	1.04		Convergence criterion (GCONV=1E-8) satisfied.	0.21	5.19	0.000		Algorithm converged.	-0.014	0.015	1.04		Algorithm converged.	0.21	5.11	0.9619		0.96		Algorithm converged.	0.20	4.73
Infections and infestations	Fungal foot infection	<= 60	167	33.7	0	0.0	157	31.5	0	0.0	NE			NE	NE	NE		NE	NE	NE	NE		NE	NE	NE	NE	NE	NE		NE	NE	NE
Infections and infestations	Fungal foot infection	> 60	328	66.3	1	0.3	341	68.5	0	0.0		*	Quasi-complete separation of data points detected.				*	WARNING: Negative of Hessian not positive definite.			NE		Algorithm converged.	NE	NE	NE		NE		Algorithm converged.	NE	NE
Infections and infestations	Fungal infection	<= 60	167	33.7	1	0.6	157	31.5	1	0.6	0.94		Convergence criterion (GCONV=1E-8) satisfied.	0.06	15.15	0.000		Algorithm converged.	-0.017	0.017	0.94		Algorithm converged.	0.06	14.90	0.9651	0.3215	1.06		Algorithm converged.	0.07	16.86
Infections and infestations	Fungal infection	> 60	328	66.3	0	0.0	341	68.5	1	0.3		*	Quasi-complete separation of data points detected.				*	ERROR: The mean parameter is either invalid or at a limit of its range for some observations.			0.00		Algorithm converged.	0.00	NE	0.9999		>999.99		Algorithm converged.	0.00	NE
Infections and infestations	Fungal skin infection	<= 60	167	33.7	2	1.2	157	31.5	0	0.0		*	Quasi-complete separation of data points detected.				*	WARNING: The relative Hessian convergence criterion of 13.069013388 is greater than the limit of 0.0001. The convergence is questionable.			NE		Algorithm converged.	NE	NE	NE	1.0000	NE		Algorithm converged.	NE	NE
Infections and infestations	Fungal skin infection	> 60	328	66.3	2	0.6	341	68.5	0	0.0		*	Quasi-complete separation of data points detected.				*	WARNING: Negative of Hessian not positive definite.			NE		Algorithm converged.	NE	NE	NE		NE		Algorithm converged.	NE	NE
Infections and infestations	Furuncle	<= 60	167	33.7	1	0.6	157	31.5	0	0.0		*	Quasi-complete separation of data points detected.				*	WARNING: Negative of Hessian not positive definite.			NE		Algorithm converged.	NE	NE	NE	NE	NE		Algorithm converged.	NE	NE
Infections and infestations	Furuncle	> 60	328	66.3	0	0.0	341	68.5	0	0.0	NE			NE	NE	NE		NE	NE	NE	NE		NE	NE	NE	NE		NE		NE	NE	NE
Infections and infestations	Gastroenteritis	<= 60	167	33.7	0	0.0	157	31.5	0	0.0	NE			NE	NE	NE		NE	NE	NE	NE		NE	NE	NE	NE	NE	NE		NE	NE	NE
Infections and infestations	Gastroenteritis	> 60	328	66.3	1	0.3	341	68.5	0	0.0		*	Quasi-complete separation of data points detected.				*	WARNING: Negative of Hessian not positive definite.			NE		Algorithm converged.	NE	NE	NE		NE		Algorithm converged.	NE	NE
Infections and infestations	Gastroenteritis viral	<= 60	167	33.7	1	0.6	157	31.5	0	0.0		*	Quasi-complete separation of data points detected.				*	WARNING: Negative of Hessian not positive definite.			NE		Algorithm converged.	NE	NE	NE	NE	NE		Algorithm converged.	NE	NE

Infections and infestations	Gastroenteritis viral	> 60	328	66.3	0	0.0	341	68.5	0	0.0	NE			NE	NE	NE		NE	NE	NE	NE		NE	NE	NE	NE		NE		NE	NE	NE
Infections and infestations	Gastrointestinal candidiasis	<= 60	167	33.7	0	0.0	157	31.5	0	0.0	NE			NE	NE	NE		NE	NE	NE	NE		NE	NE	NE	NE	NE	NE		NE	NE	NE
Infections and infestations	Gastrointestinal candidiasis	> 60	328	66.3	1	0.3	341	68.5	0	0.0		*	Quasi-complete separation of data points detected.				*	WARNING: Negative of Hessian not positive definite.			NE		Algorithm converged.	NE	NE	NE		NE		Algorithm converged.	NE	NE
Infections and infestations	Gastrointestinal infection	<= 60	167	33.7	0	0.0	157	31.5	0	0.0	NE			NE	NE	NE		NE	NE	NE	NE		NE	NE	NE	NE	NE	NE		NE	NE	NE
Infections and infestations	Gastrointestinal infection	> 60	328	66.3	1	0.3	341	68.5	0	0.0		*	Quasi-complete separation of data points detected.				*	WARNING: The relative Hessian convergence criterion of 50.209912281 is greater than the limit of 0.0001. The convergence is questionable.			NE		Algorithm converged.	NE	NE	NE		NE		Algorithm converged.	NE	NE
Infections and infestations	Genital herpes	<= 60	167	33.7	0	0.0	157	31.5	0	0.0	NE			NE	NE	NE		NE	NE	NE	NE		NE	NE	NE	NE	NE	NE		NE	NE	NE
Infections and infestations	Genital herpes	> 60	328	66.3	0	0.0	341	68.5	1	0.3		*	Quasi-complete separation of data points detected.				*	ERROR: The mean parameter is either invalid or at a limit of its range for some observations.			0.00		Algorithm converged.	0.00	NE	0.9999		>999.99		Algorithm converged.	0.00	NE
Infections and infestations	Genital infection fungal	<= 60	167	33.7	0	0.0	157	31.5	0	0.0	NE			NE	NE	NE		NE	NE	NE	NE		NE	NE	NE	NE	NE	NE		NE	NE	NE
Infections and infestations	Genital infection fungal	> 60	328	66.3	0	0.0	341	68.5	1	0.3		*	Quasi-complete separation of data points detected.				*	ERROR: The mean parameter is either invalid or at a limit of its range for some observations.			0.00		Algorithm converged.	0.00	NE	0.9999		>999.99		Algorithm converged.	0.00	NE
Infections and infestations	Genitourinary tract infection	<= 60	167	33.7	0	0.0	157	31.5	1	0.6		*	Quasi-complete separation of data points detected.				*	WARNING: The relative Hessian convergence criterion of 22.107627762 is greater than the limit of 0.0001. The convergence is questionable.			0.00		Algorithm converged.	0.00	NE	0.9999	NE	>999.99		Algorithm converged.	0.00	NE
Infections and infestations	Genitourinary tract infection	> 60	328	66.3	0	0.0	341	68.5	0	0.0	NE			NE	NE	NE		NE	NE	NE	NE		NE	NE	NE	NE		NE		NE	NE	NE
Infections and infestations	Gingival abscess	<= 60	167	33.7	0	0.0	157	31.5	1	0.6		*	Quasi-complete separation of data points detected.				*	WARNING: The relative Hessian convergence criterion of 22.107627839 is greater than the limit of 0.0001. The convergence is questionable.			0.00		Algorithm converged.	0.00	NE	0.9999	NE	>999.99		Algorithm converged.	0.00	NE
Infections and infestations	Gingival abscess	> 60	328	66.3	0	0.0	341	68.5	0	0.0	NE			NE	NE	NE		NE	NE	NE	NE		NE	NE	NE	NE		NE		NE	NE	NE
Infections and infestations	Gingivitis	<= 60	167	33.7	0	0.0	157	31.5	1	0.6		*	Quasi-complete separation of data points detected.				*	WARNING: The relative Hessian convergence criterion of 22.107627762 is greater than the limit of 0.0001. The convergence is questionable.			0.00		Algorithm converged.	0.00	NE	0.9999	0.2905	>999.99		Algorithm converged.	0.00	NE
Infections and infestations	Gingivitis	> 60	328	66.3	1	0.3	341	68.5	1	0.3	1.04		Convergence criterion (GCONV=1E-8) satisfied.	0.06	16.69	0.000		Algorithm converged.	-0.008	0.008	1.04		Algorithm converged.	0.07	16.55	0.9780		0.96		Algorithm converged.	0.06	15.31
Infections and infestations	Groin infection	<= 60	167	33.7	0	0.0	157	31.5	0	0.0	NE			NE	NE	NE		NE	NE	NE	NE		NE	NE	NE	NE	NE	NE		NE	NE	NE
Infections and infestations	Groin infection	> 60	328	66.3	1	0.3	341	68.5	0	0.0		*	Quasi-complete separation of data points detected.				*	WARNING: Negative of Hessian not positive definite.			NE		Algorithm converged.	NE	NE	NE		NE		Algorithm converged.	NE	NE
Infections and infestations	Helicobacter gastritis	<= 60	167	33.7	1	0.6	157	31.5	0	0.0		*	Quasi-complete separation of data points detected.				*	ERROR: Error in computing the link function, its derivatives, or the variance function.			NE		Algorithm converged.	NE	NE	NE	0.3215	NE		Algorithm converged.	NE	NE
Infections and infestations	Helicobacter gastritis	> 60	328	66.3	1	0.3	341	68.5	1	0.3	1.04		Convergence criterion (GCONV=1E-8) satisfied.	0.06	16.69	0.000		Algorithm converged.	-0.008	0.008	1.04		Algorithm converged.	0.07	16.55	0.9780		0.96		Algorithm converged.	0.06	15.31
Infections and infestations	Hepatitis B	<= 60	167	33.7	0	0.0	157	31.5	2	1.3		*	Quasi-complete separation of data points detected.				*	WARNING: The relative Hessian convergence criterion of 14.109054211 is greater than the limit of 0.0001. The convergence is questionable.			0.00		Algorithm converged.	0.00	NE	0.9999	1.0000	>999.99		Algorithm converged.	0.00	NE
Infections and infestations	Hepatitis B	> 60	328	66.3	0	0.0	341	68.5	1	0.3		*	Quasi-complete separation of data points detected.				*	ERROR: The mean parameter is either invalid or at a limit of its range for some observations.			0.00		Algorithm converged.	0.00	NE	0.9999		>999.99		Algorithm converged.	0.00	NE
Infections and infestations	Hepatitis B reactivation	<= 60	167	33.7	0	0.0	157	31.5	1	0.6		*	Quasi-complete separation of data points detected.				*	WARNING: The relative Hessian convergence criterion of 22.107627762 is greater than the limit of 0.0001. The convergence is questionable.			0.00		Algorithm converged.	0.00	NE	0.9999	NE	>999.99		Algorithm converged.	0.00	NE
Infections and infestations	Hepatitis B reactivation	> 60	328	66.3	0	0.0	341	68.5	0	0.0	NE			NE	NE	NE		NE	NE	NE	NE		NE	NE	NE	NE		NE		NE	NE	NE
Infections and infestations	Herpes simplex	<= 60	167	33.7	1	0.6	157	31.5	1	0.6	0.94		Convergence criterion (GCONV=1E-8) satisfied.	0.06	15.15	0.000		Algorithm converged.	-0.017	0.017	0.94		Algorithm converged.	0.06	14.90	0.9651	0.3215	1.06		Algorithm converged.	0.07	16.86
Infections and infestations	Herpes simplex	> 60	328	66.3	0	0.0	341	68.5	1	0.3		*	Quasi-complete separation of data points detected.				*	ERROR: The mean parameter is either invalid or at a limit of its range for some observations.			0.00		Algorithm converged.	0.00	NE	0.9999		>999.99		Algorithm converged.	0.00	NE
Infections and infestations	Herpes simplex reactivation	<= 60	167	33.7	0	0.0	157	31.5	0	0.0	NE			NE	NE	NE		NE	NE	NE	NE		NE	NE	NE	NE	NE	NE		NE	NE	NE
Infections and infestations	Herpes simplex reactivation	> 60	328	66.3	1	0.3	341	68.5	0	0.0		*	Quasi-complete separation of data points detected.				*	WARNING: Negative of Hessian not positive definite.			NE		Algorithm converged.	NE	NE	NE		NE		Algorithm converged.	NE	NE
Infections and infestations	Herpes virus infection	<= 60	167	33.7	2	1.2	157	31.5	0	0.0		*	Quasi-complete separation of data points detected.				*	WARNING: Negative of Hessian not positive definite.			NE		Algorithm converged.	NE	NE	NE	0.0546	NE		Algorithm converged.	NE	NE
Infections and infestations	Herpes virus infection	> 60	328	66.3	0	0.0	341	68.5	1	0.3		*	Quasi-complete separation of data points detected.				*	ERROR: The mean parameter is either invalid or at a limit of its range for some observations.			0.00		Algorithm converged.	0.00	NE	0.9999		>999.99		Algorithm converged.	0.00	NE
Infections and infestations	Herpes zoster	<= 60	167	33.7	2	1.2	157	31.5	3	1.9	0.62		Convergence criterion (GCONV=1E-8) satisfied.	0.10	3.77	-0.007		Algorithm converged.	-0.034	0.020	0.63		Algorithm converged.	0.11	3.70	0.6061	0.5131	1.60		Algorithm converged.	0.27	9.42
Infections and infestations	Herpes zoster	> 60	328	66.3	5	1.5	341	68.5	4	1.2	1.30		Convergence criterion (GCONV=1E-8) satisfied.	0.35	4.90	0.004		Algorithm converged.	-0.014	0.021	1.30		Algorithm converged.	0.35	4.80	0.6942		0.77		Algorithm converged.	0.21	2.84
Infections and infestations	Hordeolum	<= 60	167	33.7	0	0.0	157	31.5	0	0.0	NE			NE	NE	NE		NE	NE	NE	NE		NE	NE	NE	NE	NE	NE		NE	NE	NE
Infections and infestations	Hordeolum	> 60	328	66.3	2	0.6	341	68.5	0	0.0		*	Quasi-complete separation of data points detected.				*	WARNING: Negative of Hessian not positive definite.			NE		Algorithm converged.	NE	NE	NE		NE		Algorithm converged.	NE	NE
Infections and infestations	Infection	<= 60	167	33.7	2	1.2	157	31.5	0	0.0		*	Quasi-complete separation of data points detected.				*	WARNING: Negative of Hessian not positive definite.			NE		Algorithm converged.	NE	NE	NE	0.1932	NE		Algorithm converged.	NE	NE
Infections and infestations	Infection	> 60	328	66.3	6	1.8	341	68.5	4	1.2	1.57		Convergence criterion (GCONV=1E-8) satisfied.	0.44	5.61	0.007		Algorithm converged.	-0.012	0.025	1.56		Algorithm converged.	0.44	5.48	0.4881		0.64		Algorithm converged.	0.18	2.25
Infections and infestations	Influenza	<= 60	167	33.7	2	1.2	157	31.5	2	1.3	0.94		Convergence criterion (GCONV=1E-8) satisfied.	0.13	6.75	-0.001		Algorithm converged.	-0.025	0.023	0.94		Algorithm converged.	0.13	6.59	0.9505	0.1786	1.06		Algorithm converged.	0.15	7.46
Infections and infestations	Influenza	> 60	328	66.3	6	1.8	341	68.5	1	0.3	6.34		Convergence criterion (GCONV=1E-8) satisfied.	0.76	52.91	0.015		Algorithm converged.	0.000	0.031	6.24		Algorithm converged.	0.76	51.53	0.0893		0.16		Algorithm converged.	0.02	1.32
Infections and infestations	Intervertebral discitis	<= 60	167	33.7	0	0.0	157	31.5	0	0.0	NE			NE	NE	NE		NE	NE	NE	NE		NE	NE	NE	NE	NE	NE		NE	NE	NE
Infections and infestations	Intervertebral discitis	> 60	328	66.3	0	0.0	341	68.5	1	0.3		*	Quasi-complete separation of data points detected.				*	ERROR: The mean parameter is either invalid or at a limit of its range for some observations.			0.00		Algorithm converged.	0.00	NE	0.9999		>999.99		Algorithm converged.	0.00	NE
Infections and infestations	Keratitis viral	<= 60	167	33.7	0	0.0	157	31.5	1	0.6		*	Quasi-complete separation of data points detected.				*	WARNING: The relative Hessian convergence criterion of 22.107627839 is greater than the limit of 0.0001. The convergence is questionable.			0.00		Algorithm converged.	0.00	NE	0.9999	NE	>999.99		Algorithm converged.	0.00	NE
Infections and infestations	Keratitis viral	> 60	328	66.3	0	0.0	341	68.5	0	0.0	NE			NE	NE	NE		NE	NE	NE	NE		NE	NE	NE	NE		NE		NE	NE	NE
Infections and infestations	Klebsiella sepsis	<= 60	167	33.7	0	0.0	157	31.5	0	0.0	NE			NE	NE	NE		NE	NE	NE	NE		NE	NE	NE	NE	NE	NE		NE	NE	NE
Infections and infestations	Klebsiella sepsis	> 60	328	66.3	0	0.0	341	68.5	1	0.3		*	Quasi-complete separation of data points detected.				*	ERROR: The mean parameter is either invalid or at a limit of its range for some observations.			0.00		Algorithm converged.	0.00	NE	0.9999		>999.99		Algorithm converged.	0.00	NE
Infections and infestations	Large intestine infection	<= 60	167	33.7	0	0.0	157	31.5	0	0.0	NE			NE	NE	NE		NE	NE	NE	NE		NE	NE	NE	NE	NE	NE		NE	NE	NE
Infections and infestations	Large intestine infection	> 60	328	66.3	0	0.0	341	68.5	1	0.3		*	Quasi-complete separation of data points detected.				*	ERROR: The mean parameter is either invalid or at a limit of its range for some observations.			0.00		Algorithm converged.	0.00	NE	0.9999		>999.99		Algorithm converged.	0.00	NE
Infections and infestations	Laryngitis	<= 60	167	33.7	0	0.0	157	31.5	0	0.0	NE			NE	NE	NE		NE	NE	NE	NE		NE	NE	NE	NE	1.0000	NE		NE	NE	NE
Infections and infestations	Laryngitis	> 60	328	66.3	1	0.3	341	68.5	1	0.3	1.04		Convergence criterion (GCONV=1E-8) satisfied.	0.06	16.69	0.000		Algorithm converged.	-0.008	0.008	1.04		Algorithm converged.	0.07	16.55	0.9780		0.96		Algorithm converged.	0.06	15.31
Infections and infestations	Localised infection	<= 60	167	33.7	1	0.6	157	31.5	1	0.6	0.94		Convergence criterion (GCONV=1E-8) satisfied.	0.06	15.15	0.000		Algorithm converged.	-0.017	0.017	0.94		Algorithm converged.	0.06	14.90	0.9651	0.6692	1.06		Algorithm converged.	0.07	16.86
Infections and infestations	Localised infection	> 60	328	66.3	2	0.6	341	68.5	1	0.3	2.09		Convergence criterion (GCONV=1E-8) satisfied.	0.19	23.11	0.003		Algorithm converged.	-0.007	0.013	2.08		Algorithm converged.	0.19	22.82	0.5493		0.48		Algorithm converged.	0.04	5.28
Infections and infestations	Lower respiratory tract infection	<= 60	167	33.7	0	0.0	157	31.5	0	0.0	NE			NE	NE	NE		NE	NE	NE	NE		NE	NE	NE	NE	NE	NE		NE	NE	NE
Infections and infestations	Lower respiratory tract infection	> 60	328	66.3	0	0.0	341	68.5	1	0.3		*	Quasi-complete separation of data points detected.				*	ERROR: The mean parameter is either invalid or at a limit of its range for some observations.			0.00		Algorithm converged.	0.00	NE	0.9999		>999.99		Algorithm converged.	0.00	NE
Infections and infestations	Lymph gland infection	<= 60	167	33.7	0	0.0	157	31.5	0	0.0	NE			NE	NE	NE		NE	NE	NE	NE		NE	NE	NE	NE	NE	NE		NE	NE	NE
Infections and infestations	Lymph gland infection	> 60	328	66.3	1	0.3	341	68.5	0	0.0		*	Quasi-complete separation of data points detected.				*	WARNING: Negative of Hessian not positive definite.			NE		Algorithm converged.	NE	NE	NE		NE		Algorithm converged.	NE	NE
Infections and infestations	Mediastinitis	<= 60	167	33.7	1	0.6	157	31.5	0	0.0		*	Quasi-complete separation of data points detected.				*	WARNING: Negative of Hessian not positive definite.			NE		Algorithm converged.	NE	NE	NE	NE	NE		Algorithm converged.	NE	NE
Infections and infestations	Mediastinitis	> 60	328	66.3	0	0.0	341	68.5	0	0.0	NE			NE	NE	NE		NE	NE	NE	NE		NE	NE	NE	NE		NE		NE	NE	NE
Infections and infestations	Nail infection	<= 60	167	33.7	1	0.6	157	31.5	1	0.6	0.94		Convergence criterion (GCONV=1E-8) satisfied.	0.06	15.15	0.000		Algorithm converged.	-0.017	0.017	0.94		Algorithm converged.	0.06	14.90	0.9651	0.9535	1.06		Algorithm converged.	0.07	16.86
Infections and infestations	Nail infection	> 60	328	66.3	2	0.6	341	68.5	2	0.6	1.04		Convergence criterion (GCONV=1E-8) satisfied.	0.15	7.42	0.000		Algorithm converged.	-0.011	0.012	1.04		Algorithm converged.	0.15	7.34	0.9689		0.96		Algorithm converged.	0.14	6.79
Infections and infestations	Nasopharyngitis	<= 60	167	33.7	6	3.6	157	31.5	6	3.8	0.94		Convergence criterion (GCONV=1E-8) satisfied.	0.30	2.97	-0.002		Algorithm converged.	-0.043	0.039	0.94		Algorithm converged.	0.31	2.85	0.9132	0.8847	1.06		Algorithm converged.	0.35	3.23
Infections and infestations	Nasopharyngitis	> 60	328	66.3	12	3.7	341	68.5	12	3.5	1.04		Convergence criterion (GCONV=1E-8) satisfied.	0.46	2.35	0.001		Algorithm converged.	-0.027	0.030	1.04		Algorithm converged.	0.47	2.28	0.9228		0.96		Algorithm converged.	0.44	2.11
Infections and infestations	Neutropenic sepsis	<= 60	167	33.7	1	0.6	157	31.5	0	0.0		*	Quasi-complete separation of data points detected.				*	WARNING: Negative of Hessian not positive definite.			NE		Algorithm converged.	NE	NE	NE	0.3215	NE		Algorithm converged.	NE	NE
Infections and infestations	Neutropenic sepsis	> 60	328	66.3	1	0.3	341	68.5	1	0.3	1.04		Convergence criterion (GCONV=1E-8) satisfied.	0.06	16.69	0.000		Algorithm converged.	-0.008	0.008	1.04		Algorithm converged.	0.07	16.55	0.9780		0.96		Algorithm converged.	0.06	15.31
Infections and infestations	Oesophageal candidiasis	<= 60	167	33.7	1	0.6	157	31.5	0	0.0		*	Quasi-complete separation of data points detected.				*	WARNING: Negative of Hessian not positive definite.			NE		Algorithm converged.	NE	NE	NE	NE	NE		Algorithm converged.	NE	NE
Infections and infestations	Oesophageal candidiasis	> 60	328	66.3	0	0.0	341	68.5	0	0.0	NE			NE	NE	NE		NE	NE	NE	NE		NE	NE	NE	NE		NE		NE	NE	NE
Infections and infestations	Onychomycosis	<= 60	167	33.7	2	1.2	157	31.5	3	1.9	0.62		Convergence criterion (GCONV=1E-8) satisfied.	0.10	3.77	-0.007		Algorithm converged.	-0.034	0.020	0.63		Algorithm converged.	0.11	3.70	0.6061	0.9375	1.60		Algorithm converged.	0.27	9.42
Infections and infestations	Onychomycosis	> 60	328	66.3	2	0.6	341	68.5	3	0.9	0.69		Convergence criterion (GCONV=1E-8) satisfied.	0.11	4.16	-0.003		Algorithm converged.	-0.016	0.010	0.69		Algorithm converged.	0.12	4.12	0.6869		1.44		Algorithm converged.	0.24	8.58
Infections and infestations	Oral candidiasis	<= 60	167	33.7	2	1.2	157	31.5	1	0.6	1.89		Convergence criterion (GCONV=1E-8) satisfied.	0.17	21.06	0.006		Algorithm converged.	-0.015	0.026	1.88		Algorithm converged.	0.17	20.53	0.6047	0.4973	0.53		Algorithm converged.	0.05	5.81
Infections and infestations	Oral candidiasis	> 60	328	66.3	6	1.8	341	68.5	8	2.3	0.78		Convergence criterion (GCONV=1E-8) satisfied.	0.27	2.26	-0.005		Algorithm converged.	-0.027	0.016	0.78		Algorithm converged.	0.27	2.22	0.6416		1.28		Algorithm converged.	0.45	3.66
Infections and infestations	Oral fungal infection	<= 60	167	33.7	0	0.0	157	31.5	1	0.6		*	Quasi-complete separation of data points detected.				*	WARNING: The relative Hessian convergence criterion of 22.107627839 is greater than the limit of 0.0001. The convergence is questionable.			0.00		Algorithm converged.	0.00	NE	0.9999	0.2597	>999.99		Algorithm converged.	0.00	NE
Infections and infestations	Oral fungal infection	> 60	328	66.3	2	0.6	341	68.5	2	0.6	1.04		Convergence criterion (GCONV=1E-8) satisfied.	0.15	7.42	0.000		Algorithm converged.	-0.011	0.012	1.04		Algorithm converged.	0.15	7.34	0.9689		0.96		Algorithm converged.	0.14	6.79
Infections and infestations	Oral herpes	<= 60	167	33.7	3	1.8	157	31.5	3	1.9	0.94		Convergence criterion (GCONV=1E-8) satisfied.	0.19	4.72	-0.001		Algorithm converged.	-0.031	0.028	0.94		Algorithm converged.	0.19	4.59	0.9392	0.9252	1.06		Algorithm converged.	0.22	5.19
Infections and infestations	Oral herpes	> 60	328	66.3	4	1.2	341	68.5	4	1.2	1.04		Convergence criterion (GCONV=1E-8) satisfied.	0.26	4.19	0.000		Algorithm converged.	-0.016	0.017	1.04		Algorithm converged.	0.26	4.12	0.9559		0.96		Algorithm converged.	0.24	3.81
Infections and infestations	Osteomyelitis	<= 60	167	33.7	0	0.0	157	31.5	0	0.0	NE			NE	NE	NE		NE	NE	NE	NE		NE	NE	NE	NE	NE	NE		NE	NE	NE
Infections and infestations	Osteomyelitis	> 60	328	66.3	1	0.3	341	68.5	0	0.0		*	Quasi-complete separation of data points detected.				*	WARNING: Negative of Hessian not positive definite.			NE		Algorithm converged.	NE	NE	NE		NE		Algorithm converged.	NE	NE
Infections and infestations	Otitis media	<= 60	167	33.7	2	1.2	157	31.5	0	0.0		*	Quasi-complete separation of data points detected.				*	ERROR: Error in computing the link function, its derivatives, or the variance function.			NE		Algorithm converged.	NE	NE	NE	0.0107	NE		Algorithm converged.	NE	NE
Infections and infestations	Otitis media	> 60	328	66.3	0	0.0	341	68.5	3	0.9		*	Quasi-complete separation of data points detected.				*	ERROR: The mean parameter is either invalid or at a limit of its range for some observations.			0.00		Algorithm converged.	0.00	NE	0.9999		>999.99		Algorithm converged.	0.00	NE
Infections and infestations	Papilloma viral infection	<= 60	167	33.7	1	0.6	157	31.5	0	0.0		*	Quasi-complete separation of data points detected.				*	WARNING: Negative of Hessian not positive definite.			NE		Algorithm converged.	NE	NE	NE	NE	NE		Algorithm converged.	NE	NE
Infections and infestations	Papilloma viral infection	> 60	328	66.3	0	0.0	341	68.5	0	0.0	NE			NE	NE	NE		NE	NE	NE	NE		NE	NE	NE	NE		NE		NE	NE	NE
Infections and infestations	Paronychia	<= 60	167	33.7	0	0.0	157	31.5	2	1.3		*	Quasi-complete separation of data points detected.				*	WARNING: The relative Hessian convergence criterion of 14.109054211 is greater than the limit of 0.0001. The convergence is questionable.			0.00		Algorithm converged.	0.00	NE	0.9999	0.1757	>999.99		Algorithm converged.	0.00	NE
Infections and infestations	Paronychia	> 60	328	66.3	1	0.3	341	68.5	1	0.3	1.04		Convergence criterion (GCONV=1E-8) satisfied.	0.06	16.69	0.000		Algorithm converged.	-0.008	0.008	1.04		Algorithm converged.	0.07	16.55	0.9780		0.96		Algorithm converged.	0.06	15.31
Infections and infestations	Perineal infection	<= 60	167	33.7	0	0.0	157	31.5	0	0.0	NE			NE	NE	NE		NE	NE	NE	NE		NE	NE	NE	NE	NE	NE		NE	NE	NE
Infections and infestations	Perineal infection	> 60	328	66.3	1	0.3	341	68.5	0	0.0		*	Quasi-complete separation of data points detected.				*	WARNING: Negative of Hessian not positive definite.			NE		Algorithm converged.	NE	NE	NE		NE		Algorithm converged.	NE	NE
Infections and infestations	Periodontitis	<= 60	167	33.7	0	0.0	157	31.5	0	0.0	NE			NE	NE	NE		NE	NE	NE	NE		NE	NE	NE	NE	NE	NE		NE	NE	NE
Infections and infestations	Periodontitis	> 60	328	66.3	0	0.0	341	68.5	1	0.3		*	Quasi-complete separation of data points detected.				*	ERROR: The mean parameter is either invalid or at a limit of its range for some observations.			0.00		Algorithm converged.	0.00	NE	0.9999		>999.99		Algorithm converged.	0.00	NE
Infections and infestations	Peritonitis	<= 60	167	33.7	0	0.0	157	31.5	0	0.0	NE			NE	NE	NE		NE	NE	NE	NE		NE	NE	NE	NE	NE	NE		NE	NE	NE
Infections and infestations	Peritonitis	> 60	328	66.3	0	0.0	341	68.5	1	0.3		*	Quasi-complete separation of data points detected.				*	ERROR: The mean parameter is either invalid or at a limit of its range for some observations.			0.00		Algorithm converged.	0.00	NE	0.9999		>999.99		Algorithm converged.	0.00	NE
Infections and infestations	Pharyngitis	<= 60	167	33.7	2	1.2	157	31.5	1	0.6	1.89		Convergence criterion (GCONV=1E-8) satisfied.	0.17	21.06	0.006		Algorithm converged.	-0.015	0.026	1.88		Algorithm converged.	0.17	20.53	0.6047	0.3920	0.53		Algorithm converged.	0.05	5.81
Infections and infestations	Pharyngitis	> 60	328	66.3	1	0.3	341	68.5	0	0.0		*	Quasi-complete separation of data points detected.				*	WARNING: Negative of Hessian not positive definite.			NE		Algorithm converged.	NE	NE	NE		NE		Algorithm converged.	NE	NE
Infections and infestations	Pneumocystis jirovecii pneumonia	<= 60	167	33.7	0	0.0	157	31.5	0	0.0	NE			NE	NE	NE		NE	NE	NE	NE		NE	NE	NE	NE	1.0000	NE		NE	NE	NE
Infections and infestations	Pneumocystis jirovecii pneumonia	> 60	328	66.3	2	0.6	341	68.5	1	0.3	2.09		Convergence criterion (GCONV=1E-8) satisfied.	0.19	23.11	0.003		Algorithm converged.	-0.007	0.013	2.08		Algorithm converged.	0.19	22.82	0.5493		0.48		Algorithm converged.	0.04	5.28
Infections and infestations	Pneumonia	<= 60	167	33.7	9	5.4	157	31.5	12	7.6	0.69		Convergence criterion (GCONV=1E-8) satisfied.	0.28	1.68	-0.023		Algorithm converged.	-0.076	0.031	0.71		Algorithm converged.	0.31	1.63	0.4129	0.2678	1.42		Algorithm converged.	0.61	3.27
Infections and infestations	Pneumonia	> 60	328	66.3	37	11.3	341	68.5	32	9.4	1.23		Convergence criterion (GCONV=1E-8) satisfied.	0.75	2.02	0.019		Algorithm converged.	-0.027	0.065	1.20		Algorithm converged.	0.77	1.88	0.4209		0.83		Algorithm converged.	0.53	1.30
Infections and infestations	Pneumonia bacterial	<= 60	167	33.7	1	0.6	157	31.5	0	0.0		*	Quasi-complete separation of data points detected.				*	WARNING: Negative of Hessian not positive definite.			NE		Algorithm converged.	NE	NE	NE	NE	NE		Algorithm converged.	NE	NE
Infections and infestations	Pneumonia bacterial	> 60	328	66.3	0	0.0	341	68.5	0	0.0	NE			NE	NE	NE		NE	NE	NE	NE		NE	NE	NE	NE		NE		NE	NE	NE
Infections and infestations	Pneumonia klebsiella	<= 60	167	33.7	0	0.0	157	31.5	0	0.0	NE			NE	NE	NE		NE	NE	NE	NE		NE	NE	NE	NE	NE	NE		NE	NE	NE
Infections and infestations	Pneumonia klebsiella	> 60	328	66.3	0	0.0	341	68.5	1	0.3		*	Quasi-complete separation of data points detected.				*	ERROR: The mean parameter is either invalid or at a limit of its range for some observations.			0.00		Algorithm converged.	0.00	NE	0.9999		>999.99		Algorithm converged.	0.00	NE
Infections and infestations	Pneumonia pneumococcal	<= 60	167	33.7	0	0.0	157	31.5	0	0.0	NE			NE	NE	NE		NE	NE	NE	NE		NE	NE	NE	NE	NE	NE		NE	NE	NE
Infections and infestations	Pneumonia pneumococcal	> 60	328	66.3	1	0.3	341	68.5	0	0.0		*	Quasi-complete separation of data points detected.				*	WARNING: Negative of Hessian not positive definite.			NE		Algorithm converged.	NE	NE	NE		NE		Algorithm converged.	NE	NE
Infections and infestations	Pneumonia viral	<= 60	167	33.7	1	0.6	157	31.5	0	0.0		*	Quasi-complete separation of data points detected.				*	WARNING: Negative of Hessian not positive definite.			NE		Algorithm converged.	NE	NE	NE	NE	NE		Algorithm converged.	NE	NE
Infections and infestations	Pneumonia viral	> 60	328	66.3	0	0.0	341	68.5	0	0.0	NE			NE	NE	NE		NE	NE	NE	NE		NE	NE	NE	NE		NE		NE	NE	NE
Infections and infestations	Postoperative wound infection	<= 60	167	33.7	0	0.0	157	31.5	1	0.6		*	Quasi-complete separation of data points detected.				*	WARNING: The relative Hessian convergence criterion of 22.107627685 is greater than the limit of 0.0001. The convergence is questionable.			0.00		Algorithm converged.	0.00	NE	0.9999	1.0000	>999.99		Algorithm converged.	0.00	NE
Infections and infestations	Postoperative wound infection	> 60	328	66.3	0	0.0	341	68.5	1	0.3		*	Quasi-complete separation of data points detected.				*	ERROR: The mean parameter is either invalid or at a limit of its range for some observations.			0.00		Algorithm converged.	0.00	NE	0.9999		>999.99		Algorithm converged.	0.00	NE
Infections and infestations	Proctitis fungal	<= 60	167	33.7	0	0.0	157	31.5	0	0.0	NE			NE	NE	NE		NE	NE	NE	NE		NE	NE	NE	NE	NE	NE		NE	NE	NE
Infections and infestations	Proctitis fungal	> 60	328	66.3	0	0.0	341	68.5	1	0.3		*	Quasi-complete separation of data points detected.				*	ERROR: The mean parameter is either invalid or at a limit of its range for some observations.			0.00		Algorithm converged.	0.00	NE	0.9999		>999.99		Algorithm converged.	0.00	NE
Infections and infestations	Prostate infection	<= 60	167	33.7	0	0.0	157	31.5	1	0.6		*	Quasi-complete separation of data points detected.				*	WARNING: The relative Hessian convergence criterion of 22.107627839 is greater than the limit of 0.0001. The convergence is questionable.			0.00		Algorithm converged.	0.00	NE	0.9999	NE	>999.99		Algorithm converged.	0.00	NE

Infections and infestations	Prostate infection	> 60	328	66.3	0	0.0	341	68.5	0	0.0	NE			NE	NE	NE		NE	NE	NE	NE		NE	NE	NE	NE		NE		NE	NE	NE
Infections and infestations	Pseudomonas infection	<= 60	167	33.7	0	0.0	157	31.5	0	0.0	NE			NE	NE	NE		NE	NE	NE	NE		NE	NE	NE	NE	NE	NE		NE	NE	NE
Infections and infestations	Pseudomonas infection	> 60	328	66.3	0	0.0	341	68.5	1	0.3		*	Quasi-complete separation of data points detected.				*	ERROR: The mean parameter is either invalid or at a limit of its range for some observations.			0.00		Algorithm converged.	0.00	NE	0.9999		>999.99		Algorithm converged.	0.00	NE
Infections and infestations	Rectal abscess	<= 60	167	33.7	1	0.6	157	31.5	0	0.0		*	Quasi-complete separation of data points detected.				*	WARNING: Negative of Hessian not positive definite.			NE		Algorithm converged.	NE	NE	NE	NE	NE		Algorithm converged.	NE	NE
Infections and infestations	Rectal abscess	> 60	328	66.3	0	0.0	341	68.5	0	0.0	NE			NE	NE	NE		NE	NE	NE	NE		NE	NE	NE	NE		NE		NE	NE	NE
Infections and infestations	Respiratory tract infection	<= 60	167	33.7	4	2.4	157	31.5	3	1.9	1.26		Convergence criterion (GCONV=1E-8) satisfied.	0.28	5.72	0.005		Algorithm converged.	-0.027	0.036	1.25		Algorithm converged.	0.29	5.51	0.7649	0.9252	0.80		Algorithm converged.	0.18	3.51
Infections and infestations	Respiratory tract infection	> 60	328	66.3	4	1.2	341	68.5	3	0.9	1.39		Convergence criterion (GCONV=1E-8) satisfied.	0.31	6.26	0.003		Algorithm converged.	-0.012	0.019	1.39		Algorithm converged.	0.31	6.15	0.6674		0.72		Algorithm converged.	0.16	3.20
Infections and infestations	Rhinitis	<= 60	167	33.7	4	2.4	157	31.5	2	1.3	1.90		Convergence criterion (GCONV=1E-8) satisfied.	0.34	10.53	0.011		Algorithm converged.	-0.018	0.040	1.88		Algorithm converged.	0.35	10.12	0.4622	0.8741	0.53		Algorithm converged.	0.10	2.86
Infections and infestations	Rhinitis	> 60	328	66.3	14	4.3	341	68.5	9	2.6	1.64		Convergence criterion (GCONV=1E-8) satisfied.	0.70	3.85	0.016		Algorithm converged.	-0.011	0.044	1.62		Algorithm converged.	0.71	3.68	0.2526		0.62		Algorithm converged.	0.27	1.41
Infections and infestations	Rhinovirus infection	<= 60	167	33.7	0	0.0	157	31.5	0	0.0	NE			NE	NE	NE		NE	NE	NE	NE		NE	NE	NE	NE	NE	NE		NE	NE	NE
Infections and infestations	Rhinovirus infection	> 60	328	66.3	1	0.3	341	68.5	0	0.0		*	Quasi-complete separation of data points detected.				*	WARNING: Negative of Hessian not positive definite.			NE		Algorithm converged.	NE	NE	NE		NE		Algorithm converged.	NE	NE
Infections and infestations	Scrotal infection	<= 60	167	33.7	0	0.0	157	31.5	0	0.0	NE			NE	NE	NE		NE	NE	NE	NE		NE	NE	NE	NE	NE	NE		NE	NE	NE
Infections and infestations	Scrotal infection	> 60	328	66.3	0	0.0	341	68.5	1	0.3		*	Quasi-complete separation of data points detected.				*	ERROR: The mean parameter is either invalid or at a limit of its range for some observations.			0.00		Algorithm converged.	0.00	NE	0.9999		>999.99		Algorithm converged.	0.00	NE
Infections and infestations	Sepsis	<= 60	167	33.7	3	1.8	157	31.5	0	0.0		*	Quasi-complete separation of data points detected.				*	WARNING: Negative of Hessian not positive definite.			NE		Algorithm converged.	NE	NE	NE	0.0081	NE		Algorithm converged.	NE	NE
Infections and infestations	Sepsis	> 60	328	66.3	2	0.6	341	68.5	8	2.3	0.26		Convergence criterion (GCONV=1E-8) satisfied.	0.05	1.21	-0.017		Algorithm converged.	-0.036	0.001	0.26		Algorithm converged.	0.06	1.21	0.0868		3.85		Algorithm converged.	0.82	17.98
Infections and infestations	Septic shock	<= 60	167	33.7	0	0.0	157	31.5	0	0.0	NE			NE	NE	NE		NE	NE	NE	NE		NE	NE	NE	NE	NE	NE		NE	NE	NE
Infections and infestations	Septic shock	> 60	328	66.3	0	0.0	341	68.5	5	1.5		*	Quasi-complete separation of data points detected.				*	ERROR: The mean parameter is either invalid or at a limit of its range for some observations.			0.00		Algorithm converged.	0.00	NE	0.9999		>999.99		Algorithm converged.	0.00	NE
Infections and infestations	Sialoadenitis	<= 60	167	33.7	0	0.0	157	31.5	1	0.6		*	Quasi-complete separation of data points detected.				*	WARNING: The relative Hessian convergence criterion of 22.107627762 is greater than the limit of 0.0001. The convergence is questionable.			0.00		Algorithm converged.	0.00	NE	0.9999	NE	>999.99		Algorithm converged.	0.00	NE
Infections and infestations	Sialoadenitis	> 60	328	66.3	0	0.0	341	68.5	0	0.0	NE			NE	NE	NE		NE	NE	NE	NE		NE	NE	NE	NE		NE		NE	NE	NE
Infections and infestations	Sinusitis	<= 60	167	33.7	1	0.6	157	31.5	1	0.6	0.94		Convergence criterion (GCONV=1E-8) satisfied.	0.06	15.15	0.000		Algorithm converged.	-0.017	0.017	0.94		Algorithm converged.	0.06	14.90	0.9651	0.5366	1.06		Algorithm converged.	0.07	16.86
Infections and infestations	Sinusitis	> 60	328	66.3	5	1.5	341	68.5	2	0.6	2.62		Convergence criterion (GCONV=1E-8) satisfied.	0.51	13.62	0.009		Algorithm converged.	-0.006	0.025	2.60		Algorithm converged.	0.51	13.30	0.2516		0.38		Algorithm converged.	0.08	1.97
Infections and infestations	Sinusitis bacterial	<= 60	167	33.7	0	0.0	157	31.5	0	0.0	NE			NE	NE	NE		NE	NE	NE	NE		NE	NE	NE	NE	NE	NE		NE	NE	NE
Infections and infestations	Sinusitis bacterial	> 60	328	66.3	1	0.3	341	68.5	0	0.0		*	Quasi-complete separation of data points detected.				*	WARNING: Negative of Hessian not positive definite.			NE		Algorithm converged.	NE	NE	NE		NE		Algorithm converged.	NE	NE
Infections and infestations	Skin infection	<= 60	167	33.7	6	3.6	157	31.5	2	1.3	2.89		Convergence criterion (GCONV=1E-8) satisfied.	0.57	14.53	0.023		Algorithm converged.	-0.010	0.056	2.82		Algorithm converged.	0.58	13.77	0.1999	0.8363	0.35		Algorithm converged.	0.07	1.73
Infections and infestations	Skin infection	> 60	328	66.3	2	0.6	341	68.5	1	0.3	2.09		Convergence criterion (GCONV=1E-8) satisfied.	0.19	23.11	0.003		Algorithm converged.	-0.007	0.013	2.08		Algorithm converged.	0.19	22.82	0.5493		0.48		Algorithm converged.	0.04	5.28
Infections and infestations	Soft tissue infection	<= 60	167	33.7	0	0.0	157	31.5	0	0.0	NE			NE	NE	NE		NE	NE	NE	NE		NE	NE	NE	NE	NE	NE		NE	NE	NE
Infections and infestations	Soft tissue infection	> 60	328	66.3	1	0.3	341	68.5	0	0.0		*	Quasi-complete separation of data points detected.				*	WARNING: Negative of Hessian not positive definite.			NE		Algorithm converged.	NE	NE	NE		NE		Algorithm converged.	NE	NE
Infections and infestations	Staphylococcal infection	<= 60	167	33.7	1	0.6	157	31.5	0	0.0		*	Quasi-complete separation of data points detected.				*	WARNING: Negative of Hessian not positive definite.			NE		Algorithm converged.	NE	NE	NE	0.1455	NE		Algorithm converged.	NE	NE
Infections and infestations	Staphylococcal infection	> 60	328	66.3	1	0.3	341	68.5	3	0.9	0.34		Convergence criterion (GCONV=1E-8) satisfied.	0.04	3.33	-0.006		Algorithm converged.	-0.017	0.006	0.35		Algorithm converged.	0.04	3.31	0.3577		2.89		Algorithm converged.	0.30	27.60
Infections and infestations	Staphylococcal sepsis	<= 60	167	33.7	0	0.0	157	31.5	0	0.0	NE			NE	NE	NE		NE	NE	NE	NE		NE	NE	NE	NE	NE	NE		NE	NE	NE
Infections and infestations	Staphylococcal sepsis	> 60	328	66.3	1	0.3	341	68.5	0	0.0		*	Quasi-complete separation of data points detected.				*	WARNING: Negative of Hessian not positive definite.			NE		Algorithm converged.	NE	NE	NE		NE		Algorithm converged.	NE	NE
Infections and infestations	Stenotrophomonas infection	<= 60	167	33.7	0	0.0	157	31.5	0	0.0	NE			NE	NE	NE		NE	NE	NE	NE		NE	NE	NE	NE	NE	NE		NE	NE	NE
Infections and infestations	Stenotrophomonas infection	> 60	328	66.3	0	0.0	341	68.5	1	0.3		*	Quasi-complete separation of data points detected.				*	ERROR: The mean parameter is either invalid or at a limit of its range for some observations.			0.00		Algorithm converged.	0.00	NE	0.9999		>999.99		Algorithm converged.	0.00	NE
Infections and infestations	Stoma site infection	<= 60	167	33.7	0	0.0	157	31.5	0	0.0	NE			NE	NE	NE		NE	NE	NE	NE		NE	NE	NE	NE	NE	NE		NE	NE	NE
Infections and infestations	Stoma site infection	> 60	328	66.3	1	0.3	341	68.5	0	0.0		*	Quasi-complete separation of data points detected.				*	WARNING: Negative of Hessian not positive definite.			NE		Algorithm converged.	NE	NE	NE		NE		Algorithm converged.	NE	NE
Infections and infestations	Suspected COVID-19	<= 60	167	33.7	1	0.6	157	31.5	0	0.0		*	Quasi-complete separation of data points detected.				*	WARNING: Negative of Hessian not positive definite.			NE		Algorithm converged.	NE	NE	NE	NE	NE		Algorithm converged.	NE	NE
Infections and infestations	Suspected COVID-19	> 60	328	66.3	0	0.0	341	68.5	0	0.0	NE			NE	NE	NE		NE	NE	NE	NE		NE	NE	NE	NE		NE		NE	NE	NE
Infections and infestations	Systemic candida	<= 60	167	33.7	0	0.0	157	31.5	0	0.0	NE			NE	NE	NE		NE	NE	NE	NE		NE	NE	NE	NE	NE	NE		NE	NE	NE
Infections and infestations	Systemic candida	> 60	328	66.3	0	0.0	341	68.5	1	0.3		*	Quasi-complete separation of data points detected.				*	ERROR: The mean parameter is either invalid or at a limit of its range for some observations.			0.00		Algorithm converged.	0.00	NE	0.9999		>999.99		Algorithm converged.	0.00	NE
Infections and infestations	Tinea cruris	<= 60	167	33.7	1	0.6	157	31.5	0	0.0		*	Quasi-complete separation of data points detected.				*	WARNING: Negative of Hessian not positive definite.			NE		Algorithm converged.	NE	NE	NE	1.0000	NE		Algorithm converged.	NE	NE
Infections and infestations	Tinea cruris	> 60	328	66.3	1	0.3	341	68.5	0	0.0		*	Quasi-complete separation of data points detected.				*	WARNING: Negative of Hessian not positive definite.			NE		Algorithm converged.	NE	NE	NE		NE		Algorithm converged.	NE	NE
Infections and infestations	Tinea pedis	<= 60	167	33.7	0	0.0	157	31.5	1	0.6		*	Quasi-complete separation of data points detected.				*	WARNING: The relative Hessian convergence criterion of 22.107627762 is greater than the limit of 0.0001. The convergence is questionable.			0.00		Algorithm converged.	0.00	NE	0.9999	0.0897	>999.99		Algorithm converged.	0.00	NE
Infections and infestations	Tinea pedis	> 60	328	66.3	1	0.3	341	68.5	0	0.0		*	Quasi-complete separation of data points detected.				*	WARNING: Negative of Hessian not positive definite.			NE		Algorithm converged.	NE	NE	NE		NE		Algorithm converged.	NE	NE
Infections and infestations	Tongue fungal infection	<= 60	167	33.7	0	0.0	157	31.5	0	0.0	NE			NE	NE	NE		NE	NE	NE	NE		NE	NE	NE	NE	1.0000	NE		NE	NE	NE
Infections and infestations	Tongue fungal infection	> 60	328	66.3	1	0.3	341	68.5	2	0.6	0.52		Convergence criterion (GCONV=1E-8) satisfied.	0.05	5.74	-0.003		Algorithm converged.	-0.013	0.007	0.52		Algorithm converged.	0.05	5.71	0.5925		1.92		Algorithm converged.	0.18	21.11
Infections and infestations	Tonsillitis	<= 60	167	33.7	0	0.0	157	31.5	0	0.0	NE			NE	NE	NE		NE	NE	NE	NE		NE	NE	NE	NE	NE	NE		NE	NE	NE
Infections and infestations	Tonsillitis	> 60	328	66.3	1	0.3	341	68.5	0	0.0		*	Quasi-complete separation of data points detected.				*	WARNING: Negative of Hessian not positive definite.			NE		Algorithm converged.	NE	NE	NE		NE		Algorithm converged.	NE	NE
Infections and infestations	Tooth abscess	<= 60	167	33.7	0	0.0	157	31.5	0	0.0	NE			NE	NE	NE		NE	NE	NE	NE		NE	NE	NE	NE	NE	NE		NE	NE	NE
Infections and infestations	Tooth abscess	> 60	328	66.3	4	1.2	341	68.5	0	0.0		*	Quasi-complete separation of data points detected.				*	WARNING: Negative of Hessian not positive definite.			NE		Algorithm converged.	NE	NE	NE		NE		Algorithm converged.	NE	NE
Infections and infestations	Tooth infection	<= 60	167	33.7	0	0.0	157	31.5	0	0.0	NE			NE	NE	NE		NE	NE	NE	NE		NE	NE	NE	NE	1.0000	NE		NE	NE	NE
Infections and infestations	Tooth infection	> 60	328	66.3	3	0.9	341	68.5	2	0.6	1.56		Convergence criterion (GCONV=1E-8) satisfied.	0.26	9.42	0.003		Algorithm converged.	-0.010	0.016	1.56		Algorithm converged.	0.26	9.27	0.6252		0.64		Algorithm converged.	0.11	3.81
Infections and infestations	Tracheitis	<= 60	167	33.7	0	0.0	157	31.5	2	1.3		*	Quasi-complete separation of data points detected.				*	WARNING: The relative Hessian convergence criterion of 14.109054161 is greater than the limit of 0.0001. The convergence is questionable.			0.00		Algorithm converged.	0.00	NE	0.9999	1.0000	>999.99		Algorithm converged.	0.00	NE
Infections and infestations	Tracheitis	> 60	328	66.3	0	0.0	341	68.5	1	0.3		*	Quasi-complete separation of data points detected.				*	ERROR: The mean parameter is either invalid or at a limit of its range for some observations.			0.00		Algorithm converged.	0.00	NE	0.9999		>999.99		Algorithm converged.	0.00	NE
Infections and infestations	Tracheobronchitis	<= 60	167	33.7	0	0.0	157	31.5	0	0.0	NE			NE	NE	NE		NE	NE	NE	NE		NE	NE	NE	NE	NE	NE		NE	NE	NE
Infections and infestations	Tracheobronchitis	> 60	328	66.3	1	0.3	341	68.5	0	0.0		*	Quasi-complete separation of data points detected.				*	WARNING: Negative of Hessian not positive definite.			NE		Algorithm converged.	NE	NE	NE		NE		Algorithm converged.	NE	NE
Infections and infestations	Tuberculosis	<= 60	167	33.7	0	0.0	157	31.5	1	0.6		*	Quasi-complete separation of data points detected.				*	WARNING: The relative Hessian convergence criterion of 22.107627839 is greater than the limit of 0.0001. The convergence is questionable.			0.00		Algorithm converged.	0.00	NE	0.9999	NE	>999.99		Algorithm converged.	0.00	NE
Infections and infestations	Tuberculosis	> 60	328	66.3	0	0.0	341	68.5	0	0.0	NE			NE	NE	NE		NE	NE	NE	NE		NE	NE	NE	NE		NE		NE	NE	NE
Infections and infestations	Upper respiratory tract infection	<= 60	167	33.7	15	9.0	157	31.5	16	10.2	0.87		Convergence criterion (GCONV=1E-8) satisfied.	0.41	1.82	-0.012		Algorithm converged.	-0.076	0.052	0.88		Algorithm converged.	0.45	1.72	0.7118	0.5853	1.13		Algorithm converged.	0.58	2.22
Infections and infestations	Upper respiratory tract infection	> 60	328	66.3	20	6.1	341	68.5	30	8.8	0.67		Convergence criterion (GCONV=1E-8) satisfied.	0.37	1.21	-0.027		Algorithm converged.	-0.067	0.013	0.69		Algorithm converged.	0.40	1.20	0.1875		1.44		Algorithm converged.	0.84	2.49
Infections and infestations	Upper respiratory tract infection bacterial	<= 60	167	33.7	0	0.0	157	31.5	0	0.0	NE			NE	NE	NE		NE	NE	NE	NE		NE	NE	NE	NE	NE	NE		NE	NE	NE
Infections and infestations	Upper respiratory tract infection bacterial	> 60	328	66.3	0	0.0	341	68.5	1	0.3		*	Quasi-complete separation of data points detected.				*	ERROR: The mean parameter is either invalid or at a limit of its range for some observations.			0.00		Algorithm converged.	0.00	NE	0.9999		>999.99		Algorithm converged.	0.00	NE
Infections and infestations	Urethritis	<= 60	167	33.7	0	0.0	157	31.5	0	0.0	NE			NE	NE	NE		NE	NE	NE	NE		NE	NE	NE	NE	NE	NE		NE	NE	NE
Infections and infestations	Urethritis	> 60	328	66.3	0	0.0	341	68.5	1	0.3		*	Quasi-complete separation of data points detected.				*	ERROR: The mean parameter is either invalid or at a limit of its range for some observations.			0.00		Algorithm converged.	0.00	NE	0.9999		>999.99		Algorithm converged.	0.00	NE
Infections and infestations	Urinary tract infection	<= 60	167	33.7	12	7.2	157	31.5	4	2.5	2.96		Convergence criterion (GCONV=1E-8) satisfied.	0.93	9.38	0.046		Algorithm converged.	0.000	0.093	2.82		Algorithm converged.	0.93	8.56	0.0672	0.1516	0.35		Algorithm converged.	0.12	1.08
Infections and infestations	Urinary tract infection	> 60	328	66.3	25	7.6	341	68.5	22	6.5	1.20		Convergence criterion (GCONV=1E-8) satisfied.	0.66	2.17	0.012		Algorithm converged.	-0.027	0.050	1.18		Algorithm converged.	0.68	2.05	0.5543		0.85		Algorithm converged.	0.49	1.47
Infections and infestations	Urinary tract infection bacterial	<= 60	167	33.7	0	0.0	157	31.5	0	0.0	NE			NE	NE	NE		NE	NE	NE	NE		NE	NE	NE	NE	NE	NE		NE	NE	NE
Infections and infestations	Urinary tract infection bacterial	> 60	328	66.3	1	0.3	341	68.5	0	0.0		*	Quasi-complete separation of data points detected.				*	WARNING: The relative Hessian convergence criterion of 50.209912281 is greater than the limit of 0.0001. The convergence is questionable.			NE		Algorithm converged.	NE	NE	NE		NE		Algorithm converged.	NE	NE
Infections and infestations	Urinary tract infection enterococcal	<= 60	167	33.7	0	0.0	157	31.5	0	0.0	NE			NE	NE	NE		NE	NE	NE	NE		NE	NE	NE	NE	NE	NE		NE	NE	NE
Infections and infestations	Urinary tract infection enterococcal	> 60	328	66.3	1	0.3	341	68.5	0	0.0		*	Quasi-complete separation of data points detected.				*	WARNING: Negative of Hessian not positive definite.			NE		Algorithm converged.	NE	NE	NE		NE		Algorithm converged.	NE	NE
Infections and infestations	Vaginal infection	<= 60	167	33.7	1	0.6	157	31.5	2	1.3	0.47		Convergence criterion (GCONV=1E-8) satisfied.	0.04	5.20	-0.007		Algorithm converged.	-0.028	0.014	0.47		Algorithm converged.	0.04	5.13	0.5360	1.0000	2.13		Algorithm converged.	0.19	23.23
Infections and infestations	Vaginal infection	> 60	328	66.3	0	0.0	341	68.5	0	0.0	NE			NE	NE	NE		NE	NE	NE	NE		NE	NE	NE	NE		NE		NE	NE	NE
Infections and infestations	Vascular access site cellulitis	<= 60	167	33.7	0	0.0	157	31.5	0	0.0	NE			NE	NE	NE		NE	NE	NE	NE		NE	NE	NE	NE	NE	NE		NE	NE	NE
Infections and infestations	Vascular access site cellulitis	> 60	328	66.3	1	0.3	341	68.5	0	0.0		*	Quasi-complete separation of data points detected.				*	WARNING: Negative of Hessian not positive definite.			NE		Algorithm converged.	NE	NE	NE		NE		Algorithm converged.	NE	NE
Infections and infestations	Vascular device infection	<= 60	167	33.7	2	1.2	157	31.5	0	0.0		*	Quasi-complete separation of data points detected.				*	WARNING: Negative of Hessian not positive definite.			NE		Algorithm converged.	NE	NE	NE	1.0000	NE		Algorithm converged.	NE	NE
Infections and infestations	Vascular device infection	> 60	328	66.3	2	0.6	341	68.5	0	0.0		*	Quasi-complete separation of data points detected.				*	WARNING: Negative of Hessian not positive definite.			NE		Algorithm converged.	NE	NE	NE		NE		Algorithm converged.	NE	NE
Infections and infestations	Viraemia	<= 60	167	33.7	0	0.0	157	31.5	1	0.6		*	Quasi-complete separation of data points detected.				*	WARNING: The relative Hessian convergence criterion of 22.107627762 is greater than the limit of 0.0001. The convergence is questionable.			0.00		Algorithm converged.	0.00	NE	0.9999	NE	>999.99		Algorithm converged.	0.00	NE
Infections and infestations	Viraemia	> 60	328	66.3	0	0.0	341	68.5	0	0.0	NE			NE	NE	NE		NE	NE	NE	NE		NE	NE	NE	NE		NE		NE	NE	NE
Infections and infestations	Viral infection	<= 60	167	33.7	1	0.6	157	31.5	0	0.0		*	Quasi-complete separation of data points detected.				*	WARNING: Negative of Hessian not positive definite.			NE		Algorithm converged.	NE	NE	NE	1.0000	NE		Algorithm converged.	NE	NE
Infections and infestations	Viral infection	> 60	328	66.3	1	0.3	341	68.5	0	0.0		*	Quasi-complete separation of data points detected.				*	WARNING: Negative of Hessian not positive definite.			NE		Algorithm converged.	NE	NE	NE		NE		Algorithm converged.	NE	NE
Infections and infestations	Vulvovaginal mycotic infection	<= 60	167	33.7	1	0.6	157	31.5	0	0.0		*	Quasi-complete separation of data points detected.				*	WARNING: Negative of Hessian not positive definite.			NE		Algorithm converged.	NE	NE	NE	0.4267	NE		Algorithm converged.	NE	NE
Infections and infestations	Vulvovaginal mycotic infection	> 60	328	66.3	2	0.6	341	68.5	1	0.3	2.09		Convergence criterion (GCONV=1E-8) satisfied.	0.19	23.11	0.003		Algorithm converged.	-0.007	0.013	2.08		Algorithm converged.	0.19	22.82	0.5493		0.48		Algorithm converged.	0.04	5.28
Infections and infestations	Wound infection	<= 60	167	33.7	0	0.0	157	31.5	0	0.0	NE			NE	NE	NE		NE	NE	NE	NE		NE	NE	NE	NE	NE	NE		NE	NE	NE
Infections and infestations	Wound infection	> 60	328	66.3	0	0.0	341	68.5	1	0.3		*	Quasi-complete separation of data points detected.				*	ERROR: The mean parameter is either invalid or at a limit of its range for some observations.			0.00		Algorithm converged.	0.00	NE	0.9999		>999.99		Algorithm converged.	0.00	NE
Infections and infestations	Wound infection bacterial	<= 60	167	33.7	0	0.0	157	31.5	0	0.0	NE			NE	NE	NE		NE	NE	NE	NE		NE	NE	NE	NE	NE	NE		NE	NE	NE
Infections and infestations	Wound infection bacterial	> 60	328	66.3	0	0.0	341	68.5	2	0.6		*	Quasi-complete separation of data points detected.				*	ERROR: The mean parameter is either invalid or at a limit of its range for some observations.			0.00		Algorithm converged.	0.00	NE	0.9999		>999.99		Algorithm converged.	0.00	NE
Injury, poisoning and procedural complications		<= 60	167	33.7	11	6.6	157	31.5	10	6.4	1.04		Convergence criterion (GCONV=1E-8) satisfied.	0.43	2.51	0.002		Algorithm converged.	-0.051	0.056	1.03		Algorithm converged.	0.45	2.37	0.9367	0.7153	0.97		Algorithm converged.	0.42	2.21
Injury, poisoning and procedural complications		> 60	328	66.3	36	11.0	341	68.5	43	12.6	0.85		Convergence criterion (GCONV=1E-8) satisfied.	0.53	1.37	-0.016		Algorithm converged.	-0.065	0.033	0.87		Algorithm converged.	0.57	1.32	0.5131		1.15		Algorithm converged.	0.76	1.74
Injury, poisoning and procedural complications	Arthropod bite	<= 60	167	33.7	0	0.0	157	31.5	0	0.0	NE			NE	NE	NE		NE	NE	NE	NE		NE	NE	NE	NE	NE	NE		NE	NE	NE
Injury, poisoning and procedural complications	Arthropod bite	> 60	328	66.3	1	0.3	341	68.5	0	0.0		*	Quasi-complete separation of data points detected.				*	WARNING: Negative of Hessian not positive definite.			NE		Algorithm converged.	NE	NE	NE		NE		Algorithm converged.	NE	NE
Injury, poisoning and procedural complications	Chest injury	<= 60	167	33.7	1	0.6	157	31.5	0	0.0		*	Quasi-complete separation of data points detected.				*	WARNING: Negative of Hessian not positive definite.			NE		Algorithm converged.	NE	NE	NE	NE	NE		Algorithm converged.	NE	NE
Injury, poisoning and procedural complications	Chest injury	> 60	328	66.3	0	0.0	341	68.5	0	0.0	NE			NE	NE	NE		NE	NE	NE	NE		NE	NE	NE	NE		NE		NE	NE	NE
Injury, poisoning and procedural complications	Compression fracture	<= 60	167	33.7	0	0.0	157	31.5	0	0.0	NE			NE	NE	NE		NE	NE	NE	NE		NE	NE	NE	NE	NE	NE		NE	NE	NE
Injury, poisoning and procedural complications	Compression fracture	> 60	328	66.3	1	0.3	341	68.5	0	0.0		*	Quasi-complete separation of data points detected.				*	WARNING: Negative of Hessian not positive definite.			NE		Algorithm converged.	NE	NE	NE		NE		Algorithm converged.	NE	NE
Injury, poisoning and procedural complications	Concussion	<= 60	167	33.7	0	0.0	157	31.5	0	0.0	NE			NE	NE	NE		NE	NE	NE	NE		NE	NE	NE	NE	NE	NE		NE	NE	NE
Injury, poisoning and procedural complications	Concussion	> 60	328	66.3	0	0.0	341	68.5	1	0.3		*	Quasi-complete separation of data points detected.				*	ERROR: The mean parameter is either invalid or at a limit of its range for some observations.			0.00		Algorithm converged.	0.00	NE	0.9999		>999.99		Algorithm converged.	0.00	NE
Injury, poisoning and procedural complications	Contusion	<= 60	167	33.7	0	0.0	157	31.5	2	1.3		*	Quasi-complete separation of data points detected.				*	WARNING: The relative Hessian convergence criterion of 14.109054211 is greater than the limit of 0.0001. The convergence is questionable.			0.00		Algorithm converged.	0.00	NE	0.9999	0.0443	>999.99		Algorithm converged.	0.00	NE
Injury, poisoning and procedural complications	Contusion	> 60	328	66.3	3	0.9	341	68.5	1	0.3	3.14		Convergence criterion (GCONV=1E-8) satisfied.	0.32	30.32	0.006		Algorithm converged.	-0.006	0.018	3.12		Algorithm converged.	0.33	29.83	0.3235		0.32		Algorithm converged.	0.03	3.07
Injury, poisoning and procedural complications	Corneal abrasion	<= 60	167	33.7	0	0.0	157	31.5	1	0.6		*	Quasi-complete separation of data points detected.				*	WARNING: The relative Hessian convergence criterion of 22.107627685 is greater than the limit of 0.0001. The convergence is questionable.			0.00		Algorithm converged.	0.00	NE	0.9999	NE	>999.99		Algorithm converged.	0.00	NE
Injury, poisoning and procedural complications	Corneal abrasion	> 60	328	66.3	0	0.0	341	68.5	0	0.0	NE			NE	NE	NE		NE	NE	NE	NE		NE	NE	NE	NE		NE		NE	NE	NE
Injury, poisoning and procedural complications	Eschar	<= 60	167	33.7	0	0.0	157	31.5	0	0.0	NE			NE	NE	NE		NE	NE	NE	NE		NE	NE	NE	NE	NE	NE		NE	NE	NE
Injury, poisoning and procedural complications	Eschar	> 60	328	66.3	1	0.3	341	68.5	0	0.0		*	Quasi-complete separation of data points detected.				*	WARNING: Negative of Hessian not positive definite.			NE		Algorithm converged.	NE	NE	NE		NE		Algorithm converged.	NE	NE
Injury, poisoning and procedural complications	Eye contusion	<= 60	167	33.7	0	0.0	157	31.5	0	0.0	NE			NE	NE	NE		NE	NE	NE	NE		NE	NE	NE	NE	NE	NE		NE	NE	NE
Injury, poisoning and procedural complications	Eye contusion	> 60	328	66.3	0	0.0	341	68.5	1	0.3		*	Quasi-complete separation of data points detected.				*	ERROR: The mean parameter is either invalid or at a limit of its range for some observations.			0.00		Algorithm converged.	0.00	NE	0.9999		>999.99		Algorithm converged.	0.00	NE

Injury, poisoning and procedural complications	Eye injury	<= 60	167	33.7	0	0.0	157	31.5	0	0.0	NE			NE	NE	NE		NE	NE	NE	NE		NE	NE	NE	NE	NE	NE		NE	NE	NE
Injury, poisoning and procedural complications	Eye injury	> 60	328	66.3	1	0.3	341	68.5	0	0.0		*	Quasi-complete separation of data points detected.				*	WARNING: Negative of Hessian not positive definite.			NE		Algorithm converged.	NE	NE	NE		NE		Algorithm converged.	NE	NE
Injury, poisoning and procedural complications	Fall	<= 60	167	33.7	0	0.0	157	31.5	1	0.6		*	Quasi-complete separation of data points detected.				*	WARNING: The relative Hessian convergence criterion of 22.107627762 is greater than the limit of 0.0001. The convergence is questionable.			0.00		Algorithm converged.	0.00	NE	0.9999	0.3920	>999.99		Algorithm converged.	0.00	NE
Injury, poisoning and procedural complications	Fall	> 60	328	66.3	5	1.5	341	68.5	12	3.5	0.42		Convergence criterion (GCONV=1E-8) satisfied.	0.15	1.22	-0.020		Algorithm converged.	-0.044	0.004	0.43		Algorithm converged.	0.15	1.22	0.1122		2.31		Algorithm converged.	0.82	6.48
Injury, poisoning and procedural complications	Foot fracture	<= 60	167	33.7	0	0.0	157	31.5	0	0.0	NE			NE	NE	NE		NE	NE	NE	NE		NE	NE	NE	NE	NE	NE		NE	NE	NE
Injury, poisoning and procedural complications	Foot fracture	> 60	328	66.3	1	0.3	341	68.5	0	0.0		*	Quasi-complete separation of data points detected.				*	WARNING: Negative of Hessian not positive definite.			NE		Algorithm converged.	NE	NE	NE		NE		Algorithm converged.	NE	NE
Injury, poisoning and procedural complications	Head injury	<= 60	167	33.7	0	0.0	157	31.5	0	0.0	NE			NE	NE	NE		NE	NE	NE	NE		NE	NE	NE	NE	NE	NE		NE	NE	NE
Injury, poisoning and procedural complications	Head injury	> 60	328	66.3	1	0.3	341	68.5	0	0.0		*	Quasi-complete separation of data points detected.				*	WARNING: Negative of Hessian not positive definite.			NE		Algorithm converged.	NE	NE	NE		NE		Algorithm converged.	NE	NE
Injury, poisoning and procedural complications	Hip fracture	<= 60	167	33.7	0	0.0	157	31.5	0	0.0	NE			NE	NE	NE		NE	NE	NE	NE		NE	NE	NE	NE	1.0000	NE		NE	NE	NE
Injury, poisoning and procedural complications	Hip fracture	> 60	328	66.3	1	0.3	341	68.5	3	0.9	0.34		Convergence criterion (GCONV=1E-8) satisfied.	0.04	3.33	-0.006		Algorithm converged.	-0.017	0.006	0.35		Algorithm converged.	0.04	3.31	0.3577		2.89		Algorithm converged.	0.30	27.60
Injury, poisoning and procedural complications	Incision site swelling	<= 60	167	33.7	1	0.6	157	31.5	0	0.0		*	Quasi-complete separation of data points detected.				*	WARNING: Negative of Hessian not positive definite.			NE		Algorithm converged.	NE	NE	NE	NE	NE		Algorithm converged.	NE	NE
Injury, poisoning and procedural complications	Incision site swelling	> 60	328	66.3	0	0.0	341	68.5	0	0.0	NE			NE	NE	NE		NE	NE	NE	NE		NE	NE	NE	NE		NE		NE	NE	NE
Injury, poisoning and procedural complications	Infusion related reaction	<= 60	167	33.7	1	0.6	157	31.5	1	0.6	0.94		Convergence criterion (GCONV=1E-8) satisfied.	0.06	15.15	0.000		Algorithm converged.	-0.017	0.017	0.94		Algorithm converged.	0.06	14.90	0.9651	0.9598	1.06		Algorithm converged.	0.07	16.86
Injury, poisoning and procedural complications	Infusion related reaction	> 60	328	66.3	1	0.3	341	68.5	1	0.3	1.04		Convergence criterion (GCONV=1E-8) satisfied.	0.06	16.69	0.000		Algorithm converged.	-0.008	0.008	1.04		Algorithm converged.	0.07	16.55	0.9780		0.96		Algorithm converged.	0.06	15.31
Injury, poisoning and procedural complications	Injury	<= 60	167	33.7	0	0.0	157	31.5	1	0.6		*	Quasi-complete separation of data points detected.				*	WARNING: The relative Hessian convergence criterion of 22.107627839 is greater than the limit of 0.0001. The convergence is questionable.			0.00		Algorithm converged.	0.00	NE	0.9999	0.1757	>999.99		Algorithm converged.	0.00	NE
Injury, poisoning and procedural complications	Injury	> 60	328	66.3	2	0.6	341	68.5	1	0.3	2.09		Convergence criterion (GCONV=1E-8) satisfied.	0.19	23.11	0.003		Algorithm converged.	-0.007	0.013	2.08		Algorithm converged.	0.19	22.82	0.5493		0.48		Algorithm converged.	0.04	5.28
Injury, poisoning and procedural complications	Joint dislocation	<= 60	167	33.7	0	0.0	157	31.5	0	0.0	NE			NE	NE	NE		NE	NE	NE	NE		NE	NE	NE	NE	NE	NE		NE	NE	NE
Injury, poisoning and procedural complications	Joint dislocation	> 60	328	66.3	0	0.0	341	68.5	1	0.3		*	Quasi-complete separation of data points detected.				*	ERROR: The mean parameter is either invalid or at a limit of its range for some observations.			0.00		Algorithm converged.	0.00	NE	0.9999		>999.99		Algorithm converged.	0.00	NE
Injury, poisoning and procedural complications	Ligament sprain	<= 60	167	33.7	0	0.0	157	31.5	1	0.6		*	Quasi-complete separation of data points detected.				*	WARNING: The relative Hessian convergence criterion of 22.107627839 is greater than the limit of 0.0001. The convergence is questionable.			0.00		Algorithm converged.	0.00	NE	0.9999	0.2905	>999.99		Algorithm converged.	0.00	NE
Injury, poisoning and procedural complications	Ligament sprain	> 60	328	66.3	1	0.3	341	68.5	1	0.3	1.04		Convergence criterion (GCONV=1E-8) satisfied.	0.06	16.69	0.000		Algorithm converged.	-0.008	0.008	1.04		Algorithm converged.	0.07	16.55	0.9780		0.96		Algorithm converged.	0.06	15.31
Injury, poisoning and procedural complications	Limb injury	<= 60	167	33.7	1	0.6	157	31.5	0	0.0		*	Quasi-complete separation of data points detected.				*	WARNING: Negative of Hessian not positive definite.			NE		Algorithm converged.	NE	NE	NE	1.0000	NE		Algorithm converged.	NE	NE
Injury, poisoning and procedural complications	Limb injury	> 60	328	66.3	2	0.6	341	68.5	0	0.0		*	Quasi-complete separation of data points detected.				*	WARNING: Negative of Hessian not positive definite.			NE		Algorithm converged.	NE	NE	NE		NE		Algorithm converged.	NE	NE
Injury, poisoning and procedural complications	Lip injury	<= 60	167	33.7	0	0.0	157	31.5	0	0.0	NE			NE	NE	NE		NE	NE	NE	NE		NE	NE	NE	NE	NE	NE		NE	NE	NE
Injury, poisoning and procedural complications	Lip injury	> 60	328	66.3	2	0.6	341	68.5	0	0.0		*	Quasi-complete separation of data points detected.				*	WARNING: Negative of Hessian not positive definite.			NE		Algorithm converged.	NE	NE	NE		NE		Algorithm converged.	NE	NE
Injury, poisoning and procedural complications	Lower limb fracture	<= 60	167	33.7	0	0.0	157	31.5	0	0.0	NE			NE	NE	NE		NE	NE	NE	NE		NE	NE	NE	NE	NE	NE		NE	NE	NE
Injury, poisoning and procedural complications	Lower limb fracture	> 60	328	66.3	1	0.3	341	68.5	0	0.0		*	Quasi-complete separation of data points detected.				*	WARNING: Negative of Hessian not positive definite.			NE		Algorithm converged.	NE	NE	NE		NE		Algorithm converged.	NE	NE
Injury, poisoning and procedural complications	Lumbar vertebral fracture	<= 60	167	33.7	0	0.0	157	31.5	0	0.0	NE			NE	NE	NE		NE	NE	NE	NE		NE	NE	NE	NE	NE	NE		NE	NE	NE
Injury, poisoning and procedural complications	Lumbar vertebral fracture	> 60	328	66.3	0	0.0	341	68.5	1	0.3		*	Quasi-complete separation of data points detected.				*	ERROR: The mean parameter is either invalid or at a limit of its range for some observations.			0.00		Algorithm converged.	0.00	NE	0.9999		>999.99		Algorithm converged.	0.00	NE
Injury, poisoning and procedural complications	Meningitis chemical	<= 60	167	33.7	0	0.0	157	31.5	0	0.0	NE			NE	NE	NE		NE	NE	NE	NE		NE	NE	NE	NE	NE	NE		NE	NE	NE
Injury, poisoning and procedural complications	Meningitis chemical	> 60	328	66.3	0	0.0	341	68.5	1	0.3		*	Quasi-complete separation of data points detected.				*	ERROR: The mean parameter is either invalid or at a limit of its range for some observations.			0.00		Algorithm converged.	0.00	NE	0.9999		>999.99		Algorithm converged.	0.00	NE
Injury, poisoning and procedural complications	Meniscus injury	<= 60	167	33.7	0	0.0	157	31.5	0	0.0	NE			NE	NE	NE		NE	NE	NE	NE		NE	NE	NE	NE	NE	NE		NE	NE	NE
Injury, poisoning and procedural complications	Meniscus injury	> 60	328	66.3	1	0.3	341	68.5	0	0.0		*	Quasi-complete separation of data points detected.				*	WARNING: Negative of Hessian not positive definite.			NE		Algorithm converged.	NE	NE	NE		NE		Algorithm converged.	NE	NE
Injury, poisoning and procedural complications	Muscle rupture	<= 60	167	33.7	0	0.0	157	31.5	1	0.6		*	Quasi-complete separation of data points detected.				*	WARNING: The relative Hessian convergence criterion of 22.107627762 is greater than the limit of 0.0001. The convergence is questionable.			0.00		Algorithm converged.	0.00	NE	0.9999	NE	>999.99		Algorithm converged.	0.00	NE
Injury, poisoning and procedural complications	Muscle rupture	> 60	328	66.3	0	0.0	341	68.5	0	0.0	NE			NE	NE	NE		NE	NE	NE	NE		NE	NE	NE	NE		NE		NE	NE	NE
Injury, poisoning and procedural complications	Penis injury	<= 60	167	33.7	0	0.0	157	31.5	0	0.0	NE			NE	NE	NE		NE	NE	NE	NE		NE	NE	NE	NE	NE	NE		NE	NE	NE
Injury, poisoning and procedural complications	Penis injury	> 60	328	66.3	0	0.0	341	68.5	1	0.3		*	Quasi-complete separation of data points detected.				*	ERROR: The mean parameter is either invalid or at a limit of its range for some observations.			0.00		Algorithm converged.	0.00	NE	0.9999		>999.99		Algorithm converged.	0.00	NE
Injury, poisoning and procedural complications	Peroneal nerve injury	<= 60	167	33.7	0	0.0	157	31.5	0	0.0	NE			NE	NE	NE		NE	NE	NE	NE		NE	NE	NE	NE	NE	NE		NE	NE	NE
Injury, poisoning and procedural complications	Peroneal nerve injury	> 60	328	66.3	2	0.6	341	68.5	0	0.0		*	Quasi-complete separation of data points detected.				*	WARNING: Negative of Hessian not positive definite.			NE		Algorithm converged.	NE	NE	NE		NE		Algorithm converged.	NE	NE
Injury, poisoning and procedural complications	Post lumbar puncture syndrome	<= 60	167	33.7	2	1.2	157	31.5	0	0.0		*	Quasi-complete separation of data points detected.				*	ERROR: Error in computing the link function, its derivatives, or the variance function.			NE		Algorithm converged.	NE	NE	NE	0.1605	NE		Algorithm converged.	NE	NE
Injury, poisoning and procedural complications	Post lumbar puncture syndrome	> 60	328	66.3	2	0.6	341	68.5	2	0.6	1.04		Convergence criterion (GCONV=1E-8) satisfied.	0.15	7.42	0.000		Algorithm converged.	-0.011	0.012	1.04		Algorithm converged.	0.15	7.34	0.9689		0.96		Algorithm converged.	0.14	6.79
Injury, poisoning and procedural complications	Procedural pain	<= 60	167	33.7	1	0.6	157	31.5	0	0.0		*	Quasi-complete separation of data points detected.				*	WARNING: Negative of Hessian not positive definite.			NE		Algorithm converged.	NE	NE	NE	0.4267	NE		Algorithm converged.	NE	NE
Injury, poisoning and procedural complications	Procedural pain	> 60	328	66.3	2	0.6	341	68.5	1	0.3	2.09		Convergence criterion (GCONV=1E-8) satisfied.	0.19	23.11	0.003		Algorithm converged.	-0.007	0.013	2.08		Algorithm converged.	0.19	22.82	0.5493		0.48		Algorithm converged.	0.04	5.28
Injury, poisoning and procedural complications	Rib fracture	<= 60	167	33.7	0	0.0	157	31.5	1	0.6		*	Quasi-complete separation of data points detected.				*	WARNING: The relative Hessian convergence criterion of 22.107627762 is greater than the limit of 0.0001. The convergence is questionable.			0.00		Algorithm converged.	0.00	NE	0.9999	0.1757	>999.99		Algorithm converged.	0.00	NE
Injury, poisoning and procedural complications	Rib fracture	> 60	328	66.3	2	0.6	341	68.5	1	0.3	2.09		Convergence criterion (GCONV=1E-8) satisfied.	0.19	23.11	0.003		Algorithm converged.	-0.007	0.013	2.08		Algorithm converged.	0.19	22.82	0.5493		0.48		Algorithm converged.	0.04	5.28
Injury, poisoning and procedural complications	Scratch	<= 60	167	33.7	0	0.0	157	31.5	0	0.0	NE			NE	NE	NE		NE	NE	NE	NE		NE	NE	NE	NE	NE	NE		NE	NE	NE
Injury, poisoning and procedural complications	Scratch	> 60	328	66.3	0	0.0	341	68.5	1	0.3		*	Quasi-complete separation of data points detected.				*	ERROR: The mean parameter is either invalid or at a limit of its range for some observations.			0.00		Algorithm converged.	0.00	NE	0.9999		>999.99		Algorithm converged.	0.00	NE
Injury, poisoning and procedural complications	Seroma	<= 60	167	33.7	0	0.0	157	31.5	0	0.0	NE			NE	NE	NE		NE	NE	NE	NE		NE	NE	NE	NE	NE	NE		NE	NE	NE
Injury, poisoning and procedural complications	Seroma	> 60	328	66.3	0	0.0	341	68.5	1	0.3		*	Quasi-complete separation of data points detected.				*	ERROR: The mean parameter is either invalid or at a limit of its range for some observations.			0.00		Algorithm converged.	0.00	NE	0.9999		>999.99		Algorithm converged.	0.00	NE
Injury, poisoning and procedural complications	Skin abrasion	<= 60	167	33.7	2	1.2	157	31.5	0	0.0		*	Quasi-complete separation of data points detected.				*	WARNING: Negative of Hessian not positive definite.			NE		Algorithm converged.	NE	NE	NE	1.0000	NE		Algorithm converged.	NE	NE
Injury, poisoning and procedural complications	Skin abrasion	> 60	328	66.3	2	0.6	341	68.5	0	0.0		*	Quasi-complete separation of data points detected.				*	WARNING: Negative of Hessian not positive definite.			NE		Algorithm converged.	NE	NE	NE		NE		Algorithm converged.	NE	NE
Injury, poisoning and procedural complications	Skin laceration	<= 60	167	33.7	0	0.0	157	31.5	0	0.0	NE			NE	NE	NE		NE	NE	NE	NE		NE	NE	NE	NE	NE	NE		NE	NE	NE
Injury, poisoning and procedural complications	Skin laceration	> 60	328	66.3	1	0.3	341	68.5	0	0.0		*	Quasi-complete separation of data points detected.				*	WARNING: Negative of Hessian not positive definite.			NE		Algorithm converged.	NE	NE	NE		NE		Algorithm converged.	NE	NE
Injury, poisoning and procedural complications	Skull fracture	<= 60	167	33.7	0	0.0	157	31.5	0	0.0	NE			NE	NE	NE		NE	NE	NE	NE		NE	NE	NE	NE	NE	NE		NE	NE	NE
Injury, poisoning and procedural complications	Skull fracture	> 60	328	66.3	1	0.3	341	68.5	0	0.0		*	Quasi-complete separation of data points detected.				*	WARNING: Negative of Hessian not positive definite.			NE		Algorithm converged.	NE	NE	NE		NE		Algorithm converged.	NE	NE
Injury, poisoning and procedural complications	Spinal column injury	<= 60	167	33.7	0	0.0	157	31.5	0	0.0	NE			NE	NE	NE		NE	NE	NE	NE		NE	NE	NE	NE	NE	NE		NE	NE	NE
Injury, poisoning and procedural complications	Spinal column injury	> 60	328	66.3	0	0.0	341	68.5	2	0.6		*	Quasi-complete separation of data points detected.				*	ERROR: The mean parameter is either invalid or at a limit of its range for some observations.			0.00		Algorithm converged.	0.00	NE	0.9999		>999.99		Algorithm converged.	0.00	NE
Injury, poisoning and procedural complications	Spinal compression fracture	<= 60	167	33.7	0	0.0	157	31.5	0	0.0	NE			NE	NE	NE		NE	NE	NE	NE		NE	NE	NE	NE	1.0000	NE		NE	NE	NE
Injury, poisoning and procedural complications	Spinal compression fracture	> 60	328	66.3	1	0.3	341	68.5	2	0.6	0.52		Convergence criterion (GCONV=1E-8) satisfied.	0.05	5.74	-0.003		Algorithm converged.	-0.013	0.007	0.52		Algorithm converged.	0.05	5.71	0.5925		1.92		Algorithm converged.	0.18	21.11
Injury, poisoning and procedural complications	Spinal fracture	<= 60	167	33.7	0	0.0	157	31.5	0	0.0	NE			NE	NE	NE		NE	NE	NE	NE		NE	NE	NE	NE	1.0000	NE		NE	NE	NE
Injury, poisoning and procedural complications	Spinal fracture	> 60	328	66.3	1	0.3	341	68.5	1	0.3	1.04		Convergence criterion (GCONV=1E-8) satisfied.	0.06	16.69	0.000		Algorithm converged.	-0.008	0.008	1.04		Algorithm converged.	0.07	16.55	0.9780		0.96		Algorithm converged.	0.06	15.31
Injury, poisoning and procedural complications	Stoma site extravasation	<= 60	167	33.7	0	0.0	157	31.5	0	0.0	NE			NE	NE	NE		NE	NE	NE	NE		NE	NE	NE	NE	NE	NE		NE	NE	NE
Injury, poisoning and procedural complications	Stoma site extravasation	> 60	328	66.3	1	0.3	341	68.5	0	0.0		*	Quasi-complete separation of data points detected.				*	WARNING: Negative of Hessian not positive definite.			NE		Algorithm converged.	NE	NE	NE		NE		Algorithm converged.	NE	NE
Injury, poisoning and procedural complications	Subcutaneous haematoma	<= 60	167	33.7	0	0.0	157	31.5	0	0.0	NE			NE	NE	NE		NE	NE	NE	NE		NE	NE	NE	NE	NE	NE		NE	NE	NE
Injury, poisoning and procedural complications	Subcutaneous haematoma	> 60	328	66.3	0	0.0	341	68.5	1	0.3		*	Quasi-complete separation of data points detected.				*	ERROR: The mean parameter is either invalid or at a limit of its range for some observations.			0.00		Algorithm converged.	0.00	NE	0.9999		>999.99		Algorithm converged.	0.00	NE
Injury, poisoning and procedural complications	Subdural haematoma	<= 60	167	33.7	1	0.6	157	31.5	0	0.0		*	Quasi-complete separation of data points detected.				*	WARNING: Negative of Hessian not positive definite.			NE		Algorithm converged.	NE	NE	NE	NE	NE		Algorithm converged.	NE	NE
Injury, poisoning and procedural complications	Subdural haematoma	> 60	328	66.3	0	0.0	341	68.5	0	0.0	NE			NE	NE	NE		NE	NE	NE	NE		NE	NE	NE	NE		NE		NE	NE	NE
Injury, poisoning and procedural complications	Thermal burn	<= 60	167	33.7	0	0.0	157	31.5	1	0.6		*	Quasi-complete separation of data points detected.				*	WARNING: The relative Hessian convergence criterion of 22.107627762 is greater than the limit of 0.0001. The convergence is questionable.			0.00		Algorithm converged.	0.00	NE	0.9999	1.0000	>999.99		Algorithm converged.	0.00	NE
Injury, poisoning and procedural complications	Thermal burn	> 60	328	66.3	0	0.0	341	68.5	1	0.3		*	Quasi-complete separation of data points detected.				*	ERROR: The mean parameter is either invalid or at a limit of its range for some observations.			0.00		Algorithm converged.	0.00	NE	0.9999		>999.99		Algorithm converged.	0.00	NE
Injury, poisoning and procedural complications	Thoracic vertebral fracture	<= 60	167	33.7	0	0.0	157	31.5	0	0.0	NE			NE	NE	NE		NE	NE	NE	NE		NE	NE	NE	NE	NE	NE		NE	NE	NE
Injury, poisoning and procedural complications	Thoracic vertebral fracture	> 60	328	66.3	0	0.0	341	68.5	1	0.3		*	Quasi-complete separation of data points detected.				*	ERROR: The mean parameter is either invalid or at a limit of its range for some observations.			0.00		Algorithm converged.	0.00	NE	0.9999		>999.99		Algorithm converged.	0.00	NE
Injury, poisoning and procedural complications	Tooth fracture	<= 60	167	33.7	1	0.6	157	31.5	0	0.0		*	Quasi-complete separation of data points detected.				*	ERROR: Error in computing the link function, its derivatives, or the variance function.			NE		Algorithm converged.	NE	NE	NE	0.3215	NE		Algorithm converged.	NE	NE
Injury, poisoning and procedural complications	Tooth fracture	> 60	328	66.3	1	0.3	341	68.5	1	0.3	1.04		Convergence criterion (GCONV=1E-8) satisfied.	0.06	16.69	0.000		Algorithm converged.	-0.008	0.008	1.04		Algorithm converged.	0.07	16.55	0.9780		0.96		Algorithm converged.	0.06	15.31
Injury, poisoning and procedural complications	Vascular access complication	<= 60	167	33.7	1	0.6	157	31.5	0	0.0		*	Quasi-complete separation of data points detected.				*	WARNING: Negative of Hessian not positive definite.			NE		Algorithm converged.	NE	NE	NE	0.0546	NE		Algorithm converged.	NE	NE
Injury, poisoning and procedural complications	Vascular access complication	> 60	328	66.3	0	0.0	341	68.5	2	0.6		*	Quasi-complete separation of data points detected.				*	ERROR: The mean parameter is either invalid or at a limit of its range for some observations.			0.00		Algorithm converged.	0.00	NE	0.9999		>999.99		Algorithm converged.	0.00	NE
Injury, poisoning and procedural complications	Vascular access site erythema	<= 60	167	33.7	0	0.0	157	31.5	0	0.0	NE			NE	NE	NE		NE	NE	NE	NE		NE	NE	NE	NE	NE	NE		NE	NE	NE
Injury, poisoning and procedural complications	Vascular access site erythema	> 60	328	66.3	0	0.0	341	68.5	1	0.3		*	Quasi-complete separation of data points detected.				*	ERROR: The mean parameter is either invalid or at a limit of its range for some observations.			0.00		Algorithm converged.	0.00	NE	0.9999		>999.99		Algorithm converged.	0.00	NE
Injury, poisoning and procedural complications	Vascular access site inflammation	<= 60	167	33.7	0	0.0	157	31.5	0	0.0	NE			NE	NE	NE		NE	NE	NE	NE		NE	NE	NE	NE	NE	NE		NE	NE	NE
Injury, poisoning and procedural complications	Vascular access site inflammation	> 60	328	66.3	1	0.3	341	68.5	0	0.0		*	Quasi-complete separation of data points detected.				*	WARNING: Negative of Hessian not positive definite.			NE		Algorithm converged.	NE	NE	NE		NE		Algorithm converged.	NE	NE
Injury, poisoning and procedural complications	Vascular access site pain	<= 60	167	33.7	0	0.0	157	31.5	0	0.0	NE			NE	NE	NE		NE	NE	NE	NE		NE	NE	NE	NE	NE	NE		NE	NE	NE
Injury, poisoning and procedural complications	Vascular access site pain	> 60	328	66.3	2	0.6	341	68.5	0	0.0		*	Quasi-complete separation of data points detected.				*	WARNING: Negative of Hessian not positive definite.			NE		Algorithm converged.	NE	NE	NE		NE		Algorithm converged.	NE	NE
Injury, poisoning and procedural complications	Venous injury	<= 60	167	33.7	0	0.0	157	31.5	0	0.0	NE			NE	NE	NE		NE	NE	NE	NE		NE	NE	NE	NE	NE	NE		NE	NE	NE
Injury, poisoning and procedural complications	Venous injury	> 60	328	66.3	0	0.0	341	68.5	1	0.3		*	Quasi-complete separation of data points detected.				*	ERROR: The mean parameter is either invalid or at a limit of its range for some observations.			0.00		Algorithm converged.	0.00	NE	0.9999		>999.99		Algorithm converged.	0.00	NE
Injury, poisoning and procedural complications	Wound	<= 60	167	33.7	0	0.0	157	31.5	0	0.0	NE			NE	NE	NE		NE	NE	NE	NE		NE	NE	NE	NE	NE	NE		NE	NE	NE
Injury, poisoning and procedural complications	Wound	> 60	328	66.3	0	0.0	341	68.5	2	0.6		*	Quasi-complete separation of data points detected.				*	ERROR: The mean parameter is either invalid or at a limit of its range for some observations.			0.00		Algorithm converged.	0.00	NE	0.9999		>999.99		Algorithm converged.	0.00	NE
Injury, poisoning and procedural complications	Wound complication	<= 60	167	33.7	0	0.0	157	31.5	0	0.0	NE			NE	NE	NE		NE	NE	NE	NE		NE	NE	NE	NE	NE	NE		NE	NE	NE
Injury, poisoning and procedural complications	Wound complication	> 60	328	66.3	0	0.0	341	68.5	1	0.3		*	Quasi-complete separation of data points detected.				*	ERROR: The mean parameter is either invalid or at a limit of its range for some observations.			0.00		Algorithm converged.	0.00	NE	0.9999		>999.99		Algorithm converged.	0.00	NE
Investigations		<= 60	167	33.7	68	40.7	157	31.5	61	38.9	1.08		Convergence criterion (GCONV=1E-8) satisfied.	0.69	1.69	0.019		Algorithm converged.	-0.088	0.125	1.05		Algorithm converged.	0.80	1.37	0.7320	0.9717	0.95		Algorithm converged.	0.73	1.25
Investigations		> 60	328	66.3	146	44.5	341	68.5	144	42.2	1.10		Convergence criterion (GCONV=1E-8) satisfied.	0.81	1.49	0.023		Algorithm converged.	-0.052	0.098	1.05		Algorithm converged.	0.89	1.25	0.5513		0.95		Algorithm converged.	0.80	1.13
Investigations	Activated partial thromboplastin time prolonged	<= 60	167	33.7	1	0.6	157	31.5	0	0.0		*	Quasi-complete separation of data points detected.				*	ERROR: Error in computing the link function, its derivatives, or the variance function.			NE		Algorithm converged.	NE	NE	NE	1.0000	NE		Algorithm converged.	NE	NE
Investigations	Activated partial thromboplastin time prolonged	> 60	328	66.3	1	0.3	341	68.5	0	0.0		*	Quasi-complete separation of data points detected.				*	WARNING: Negative of Hessian not positive definite.			NE		Algorithm converged.	NE	NE	NE		NE		Algorithm converged.	NE	NE
Investigations	Alanine aminotransferase increased	<= 60	167	33.7	18	10.8	157	31.5	25	15.9	0.64		Convergence criterion (GCONV=1E-8) satisfied.	0.33	1.22	-0.051		Algorithm converged.	-0.126	0.023	0.68		Algorithm converged.	0.38	1.19	0.1761	0.0569	1.48		Algorithm converged.	0.84	2.60
Investigations	Alanine aminotransferase increased	> 60	328	66.3	21	6.4	341	68.5	14	4.1	1.60		Convergence criterion (GCONV=1E-8) satisfied.	0.80	3.20	0.023		Algorithm converged.	-0.011	0.057	1.56		Algorithm converged.	0.81	3.01	0.1864		0.64		Algorithm converged.	0.33	1.24
Investigations	Amylase increased	<= 60	167	33.7	1	0.6	157	31.5	3	1.9	0.31		Convergence criterion (GCONV=1E-8) satisfied.	0.03	3.00	-0.013		Algorithm converged.	-0.038	0.011	0.31		Algorithm converged.	0.03	2.98	0.3127	0.7075	3.19		Algorithm converged.	0.34	30.36
Investigations	Amylase increased	> 60	328	66.3	1	0.3	341	68.5	6	1.8	0.17		Convergence criterion (GCONV=1E-8) satisfied.	0.02	1.43	-0.015		Algorithm converged.	-0.030	0.001	0.17		Algorithm converged.	0.02	1.43	0.1037		5.77		Algorithm converged.	0.70	47.68
Investigations	Apolipoprotein B increased	<= 60	167	33.7	0	0.0	157	31.5	1	0.6		*	Quasi-complete separation of data points detected.				*	WARNING: The relative Hessian convergence criterion of 22.107627762 is greater than the limit of 0.0001. The convergence is questionable.			0.00		Algorithm converged.	0.00	NE	0.9999	0.0897	>999.99		Algorithm converged.	0.00	NE
Investigations	Apolipoprotein B increased	> 60	328	66.3	1	0.3	341	68.5	0	0.0		*	Quasi-complete separation of data points detected.				*	WARNING: Negative of Hessian not positive definite.			NE		Algorithm converged.	NE	NE	NE		NE		Algorithm converged.	NE	NE
Investigations	Aspartate aminotransferase increased	<= 60	167	33.7	14	8.4	157	31.5	19	12.1	0.66		Convergence criterion (GCONV=1E-8) satisfied.	0.32	1.38	-0.037		Algorithm converged.	-0.103	0.029	0.69		Algorithm converged.	0.36	1.33	0.2720	0.1022	1.44		Algorithm converged.	0.75	2.78
Investigations	Aspartate aminotransferase increased	> 60	328	66.3	19	5.8	341	68.5	13	3.8	1.55		Convergence criterion (GCONV=1E-8) satisfied.	0.75	3.19	0.020		Algorithm converged.	-0.013	0.052	1.52		Algorithm converged.	0.76	3.03	0.2340		0.66		Algorithm converged.	0.33	1.31
Investigations	B-lymphocyte count decreased	<= 60	167	33.7	0	0.0	157	31.5	0	0.0	NE			NE	NE	NE		NE	NE	NE	NE		NE	NE	NE	NE	NE	NE		NE	NE	NE
Investigations	B-lymphocyte count decreased	> 60	328	66.3	0	0.0	341	68.5	1	0.3		*	Quasi-complete separation of data points detected.				*	ERROR: The mean parameter is either invalid or at a limit of its range for some observations.			0.00		Algorithm converged.	0.00	NE	0.9999		>999.99		Algorithm converged.	0.00	NE
Investigations	Bacterial test positive	<= 60	167	33.7	1	0.6	157	31.5	0	0.0		*	Quasi-complete separation of data points detected.				*	WARNING: Negative of Hessian not positive definite.			NE		Algorithm converged.	NE	NE	NE	0.1018	NE		Algorithm converged.	NE	NE
Investigations	Bacterial test positive	> 60	328	66.3	0	0.0	341	68.5	1	0.3		*	Quasi-complete separation of data points detected.				*	ERROR: The mean parameter is either invalid or at a limit of its range for some observations.			0.00		Algorithm converged.	0.00	NE	0.9999		>999.99		Algorithm converged.	0.00	NE

Investigations	Beta 2 microglobulin increased	<= 60	167	33.7	0	0.0	157	31.5	1	0.6		*	Quasi-complete separation of data points detected.				*	WARNING: The relative Hessian convergence criterion of 22.107627839 is greater than the limit of 0.0001. The convergence is questionable.			0.00		Algorithm converged.	0.00	NE	0.9999	NE	>999.99		Algorithm converged.	0.00	NE
Investigations	Beta 2 microglobulin increased	> 60	328	66.3	0	0.0	341	68.5	0	0.0	NE			NE	NE	NE		NE	NE	NE	NE		NE	NE	NE	NE		NE		NE	NE	NE
Investigations	Blood albumin decreased	<= 60	167	33.7	1	0.6	157	31.5	0	0.0		*	Quasi-complete separation of data points detected.				*	WARNING: Negative of Hessian not positive definite.			NE		Algorithm converged.	NE	NE	NE	0.1018	NE		Algorithm converged.	NE	NE
Investigations	Blood albumin decreased	> 60	328	66.3	0	0.0	341	68.5	1	0.3		*	Quasi-complete separation of data points detected.				*	ERROR: The mean parameter is either invalid or at a limit of its range for some observations.			0.00		Algorithm converged.	0.00	NE	0.9999		>999.99		Algorithm converged.	0.00	NE
Investigations	Blood alkaline phosphatase	<= 60	167	33.7	1	0.6	157	31.5	0	0.0		*	Quasi-complete separation of data points detected.				*	WARNING: Negative of Hessian not positive definite.			NE		Algorithm converged.	NE	NE	NE	NE	NE		Algorithm converged.	NE	NE
Investigations	Blood alkaline phosphatase	> 60	328	66.3	0	0.0	341	68.5	0	0.0	NE			NE	NE	NE		NE	NE	NE	NE		NE	NE	NE	NE		NE		NE	NE	NE
Investigations	Blood alkaline phosphatase increased	<= 60	167	33.7	3	1.8	157	31.5	4	2.5	0.70		Convergence criterion (GCONV=1E-8) satisfied.	0.15	3.18	-0.008		Algorithm converged.	-0.039	0.024	0.71		Algorithm converged.	0.16	3.10	0.6438	0.8308	1.42		Algorithm converged.	0.32	6.24
Investigations	Blood alkaline phosphatase increased	> 60	328	66.3	5	1.5	341	68.5	6	1.8	0.86		Convergence criterion (GCONV=1E-8) satisfied.	0.26	2.86	-0.002		Algorithm converged.	-0.022	0.017	0.87		Algorithm converged.	0.27	2.81	0.8112		1.15		Algorithm converged.	0.36	3.75
Investigations	Blood bilirubin increased	<= 60	167	33.7	5	3.0	157	31.5	3	1.9	1.58		Convergence criterion (GCONV=1E-8) satisfied.	0.37	6.74	0.011		Algorithm converged.	-0.023	0.044	1.57		Algorithm converged.	0.38	6.45	0.5338	0.7052	0.64		Algorithm converged.	0.16	2.63
Investigations	Blood bilirubin increased	> 60	328	66.3	3	0.9	341	68.5	3	0.9	1.04		Convergence criterion (GCONV=1E-8) satisfied.	0.21	5.19	0.000		Algorithm converged.	-0.014	0.015	1.04		Algorithm converged.	0.21	5.11	0.9619		0.96		Algorithm converged.	0.20	4.73
Investigations	Blood calcium decreased	<= 60	167	33.7	0	0.0	157	31.5	0	0.0	NE			NE	NE	NE		NE	NE	NE	NE		NE	NE	NE	NE	NE	NE		NE	NE	NE
Investigations	Blood calcium decreased	> 60	328	66.3	1	0.3	341	68.5	0	0.0		*	Quasi-complete separation of data points detected.				*	WARNING: The relative Hessian convergence criterion of 50.209912281 is greater than the limit of 0.0001. The convergence is questionable.			NE		Algorithm converged.	NE	NE	NE		NE		Algorithm converged.	NE	NE
Investigations	Blood chloride decreased	<= 60	167	33.7	0	0.0	157	31.5	1	0.6		*	Quasi-complete separation of data points detected.				*	WARNING: The relative Hessian convergence criterion of 22.107627685 is greater than the limit of 0.0001. The convergence is questionable.			0.00		Algorithm converged.	0.00	NE	0.9999	NE	>999.99		Algorithm converged.	0.00	NE
Investigations	Blood chloride decreased	> 60	328	66.3	0	0.0	341	68.5	0	0.0	NE			NE	NE	NE		NE	NE	NE	NE		NE	NE	NE	NE		NE		NE	NE	NE
Investigations	Blood cholesterol increased	<= 60	167	33.7	0	0.0	157	31.5	2	1.3		*	Quasi-complete separation of data points detected.				*	WARNING: The relative Hessian convergence criterion of 14.109054211 is greater than the limit of 0.0001. The convergence is questionable.			0.00		Algorithm converged.	0.00	NE	0.9999	0.2597	>999.99		Algorithm converged.	0.00	NE
Investigations	Blood cholesterol increased	> 60	328	66.3	1	0.3	341	68.5	2	0.6	0.52		Convergence criterion (GCONV=1E-8) satisfied.	0.05	5.74	-0.003		Algorithm converged.	-0.013	0.007	0.52		Algorithm converged.	0.05	5.71	0.5925		1.92		Algorithm converged.	0.18	21.11
Investigations	Blood creatine increased	<= 60	167	33.7	0	0.0	157	31.5	0	0.0	NE			NE	NE	NE		NE	NE	NE	NE		NE	NE	NE	NE	NE	NE		NE	NE	NE
Investigations	Blood creatine increased	> 60	328	66.3	0	0.0	341	68.5	2	0.6		*	Quasi-complete separation of data points detected.				*	ERROR: The mean parameter is either invalid or at a limit of its range for some observations.			0.00		Algorithm converged.	0.00	NE	0.9999		>999.99		Algorithm converged.	0.00	NE
Investigations	Blood creatinine increased	<= 60	167	33.7	0	0.0	157	31.5	2	1.3		*	Quasi-complete separation of data points detected.				*	WARNING: The relative Hessian convergence criterion of 14.10905411 is greater than the limit of 0.0001. The convergence is questionable.			0.00		Algorithm converged.	0.00	NE	0.9999	0.2626	>999.99		Algorithm converged.	0.00	NE
Investigations	Blood creatinine increased	> 60	328	66.3	2	0.6	341	68.5	5	1.5	0.41		Convergence criterion (GCONV=1E-8) satisfied.	0.08	2.14	-0.009		Algorithm converged.	-0.024	0.007	0.42		Algorithm converged.	0.08	2.13	0.2922		2.40		Algorithm converged.	0.47	12.31
Investigations	Blood culture positive	<= 60	167	33.7	0	0.0	157	31.5	0	0.0	NE			NE	NE	NE		NE	NE	NE	NE		NE	NE	NE	NE	NE	NE		NE	NE	NE
Investigations	Blood culture positive	> 60	328	66.3	0	0.0	341	68.5	1	0.3		*	Quasi-complete separation of data points detected.				*	ERROR: The mean parameter is either invalid or at a limit of its range for some observations.			0.00		Algorithm converged.	0.00	NE	0.9999		>999.99		Algorithm converged.	0.00	NE
Investigations	Blood folate decreased	<= 60	167	33.7	0	0.0	157	31.5	0	0.0	NE			NE	NE	NE		NE	NE	NE	NE		NE	NE	NE	NE	NE	NE		NE	NE	NE
Investigations	Blood folate decreased	> 60	328	66.3	1	0.3	341	68.5	0	0.0		*	Quasi-complete separation of data points detected.				*	WARNING: Negative of Hessian not positive definite.			NE		Algorithm converged.	NE	NE	NE		NE		Algorithm converged.	NE	NE
Investigations	Blood glucose decreased	<= 60	167	33.7	0	0.0	157	31.5	1	0.6		*	Quasi-complete separation of data points detected.				*	WARNING: The relative Hessian convergence criterion of 22.107627839 is greater than the limit of 0.0001. The convergence is questionable.			0.00		Algorithm converged.	0.00	NE	0.9999	NE	>999.99		Algorithm converged.	0.00	NE
Investigations	Blood glucose decreased	> 60	328	66.3	0	0.0	341	68.5	0	0.0	NE			NE	NE	NE		NE	NE	NE	NE		NE	NE	NE	NE		NE		NE	NE	NE
Investigations	Blood glucose increased	<= 60	167	33.7	5	3.0	157	31.5	1	0.6	4.81		Convergence criterion (GCONV=1E-8) satisfied.	0.56	41.68	0.024		Algorithm converged.	-0.005	0.052	4.70		Algorithm converged.	0.56	39.79	0.1556	0.4270	0.21		Algorithm converged.	0.03	1.80
Investigations	Blood glucose increased	> 60	328	66.3	5	1.5	341	68.5	3	0.9	1.74		Convergence criterion (GCONV=1E-8) satisfied.	0.41	7.36	0.006		Algorithm converged.	-0.010	0.023	1.73		Algorithm converged.	0.42	7.19	0.4491		0.58		Algorithm converged.	0.14	2.40
Investigations	Blood immunoglobulin G decreased	<= 60	167	33.7	1	0.6	157	31.5	0	0.0		*	Quasi-complete separation of data points detected.				*	WARNING: Negative of Hessian not positive definite.			NE		Algorithm converged.	NE	NE	NE	0.3215	NE		Algorithm converged.	NE	NE
Investigations	Blood immunoglobulin G decreased	> 60	328	66.3	1	0.3	341	68.5	1	0.3	1.04		Convergence criterion (GCONV=1E-8) satisfied.	0.06	16.69	0.000		Algorithm converged.	-0.008	0.008	1.04		Algorithm converged.	0.07	16.55	0.9780		0.96		Algorithm converged.	0.06	15.31
Investigations	Blood immunoglobulin M decreased	<= 60	167	33.7	0	0.0	157	31.5	0	0.0	NE			NE	NE	NE		NE	NE	NE	NE		NE	NE	NE	NE	NE	NE		NE	NE	NE
Investigations	Blood immunoglobulin M decreased	> 60	328	66.3	1	0.3	341	68.5	0	0.0		*	Quasi-complete separation of data points detected.				*	WARNING: Negative of Hessian not positive definite.			NE		Algorithm converged.	NE	NE	NE		NE		Algorithm converged.	NE	NE
Investigations	Blood lactate dehydrogenase increased	<= 60	167	33.7	1	0.6	157	31.5	4	2.5	0.23		Convergence criterion (GCONV=1E-8) satisfied.	0.03	2.08	-0.019		Algorithm converged.	-0.047	0.008	0.24		Algorithm converged.	0.03	2.08	0.1930	0.8086	4.25		Algorithm converged.	0.48	37.66
Investigations	Blood lactate dehydrogenase increased	> 60	328	66.3	1	0.3	341	68.5	3	0.9	0.34		Convergence criterion (GCONV=1E-8) satisfied.	0.04	3.33	-0.006		Algorithm converged.	-0.017	0.006	0.35		Algorithm converged.	0.04	3.31	0.3577		2.89		Algorithm converged.	0.30	27.60
Investigations	Blood lactic acid increased	<= 60	167	33.7	1	0.6	157	31.5	0	0.0		*	Quasi-complete separation of data points detected.				*	WARNING: Negative of Hessian not positive definite.			NE		Algorithm converged.	NE	NE	NE	NE	NE		Algorithm converged.	NE	NE
Investigations	Blood lactic acid increased	> 60	328	66.3	0	0.0	341	68.5	0	0.0	NE			NE	NE	NE		NE	NE	NE	NE		NE	NE	NE	NE		NE		NE	NE	NE
Investigations	Blood magnesium decreased	<= 60	167	33.7	1	0.6	157	31.5	0	0.0		*	Quasi-complete separation of data points detected.				*	WARNING: Negative of Hessian not positive definite.			NE		Algorithm converged.	NE	NE	NE	NE	NE		Algorithm converged.	NE	NE
Investigations	Blood magnesium decreased	> 60	328	66.3	0	0.0	341	68.5	0	0.0	NE			NE	NE	NE		NE	NE	NE	NE		NE	NE	NE	NE		NE		NE	NE	NE
Investigations	Blood potassium decreased	<= 60	167	33.7	0	0.0	157	31.5	1	0.6		*	Quasi-complete separation of data points detected.				*	WARNING: The relative Hessian convergence criterion of 22.107627762 is greater than the limit of 0.0001. The convergence is questionable.			0.00		Algorithm converged.	0.00	NE	0.9999	0.3920	>999.99		Algorithm converged.	0.00	NE
Investigations	Blood potassium decreased	> 60	328	66.3	1	0.3	341	68.5	2	0.6	0.52		Convergence criterion (GCONV=1E-8) satisfied.	0.05	5.74	-0.003		Algorithm converged.	-0.013	0.007	0.52		Algorithm converged.	0.05	5.71	0.5925		1.92		Algorithm converged.	0.18	21.11
Investigations	Blood potassium increased	<= 60	167	33.7	0	0.0	157	31.5	0	0.0	NE			NE	NE	NE		NE	NE	NE	NE		NE	NE	NE	NE	NE	NE		NE	NE	NE
Investigations	Blood potassium increased	> 60	328	66.3	0	0.0	341	68.5	1	0.3		*	Quasi-complete separation of data points detected.				*	ERROR: The mean parameter is either invalid or at a limit of its range for some observations.			0.00		Algorithm converged.	0.00	NE	0.9999		>999.99		Algorithm converged.	0.00	NE
Investigations	Blood pressure decreased	<= 60	167	33.7	0	0.0	157	31.5	0	0.0	NE			NE	NE	NE		NE	NE	NE	NE		NE	NE	NE	NE	NE	NE		NE	NE	NE
Investigations	Blood pressure decreased	> 60	328	66.3	1	0.3	341	68.5	0	0.0		*	Quasi-complete separation of data points detected.				*	WARNING: Negative of Hessian not positive definite.			NE		Algorithm converged.	NE	NE	NE		NE		Algorithm converged.	NE	NE
Investigations	Blood pressure increased	<= 60	167	33.7	0	0.0	157	31.5	1	0.6		*	Quasi-complete separation of data points detected.				*	WARNING: The relative Hessian convergence criterion of 22.107627762 is greater than the limit of 0.0001. The convergence is questionable.			0.00		Algorithm converged.	0.00	NE	0.9999	0.3920	>999.99		Algorithm converged.	0.00	NE
Investigations	Blood pressure increased	> 60	328	66.3	1	0.3	341	68.5	2	0.6	0.52		Convergence criterion (GCONV=1E-8) satisfied.	0.05	5.74	-0.003		Algorithm converged.	-0.013	0.007	0.52		Algorithm converged.	0.05	5.71	0.5925		1.92		Algorithm converged.	0.18	21.11
Investigations	Blood sodium decreased	<= 60	167	33.7	0	0.0	157	31.5	0	0.0	NE			NE	NE	NE		NE	NE	NE	NE		NE	NE	NE	NE	NE	NE		NE	NE	NE
Investigations	Blood sodium decreased	> 60	328	66.3	1	0.3	341	68.5	0	0.0		*	Quasi-complete separation of data points detected.				*	WARNING: The relative Hessian convergence criterion of 50.209912281 is greater than the limit of 0.0001. The convergence is questionable.			NE		Algorithm converged.	NE	NE	NE		NE		Algorithm converged.	NE	NE
Investigations	Blood triglycerides increased	<= 60	167	33.7	0	0.0	157	31.5	1	0.6		*	Quasi-complete separation of data points detected.				*	WARNING: The relative Hessian convergence criterion of 22.107627762 is greater than the limit of 0.0001. The convergence is questionable.			0.00		Algorithm converged.	0.00	NE	0.9999	0.4592	>999.99		Algorithm converged.	0.00	NE
Investigations	Blood triglycerides increased	> 60	328	66.3	1	0.3	341	68.5	3	0.9	0.34		Convergence criterion (GCONV=1E-8) satisfied.	0.04	3.33	-0.006		Algorithm converged.	-0.017	0.006	0.35		Algorithm converged.	0.04	3.31	0.3577		2.89		Algorithm converged.	0.30	27.60
Investigations	Blood uric acid increased	<= 60	167	33.7	0	0.0	157	31.5	2	1.3		*	Quasi-complete separation of data points detected.				*	WARNING: The relative Hessian convergence criterion of 14.109054161 is greater than the limit of 0.0001. The convergence is questionable.			0.00		Algorithm converged.	0.00	NE	0.9999	0.0465	>999.99		Algorithm converged.	0.00	NE
Investigations	Blood uric acid increased	> 60	328	66.3	1	0.3	341	68.5	0	0.0		*	Quasi-complete separation of data points detected.				*	WARNING: Negative of Hessian not positive definite.			NE		Algorithm converged.	NE	NE	NE		NE		Algorithm converged.	NE	NE
Investigations	Body temperature increased	<= 60	167	33.7	0	0.0	157	31.5	1	0.6		*	Quasi-complete separation of data points detected.				*	WARNING: The relative Hessian convergence criterion of 22.107627839 is greater than the limit of 0.0001. The convergence is questionable.			0.00		Algorithm converged.	0.00	NE	0.9999	0.2905	>999.99		Algorithm converged.	0.00	NE
Investigations	Body temperature increased	> 60	328	66.3	1	0.3	341	68.5	1	0.3	1.04		Convergence criterion (GCONV=1E-8) satisfied.	0.06	16.69	0.000		Algorithm converged.	-0.008	0.008	1.04		Algorithm converged.	0.07	16.55	0.9780		0.96		Algorithm converged.	0.06	15.31
Investigations	Brain natriuretic peptide increased	<= 60	167	33.7	0	0.0	157	31.5	0	0.0	NE			NE	NE	NE		NE	NE	NE	NE		NE	NE	NE	NE	NE	NE		NE	NE	NE
Investigations	Brain natriuretic peptide increased	> 60	328	66.3	0	0.0	341	68.5	1	0.3		*	Quasi-complete separation of data points detected.				*	ERROR: The mean parameter is either invalid or at a limit of its range for some observations.			0.00		Algorithm converged.	0.00	NE	0.9999		>999.99		Algorithm converged.	0.00	NE
Investigations	C-reactive protein increased	<= 60	167	33.7	0	0.0	157	31.5	1	0.6		*	Quasi-complete separation of data points detected.				*	WARNING: The relative Hessian convergence criterion of 22.107627839 is greater than the limit of 0.0001. The convergence is questionable.			0.00		Algorithm converged.	0.00	NE	0.9999	NE	>999.99		Algorithm converged.	0.00	NE
Investigations	C-reactive protein increased	> 60	328	66.3	7	2.1	341	68.5	0	0.0		*	Quasi-complete separation of data points detected.				*	WARNING: Negative of Hessian not positive definite.			NE		Algorithm converged.	NE	NE	NE		NE		Algorithm converged.	NE	NE
Investigations	CD19 lymphocytes decreased	<= 60	167	33.7	0	0.0	157	31.5	1	0.6		*	Quasi-complete separation of data points detected.				*	WARNING: The relative Hessian convergence criterion of 22.107627762 is greater than the limit of 0.0001. The convergence is questionable.			0.00		Algorithm converged.	0.00	NE	0.9999	NE	>999.99		Algorithm converged.	0.00	NE
Investigations	CD19 lymphocytes decreased	> 60	328	66.3	0	0.0	341	68.5	0	0.0	NE			NE	NE	NE		NE	NE	NE	NE		NE	NE	NE	NE		NE		NE	NE	NE
Investigations	Cardiac murmur	<= 60	167	33.7	0	0.0	157	31.5	0	0.0	NE			NE	NE	NE		NE	NE	NE	NE		NE	NE	NE	NE	NE	NE		NE	NE	NE
Investigations	Cardiac murmur	> 60	328	66.3	0	0.0	341	68.5	1	0.3		*	Quasi-complete separation of data points detected.				*	ERROR: The mean parameter is either invalid or at a limit of its range for some observations.			0.00		Algorithm converged.	0.00	NE	0.9999		>999.99		Algorithm converged.	0.00	NE
Investigations	Coronavirus test positive	<= 60	167	33.7	1	0.6	157	31.5	0	0.0		*	Quasi-complete separation of data points detected.				*	WARNING: Negative of Hessian not positive definite.			NE		Algorithm converged.	NE	NE	NE	NE	NE		Algorithm converged.	NE	NE
Investigations	Coronavirus test positive	> 60	328	66.3	0	0.0	341	68.5	0	0.0	NE			NE	NE	NE		NE	NE	NE	NE		NE	NE	NE	NE		NE		NE	NE	NE
Investigations	Corynebacterium test positive	<= 60	167	33.7	0	0.0	157	31.5	0	0.0	NE			NE	NE	NE		NE	NE	NE	NE		NE	NE	NE	NE	NE	NE		NE	NE	NE
Investigations	Corynebacterium test positive	> 60	328	66.3	0	0.0	341	68.5	1	0.3		*	Quasi-complete separation of data points detected.				*	ERROR: The mean parameter is either invalid or at a limit of its range for some observations.			0.00		Algorithm converged.	0.00	NE	0.9999		>999.99		Algorithm converged.	0.00	NE
Investigations	Ejection fraction decreased	<= 60	167	33.7	4	2.4	157	31.5	3	1.9	1.26		Convergence criterion (GCONV=1E-8) satisfied.	0.28	5.72	0.005		Algorithm converged.	-0.027	0.036	1.25		Algorithm converged.	0.29	5.51	0.7649	0.5131	0.80		Algorithm converged.	0.18	3.51
Investigations	Ejection fraction decreased	> 60	328	66.3	5	1.5	341	68.5	2	0.6	2.62		Convergence criterion (GCONV=1E-8) satisfied.	0.51	13.62	0.009		Algorithm converged.	-0.006	0.025	2.60		Algorithm converged.	0.51	13.30	0.2516		0.38		Algorithm converged.	0.08	1.97
Investigations	Electrocardiogram QT prolonged	<= 60	167	33.7	0	0.0	157	31.5	0	0.0	NE			NE	NE	NE		NE	NE	NE	NE		NE	NE	NE	NE	NE	NE		NE	NE	NE
Investigations	Electrocardiogram QT prolonged	> 60	328	66.3	1	0.3	341	68.5	0	0.0		*	Quasi-complete separation of data points detected.				*	WARNING: Negative of Hessian not positive definite.			NE		Algorithm converged.	NE	NE	NE		NE		Algorithm converged.	NE	NE
Investigations	Electrocardiogram T wave abnormal	<= 60	167	33.7	0	0.0	157	31.5	1	0.6		*	Quasi-complete separation of data points detected.				*	WARNING: The relative Hessian convergence criterion of 22.107627685 is greater than the limit of 0.0001. The convergence is questionable.			0.00		Algorithm converged.	0.00	NE	0.9999	1.0000	>999.99		Algorithm converged.	0.00	NE
Investigations	Electrocardiogram T wave abnormal	> 60	328	66.3	0	0.0	341	68.5	1	0.3		*	Quasi-complete separation of data points detected.				*	ERROR: The mean parameter is either invalid or at a limit of its range for some observations.			0.00		Algorithm converged.	0.00	NE	0.9999		>999.99		Algorithm converged.	0.00	NE
Investigations	Gamma-glutamyltransferase increased	<= 60	167	33.7	6	3.6	157	31.5	4	2.5	1.43		Convergence criterion (GCONV=1E-8) satisfied.	0.39	5.15	0.010		Algorithm converged.	-0.027	0.048	1.41		Algorithm converged.	0.41	4.90	0.5888	0.8335	0.71		Algorithm converged.	0.20	2.47
Investigations	Gamma-glutamyltransferase increased	> 60	328	66.3	8	2.4	341	68.5	7	2.1	1.19		Convergence criterion (GCONV=1E-8) satisfied.	0.43	3.33	0.004		Algorithm converged.	-0.019	0.026	1.19		Algorithm converged.	0.44	3.24	0.7362		0.84		Algorithm converged.	0.31	2.29
Investigations	Gastric pH decreased	<= 60	167	33.7	1	0.6	157	31.5	0	0.0		*	Quasi-complete separation of data points detected.				*	WARNING: Negative of Hessian not positive definite.			NE		Algorithm converged.	NE	NE	NE	NE	NE		Algorithm converged.	NE	NE
Investigations	Gastric pH decreased	> 60	328	66.3	0	0.0	341	68.5	0	0.0	NE			NE	NE	NE		NE	NE	NE	NE		NE	NE	NE	NE		NE		NE	NE	NE
Investigations	Haemoglobin decreased	<= 60	167	33.7	0	0.0	157	31.5	0	0.0	NE			NE	NE	NE		NE	NE	NE	NE		NE	NE	NE	NE	1.0000	NE		NE	NE	NE
Investigations	Haemoglobin decreased	> 60	328	66.3	1	0.3	341	68.5	4	1.2	0.26		Convergence criterion (GCONV=1E-8) satisfied.	0.03	2.32	-0.009		Algorithm converged.	-0.022	0.004	0.26		Algorithm converged.	0.03	2.31	0.2270		3.85		Algorithm converged.	0.43	34.24
Investigations	Heart rate increased	<= 60	167	33.7	1	0.6	157	31.5	0	0.0		*	Quasi-complete separation of data points detected.				*	WARNING: Negative of Hessian not positive definite.			NE		Algorithm converged.	NE	NE	NE	1.0000	NE		Algorithm converged.	NE	NE
Investigations	Heart rate increased	> 60	328	66.3	1	0.3	341	68.5	0	0.0		*	Quasi-complete separation of data points detected.				*	WARNING: Negative of Hessian not positive definite.			NE		Algorithm converged.	NE	NE	NE		NE		Algorithm converged.	NE	NE
Investigations	Hepatic enzyme abnormal	<= 60	167	33.7	0	0.0	157	31.5	0	0.0	NE			NE	NE	NE		NE	NE	NE	NE		NE	NE	NE	NE	NE	NE		NE	NE	NE
Investigations	Hepatic enzyme abnormal	> 60	328	66.3	1	0.3	341	68.5	0	0.0		*	Quasi-complete separation of data points detected.				*	WARNING: Negative of Hessian not positive definite.			NE		Algorithm converged.	NE	NE	NE		NE		Algorithm converged.	NE	NE
Investigations	Hepatic enzyme increased	<= 60	167	33.7	1	0.6	157	31.5	0	0.0		*	Quasi-complete separation of data points detected.				*	WARNING: Negative of Hessian not positive definite.			NE		Algorithm converged.	NE	NE	NE	NE	NE		Algorithm converged.	NE	NE
Investigations	Hepatic enzyme increased	> 60	328	66.3	0	0.0	341	68.5	0	0.0	NE			NE	NE	NE		NE	NE	NE	NE		NE	NE	NE	NE		NE		NE	NE	NE
Investigations	Hepatitis B DNA increased	<= 60	167	33.7	0	0.0	157	31.5	0	0.0	NE			NE	NE	NE		NE	NE	NE	NE		NE	NE	NE	NE	NE	NE		NE	NE	NE
Investigations	Hepatitis B DNA increased	> 60	328	66.3	0	0.0	341	68.5	1	0.3		*	Quasi-complete separation of data points detected.				*	ERROR: The mean parameter is either invalid or at a limit of its range for some observations.			0.00		Algorithm converged.	0.00	NE	0.9999		>999.99		Algorithm converged.	0.00	NE
Investigations	High density lipoprotein decreased	<= 60	167	33.7	0	0.0	157	31.5	0	0.0	NE			NE	NE	NE		NE	NE	NE	NE		NE	NE	NE	NE	NE	NE		NE	NE	NE
Investigations	High density lipoprotein decreased	> 60	328	66.3	0	0.0	341	68.5	1	0.3		*	Quasi-complete separation of data points detected.				*	ERROR: The mean parameter is either invalid or at a limit of its range for some observations.			0.00		Algorithm converged.	0.00	NE	0.9999		>999.99		Algorithm converged.	0.00	NE
Investigations	High density lipoprotein increased	<= 60	167	33.7	0	0.0	157	31.5	0	0.0	NE			NE	NE	NE		NE	NE	NE	NE		NE	NE	NE	NE	NE	NE		NE	NE	NE
Investigations	High density lipoprotein increased	> 60	328	66.3	0	0.0	341	68.5	1	0.3		*	Quasi-complete separation of data points detected.				*	ERROR: The mean parameter is either invalid or at a limit of its range for some observations.			0.00		Algorithm converged.	0.00	NE	0.9999		>999.99		Algorithm converged.	0.00	NE
Investigations	Immunoglobulins decreased	<= 60	167	33.7	0	0.0	157	31.5	0	0.0	NE			NE	NE	NE		NE	NE	NE	NE		NE	NE	NE	NE	NE	NE		NE	NE	NE
Investigations	Immunoglobulins decreased	> 60	328	66.3	0	0.0	341	68.5	1	0.3		*	Quasi-complete separation of data points detected.				*	ERROR: The mean parameter is either invalid or at a limit of its range for some observations.			0.00		Algorithm converged.	0.00	NE	0.9999		>999.99		Algorithm converged.	0.00	NE
Investigations	Influenza A virus test positive	<= 60	167	33.7	0	0.0	157	31.5	0	0.0	NE			NE	NE	NE		NE	NE	NE	NE		NE	NE	NE	NE	NE	NE		NE	NE	NE
Investigations	Influenza A virus test positive	> 60	328	66.3	0	0.0	341	68.5	1	0.3		*	Quasi-complete separation of data points detected.				*	ERROR: The mean parameter is either invalid or at a limit of its range for some observations.			0.00		Algorithm converged.	0.00	NE	0.9999		>999.99		Algorithm converged.	0.00	NE
Investigations	Lipase increased	<= 60	167	33.7	1	0.6	157	31.5	3	1.9	0.31		Convergence criterion (GCONV=1E-8) satisfied.	0.03	3.00	-0.013		Algorithm converged.	-0.038	0.011	0.31		Algorithm converged.	0.03	2.98	0.3127	0.5757	3.19		Algorithm converged.	0.34	30.36
Investigations	Lipase increased	> 60	328	66.3	1	0.3	341	68.5	8	2.3	0.13		Convergence criterion (GCONV=1E-8) satisfied.	0.02	1.02	-0.020		Algorithm converged.	-0.038	-0.003	0.13		Algorithm converged.	0.02	1.03	0.0537		7.70		Algorithm converged.	0.97	61.18
Investigations	Liver function test increased	<= 60	167	33.7	1	0.6	157	31.5	0	0.0		*	Quasi-complete separation of data points detected.				*	WARNING: Negative of Hessian not positive definite.			NE		Algorithm converged.	NE	NE	NE	1.0000	NE		Algorithm converged.	NE	NE
Investigations	Liver function test increased	> 60	328	66.3	2	0.6	341	68.5	0	0.0		*	Quasi-complete separation of data points detected.				*	WARNING: Negative of Hessian not positive definite.			NE		Algorithm converged.	NE	NE	NE		NE		Algorithm converged.	NE	NE
Investigations	Low density lipoprotein decreased	<= 60	167	33.7	0	0.0	157	31.5	0	0.0	NE			NE	NE	NE		NE	NE	NE	NE		NE	NE	NE	NE	NE	NE		NE	NE	NE
Investigations	Low density lipoprotein decreased	> 60	328	66.3	0	0.0	341	68.5	1	0.3		*	Quasi-complete separation of data points detected.				*	ERROR: The mean parameter is either invalid or at a limit of its range for some observations.			0.00		Algorithm converged.	0.00	NE	0.9999		>999.99		Algorithm converged.	0.00	NE
Investigations	Low density lipoprotein increased	<= 60	167	33.7	0	0.0	157	31.5	1	0.6		*	Quasi-complete separation of data points detected.				*	WARNING: The relative Hessian convergence criterion of 22.107627762 is greater than the limit of 0.0001. The convergence is questionable.			0.00		Algorithm converged.	0.00	NE	0.9999	0.0897	>999.99		Algorithm converged.	0.00	NE
Investigations	Low density lipoprotein increased	> 60	328	66.3	1	0.3	341	68.5	0	0.0		*	Quasi-complete separation of data points detected.				*	WARNING: Negative of Hessian not positive definite.			NE		Algorithm converged.	NE	NE	NE		NE		Algorithm converged.	NE	NE
Investigations	Lymphocyte count decreased	<= 60	167	33.7	18	10.8	157	31.5	12	7.6	1.46		Convergence criterion (GCONV=1E-8) satisfied.	0.68	3.14	0.031		Algorithm converged.	-0.031	0.094	1.41		Algorithm converged.	0.70	2.83	0.3339	0.1566	0.71		Algorithm converged.	0.35	1.42
Investigations	Lymphocyte count decreased	> 60	328	66.3	16	4.9	341	68.5	23	6.7	0.71		Convergence criterion (GCONV=1E-8) satisfied.	0.37	1.37	-0.019		Algorithm converged.	-0.054	0.017	0.72		Algorithm converged.	0.39	1.34	0.3055		1.38		Algorithm converged.	0.74	2.57
Investigations	N-terminal prohormone brain natriuretic peptide increased	<= 60	167	33.7	0	0.0	157	31.5	1	0.6		*	Quasi-complete separation of data points detected.				*	WARNING: The relative Hessian convergence criterion of 22.107627762 is greater than the limit of 0.0001. The convergence is questionable.			0.00		Algorithm converged.	0.00	NE	0.9999	NE	>999.99		Algorithm converged.	0.00	NE
Investigations	N-terminal prohormone brain natriuretic peptide increased	> 60	328	66.3	0	0.0	341	68.5	0	0.0	NE			NE	NE	NE		NE	NE	NE	NE		NE	NE	NE	NE		NE		NE	NE	NE
Investigations	Neutrophil count decreased	<= 60	167	33.7	23	13.8	157	31.5	21	13.4	1.03		Convergence criterion (GCONV=1E-8) satisfied.	0.55	1.95	0.004		Algorithm converged.	-0.071	0.079	1.03		Algorithm converged.	0.59	1.78	0.9171	0.9293	0.97		Algorithm converged.	0.56	1.68
Investigations	Neutrophil count decreased	> 60	328	66.3	50	15.2	341	68.5	49	14.4	1.07		Convergence criterion (GCONV=1E-8) satisfied.	0.70	1.64	0.009		Algorithm converged.	-0.045	0.063	1.06		Algorithm converged.	0.74	1.53	0.7502		0.94		Algorithm converged.	0.66	1.36

Investigations	Neutrophil count increased	<= 60	167	33.7	1	0.6	157	31.5	0	0.0		*	Quasi-complete separation of data points detected.				*	WARNING: Negative of Hessian not positive definite.			NE		Algorithm converged.	NE	NE	NE	0.3215	NE		Algorithm converged.	NE	NE
Investigations	Neutrophil count increased	> 60	328	66.3	1	0.3	341	68.5	1	0.3	1.04		Convergence criterion (GCONV=1E-8) satisfied.	0.06	16.69	0.000		Algorithm converged.	-0.008	0.008	1.04		Algorithm converged.	0.07	16.55	0.9780		0.96		Algorithm converged.	0.06	15.31
Investigations	Occult blood positive	<= 60	167	33.7	0	0.0	157	31.5	0	0.0	NE			NE	NE	NE		NE	NE	NE	NE		NE	NE	NE	NE	NE	NE		NE	NE	NE
Investigations	Occult blood positive	> 60	328	66.3	0	0.0	341	68.5	1	0.3		*	Quasi-complete separation of data points detected.				*	ERROR: The mean parameter is either invalid or at a limit of its range for some observations.			0.00		Algorithm converged.	0.00	NE	0.9999		>999.99		Algorithm converged.	0.00	NE
Investigations	Oxygen saturation decreased	<= 60	167	33.7	0	0.0	157	31.5	0	0.0	NE			NE	NE	NE		NE	NE	NE	NE		NE	NE	NE	NE	1.0000	NE		NE	NE	NE
Investigations	Oxygen saturation decreased	> 60	328	66.3	1	0.3	341	68.5	3	0.9	0.34		Convergence criterion (GCONV=1E-8) satisfied.	0.04	3.33	-0.006		Algorithm converged.	-0.017	0.006	0.35		Algorithm converged.	0.04	3.31	0.3577		2.89		Algorithm converged.	0.30	27.60
Investigations	Platelet count decreased	<= 60	167	33.7	18	10.8	157	31.5	10	6.4	1.78		Convergence criterion (GCONV=1E-8) satisfied.	0.79	3.98	0.044		Algorithm converged.	-0.017	0.105	1.69		Algorithm converged.	0.81	3.55	0.1645	0.1641	0.59		Algorithm converged.	0.28	1.24
Investigations	Platelet count decreased	> 60	328	66.3	29	8.8	341	68.5	33	9.7	0.91		Convergence criterion (GCONV=1E-8) satisfied.	0.54	1.53	-0.008		Algorithm converged.	-0.052	0.036	0.91		Algorithm converged.	0.57	1.47	0.7095		1.09		Algorithm converged.	0.68	1.76
Investigations	Platelet count increased	<= 60	167	33.7	1	0.6	157	31.5	0	0.0		*	Quasi-complete separation of data points detected.				*	WARNING: Negative of Hessian not positive definite.			NE		Algorithm converged.	NE	NE	NE	0.3215	NE		Algorithm converged.	NE	NE
Investigations	Platelet count increased	> 60	328	66.3	1	0.3	341	68.5	1	0.3	1.04		Convergence criterion (GCONV=1E-8) satisfied.	0.06	16.69	0.000		Algorithm converged.	-0.008	0.008	1.04		Algorithm converged.	0.07	16.55	0.9780		0.96		Algorithm converged.	0.06	15.31
Investigations	Procalcitonin increased	<= 60	167	33.7	0	0.0	157	31.5	0	0.0	NE			NE	NE	NE		NE	NE	NE	NE		NE	NE	NE	NE	NE	NE		NE	NE	NE
Investigations	Procalcitonin increased	> 60	328	66.3	1	0.3	341	68.5	0	0.0		*	Quasi-complete separation of data points detected.				*	WARNING: The relative Hessian convergence criterion of 50.209912281 is greater than the limit of 0.0001. The convergence is questionable.			NE		Algorithm converged.	NE	NE	NE		NE		Algorithm converged.	NE	NE
Investigations	Red blood cell count decreased	<= 60	167	33.7	0	0.0	157	31.5	0	0.0	NE			NE	NE	NE		NE	NE	NE	NE		NE	NE	NE	NE	NE	NE		NE	NE	NE
Investigations	Red blood cell count decreased	> 60	328	66.3	0	0.0	341	68.5	1	0.3		*	Quasi-complete separation of data points detected.				*	ERROR: The mean parameter is either invalid or at a limit of its range for some observations.			0.00		Algorithm converged.	0.00	NE	0.9999		>999.99		Algorithm converged.	0.00	NE
Investigations	Red blood cell sedimentation rate increased	<= 60	167	33.7	0	0.0	157	31.5	1	0.6		*	Quasi-complete separation of data points detected.				*	WARNING: The relative Hessian convergence criterion of 22.107627839 is greater than the limit of 0.0001. The convergence is questionable.			0.00		Algorithm converged.	0.00	NE	0.9999	NE	>999.99		Algorithm converged.	0.00	NE
Investigations	Red blood cell sedimentation rate increased	> 60	328	66.3	0	0.0	341	68.5	0	0.0	NE			NE	NE	NE		NE	NE	NE	NE		NE	NE	NE	NE		NE		NE	NE	NE
Investigations	Total bile acids increased	<= 60	167	33.7	0	0.0	157	31.5	0	0.0	NE			NE	NE	NE		NE	NE	NE	NE		NE	NE	NE	NE	1.0000	NE		NE	NE	NE
Investigations	Total bile acids increased	> 60	328	66.3	1	0.3	341	68.5	1	0.3	1.04		Convergence criterion (GCONV=1E-8) satisfied.	0.06	16.69	0.000		Algorithm converged.	-0.008	0.008	1.04		Algorithm converged.	0.07	16.55	0.9780		0.96		Algorithm converged.	0.06	15.31
Investigations	Transaminases increased	<= 60	167	33.7	0	0.0	157	31.5	0	0.0	NE			NE	NE	NE		NE	NE	NE	NE		NE	NE	NE	NE	NE	NE		NE	NE	NE
Investigations	Transaminases increased	> 60	328	66.3	0	0.0	341	68.5	1	0.3		*	Quasi-complete separation of data points detected.				*	ERROR: The mean parameter is either invalid or at a limit of its range for some observations.			0.00		Algorithm converged.	0.00	NE	0.9999		>999.99		Algorithm converged.	0.00	NE
Investigations	Troponin I increased	<= 60	167	33.7	0	0.0	157	31.5	0	0.0	NE			NE	NE	NE		NE	NE	NE	NE		NE	NE	NE	NE	NE	NE		NE	NE	NE
Investigations	Troponin I increased	> 60	328	66.3	0	0.0	341	68.5	2	0.6		*	Quasi-complete separation of data points detected.				*	ERROR: The mean parameter is either invalid or at a limit of its range for some observations.			0.00		Algorithm converged.	0.00	NE	0.9999		>999.99		Algorithm converged.	0.00	NE
Investigations	Troponin T increased	<= 60	167	33.7	0	0.0	157	31.5	1	0.6		*	Quasi-complete separation of data points detected.				*	WARNING: The relative Hessian convergence criterion of 22.107627762 is greater than the limit of 0.0001. The convergence is questionable.			0.00		Algorithm converged.	0.00	NE	0.9999	0.0897	>999.99		Algorithm converged.	0.00	NE
Investigations	Troponin T increased	> 60	328	66.3	1	0.3	341	68.5	0	0.0		*	Quasi-complete separation of data points detected.				*	WARNING: Negative of Hessian not positive definite.			NE		Algorithm converged.	NE	NE	NE		NE		Algorithm converged.	NE	NE
Investigations	Troponin increased	<= 60	167	33.7	0	0.0	157	31.5	1	0.6		*	Quasi-complete separation of data points detected.				*	WARNING: The relative Hessian convergence criterion of 22.107627685 is greater than the limit of 0.0001. The convergence is questionable.			0.00		Algorithm converged.	0.00	NE	0.9999	NE	>999.99		Algorithm converged.	0.00	NE
Investigations	Troponin increased	> 60	328	66.3	0	0.0	341	68.5	0	0.0	NE			NE	NE	NE		NE	NE	NE	NE		NE	NE	NE	NE		NE		NE	NE	NE
Investigations	Vitamin D decreased	<= 60	167	33.7	1	0.6	157	31.5	1	0.6	0.94		Convergence criterion (GCONV=1E-8) satisfied.	0.06	15.15	0.000		Algorithm converged.	-0.017	0.017	0.94		Algorithm converged.	0.06	14.90	0.9651	0.3215	1.06		Algorithm converged.	0.07	16.86
Investigations	Vitamin D decreased	> 60	328	66.3	0	0.0	341	68.5	1	0.3		*	Quasi-complete separation of data points detected.				*	ERROR: The mean parameter is either invalid or at a limit of its range for some observations.			0.00		Algorithm converged.	0.00	NE	0.9999		>999.99		Algorithm converged.	0.00	NE
Investigations	Weight decreased	<= 60	167	33.7	14	8.4	157	31.5	9	5.7	1.50		Convergence criterion (GCONV=1E-8) satisfied.	0.63	3.58	0.027		Algorithm converged.	-0.029	0.082	1.46		Algorithm converged.	0.65	3.28	0.3569	0.2895	0.68		Algorithm converged.	0.30	1.53
Investigations	Weight decreased	> 60	328	66.3	51	15.5	341	68.5	58	17.0	0.90		Convergence criterion (GCONV=1E-8) satisfied.	0.60	1.36	-0.015		Algorithm converged.	-0.071	0.041	0.91		Algorithm converged.	0.65	1.29	0.6095		1.09		Algorithm converged.	0.78	1.54
Investigations	Weight increased	<= 60	167	33.7	9	5.4	157	31.5	9	5.7	0.94		Convergence criterion (GCONV=1E-8) satisfied.	0.36	2.42	-0.003		Algorithm converged.	-0.053	0.047	0.94		Algorithm converged.	0.38	2.31	0.8928	0.6605	1.06		Algorithm converged.	0.43	2.61
Investigations	Weight increased	> 60	328	66.3	13	4.0	341	68.5	11	3.2	1.24		Convergence criterion (GCONV=1E-8) satisfied.	0.55	2.80	0.007		Algorithm converged.	-0.021	0.036	1.23		Algorithm converged.	0.56	2.70	0.6088		0.81		Algorithm converged.	0.37	1.79
Investigations	White blood cell count decreased	<= 60	167	33.7	24	14.4	157	31.5	17	10.8	1.38		Convergence criterion (GCONV=1E-8) satisfied.	0.71	2.68	0.035		Algorithm converged.	-0.037	0.107	1.33		Algorithm converged.	0.74	2.37	0.3403	0.5881	0.75		Algorithm converged.	0.42	1.35
Investigations	White blood cell count decreased	> 60	328	66.3	42	12.8	341	68.5	40	11.7	1.11		Convergence criterion (GCONV=1E-8) satisfied.	0.70	1.75	0.011		Algorithm converged.	-0.039	0.060	1.09		Algorithm converged.	0.73	1.64	0.6719		0.92		Algorithm converged.	0.61	1.37
Investigations	White blood cell count increased	<= 60	167	33.7	0	0.0	157	31.5	0	0.0	NE			NE	NE	NE		NE	NE	NE	NE		NE	NE	NE	NE	1.0000	NE		NE	NE	NE
Investigations	White blood cell count increased	> 60	328	66.3	2	0.6	341	68.5	2	0.6	1.04		Convergence criterion (GCONV=1E-8) satisfied.	0.15	7.42	0.000		Algorithm converged.	-0.011	0.012	1.04		Algorithm converged.	0.15	7.34	0.9689		0.96		Algorithm converged.	0.14	6.79
Metabolism and nutrition disorders		<= 60	167	33.7	58	34.7	157	31.5	54	34.4	1.01		Convergence criterion (GCONV=1E-8) satisfied.	0.64	1.60	0.003		Algorithm converged.	-0.100	0.107	1.01		Algorithm converged.	0.75	1.36	0.9494	0.7296	0.99		Algorithm converged.	0.73	1.34
Metabolism and nutrition disorders		> 60	328	66.3	125	38.1	341	68.5	137	40.2	0.92		Convergence criterion (GCONV=1E-8) satisfied.	0.67	1.25	-0.021		Algorithm converged.	-0.095	0.053	0.95		Algorithm converged.	0.79	1.15	0.5844		1.05		Algorithm converged.	0.87	1.27
Metabolism and nutrition disorders	Abnormal loss of weight	<= 60	167	33.7	0	0.0	157	31.5	0	0.0	NE			NE	NE	NE		NE	NE	NE	NE		NE	NE	NE	NE	NE	NE		NE	NE	NE
Metabolism and nutrition disorders	Abnormal loss of weight	> 60	328	66.3	0	0.0	341	68.5	1	0.3		*	Quasi-complete separation of data points detected.				*	ERROR: The mean parameter is either invalid or at a limit of its range for some observations.			0.00		Algorithm converged.	0.00	NE	0.9999		>999.99		Algorithm converged.	0.00	NE
Metabolism and nutrition disorders	Decreased appetite	<= 60	167	33.7	24	14.4	157	31.5	14	8.9	1.71		Convergence criterion (GCONV=1E-8) satisfied.	0.85	3.45	0.055		Algorithm converged.	-0.015	0.124	1.61		Algorithm converged.	0.87	3.00	0.1327	0.2244	0.62		Algorithm converged.	0.33	1.16
Metabolism and nutrition disorders	Decreased appetite	> 60	328	66.3	52	15.9	341	68.5	52	15.2	1.05		Convergence criterion (GCONV=1E-8) satisfied.	0.69	1.59	0.006		Algorithm converged.	-0.049	0.061	1.04		Algorithm converged.	0.73	1.48	0.8292		0.96		Algorithm converged.	0.68	1.37
Metabolism and nutrition disorders	Dehydration	<= 60	167	33.7	9	5.4	157	31.5	2	1.3	4.41		Convergence criterion (GCONV=1E-8) satisfied.	0.94	20.76	0.041		Algorithm converged.	0.003	0.080	4.23		Algorithm converged.	0.93	19.28	0.0623	0.0023	0.24		Algorithm converged.	0.05	1.08
Metabolism and nutrition disorders	Dehydration	> 60	328	66.3	6	1.8	341	68.5	17	5.0	0.36		Convergence criterion (GCONV=1E-8) satisfied.	0.14	0.91	-0.032		Algorithm converged.	-0.059	-0.004	0.37		Algorithm converged.	0.15	0.92	0.0324		2.73		Algorithm converged.	1.09	6.83
Metabolism and nutrition disorders	Diabetes mellitus	<= 60	167	33.7	2	1.2	157	31.5	3	1.9	0.62		Convergence criterion (GCONV=1E-8) satisfied.	0.10	3.77	-0.007		Algorithm converged.	-0.034	0.020	0.63		Algorithm converged.	0.11	3.70	0.6061	0.6820	1.60		Algorithm converged.	0.27	9.42
Metabolism and nutrition disorders	Diabetes mellitus	> 60	328	66.3	1	0.3	341	68.5	3	0.9	0.34		Convergence criterion (GCONV=1E-8) satisfied.	0.04	3.33	-0.006		Algorithm converged.	-0.017	0.006	0.35		Algorithm converged.	0.04	3.31	0.3577		2.89		Algorithm converged.	0.30	27.60
Metabolism and nutrition disorders	Diabetes mellitus inadequate control	<= 60	167	33.7	0	0.0	157	31.5	0	0.0	NE			NE	NE	NE		NE	NE	NE	NE		NE	NE	NE	NE	NE	NE		NE	NE	NE
Metabolism and nutrition disorders	Diabetes mellitus inadequate control	> 60	328	66.3	0	0.0	341	68.5	2	0.6		*	Quasi-complete separation of data points detected.				*	ERROR: The mean parameter is either invalid or at a limit of its range for some observations.			0.00		Algorithm converged.	0.00	NE	0.9999		>999.99		Algorithm converged.	0.00	NE
Metabolism and nutrition disorders	Fluid retention	<= 60	167	33.7	0	0.0	157	31.5	0	0.0	NE			NE	NE	NE		NE	NE	NE	NE		NE	NE	NE	NE	NE	NE		NE	NE	NE
Metabolism and nutrition disorders	Fluid retention	> 60	328	66.3	1	0.3	341	68.5	0	0.0		*	Quasi-complete separation of data points detected.				*	WARNING: Negative of Hessian not positive definite.			NE		Algorithm converged.	NE	NE	NE		NE		Algorithm converged.	NE	NE
Metabolism and nutrition disorders	Glucose tolerance impaired	<= 60	167	33.7	1	0.6	157	31.5	1	0.6	0.94		Convergence criterion (GCONV=1E-8) satisfied.	0.06	15.15	0.000		Algorithm converged.	-0.017	0.017	0.94		Algorithm converged.	0.06	14.90	0.9651	1.0000	1.06		Algorithm converged.	0.07	16.86
Metabolism and nutrition disorders	Glucose tolerance impaired	> 60	328	66.3	0	0.0	341	68.5	0	0.0	NE			NE	NE	NE		NE	NE	NE	NE		NE	NE	NE	NE		NE		NE	NE	NE
Metabolism and nutrition disorders	Gout	<= 60	167	33.7	1	0.6	157	31.5	0	0.0		*	Quasi-complete separation of data points detected.				*	WARNING: Negative of Hessian not positive definite.			NE		Algorithm converged.	NE	NE	NE	0.2923	NE		Algorithm converged.	NE	NE
Metabolism and nutrition disorders	Gout	> 60	328	66.3	2	0.6	341	68.5	2	0.6	1.04		Convergence criterion (GCONV=1E-8) satisfied.	0.15	7.42	0.000		Algorithm converged.	-0.011	0.012	1.04		Algorithm converged.	0.15	7.34	0.9689		0.96		Algorithm converged.	0.14	6.79
Metabolism and nutrition disorders	Hypercalcaemia	<= 60	167	33.7	2	1.2	157	31.5	1	0.6	1.89		Convergence criterion (GCONV=1E-8) satisfied.	0.17	21.06	0.006		Algorithm converged.	-0.015	0.026	1.88		Algorithm converged.	0.17	20.53	0.6047	0.3920	0.53		Algorithm converged.	0.05	5.81
Metabolism and nutrition disorders	Hypercalcaemia	> 60	328	66.3	1	0.3	341	68.5	0	0.0		*	Quasi-complete separation of data points detected.				*	WARNING: Negative of Hessian not positive definite.			NE		Algorithm converged.	NE	NE	NE		NE		Algorithm converged.	NE	NE
Metabolism and nutrition disorders	Hypercholesterolaemia	<= 60	167	33.7	0	0.0	157	31.5	1	0.6		*	Quasi-complete separation of data points detected.				*	WARNING: The relative Hessian convergence criterion of 22.107627685 is greater than the limit of 0.0001. The convergence is questionable.			0.00		Algorithm converged.	0.00	NE	0.9999	0.0465	>999.99		Algorithm converged.	0.00	NE
Metabolism and nutrition disorders	Hypercholesterolaemia	> 60	328	66.3	2	0.6	341	68.5	0	0.0		*	Quasi-complete separation of data points detected.				*	WARNING: Negative of Hessian not positive definite.			NE		Algorithm converged.	NE	NE	NE		NE		Algorithm converged.	NE	NE
Metabolism and nutrition disorders	Hyperglycaemia	<= 60	167	33.7	9	5.4	157	31.5	7	4.5	1.22		Convergence criterion (GCONV=1E-8) satisfied.	0.44	3.36	0.009		Algorithm converged.	-0.038	0.056	1.21		Algorithm converged.	0.46	3.17	0.6997	0.7539	0.83		Algorithm converged.	0.32	2.17
Metabolism and nutrition disorders	Hyperglycaemia	> 60	328	66.3	21	6.4	341	68.5	15	4.4	1.49		Convergence criterion (GCONV=1E-8) satisfied.	0.75	2.94	0.020		Algorithm converged.	-0.014	0.054	1.46		Algorithm converged.	0.76	2.77	0.2541		0.69		Algorithm converged.	0.36	1.31
Metabolism and nutrition disorders	Hyperkalaemia	<= 60	167	33.7	1	0.6	157	31.5	1	0.6	0.94		Convergence criterion (GCONV=1E-8) satisfied.	0.06	15.15	0.000		Algorithm converged.	-0.017	0.017	0.94		Algorithm converged.	0.06	14.90	0.9651	0.8771	1.06		Algorithm converged.	0.07	16.86
Metabolism and nutrition disorders	Hyperkalaemia	> 60	328	66.3	5	1.5	341	68.5	7	2.1	0.74		Convergence criterion (GCONV=1E-8) satisfied.	0.23	2.35	-0.005		Algorithm converged.	-0.025	0.015	0.74		Algorithm converged.	0.24	2.32	0.6081		1.35		Algorithm converged.	0.43	4.20
Metabolism and nutrition disorders	Hyperlipidaemia	<= 60	167	33.7	0	0.0	157	31.5	0	0.0	NE			NE	NE	NE		NE	NE	NE	NE		NE	NE	NE	NE	1.0000	NE		NE	NE	NE
Metabolism and nutrition disorders	Hyperlipidaemia	> 60	328	66.3	1	0.3	341	68.5	1	0.3	1.04		Convergence criterion (GCONV=1E-8) satisfied.	0.06	16.69	0.000		Algorithm converged.	-0.008	0.008	1.04		Algorithm converged.	0.07	16.55	0.9780		0.96		Algorithm converged.	0.06	15.31
Metabolism and nutrition disorders	Hypermagnesaemia	<= 60	167	33.7	0	0.0	157	31.5	0	0.0	NE			NE	NE	NE		NE	NE	NE	NE		NE	NE	NE	NE	NE	NE		NE	NE	NE
Metabolism and nutrition disorders	Hypermagnesaemia	> 60	328	66.3	0	0.0	341	68.5	1	0.3		*	Quasi-complete separation of data points detected.				*	ERROR: The mean parameter is either invalid or at a limit of its range for some observations.			0.00		Algorithm converged.	0.00	NE	0.9999		>999.99		Algorithm converged.	0.00	NE
Metabolism and nutrition disorders	Hypernatraemia	<= 60	167	33.7	0	0.0	157	31.5	0	0.0	NE			NE	NE	NE		NE	NE	NE	NE		NE	NE	NE	NE	1.0000	NE		NE	NE	NE
Metabolism and nutrition disorders	Hypernatraemia	> 60	328	66.3	1	0.3	341	68.5	1	0.3	1.04		Convergence criterion (GCONV=1E-8) satisfied.	0.06	16.69	0.000		Algorithm converged.	-0.008	0.008	1.04		Algorithm converged.	0.07	16.55	0.9780		0.96		Algorithm converged.	0.06	15.31
Metabolism and nutrition disorders	Hyperphagia	<= 60	167	33.7	0	0.0	157	31.5	0	0.0	NE			NE	NE	NE		NE	NE	NE	NE		NE	NE	NE	NE	NE	NE		NE	NE	NE
Metabolism and nutrition disorders	Hyperphagia	> 60	328	66.3	0	0.0	341	68.5	1	0.3		*	Quasi-complete separation of data points detected.				*	ERROR: The mean parameter is either invalid or at a limit of its range for some observations.			0.00		Algorithm converged.	0.00	NE	0.9999		>999.99		Algorithm converged.	0.00	NE
Metabolism and nutrition disorders	Hyperphosphataemia	<= 60	167	33.7	0	0.0	157	31.5	1	0.6		*	Quasi-complete separation of data points detected.				*	WARNING: The relative Hessian convergence criterion of 22.107627762 is greater than the limit of 0.0001. The convergence is questionable.			0.00		Algorithm converged.	0.00	NE	0.9999	1.0000	>999.99		Algorithm converged.	0.00	NE
Metabolism and nutrition disorders	Hyperphosphataemia	> 60	328	66.3	0	0.0	341	68.5	1	0.3		*	Quasi-complete separation of data points detected.				*	ERROR: The mean parameter is either invalid or at a limit of its range for some observations.			0.00		Algorithm converged.	0.00	NE	0.9999		>999.99		Algorithm converged.	0.00	NE
Metabolism and nutrition disorders	Hypertriglyceridaemia	<= 60	167	33.7	3	1.8	157	31.5	2	1.3	1.42		Convergence criterion (GCONV=1E-8) satisfied.	0.23	8.60	0.005		Algorithm converged.	-0.021	0.032	1.41		Algorithm converged.	0.24	8.33	0.7044	0.5765	0.71		Algorithm converged.	0.12	4.19
Metabolism and nutrition disorders	Hypertriglyceridaemia	> 60	328	66.3	2	0.6	341	68.5	3	0.9	0.69		Convergence criterion (GCONV=1E-8) satisfied.	0.11	4.16	-0.003		Algorithm converged.	-0.016	0.010	0.69		Algorithm converged.	0.12	4.12	0.6869		1.44		Algorithm converged.	0.24	8.58
Metabolism and nutrition disorders	Hyperuricaemia	<= 60	167	33.7	6	3.6	157	31.5	6	3.8	0.94		Convergence criterion (GCONV=1E-8) satisfied.	0.30	2.97	-0.002		Algorithm converged.	-0.043	0.039	0.94		Algorithm converged.	0.31	2.85	0.9132	0.6406	1.06		Algorithm converged.	0.35	3.23
Metabolism and nutrition disorders	Hyperuricaemia	> 60	328	66.3	9	2.7	341	68.5	7	2.1	1.35		Convergence criterion (GCONV=1E-8) satisfied.	0.50	3.66	0.007		Algorithm converged.	-0.016	0.030	1.34		Algorithm converged.	0.50	3.55	0.5601		0.75		Algorithm converged.	0.28	1.99
Metabolism and nutrition disorders	Hypervolaemia	<= 60	167	33.7	1	0.6	157	31.5	0	0.0		*	Quasi-complete separation of data points detected.				*	ERROR: Error in computing the link function, its derivatives, or the variance function.			NE		Algorithm converged.	NE	NE	NE	0.0276	NE		Algorithm converged.	NE	NE
Metabolism and nutrition disorders	Hypervolaemia	> 60	328	66.3	0	0.0	341	68.5	4	1.2		*	Quasi-complete separation of data points detected.				*	ERROR: The mean parameter is either invalid or at a limit of its range for some observations.			0.00		Algorithm converged.	0.00	NE	0.9999		>999.99		Algorithm converged.	0.00	NE
Metabolism and nutrition disorders	Hypoalbuminaemia	<= 60	167	33.7	1	0.6	157	31.5	7	4.5	0.13		Convergence criterion (GCONV=1E-8) satisfied.	0.02	1.06	-0.039		Algorithm converged.	-0.073	-0.004	0.13		Algorithm converged.	0.02	1.08	0.0590	0.0091	7.45		Algorithm converged.	0.93	59.83
Metabolism and nutrition disorders	Hypoalbuminaemia	> 60	328	66.3	15	4.6	341	68.5	10	2.9	1.59		Convergence criterion (GCONV=1E-8) satisfied.	0.70	3.58	0.016		Algorithm converged.	-0.012	0.045	1.56		Algorithm converged.	0.71	3.42	0.2677		0.64		Algorithm converged.	0.29	1.41
Metabolism and nutrition disorders	Hypocalcaemia	<= 60	167	33.7	3	1.8	157	31.5	1	0.6	2.85		Convergence criterion (GCONV=1E-8) satisfied.	0.29	27.72	0.012		Algorithm converged.	-0.012	0.035	2.82		Algorithm converged.	0.30	26.83	0.3670	0.2126	0.35		Algorithm converged.	0.04	3.37
Metabolism and nutrition disorders	Hypocalcaemia	> 60	328	66.3	7	2.1	341	68.5	11	3.2	0.65		Convergence criterion (GCONV=1E-8) satisfied.	0.25	1.71	-0.011		Algorithm converged.	-0.035	0.014	0.66		Algorithm converged.	0.26	1.69	0.3867		1.51		Algorithm converged.	0.59	3.85
Metabolism and nutrition disorders	Hypochloraemia	<= 60	167	33.7	0	0.0	157	31.5	0	0.0	NE			NE	NE	NE		NE	NE	NE	NE		NE	NE	NE	NE	NE	NE		NE	NE	NE
Metabolism and nutrition disorders	Hypochloraemia	> 60	328	66.3	0	0.0	341	68.5	1	0.3		*	Quasi-complete separation of data points detected.				*	ERROR: The mean parameter is either invalid or at a limit of its range for some observations.			0.00		Algorithm converged.	0.00	NE	0.9999		>999.99		Algorithm converged.	0.00	NE
Metabolism and nutrition disorders	Hypoglycaemia	<= 60	167	33.7	1	0.6	157	31.5	0	0.0		*	Quasi-complete separation of data points detected.				*	WARNING: Negative of Hessian not positive definite.			NE		Algorithm converged.	NE	NE	NE	0.0922	NE		Algorithm converged.	NE	NE
Metabolism and nutrition disorders	Hypoglycaemia	> 60	328	66.3	1	0.3	341	68.5	5	1.5	0.21		Convergence criterion (GCONV=1E-8) satisfied.	0.02	1.77	-0.012		Algorithm converged.	-0.026	0.002	0.21		Algorithm converged.	0.02	1.77	0.1506		4.81		Algorithm converged.	0.56	40.95
Metabolism and nutrition disorders	Hypokalaemia	<= 60	167	33.7	15	9.0	157	31.5	11	7.0	1.31		Convergence criterion (GCONV=1E-8) satisfied.	0.58	2.95	0.020		Algorithm converged.	-0.039	0.079	1.28		Algorithm converged.	0.61	2.71	0.5145	0.2085	0.78		Algorithm converged.	0.37	1.65
Metabolism and nutrition disorders	Hypokalaemia	> 60	328	66.3	29	8.8	341	68.5	41	12.0	0.71		Convergence criterion (GCONV=1E-8) satisfied.	0.43	1.17	-0.032		Algorithm converged.	-0.078	0.014	0.74		Algorithm converged.	0.47	1.15	0.1813		1.36		Algorithm converged.	0.87	2.13
Metabolism and nutrition disorders	Hypomagnesaemia	<= 60	167	33.7	8	4.8	157	31.5	6	3.8	1.27		Convergence criterion (GCONV=1E-8) satisfied.	0.43	3.73	0.010		Algorithm converged.	-0.034	0.054	1.25		Algorithm converged.	0.44	3.53	0.6690	0.4689	0.80		Algorithm converged.	0.28	2.25
Metabolism and nutrition disorders	Hypomagnesaemia	> 60	328	66.3	14	4.3	341	68.5	7	2.1	2.13		Convergence criterion (GCONV=1E-8) satisfied.	0.85	5.34	0.022		Algorithm converged.	-0.004	0.049	2.08		Algorithm converged.	0.85	5.09	0.1087		0.48		Algorithm converged.	0.20	1.18
Metabolism and nutrition disorders	Hyponatraemia	<= 60	167	33.7	3	1.8	157	31.5	4	2.5	0.70		Convergence criterion (GCONV=1E-8) satisfied.	0.15	3.18	-0.008		Algorithm converged.	-0.039	0.024	0.71		Algorithm converged.	0.16	3.10	0.6438	0.7830	1.42		Algorithm converged.	0.32	6.24
Metabolism and nutrition disorders	Hyponatraemia	> 60	328	66.3	8	2.4	341	68.5	15	4.4	0.54		Convergence criterion (GCONV=1E-8) satisfied.	0.23	1.30	-0.020		Algorithm converged.	-0.047	0.008	0.55		Algorithm converged.	0.24	1.29	0.1711		1.80		Algorithm converged.	0.78	4.20
Metabolism and nutrition disorders	Hypophagia	<= 60	167	33.7	0	0.0	157	31.5	0	0.0	NE			NE	NE	NE		NE	NE	NE	NE		NE	NE	NE	NE	NE	NE		NE	NE	NE
Metabolism and nutrition disorders	Hypophagia	> 60	328	66.3	1	0.3	341	68.5	0	0.0		*	Quasi-complete separation of data points detected.				*	WARNING: Negative of Hessian not positive definite.			NE		Algorithm converged.	NE	NE	NE		NE		Algorithm converged.	NE	NE
Metabolism and nutrition disorders	Hypophosphataemia	<= 60	167	33.7	5	3.0	157	31.5	1	0.6	4.81		Convergence criterion (GCONV=1E-8) satisfied.	0.56	41.68	0.024		Algorithm converged.	-0.005	0.052	4.70		Algorithm converged.	0.56	39.79	0.1556	0.2833	0.21		Algorithm converged.	0.03	1.80
Metabolism and nutrition disorders	Hypophosphataemia	> 60	328	66.3	16	4.9	341	68.5	11	3.2	1.54		Convergence criterion (GCONV=1E-8) satisfied.	0.70	3.37	0.017		Algorithm converged.	-0.013	0.046	1.51		Algorithm converged.	0.71	3.21	0.2814		0.66		Algorithm converged.	0.31	1.40
Metabolism and nutrition disorders	Hypoproteinaemia	<= 60	167	33.7	0	0.0	157	31.5	1	0.6		*	Quasi-complete separation of data points detected.				*	WARNING: The relative Hessian convergence criterion of 22.107627839 is greater than the limit of 0.0001. The convergence is questionable.			0.00		Algorithm converged.	0.00	NE	0.9999	1.0000	>999.99		Algorithm converged.	0.00	NE
Metabolism and nutrition disorders	Hypoproteinaemia	> 60	328	66.3	0	0.0	341	68.5	2	0.6		*	Quasi-complete separation of data points detected.				*	ERROR: The mean parameter is either invalid or at a limit of its range for some observations.			0.00		Algorithm converged.	0.00	NE	0.9999		>999.99		Algorithm converged.	0.00	NE
Metabolism and nutrition disorders	Hypovitaminosis	<= 60	167	33.7	1	0.6	157	31.5	0	0.0		*	Quasi-complete separation of data points detected.				*	WARNING: Negative of Hessian not positive definite.			NE		Algorithm converged.	NE	NE	NE	0.1018	NE		Algorithm converged.	NE	NE
Metabolism and nutrition disorders	Hypovitaminosis	> 60	328	66.3	0	0.0	341	68.5	1	0.3		*	Quasi-complete separation of data points detected.				*	ERROR: The mean parameter is either invalid or at a limit of its range for some observations.			0.00		Algorithm converged.	0.00	NE	0.9999		>999.99		Algorithm converged.	0.00	NE
Metabolism and nutrition disorders	Hypovolaemia	<= 60	167	33.7	0	0.0	157	31.5	0	0.0	NE			NE	NE	NE		NE	NE	NE	NE		NE	NE	NE	NE	NE	NE		NE	NE	NE
Metabolism and nutrition disorders	Hypovolaemia	> 60	328	66.3	1	0.3	341	68.5	0	0.0		*	Quasi-complete separation of data points detected.				*	WARNING: Negative of Hessian not positive definite.			NE		Algorithm converged.	NE	NE	NE		NE		Algorithm converged.	NE	NE
Metabolism and nutrition disorders	Iron deficiency	<= 60	167	33.7	0	0.0	157	31.5	1	0.6		*	Quasi-complete separation of data points detected.				*	WARNING: The relative Hessian convergence criterion of 22.107627762 is greater than the limit of 0.0001. The convergence is questionable.			0.00		Algorithm converged.	0.00	NE	0.9999	0.2905	>999.99		Algorithm converged.	0.00	NE
Metabolism and nutrition disorders	Iron deficiency	> 60	328	66.3	1	0.3	341	68.5	1	0.3	1.04		Convergence criterion (GCONV=1E-8) satisfied.	0.06	16.69	0.000		Algorithm converged.	-0.008	0.008	1.04		Algorithm converged.	0.07	16.55	0.9780		0.96		Algorithm converged.	0.06	15.31
Metabolism and nutrition disorders	Lactic acidosis	<= 60	167	33.7	0	0.0	157	31.5	1	0.6		*	Quasi-complete separation of data points detected.				*	WARNING: The relative Hessian convergence criterion of 22.107627762 is greater than the limit of 0.0001. The convergence is questionable.			0.00		Algorithm converged.	0.00	NE	0.9999	1.0000	>999.99		Algorithm converged.	0.00	NE
Metabolism and nutrition disorders	Lactic acidosis	> 60	328	66.3	0	0.0	341	68.5	1	0.3		*	Quasi-complete separation of data points detected.				*	ERROR: The mean parameter is either invalid or at a limit of its range for some observations.			0.00		Algorithm converged.	0.00	NE	0.9999		>999.99		Algorithm converged.	0.00	NE
Metabolism and nutrition disorders	Malnutrition	<= 60	167	33.7	1	0.6	157	31.5	1	0.6	0.94		Convergence criterion (GCONV=1E-8) satisfied.	0.06	15.15	0.000		Algorithm converged.	-0.017	0.017	0.94		Algorithm converged.	0.06	14.90	0.9651	0.1757	1.06		Algorithm converged.	0.07	16.86
Metabolism and nutrition disorders	Malnutrition	> 60	328	66.3	2	0.6	341	68.5	0	0.0		*	Quasi-complete separation of data points detected.				*	WARNING: Negative of Hessian not positive definite.			NE		Algorithm converged.	NE	NE	NE		NE		Algorithm converged.	NE	NE

Metabolism and nutrition disorders	Mineral deficiency	<= 60		167	33.7	0	0.0	157	31.5	0	0.0	NE			NE	NE	NE		NE	NE	NE	NE		NE	NE	NE	NE	NE	NE		NE	NE	NE
Metabolism and nutrition disorders	Mineral deficiency	> 60		328	66.3	1	0.3	341	68.5	0	0.0		*	Quasi-complete separation of data points detected.				*	WARNING: Negative of Hessian not positive definite.			NE		Algorithm converged.	NE	NE	NE		NE		Algorithm converged.	NE	NE
Metabolism and nutrition disorders	Salt craving	<= 60		167	33.7	0	0.0	157	31.5	0	0.0	NE			NE	NE	NE		NE	NE	NE	NE		NE	NE	NE	NE	NE	NE		NE	NE	NE
Metabolism and nutrition disorders	Salt craving	> 60		328	66.3	1	0.3	341	68.5	0	0.0		*	Quasi-complete separation of data points detected.				*	WARNING: Negative of Hessian not positive definite.			NE		Algorithm converged.	NE	NE	NE		NE		Algorithm converged.	NE	NE
Metabolism and nutrition disorders	Tumour lysis syndrome	<= 60		167	33.7	0	0.0	157	31.5	0	0.0	NE			NE	NE	NE		NE	NE	NE	NE		NE	NE	NE	NE	1.0000	NE		NE	NE	NE
Metabolism and nutrition disorders	Tumour lysis syndrome	> 60		328	66.3	2	0.6	341	68.5	4	1.2	0.52		Convergence criterion (GCONV=1E-8) satisfied.	0.09	2.84	-0.006		Algorithm converged.	-0.020	0.009	0.52		Algorithm converged.	0.10	2.82	0.4481		1.92		Algorithm converged.	0.35	10.43
Metabolism and nutrition disorders	Type 2 diabetes mellitus	<= 60		167	33.7	1	0.6	157	31.5	0	0.0		*	Quasi-complete separation of data points detected.				*	WARNING: Negative of Hessian not positive definite.			NE		Algorithm converged.	NE	NE	NE	0.1018	NE		Algorithm converged.	NE	NE
Metabolism and nutrition disorders	Type 2 diabetes mellitus	> 60		328	66.3	0	0.0	341	68.5	1	0.3		*	Quasi-complete separation of data points detected.				*	ERROR: The mean parameter is either invalid or at a limit of its range for some observations.			0.00		Algorithm converged.	0.00	NE	0.9999		>999.99		Algorithm converged.	0.00	NE
Metabolism and nutrition disorders	Vitamin B1 deficiency	<= 60		167	33.7	0	0.0	157	31.5	0	0.0	NE			NE	NE	NE		NE	NE	NE	NE		NE	NE	NE	NE	NE	NE		NE	NE	NE
Metabolism and nutrition disorders	Vitamin B1 deficiency	> 60		328	66.3	1	0.3	341	68.5	0	0.0		*	Quasi-complete separation of data points detected.				*	WARNING: Negative of Hessian not positive definite.			NE		Algorithm converged.	NE	NE	NE		NE		Algorithm converged.	NE	NE
Metabolism and nutrition disorders	Vitamin D deficiency	<= 60		167	33.7	1	0.6	157	31.5	4	2.5	0.23		Convergence criterion (GCONV=1E-8) satisfied.	0.03	2.08	-0.019		Algorithm converged.	-0.047	0.008	0.24		Algorithm converged.	0.03	2.08	0.1930	0.3531	4.25		Algorithm converged.	0.48	37.66
Metabolism and nutrition disorders	Vitamin D deficiency	> 60		328	66.3	3	0.9	341	68.5	4	1.2	0.78		Convergence criterion (GCONV=1E-8) satisfied.	0.17	3.50	-0.003		Algorithm converged.	-0.018	0.013	0.78		Algorithm converged.	0.18	3.46	0.7433		1.28		Algorithm converged.	0.29	5.69
Musculoskeletal and connective tissue disorders		<= 60		167	33.7	52	31.1	157	31.5	51	32.5	0.94		Convergence criterion (GCONV=1E-8) satisfied.	0.59	1.50	-0.013		Algorithm converged.	-0.115	0.088	0.96		Algorithm converged.	0.70	1.32	0.7948	0.7071	1.04		Algorithm converged.	0.76	1.44
Musculoskeletal and connective tissue disorders		> 60		328	66.3	81	24.7	341	68.5	95	27.9	0.85		Convergence criterion (GCONV=1E-8) satisfied.	0.60	1.20	-0.032		Algorithm converged.	-0.098	0.035	0.89		Algorithm converged.	0.69	1.14	0.3536		1.13		Algorithm converged.	0.87	1.46
Musculoskeletal and connective tissue disorders	Arthralgia	<= 60		167	33.7	11	6.6	157	31.5	14	8.9	0.72		Convergence criterion (GCONV=1E-8) satisfied.	0.32	1.64	-0.023		Algorithm converged.	-0.082	0.035	0.74		Algorithm converged.	0.35	1.58	0.4341	0.7754	1.35		Algorithm converged.	0.63	2.89
Musculoskeletal and connective tissue disorders	Arthralgia	> 60		328	66.3	18	5.5	341	68.5	22	6.5	0.84		Convergence criterion (GCONV=1E-8) satisfied.	0.44	1.60	-0.010		Algorithm converged.	-0.046	0.026	0.85		Algorithm converged.	0.46	1.56	0.5997		1.18		Algorithm converged.	0.64	2.15
Musculoskeletal and connective tissue disorders	Back pain	<= 60		167	33.7	18	10.8	157	31.5	17	10.8	0.99		Convergence criterion (GCONV=1E-8) satisfied.	0.49	2.01	0.000		Algorithm converged.	-0.068	0.067	1.00		Algorithm converged.	0.53	1.86	0.9885	0.6187	1.00		Algorithm converged.	0.54	1.88
Musculoskeletal and connective tissue disorders	Back pain	> 60		328	66.3	25	7.6	341	68.5	32	9.4	0.80		Convergence criterion (GCONV=1E-8) satisfied.	0.46	1.38	-0.018		Algorithm converged.	-0.060	0.025	0.81		Algorithm converged.	0.49	1.34	0.4156		1.23		Algorithm converged.	0.75	2.03
Musculoskeletal and connective tissue disorders	Bone pain	<= 60		167	33.7	10	6.0	157	31.5	12	7.6	0.77		Convergence criterion (GCONV=1E-8) satisfied.	0.32	1.84	-0.017		Algorithm converged.	-0.072	0.038	0.78		Algorithm converged.	0.35	1.76	0.5550	0.6349	1.28		Algorithm converged.	0.57	2.87
Musculoskeletal and connective tissue disorders	Bone pain	> 60		328	66.3	11	3.4	341	68.5	19	5.6	0.59		Convergence criterion (GCONV=1E-8) satisfied.	0.28	1.26	-0.022		Algorithm converged.	-0.053	0.009	0.60		Algorithm converged.	0.29	1.25	0.1711		1.66		Algorithm converged.	0.80	3.44
Musculoskeletal and connective tissue disorders	Clubbing	<= 60		167	33.7	0	0.0	157	31.5	0	0.0	NE			NE	NE	NE		NE	NE	NE	NE		NE	NE	NE	NE	NE	NE		NE	NE	NE
Musculoskeletal and connective tissue disorders	Clubbing	> 60		328	66.3	0	0.0	341	68.5	1	0.3		*	Quasi-complete separation of data points detected.				*	ERROR: The mean parameter is either invalid or at a limit of its range for some observations.			0.00		Algorithm converged.	0.00	NE	0.9999		>999.99		Algorithm converged.	0.00	NE
Musculoskeletal and connective tissue disorders	Dupuytren's contracture	<= 60		167	33.7	0	0.0	157	31.5	1	0.6		*	Quasi-complete separation of data points detected.				*	WARNING: The relative Hessian convergence criterion of 22.107627839 is greater than the limit of 0.0001. The convergence is questionable.			0.00		Algorithm converged.	0.00	NE	0.9999	NE	>999.99		Algorithm converged.	0.00	NE
Musculoskeletal and connective tissue disorders	Dupuytren's contracture	> 60		328	66.3	0	0.0	341	68.5	0	0.0	NE			NE	NE	NE		NE	NE	NE	NE		NE	NE	NE	NE		NE		NE	NE	NE
Musculoskeletal and connective tissue disorders	Flank pain	<= 60		167	33.7	1	0.6	157	31.5	3	1.9	0.31		Convergence criterion (GCONV=1E-8) satisfied.	0.03	3.00	-0.013		Algorithm converged.	-0.038	0.011	0.31		Algorithm converged.	0.03	2.98	0.3127	1.0000	3.19		Algorithm converged.	0.34	30.36
Musculoskeletal and connective tissue disorders	Flank pain	> 60		328	66.3	0	0.0	341	68.5	0	0.0	NE			NE	NE	NE		NE	NE	NE	NE		NE	NE	NE	NE		NE		NE	NE	NE
Musculoskeletal and connective tissue disorders	Groin pain	<= 60		167	33.7	0	0.0	157	31.5	0	0.0	NE			NE	NE	NE		NE	NE	NE	NE		NE	NE	NE	NE	NE	NE		NE	NE	NE
Musculoskeletal and connective tissue disorders	Groin pain	> 60		328	66.3	2	0.6	341	68.5	0	0.0		*	Quasi-complete separation of data points detected.				*	WARNING: Negative of Hessian not positive definite.			NE		Algorithm converged.	NE	NE	NE		NE		Algorithm converged.	NE	NE
Musculoskeletal and connective tissue disorders	Inguinal mass	<= 60		167	33.7	0	0.0	157	31.5	1	0.6		*	Quasi-complete separation of data points detected.				*	WARNING: The relative Hessian convergence criterion of 22.107627685 is greater than the limit of 0.0001. The convergence is questionable.			0.00		Algorithm converged.	0.00	NE	0.9999	NE	>999.99		Algorithm converged.	0.00	NE
Musculoskeletal and connective tissue disorders	Inguinal mass	> 60		328	66.3	0	0.0	341	68.5	0	0.0	NE			NE	NE	NE		NE	NE	NE	NE		NE	NE	NE	NE		NE		NE	NE	NE
Musculoskeletal and connective tissue disorders	Intervertebral disc protrusion	<= 60		167	33.7	0	0.0	157	31.5	0	0.0	NE			NE	NE	NE		NE	NE	NE	NE		NE	NE	NE	NE	NE	NE		NE	NE	NE
Musculoskeletal and connective tissue disorders	Intervertebral disc protrusion	> 60		328	66.3	1	0.3	341	68.5	0	0.0		*	Quasi-complete separation of data points detected.				*	WARNING: Negative of Hessian not positive definite.			NE		Algorithm converged.	NE	NE	NE		NE		Algorithm converged.	NE	NE
Musculoskeletal and connective tissue disorders	Joint stiffness	<= 60		167	33.7	2	1.2	157	31.5	1	0.6	1.89		Convergence criterion (GCONV=1E-8) satisfied.	0.17	21.06	0.006		Algorithm converged.	-0.015	0.026	1.88		Algorithm converged.	0.17	20.53	0.6047	0.3920	0.53		Algorithm converged.	0.05	5.81
Musculoskeletal and connective tissue disorders	Joint stiffness	> 60		328	66.3	1	0.3	341	68.5	0	0.0		*	Quasi-complete separation of data points detected.				*	WARNING: Negative of Hessian not positive definite.			NE		Algorithm converged.	NE	NE	NE		NE		Algorithm converged.	NE	NE
Musculoskeletal and connective tissue disorders	Joint swelling	<= 60		167	33.7	0	0.0	157	31.5	1	0.6		*	Quasi-complete separation of data points detected.				*	WARNING: The relative Hessian convergence criterion of 22.107627839 is greater than the limit of 0.0001. The convergence is questionable.			0.00		Algorithm converged.	0.00	NE	0.9999	0.2905	>999.99		Algorithm converged.	0.00	NE
Musculoskeletal and connective tissue disorders	Joint swelling	> 60		328	66.3	1	0.3	341	68.5	1	0.3	1.04		Convergence criterion (GCONV=1E-8) satisfied.	0.06	16.69	0.000		Algorithm converged.	-0.008	0.008	1.04		Algorithm converged.	0.07	16.55	0.9780		0.96		Algorithm converged.	0.06	15.31
Musculoskeletal and connective tissue disorders	Limb discomfort	<= 60		167	33.7	1	0.6	157	31.5	0	0.0		*	Quasi-complete separation of data points detected.				*	WARNING: Negative of Hessian not positive definite.			NE		Algorithm converged.	NE	NE	NE	1.0000	NE		Algorithm converged.	NE	NE
Musculoskeletal and connective tissue disorders	Limb discomfort	> 60		328	66.3	1	0.3	341	68.5	0	0.0		*	Quasi-complete separation of data points detected.				*	WARNING: Negative of Hessian not positive definite.			NE		Algorithm converged.	NE	NE	NE		NE		Algorithm converged.	NE	NE
Musculoskeletal and connective tissue disorders	Mobility decreased	<= 60		167	33.7	0	0.0	157	31.5	0	0.0	NE			NE	NE	NE		NE	NE	NE	NE		NE	NE	NE	NE	NE	NE		NE	NE	NE
Musculoskeletal and connective tissue disorders	Mobility decreased	> 60		328	66.3	1	0.3	341	68.5	0	0.0		*	Quasi-complete separation of data points detected.				*	WARNING: Negative of Hessian not positive definite.			NE		Algorithm converged.	NE	NE	NE		NE		Algorithm converged.	NE	NE
Musculoskeletal and connective tissue disorders	Muscle contracture	<= 60		167	33.7	1	0.6	157	31.5	0	0.0		*	Quasi-complete separation of data points detected.				*	WARNING: Negative of Hessian not positive definite.			NE		Algorithm converged.	NE	NE	NE	NE	NE		Algorithm converged.	NE	NE
Musculoskeletal and connective tissue disorders	Muscle contracture	> 60		328	66.3	0	0.0	341	68.5	0	0.0	NE			NE	NE	NE		NE	NE	NE	NE		NE	NE	NE	NE		NE		NE	NE	NE
Musculoskeletal and connective tissue disorders	Muscle oedema	<= 60		167	33.7	0	0.0	157	31.5	0	0.0	NE			NE	NE	NE		NE	NE	NE	NE		NE	NE	NE	NE	NE	NE		NE	NE	NE
Musculoskeletal and connective tissue disorders	Muscle oedema	> 60		328	66.3	1	0.3	341	68.5	0	0.0		*	Quasi-complete separation of data points detected.				*	WARNING: Negative of Hessian not positive definite.			NE		Algorithm converged.	NE	NE	NE		NE		Algorithm converged.	NE	NE
Musculoskeletal and connective tissue disorders	Muscle spasms	<= 60		167	33.7	5	3.0	157	31.5	11	7.0	0.41		Convergence criterion (GCONV=1E-8) satisfied.	0.14	1.21	-0.040		Algorithm converged.	-0.088	0.007	0.43		Algorithm converged.	0.15	1.20	0.1072	0.1009	2.34		Algorithm converged.	0.83	6.58
Musculoskeletal and connective tissue disorders	Muscle spasms	> 60		328	66.3	15	4.6	341	68.5	13	3.8	1.21		Convergence criterion (GCONV=1E-8) satisfied.	0.57	2.58	0.008		Algorithm converged.	-0.023	0.038	1.20		Algorithm converged.	0.58	2.48	0.6238		0.83		Algorithm converged.	0.40	1.72
Musculoskeletal and connective tissue disorders	Muscle tightness	<= 60		167	33.7	0	0.0	157	31.5	1	0.6		*	Quasi-complete separation of data points detected.				*	WARNING: The relative Hessian convergence criterion of 22.107627762 is greater than the limit of 0.0001. The convergence is questionable.			0.00		Algorithm converged.	0.00	NE	0.9999	NE	>999.99		Algorithm converged.	0.00	NE
Musculoskeletal and connective tissue disorders	Muscle tightness	> 60		328	66.3	0	0.0	341	68.5	0	0.0	NE			NE	NE	NE		NE	NE	NE	NE		NE	NE	NE	NE		NE		NE	NE	NE
Musculoskeletal and connective tissue disorders	Muscular weakness	<= 60		167	33.7	3	1.8	157	31.5	3	1.9	0.94		Convergence criterion (GCONV=1E-8) satisfied.	0.19	4.72	-0.001		Algorithm converged.	-0.031	0.028	0.94		Algorithm converged.	0.19	4.59	0.9392	0.6187	1.06		Algorithm converged.	0.22	5.19
Musculoskeletal and connective tissue disorders	Muscular weakness	> 60		328	66.3	5	1.5	341	68.5	9	2.6	0.57		Convergence criterion (GCONV=1E-8) satisfied.	0.19	1.72	-0.011		Algorithm converged.	-0.033	0.010	0.58		Algorithm converged.	0.20	1.71	0.3204		1.73		Algorithm converged.	0.59	5.11
Musculoskeletal and connective tissue disorders	Musculoskeletal chest pain	<= 60		167	33.7	3	1.8	157	31.5	1	0.6	2.85		Convergence criterion (GCONV=1E-8) satisfied.	0.29	27.72	0.012		Algorithm converged.	-0.012	0.035	2.82		Algorithm converged.	0.30	26.83	0.3670	0.0565	0.35		Algorithm converged.	0.04	3.37
Musculoskeletal and connective tissue disorders	Musculoskeletal chest pain	> 60		328	66.3	0	0.0	341	68.5	2	0.6		*	Quasi-complete separation of data points detected.				*	ERROR: The mean parameter is either invalid or at a limit of its range for some observations.			0.00		Algorithm converged.	0.00	NE	0.9999		>999.99		Algorithm converged.	0.00	NE
Musculoskeletal and connective tissue disorders	Musculoskeletal pain	<= 60		167	33.7	1	0.6	157	31.5	1	0.6	0.94		Convergence criterion (GCONV=1E-8) satisfied.	0.06	15.15	0.000		Algorithm converged.	-0.017	0.017	0.94		Algorithm converged.	0.06	14.90	0.9651	0.2015	1.06		Algorithm converged.	0.07	16.86
Musculoskeletal and connective tissue disorders	Musculoskeletal pain	> 60		328	66.3	0	0.0	341	68.5	2	0.6		*	Quasi-complete separation of data points detected.				*	ERROR: The mean parameter is either invalid or at a limit of its range for some observations.			0.00		Algorithm converged.	0.00	NE	0.9999		>999.99		Algorithm converged.	0.00	NE
Musculoskeletal and connective tissue disorders	Musculoskeletal stiffness	<= 60		167	33.7	1	0.6	157	31.5	1	0.6	0.94		Convergence criterion (GCONV=1E-8) satisfied.	0.06	15.15	0.000		Algorithm converged.	-0.017	0.017	0.94		Algorithm converged.	0.06	14.90	0.9651	0.7631	1.06		Algorithm converged.	0.07	16.86
Musculoskeletal and connective tissue disorders	Musculoskeletal stiffness	> 60		328	66.3	3	0.9	341	68.5	2	0.6	1.56		Convergence criterion (GCONV=1E-8) satisfied.	0.26	9.42	0.003		Algorithm converged.	-0.010	0.016	1.56		Algorithm converged.	0.26	9.27	0.6252		0.64		Algorithm converged.	0.11	3.81
Musculoskeletal and connective tissue disorders	Myalgia	<= 60		167	33.7	8	4.8	157	31.5	5	3.2	1.53		Convergence criterion (GCONV=1E-8) satisfied.	0.49	4.78	0.016		Algorithm converged.	-0.026	0.059	1.50		Algorithm converged.	0.50	4.50	0.4653	0.9863	0.66		Algorithm converged.	0.22	1.99
Musculoskeletal and connective tissue disorders	Myalgia	> 60		328	66.3	10	3.0	341	68.5	7	2.1	1.50		Convergence criterion (GCONV=1E-8) satisfied.	0.56	3.99	0.010		Algorithm converged.	-0.014	0.034	1.49		Algorithm converged.	0.57	3.86	0.4164		0.67		Algorithm converged.	0.26	1.75
Musculoskeletal and connective tissue disorders	Neck pain	<= 60		167	33.7	8	4.8	157	31.5	2	1.3	3.90		Convergence criterion (GCONV=1E-8) satisfied.	0.82	18.65	0.035		Algorithm converged.	-0.002	0.072	3.76		Algorithm converged.	0.81	17.44	0.0906	0.2079	0.27		Algorithm converged.	0.06	1.23
Musculoskeletal and connective tissue disorders	Neck pain	> 60		328	66.3	4	1.2	341	68.5	4	1.2	1.04		Convergence criterion (GCONV=1E-8) satisfied.	0.26	4.19	0.000		Algorithm converged.	-0.016	0.017	1.04		Algorithm converged.	0.26	4.12	0.9559		0.96		Algorithm converged.	0.24	3.81
Musculoskeletal and connective tissue disorders	Osteoarthritis	<= 60		167	33.7	1	0.6	157	31.5	0	0.0		*	Quasi-complete separation of data points detected.				*	WARNING: Negative of Hessian not positive definite.			NE		Algorithm converged.	NE	NE	NE	NE	NE		Algorithm converged.	NE	NE
Musculoskeletal and connective tissue disorders	Osteoarthritis	> 60		328	66.3	0	0.0	341	68.5	0	0.0	NE			NE	NE	NE		NE	NE	NE	NE		NE	NE	NE	NE		NE		NE	NE	NE
Musculoskeletal and connective tissue disorders	Osteoporosis	<= 60		167	33.7	1	0.6	157	31.5	0	0.0		*	Quasi-complete separation of data points detected.				*	WARNING: Negative of Hessian not positive definite.			NE		Algorithm converged.	NE	NE	NE	NE	NE		Algorithm converged.	NE	NE
Musculoskeletal and connective tissue disorders	Osteoporosis	> 60		328	66.3	0	0.0	341	68.5	0	0.0	NE			NE	NE	NE		NE	NE	NE	NE		NE	NE	NE	NE		NE		NE	NE	NE
Musculoskeletal and connective tissue disorders	Pain in extremity	<= 60		167	33.7	11	6.6	157	31.5	5	3.2	2.14		Convergence criterion (GCONV=1E-8) satisfied.	0.73	6.32	0.034		Algorithm converged.	-0.013	0.081	2.07		Algorithm converged.	0.74	5.82	0.1685	0.0251	0.48		Algorithm converged.	0.17	1.36
Musculoskeletal and connective tissue disorders	Pain in extremity	> 60		328	66.3	6	1.8	341	68.5	14	4.1	0.44		Convergence criterion (GCONV=1E-8) satisfied.	0.17	1.15	-0.023		Algorithm converged.	-0.048	0.003	0.45		Algorithm converged.	0.17	1.15	0.0933		2.24		Algorithm converged.	0.87	5.77
Musculoskeletal and connective tissue disorders	Pain in jaw	<= 60		167	33.7	1	0.6	157	31.5	1	0.6	0.94		Convergence criterion (GCONV=1E-8) satisfied.	0.06	15.15	0.000		Algorithm converged.	-0.017	0.017	0.94		Algorithm converged.	0.06	14.90	0.9651	0.7499	1.06		Algorithm converged.	0.07	16.86
Musculoskeletal and connective tissue disorders	Pain in jaw	> 60		328	66.3	1	0.3	341	68.5	2	0.6	0.52		Convergence criterion (GCONV=1E-8) satisfied.	0.05	5.74	-0.003		Algorithm converged.	-0.013	0.007	0.52		Algorithm converged.	0.05	5.71	0.5925		1.92		Algorithm converged.	0.18	21.11
Musculoskeletal and connective tissue disorders	Patellofemoral pain syndrome	<= 60		167	33.7	0	0.0	157	31.5	0	0.0	NE			NE	NE	NE		NE	NE	NE	NE		NE	NE	NE	NE	NE	NE		NE	NE	NE
Musculoskeletal and connective tissue disorders	Patellofemoral pain syndrome	> 60		328	66.3	1	0.3	341	68.5	0	0.0		*	Quasi-complete separation of data points detected.				*	WARNING: Negative of Hessian not positive definite.			NE		Algorithm converged.	NE	NE	NE		NE		Algorithm converged.	NE	NE
Musculoskeletal and connective tissue disorders	Pathological fracture	<= 60		167	33.7	1	0.6	157	31.5	0	0.0		*	Quasi-complete separation of data points detected.				*	WARNING: Negative of Hessian not positive definite.			NE		Algorithm converged.	NE	NE	NE	1.0000	NE		Algorithm converged.	NE	NE
Musculoskeletal and connective tissue disorders	Pathological fracture	> 60		328	66.3	1	0.3	341	68.5	0	0.0		*	Quasi-complete separation of data points detected.				*	WARNING: The relative Hessian convergence criterion of 50.209912281 is greater than the limit of 0.0001. The convergence is questionable.			NE		Algorithm converged.	NE	NE	NE		NE		Algorithm converged.	NE	NE

Musculoskeletal and connective tissue disorders	Periarthritis	<= 60	167	33.7	1	0.6	157	31.5	1	0.6	0.94		Convergence criterion (GCONV=1E-8) satisfied.	0.06	15.15	0.000		Algorithm converged.	-0.017	0.017	0.94		Algorithm converged.	0.06	14.90	0.9651	1.0000	1.06		Algorithm converged.	0.07	16.86
Musculoskeletal and connective tissue disorders	Periarthritis	> 60	328	66.3	0	0.0	341	68.5	0	0.0	NE			NE	NE	NE		NE	NE	NE	NE		NE	NE	NE	NE		NE		NE	NE	NE
Musculoskeletal and connective tissue disorders	Plantar fasciitis	<= 60	167	33.7	1	0.6	157	31.5	0	0.0		*	Quasi-complete separation of data points detected.				*	WARNING: Negative of Hessian not positive definite.			NE		Algorithm converged.	NE	NE	NE	NE	NE		Algorithm converged.	NE	NE
Musculoskeletal and connective tissue disorders	Plantar fasciitis	> 60	328	66.3	0	0.0	341	68.5	0	0.0	NE			NE	NE	NE		NE	NE	NE	NE		NE	NE	NE	NE		NE		NE	NE	NE
Musculoskeletal and connective tissue disorders	Sacral pain	<= 60	167	33.7	0	0.0	157	31.5	1	0.6		*	Quasi-complete separation of data points detected.				*	WARNING: The relative Hessian convergence criterion of 22.107627839 is greater than the limit of 0.0001. The convergence is questionable.			0.00		Algorithm converged.	0.00	NE	0.9999	NE	>999.99		Algorithm converged.	0.00	NE
Musculoskeletal and connective tissue disorders	Sacral pain	> 60	328	66.3	0	0.0	341	68.5	0	0.0	NE			NE	NE	NE		NE	NE	NE	NE		NE	NE	NE	NE		NE		NE	NE	NE
Musculoskeletal and connective tissue disorders	Sjogren's syndrome	<= 60	167	33.7	0	0.0	157	31.5	0	0.0	NE			NE	NE	NE		NE	NE	NE	NE		NE	NE	NE	NE	NE	NE		NE	NE	NE
Musculoskeletal and connective tissue disorders	Sjogren's syndrome	> 60	328	66.3	1	0.3	341	68.5	0	0.0		*	Quasi-complete separation of data points detected.				*	WARNING: Negative of Hessian not positive definite.			NE		Algorithm converged.	NE	NE	NE		NE		Algorithm converged.	NE	NE
Musculoskeletal and connective tissue disorders	Spinal pain	<= 60	167	33.7	1	0.6	157	31.5	1	0.6	0.94		Convergence criterion (GCONV=1E-8) satisfied.	0.06	15.15	0.000		Algorithm converged.	-0.017	0.017	0.94		Algorithm converged.	0.06	14.90	0.9651	0.3215	1.06		Algorithm converged.	0.07	16.86
Musculoskeletal and connective tissue disorders	Spinal pain	> 60	328	66.3	0	0.0	341	68.5	1	0.3		*	Quasi-complete separation of data points detected.				*	ERROR: The mean parameter is either invalid or at a limit of its range for some observations.			0.00		Algorithm converged.	0.00	NE	0.9999		>999.99		Algorithm converged.	0.00	NE
Musculoskeletal and connective tissue disorders	Spondylolisthesis	<= 60	167	33.7	0	0.0	157	31.5	0	0.0	NE			NE	NE	NE		NE	NE	NE	NE		NE	NE	NE	NE	NE	NE		NE	NE	NE
Musculoskeletal and connective tissue disorders	Spondylolisthesis	> 60	328	66.3	0	0.0	341	68.5	1	0.3		*	Quasi-complete separation of data points detected.				*	ERROR: The mean parameter is either invalid or at a limit of its range for some observations.			0.00		Algorithm converged.	0.00	NE	0.9999		>999.99		Algorithm converged.	0.00	NE
Musculoskeletal and connective tissue disorders	Synovial cyst	<= 60	167	33.7	0	0.0	157	31.5	0	0.0	NE			NE	NE	NE		NE	NE	NE	NE		NE	NE	NE	NE	1.0000	NE		NE	NE	NE
Musculoskeletal and connective tissue disorders	Synovial cyst	> 60	328	66.3	1	0.3	341	68.5	1	0.3	1.04		Convergence criterion (GCONV=1E-8) satisfied.	0.06	16.69	0.000		Algorithm converged.	-0.008	0.008	1.04		Algorithm converged.	0.07	16.55	0.9780		0.96		Algorithm converged.	0.06	15.31
Musculoskeletal and connective tissue disorders	Tendonitis	<= 60	167	33.7	0	0.0	157	31.5	0	0.0	NE			NE	NE	NE		NE	NE	NE	NE		NE	NE	NE	NE	NE	NE		NE	NE	NE
Musculoskeletal and connective tissue disorders	Tendonitis	> 60	328	66.3	1	0.3	341	68.5	0	0.0		*	Quasi-complete separation of data points detected.				*	WARNING: Negative of Hessian not positive definite.			NE		Algorithm converged.	NE	NE	NE		NE		Algorithm converged.	NE	NE
Neoplasms benign, malignant and unspecified (incl cysts and polyps)		<= 60	167	33.7	1	0.6	157	31.5	4	2.5	0.23		Convergence criterion (GCONV=1E-8) satisfied.	0.03	2.08	-0.019		Algorithm converged.	-0.047	0.008	0.24		Algorithm converged.	0.03	2.08	0.1930	0.3309	4.25		Algorithm converged.	0.48	37.66
Neoplasms benign, malignant and unspecified (incl cysts and polyps)		> 60	328	66.3	5	1.5	341	68.5	7	2.1	0.74		Convergence criterion (GCONV=1E-8) satisfied.	0.23	2.35	-0.005		Algorithm converged.	-0.025	0.015	0.74		Algorithm converged.	0.24	2.32	0.6081		1.35		Algorithm converged.	0.43	4.20
Neoplasms benign, malignant and unspecified (incl cysts and polyps)	Adenocarcinoma	<= 60	167	33.7	0	0.0	157	31.5	0	0.0	NE			NE	NE	NE		NE	NE	NE	NE		NE	NE	NE	NE	NE	NE		NE	NE	NE
Neoplasms benign, malignant and unspecified (incl cysts and polyps)	Adenocarcinoma	> 60	328	66.3	0	0.0	341	68.5	1	0.3		*	Quasi-complete separation of data points detected.				*	ERROR: The mean parameter is either invalid or at a limit of its range for some observations.			0.00		Algorithm converged.	0.00	NE	0.9999		>999.99		Algorithm converged.	0.00	NE
Neoplasms benign, malignant and unspecified (incl cysts and polyps)	Adenocarcinoma of colon	<= 60	167	33.7	0	0.0	157	31.5	0	0.0	NE			NE	NE	NE		NE	NE	NE	NE		NE	NE	NE	NE	NE	NE		NE	NE	NE
Neoplasms benign, malignant and unspecified (incl cysts and polyps)	Adenocarcinoma of colon	> 60	328	66.3	1	0.3	341	68.5	0	0.0		*	Quasi-complete separation of data points detected.				*	WARNING: Negative of Hessian not positive definite.			NE		Algorithm converged.	NE	NE	NE		NE		Algorithm converged.	NE	NE
Neoplasms benign, malignant and unspecified (incl cysts and polyps)	Adenocarcinoma pancreas	<= 60	167	33.7	0	0.0	157	31.5	0	0.0	NE			NE	NE	NE		NE	NE	NE	NE		NE	NE	NE	NE	NE	NE		NE	NE	NE
Neoplasms benign, malignant and unspecified (incl cysts and polyps)	Adenocarcinoma pancreas	> 60	328	66.3	1	0.3	341	68.5	0	0.0		*	Quasi-complete separation of data points detected.				*	WARNING: Negative of Hessian not positive definite.			NE		Algorithm converged.	NE	NE	NE		NE		Algorithm converged.	NE	NE
Neoplasms benign, malignant and unspecified (incl cysts and polyps)	Basal cell carcinoma	<= 60	167	33.7	0	0.0	157	31.5	0	0.0	NE			NE	NE	NE		NE	NE	NE	NE		NE	NE	NE	NE	NE	NE		NE	NE	NE
Neoplasms benign, malignant and unspecified (incl cysts and polyps)	Basal cell carcinoma	> 60	328	66.3	0	0.0	341	68.5	1	0.3		*	Quasi-complete separation of data points detected.				*	ERROR: The mean parameter is either invalid or at a limit of its range for some observations.			0.00		Algorithm converged.	0.00	NE	0.9999		>999.99		Algorithm converged.	0.00	NE
Neoplasms benign, malignant and unspecified (incl cysts and polyps)	Cancer pain	<= 60	167	33.7	0	0.0	157	31.5	0	0.0	NE			NE	NE	NE		NE	NE	NE	NE		NE	NE	NE	NE	NE	NE		NE	NE	NE
Neoplasms benign, malignant and unspecified (incl cysts and polyps)	Cancer pain	> 60	328	66.3	0	0.0	341	68.5	1	0.3		*	Quasi-complete separation of data points detected.				*	ERROR: The mean parameter is either invalid or at a limit of its range for some observations.			0.00		Algorithm converged.	0.00	NE	0.9999		>999.99		Algorithm converged.	0.00	NE
Neoplasms benign, malignant and unspecified (incl cysts and polyps)	Colorectal cancer	<= 60	167	33.7	0	0.0	157	31.5	0	0.0	NE			NE	NE	NE		NE	NE	NE	NE		NE	NE	NE	NE	NE	NE		NE	NE	NE
Neoplasms benign, malignant and unspecified (incl cysts and polyps)	Colorectal cancer	> 60	328	66.3	1	0.3	341	68.5	0	0.0		*	Quasi-complete separation of data points detected.				*	WARNING: Negative of Hessian not positive definite.			NE		Algorithm converged.	NE	NE	NE		NE		Algorithm converged.	NE	NE
Neoplasms benign, malignant and unspecified (incl cysts and polyps)	Hodgkin's disease	<= 60	167	33.7	0	0.0	157	31.5	1	0.6		*	Quasi-complete separation of data points detected.				*	WARNING: The relative Hessian convergence criterion of 22.107627762 is greater than the limit of 0.0001. The convergence is questionable.			0.00		Algorithm converged.	0.00	NE	0.9999	NE	>999.99		Algorithm converged.	0.00	NE
Neoplasms benign, malignant and unspecified (incl cysts and polyps)	Hodgkin's disease	> 60	328	66.3	0	0.0	341	68.5	0	0.0	NE			NE	NE	NE		NE	NE	NE	NE		NE	NE	NE	NE		NE		NE	NE	NE
Neoplasms benign, malignant and unspecified (incl cysts and polyps)	Lipoma	<= 60	167	33.7	0	0.0	157	31.5	1	0.6		*	Quasi-complete separation of data points detected.				*	WARNING: The relative Hessian convergence criterion of 22.107627762 is greater than the limit of 0.0001. The convergence is questionable.			0.00		Algorithm converged.	0.00	NE	0.9999	NE	>999.99		Algorithm converged.	0.00	NE
Neoplasms benign, malignant and unspecified (incl cysts and polyps)	Lipoma	> 60	328	66.3	0	0.0	341	68.5	0	0.0	NE			NE	NE	NE		NE	NE	NE	NE		NE	NE	NE	NE		NE		NE	NE	NE
Neoplasms benign, malignant and unspecified (incl cysts and polyps)	Lung neoplasm	<= 60	167	33.7	0	0.0	157	31.5	0	0.0	NE			NE	NE	NE		NE	NE	NE	NE		NE	NE	NE	NE	NE	NE		NE	NE	NE
Neoplasms benign, malignant and unspecified (incl cysts and polyps)	Lung neoplasm	> 60	328	66.3	0	0.0	341	68.5	1	0.3		*	Quasi-complete separation of data points detected.				*	ERROR: The mean parameter is either invalid or at a limit of its range for some observations.			0.00		Algorithm converged.	0.00	NE	0.9999		>999.99		Algorithm converged.	0.00	NE
Neoplasms benign, malignant and unspecified (incl cysts and polyps)	Malignant melanoma in situ	<= 60	167	33.7	0	0.0	157	31.5	0	0.0	NE			NE	NE	NE		NE	NE	NE	NE		NE	NE	NE	NE	NE	NE		NE	NE	NE
Neoplasms benign, malignant and unspecified (incl cysts and polyps)	Malignant melanoma in situ	> 60	328	66.3	0	0.0	341	68.5	1	0.3		*	Quasi-complete separation of data points detected.				*	ERROR: The mean parameter is either invalid or at a limit of its range for some observations.			0.00		Algorithm converged.	0.00	NE	0.9999		>999.99		Algorithm converged.	0.00	NE
Neoplasms benign, malignant and unspecified (incl cysts and polyps)	Meningioma	<= 60	167	33.7	0	0.0	157	31.5	0	0.0	NE			NE	NE	NE		NE	NE	NE	NE		NE	NE	NE	NE	NE	NE		NE	NE	NE
Neoplasms benign, malignant and unspecified (incl cysts and polyps)	Meningioma	> 60	328	66.3	1	0.3	341	68.5	0	0.0		*	Quasi-complete separation of data points detected.				*	WARNING: Negative of Hessian not positive definite.			NE		Algorithm converged.	NE	NE	NE		NE		Algorithm converged.	NE	NE
Neoplasms benign, malignant and unspecified (incl cysts and polyps)	Papillary renal cell carcinoma	<= 60	167	33.7	1	0.6	157	31.5	0	0.0		*	Quasi-complete separation of data points detected.				*	WARNING: Negative of Hessian not positive definite.			NE		Algorithm converged.	NE	NE	NE	NE	NE		Algorithm converged.	NE	NE
Neoplasms benign, malignant and unspecified (incl cysts and polyps)	Papillary renal cell carcinoma	> 60	328	66.3	0	0.0	341	68.5	0	0.0	NE			NE	NE	NE		NE	NE	NE	NE		NE	NE	NE	NE		NE		NE	NE	NE
Neoplasms benign, malignant and unspecified (incl cysts and polyps)	Seborrhoeic keratosis	<= 60	167	33.7	0	0.0	157	31.5	0	0.0	NE			NE	NE	NE		NE	NE	NE	NE		NE	NE	NE	NE	1.0000	NE		NE	NE	NE
Neoplasms benign, malignant and unspecified (incl cysts and polyps)	Seborrhoeic keratosis	> 60	328	66.3	1	0.3	341	68.5	2	0.6	0.52		Convergence criterion (GCONV=1E-8) satisfied.	0.05	5.74	-0.003		Algorithm converged.	-0.013	0.007	0.52		Algorithm converged.	0.05	5.71	0.5925		1.92		Algorithm converged.	0.18	21.11
Neoplasms benign, malignant and unspecified (incl cysts and polyps)	Skin papilloma	<= 60	167	33.7	0	0.0	157	31.5	1	0.6		*	Quasi-complete separation of data points detected.				*	WARNING: The relative Hessian convergence criterion of 22.107627839 is greater than the limit of 0.0001. The convergence is questionable.			0.00		Algorithm converged.	0.00	NE	0.9999	NE	>999.99		Algorithm converged.	0.00	NE
Neoplasms benign, malignant and unspecified (incl cysts and polyps)	Skin papilloma	> 60	328	66.3	0	0.0	341	68.5	0	0.0	NE			NE	NE	NE		NE	NE	NE	NE		NE	NE	NE	NE		NE		NE	NE	NE
Neoplasms benign, malignant and unspecified (incl cysts and polyps)	Tumour pain	<= 60	167	33.7	0	0.0	157	31.5	1	0.6		*	Quasi-complete separation of data points detected.				*	WARNING: The relative Hessian convergence criterion of 22.107627685 is greater than the limit of 0.0001. The convergence is questionable.			0.00		Algorithm converged.	0.00	NE	0.9999	NE	>999.99		Algorithm converged.	0.00	NE
Neoplasms benign, malignant and unspecified (incl cysts and polyps)	Tumour pain	> 60	328	66.3	0	0.0	341	68.5	0	0.0	NE			NE	NE	NE		NE	NE	NE	NE		NE	NE	NE	NE		NE		NE	NE	NE
Nervous system disorders		<= 60	167	33.7	95	56.9	157	31.5	107	68.2	0.62		Convergence criterion (GCONV=1E-8) satisfied.	0.39	0.97	-0.113		Algorithm converged.	-0.217	-0.008	0.83		Algorithm converged.	0.70	0.99	0.0371	0.0646	1.20		Algorithm converged.	1.01	1.42
Nervous system disorders		> 60	328	66.3	212	64.6	341	68.5	218	63.9	1.03		Convergence criterion (GCONV=1E-8) satisfied.	0.75	1.41	0.007		Algorithm converged.	-0.066	0.080	1.01		Algorithm converged.	0.90	1.13	0.8492		0.99		Algorithm converged.	0.88	1.11
Nervous system disorders	Ageusia	<= 60	167	33.7	0	0.0	157	31.5	0	0.0	NE			NE	NE	NE		NE	NE	NE	NE		NE	NE	NE	NE	1.0000	NE		NE	NE	NE
Nervous system disorders	Ageusia	> 60	328	66.3	1	0.3	341	68.5	2	0.6	0.52		Convergence criterion (GCONV=1E-8) satisfied.	0.05	5.74	-0.003		Algorithm converged.	-0.013	0.007	0.52		Algorithm converged.	0.05	5.71	0.5925		1.92		Algorithm converged.	0.18	21.11
Nervous system disorders	Altered state of consciousness	<= 60	167	33.7	0	0.0	157	31.5	0	0.0	NE			NE	NE	NE		NE	NE	NE	NE		NE	NE	NE	NE	NE	NE		NE	NE	NE
Nervous system disorders	Altered state of consciousness	> 60	328	66.3	0	0.0	341	68.5	1	0.3		*	Quasi-complete separation of data points detected.				*	ERROR: The mean parameter is either invalid or at a limit of its range for some observations.			0.00		Algorithm converged.	0.00	NE	0.9999		>999.99		Algorithm converged.	0.00	NE
Nervous system disorders	Amnesia	<= 60	167	33.7	0	0.0	157	31.5	2	1.3		*	Quasi-complete separation of data points detected.				*	WARNING: The relative Hessian convergence criterion of 14.10905411 is greater than the limit of 0.0001. The convergence is questionable.			0.00		Algorithm converged.	0.00	NE	0.9999	0.0163	>999.99		Algorithm converged.	0.00	NE
Nervous system disorders	Amnesia	> 60	328	66.3	2	0.6	341	68.5	0	0.0		*	Quasi-complete separation of data points detected.				*	WARNING: Negative of Hessian not positive definite.			NE		Algorithm converged.	NE	NE	NE		NE		Algorithm converged.	NE	NE
Nervous system disorders	Aphasia	<= 60	167	33.7	1	0.6	157	31.5	0	0.0		*	Quasi-complete separation of data points detected.				*	ERROR: Error in computing the link function, its derivatives, or the variance function.			NE		Algorithm converged.	NE	NE	NE	0.3215	NE		Algorithm converged.	NE	NE
Nervous system disorders	Aphasia	> 60	328	66.3	1	0.3	341	68.5	1	0.3	1.04		Convergence criterion (GCONV=1E-8) satisfied.	0.06	16.69	0.000		Algorithm converged.	-0.008	0.008	1.04		Algorithm converged.	0.07	16.55	0.9780		0.96		Algorithm converged.	0.06	15.31
Nervous system disorders	Ataxia	<= 60	167	33.7	0	0.0	157	31.5	0	0.0	NE			NE	NE	NE		NE	NE	NE	NE		NE	NE	NE	NE	1.0000	NE		NE	NE	NE
Nervous system disorders	Ataxia	> 60	328	66.3	1	0.3	341	68.5	1	0.3	1.04		Convergence criterion (GCONV=1E-8) satisfied.	0.06	16.69	0.000		Algorithm converged.	-0.008	0.008	1.04		Algorithm converged.	0.07	16.55	0.9780		0.96		Algorithm converged.	0.06	15.31
Nervous system disorders	Balance disorder	<= 60	167	33.7	0	0.0	157	31.5	0	0.0	NE			NE	NE	NE		NE	NE	NE	NE		NE	NE	NE	NE	NE	NE		NE	NE	NE
Nervous system disorders	Balance disorder	> 60	328	66.3	1	0.3	341	68.5	0	0.0		*	Quasi-complete separation of data points detected.				*	WARNING: Negative of Hessian not positive definite.			NE		Algorithm converged.	NE	NE	NE		NE		Algorithm converged.	NE	NE
Nervous system disorders	Carotid artery stenosis	<= 60	167	33.7	0	0.0	157	31.5	0	0.0	NE			NE	NE	NE		NE	NE	NE	NE		NE	NE	NE	NE	NE	NE		NE	NE	NE
Nervous system disorders	Carotid artery stenosis	> 60	328	66.3	0	0.0	341	68.5	1	0.3		*	Quasi-complete separation of data points detected.				*	ERROR: The mean parameter is either invalid or at a limit of its range for some observations.			0.00		Algorithm converged.	0.00	NE	0.9999		>999.99		Algorithm converged.	0.00	NE
Nervous system disorders	Cerebellar ataxia	<= 60	167	33.7	0	0.0	157	31.5	0	0.0	NE			NE	NE	NE		NE	NE	NE	NE		NE	NE	NE	NE	NE	NE		NE	NE	NE
Nervous system disorders	Cerebellar ataxia	> 60	328	66.3	1	0.3	341	68.5	0	0.0		*	Quasi-complete separation of data points detected.				*	WARNING: The relative Hessian convergence criterion of 50.209912281 is greater than the limit of 0.0001. The convergence is questionable.			NE		Algorithm converged.	NE	NE	NE		NE		Algorithm converged.	NE	NE
Nervous system disorders	Cerebral haemorrhage	<= 60	167	33.7	0	0.0	157	31.5	0	0.0	NE			NE	NE	NE		NE	NE	NE	NE		NE	NE	NE	NE	NE	NE		NE	NE	NE
Nervous system disorders	Cerebral haemorrhage	> 60	328	66.3	0	0.0	341	68.5	1	0.3		*	Quasi-complete separation of data points detected.				*	ERROR: The mean parameter is either invalid or at a limit of its range for some observations.			0.00		Algorithm converged.	0.00	NE	0.9999		>999.99		Algorithm converged.	0.00	NE
Nervous system disorders	Cerebral infarction	<= 60	167	33.7	0	0.0	157	31.5	0	0.0	NE			NE	NE	NE		NE	NE	NE	NE		NE	NE	NE	NE	NE	NE		NE	NE	NE
Nervous system disorders	Cerebral infarction	> 60	328	66.3	0	0.0	341	68.5	1	0.3		*	Quasi-complete separation of data points detected.				*	ERROR: The mean parameter is either invalid or at a limit of its range for some observations.			0.00		Algorithm converged.	0.00	NE	0.9999		>999.99		Algorithm converged.	0.00	NE
Nervous system disorders	Cerebral ischaemia	<= 60	167	33.7	0	0.0	157	31.5	0	0.0	NE			NE	NE	NE		NE	NE	NE	NE		NE	NE	NE	NE	NE	NE		NE	NE	NE
Nervous system disorders	Cerebral ischaemia	> 60	328	66.3	0	0.0	341	68.5	1	0.3		*	Quasi-complete separation of data points detected.				*	ERROR: The mean parameter is either invalid or at a limit of its range for some observations.			0.00		Algorithm converged.	0.00	NE	0.9999		>999.99		Algorithm converged.	0.00	NE
Nervous system disorders	Cerebrospinal fluid leakage	<= 60	167	33.7	0	0.0	157	31.5	0	0.0	NE			NE	NE	NE		NE	NE	NE	NE		NE	NE	NE	NE	NE	NE		NE	NE	NE
Nervous system disorders	Cerebrospinal fluid leakage	> 60	328	66.3	2	0.6	341	68.5	0	0.0		*	Quasi-complete separation of data points detected.				*	WARNING: Negative of Hessian not positive definite.			NE		Algorithm converged.	NE	NE	NE		NE		Algorithm converged.	NE	NE
Nervous system disorders	Cerebrovascular accident	<= 60	167	33.7	0	0.0	157	31.5	0	0.0	NE			NE	NE	NE		NE	NE	NE	NE		NE	NE	NE	NE	NE	NE		NE	NE	NE
Nervous system disorders	Cerebrovascular accident	> 60	328	66.3	0	0.0	341	68.5	4	1.2		*	Quasi-complete separation of data points detected.				*	ERROR: The mean parameter is either invalid or at a limit of its range for some observations.			0.00		Algorithm converged.	0.00	NE	0.9999		>999.99		Algorithm converged.	0.00	NE
Nervous system disorders	Cervicobrachial syndrome	<= 60	167	33.7	0	0.0	157	31.5	0	0.0	NE			NE	NE	NE		NE	NE	NE	NE		NE	NE	NE	NE	NE	NE		NE	NE	NE
Nervous system disorders	Cervicobrachial syndrome	> 60	328	66.3	0	0.0	341	68.5	1	0.3		*	Quasi-complete separation of data points detected.				*	ERROR: The mean parameter is either invalid or at a limit of its range for some observations.			0.00		Algorithm converged.	0.00	NE	0.9999		>999.99		Algorithm converged.	0.00	NE
Nervous system disorders	Cognitive disorder	<= 60	167	33.7	0	0.0	157	31.5	0	0.0	NE			NE	NE	NE		NE	NE	NE	NE		NE	NE	NE	NE	NE	NE		NE	NE	NE
Nervous system disorders	Cognitive disorder	> 60	328	66.3	0	0.0	341	68.5	1	0.3		*	Quasi-complete separation of data points detected.				*	ERROR: The mean parameter is either invalid or at a limit of its range for some observations.			0.00		Algorithm converged.	0.00	NE	0.9999		>999.99		Algorithm converged.	0.00	NE
Nervous system disorders	Disturbance in attention	<= 60	167	33.7	1	0.6	157	31.5	0	0.0		*	Quasi-complete separation of data points detected.				*	WARNING: Negative of Hessian not positive definite.			NE		Algorithm converged.	NE	NE	NE	NE	NE		Algorithm converged.	NE	NE
Nervous system disorders	Disturbance in attention	> 60	328	66.3	0	0.0	341	68.5	0	0.0	NE			NE	NE	NE		NE	NE	NE	NE		NE	NE	NE	NE		NE		NE	NE	NE
Nervous system disorders	Dizziness	<= 60	167	33.7	13	7.8	157	31.5	10	6.4	1.24		Convergence criterion (GCONV=1E-8) satisfied.	0.53	2.92	0.014		Algorithm converged.	-0.042	0.070	1.22		Algorithm converged.	0.55	2.71	0.6209	0.3499	0.82		Algorithm converged.	0.37	1.81
Nervous system disorders	Dizziness	> 60	328	66.3	16	4.9	341	68.5	22	6.5	0.74		Convergence criterion (GCONV=1E-8) satisfied.	0.38	1.44	-0.016		Algorithm converged.	-0.051	0.019	0.76		Algorithm converged.	0.40	1.41	0.3813		1.32		Algorithm converged.	0.71	2.47
Nervous system disorders	Dizziness exertional	<= 60	167	33.7	0	0.0	157	31.5	0	0.0	NE			NE	NE	NE		NE	NE	NE	NE		NE	NE	NE	NE	NE	NE		NE	NE	NE
Nervous system disorders	Dizziness exertional	> 60	328	66.3	1	0.3	341	68.5	0	0.0		*	Quasi-complete separation of data points detected.				*	WARNING: Negative of Hessian not positive definite.			NE		Algorithm converged.	NE	NE	NE		NE		Algorithm converged.	NE	NE
Nervous system disorders	Dizziness postural	<= 60	167	33.7	0	0.0	157	31.5	0	0.0	NE			NE	NE	NE		NE	NE	NE	NE		NE	NE	NE	NE	NE	NE		NE	NE	NE
Nervous system disorders	Dizziness postural	> 60	328	66.3	2	0.6	341	68.5	0	0.0		*	Quasi-complete separation of data points detected.				*	WARNING: Negative of Hessian not positive definite.			NE		Algorithm converged.	NE	NE	NE		NE		Algorithm converged.	NE	NE
Nervous system disorders	Dysaesthesia	<= 60	167	33.7	2	1.2	157	31.5	1	0.6	1.89		Convergence criterion (GCONV=1E-8) satisfied.	0.17	21.06	0.006		Algorithm converged.	-0.015	0.026	1.88		Algorithm converged.	0.17	20.53	0.6047	0.7631	0.53		Algorithm converged.	0.05	5.81
Nervous system disorders	Dysaesthesia	> 60	328	66.3	3	0.9	341	68.5	1	0.3	3.14		Convergence criterion (GCONV=1E-8) satisfied.	0.32	30.32	0.006		Algorithm converged.	-0.006	0.018	3.12		Algorithm converged.	0.33	29.83	0.3235		0.32		Algorithm converged.	0.03	3.07
Nervous system disorders	Dysgeusia	<= 60	167	33.7	16	9.6	157	31.5	14	8.9	1.08		Convergence criterion (GCONV=1E-8) satisfied.	0.51	2.30	0.007		Algorithm converged.	-0.056	0.070	1.07		Algorithm converged.	0.54	2.13	0.8369	0.4341	0.93		Algorithm converged.	0.47	1.84
Nervous system disorders	Dysgeusia	> 60	328	66.3	33	10.1	341	68.5	44	12.9	0.76		Convergence criterion (GCONV=1E-8) satisfied.	0.47	1.22	-0.028		Algorithm converged.	-0.077	0.020	0.78		Algorithm converged.	0.51	1.19	0.2513		1.28		Algorithm converged.	0.84	1.96

Nervous system disorders	Epilepsy	<= 60	167	33.7	0	0.0	157	31.5	1	0.6		*	Quasi-complete separation of data points detected.				*	WARNING: The relative Hessian convergence criterion of 22.107627839 is greater than the limit of 0.0001. The convergence is questionable.			0.00		Algorithm converged.	0.00	NE	0.9999	NE	>999.99		Algorithm converged.	0.00	NE
Nervous system disorders	Epilepsy	> 60	328	66.3	0	0.0	341	68.5	0	0.0	NE			NE	NE	NE		NE	NE	NE	NE		NE	NE	NE	NE		NE		NE	NE	NE
Nervous system disorders	Extrapyramidal disorder	<= 60	167	33.7	0	0.0	157	31.5	1	0.6		*	Quasi-complete separation of data points detected.				*	WARNING: The relative Hessian convergence criterion of 22.107627762 is greater than the limit of 0.0001. The convergence is questionable.			0.00		Algorithm converged.	0.00	NE	0.9999	NE	>999.99		Algorithm converged.	0.00	NE
Nervous system disorders	Extrapyramidal disorder	> 60	328	66.3	0	0.0	341	68.5	0	0.0	NE			NE	NE	NE		NE	NE	NE	NE		NE	NE	NE	NE		NE		NE	NE	NE
Nervous system disorders	Head discomfort	<= 60	167	33.7	0	0.0	157	31.5	1	0.6		*	Quasi-complete separation of data points detected.				*	WARNING: The relative Hessian convergence criterion of 22.107627685 is greater than the limit of 0.0001. The convergence is questionable.			0.00		Algorithm converged.	0.00	NE	0.9999	NE	>999.99		Algorithm converged.	0.00	NE
Nervous system disorders	Head discomfort	> 60	328	66.3	0	0.0	341	68.5	0	0.0	NE			NE	NE	NE		NE	NE	NE	NE		NE	NE	NE	NE		NE		NE	NE	NE
Nervous system disorders	Headache	<= 60	167	33.7	29	17.4	157	31.5	26	16.6	1.06		Convergence criterion (GCONV=1E-8) satisfied.	0.59	1.89	0.008		Algorithm converged.	-0.074	0.090	1.05		Algorithm converged.	0.65	1.70	0.8471	0.8289	0.95		Algorithm converged.	0.59	1.54
Nervous system disorders	Headache	> 60	328	66.3	29	8.8	341	68.5	31	9.1	0.97		Convergence criterion (GCONV=1E-8) satisfied.	0.57	1.65	-0.002		Algorithm converged.	-0.046	0.041	0.97		Algorithm converged.	0.60	1.58	0.9101		1.03		Algorithm converged.	0.63	1.67
Nervous system disorders	Hemiparesis	<= 60	167	33.7	0	0.0	157	31.5	0	0.0	NE			NE	NE	NE		NE	NE	NE	NE		NE	NE	NE	NE	NE	NE		NE	NE	NE
Nervous system disorders	Hemiparesis	> 60	328	66.3	1	0.3	341	68.5	0	0.0		*	Quasi-complete separation of data points detected.				*	WARNING: The relative Hessian convergence criterion of 50.209912281 is greater than the limit of 0.0001. The convergence is questionable.			NE		Algorithm converged.	NE	NE	NE		NE		Algorithm converged.	NE	NE
Nervous system disorders	Hyperaesthesia	<= 60	167	33.7	0	0.0	157	31.5	0	0.0	NE			NE	NE	NE		NE	NE	NE	NE		NE	NE	NE	NE	NE	NE		NE	NE	NE
Nervous system disorders	Hyperaesthesia	> 60	328	66.3	1	0.3	341	68.5	0	0.0		*	Quasi-complete separation of data points detected.				*	WARNING: Negative of Hessian not positive definite.			NE		Algorithm converged.	NE	NE	NE		NE		Algorithm converged.	NE	NE
Nervous system disorders	Hypoaesthesia	<= 60	167	33.7	8	4.8	157	31.5	8	5.1	0.94		Convergence criterion (GCONV=1E-8) satisfied.	0.34	2.56	-0.003		Algorithm converged.	-0.050	0.044	0.94		Algorithm converged.	0.36	2.44	0.8992	0.6819	1.06		Algorithm converged.	0.41	2.77
Nervous system disorders	Hypoaesthesia	> 60	328	66.3	14	4.3	341	68.5	12	3.5	1.22		Convergence criterion (GCONV=1E-8) satisfied.	0.56	2.68	0.007		Algorithm converged.	-0.022	0.037	1.21		Algorithm converged.	0.57	2.58	0.6168		0.82		Algorithm converged.	0.39	1.76
Nervous system disorders	Hyporeflexia	<= 60	167	33.7	0	0.0	157	31.5	0	0.0	NE			NE	NE	NE		NE	NE	NE	NE		NE	NE	NE	NE	NE	NE		NE	NE	NE
Nervous system disorders	Hyporeflexia	> 60	328	66.3	0	0.0	341	68.5	1	0.3		*	Quasi-complete separation of data points detected.				*	ERROR: The mean parameter is either invalid or at a limit of its range for some observations.			0.00		Algorithm converged.	0.00	NE	0.9999		>999.99		Algorithm converged.	0.00	NE
Nervous system disorders	Hypotonia	<= 60	167	33.7	1	0.6	157	31.5	0	0.0		*	Quasi-complete separation of data points detected.				*	WARNING: Negative of Hessian not positive definite.			NE		Algorithm converged.	NE	NE	NE	0.1018	NE		Algorithm converged.	NE	NE
Nervous system disorders	Hypotonia	> 60	328	66.3	0	0.0	341	68.5	1	0.3		*	Quasi-complete separation of data points detected.				*	ERROR: The mean parameter is either invalid or at a limit of its range for some observations.			0.00		Algorithm converged.	0.00	NE	0.9999		>999.99		Algorithm converged.	0.00	NE
Nervous system disorders	Intellectual disability	<= 60	167	33.7	0	0.0	157	31.5	0	0.0	NE			NE	NE	NE		NE	NE	NE	NE		NE	NE	NE	NE	NE	NE		NE	NE	NE
Nervous system disorders	Intellectual disability	> 60	328	66.3	1	0.3	341	68.5	0	0.0		*	Quasi-complete separation of data points detected.				*	WARNING: Negative of Hessian not positive definite.			NE		Algorithm converged.	NE	NE	NE		NE		Algorithm converged.	NE	NE
Nervous system disorders	Lethargy	<= 60	167	33.7	1	0.6	157	31.5	0	0.0		*	Quasi-complete separation of data points detected.				*	WARNING: Negative of Hessian not positive definite.			NE		Algorithm converged.	NE	NE	NE	0.2923	NE		Algorithm converged.	NE	NE
Nervous system disorders	Lethargy	> 60	328	66.3	2	0.6	341	68.5	2	0.6	1.04		Convergence criterion (GCONV=1E-8) satisfied.	0.15	7.42	0.000		Algorithm converged.	-0.011	0.012	1.04		Algorithm converged.	0.15	7.34	0.9689		0.96		Algorithm converged.	0.14	6.79
Nervous system disorders	Memory impairment	<= 60	167	33.7	0	0.0	157	31.5	1	0.6		*	Quasi-complete separation of data points detected.				*	WARNING: The relative Hessian convergence criterion of 22.107627762 is greater than the limit of 0.0001. The convergence is questionable.			0.00		Algorithm converged.	0.00	NE	0.9999	0.1929	>999.99		Algorithm converged.	0.00	NE
Nervous system disorders	Memory impairment	> 60	328	66.3	3	0.9	341	68.5	2	0.6	1.56		Convergence criterion (GCONV=1E-8) satisfied.	0.26	9.42	0.003		Algorithm converged.	-0.010	0.016	1.56		Algorithm converged.	0.26	9.27	0.6252		0.64		Algorithm converged.	0.11	3.81
Nervous system disorders	Migraine	<= 60	167	33.7	2	1.2	157	31.5	2	1.3	0.94		Convergence criterion (GCONV=1E-8) satisfied.	0.13	6.75	-0.001		Algorithm converged.	-0.025	0.023	0.94		Algorithm converged.	0.13	6.59	0.9505	1.0000	1.06		Algorithm converged.	0.15	7.46
Nervous system disorders	Migraine	> 60	328	66.3	0	0.0	341	68.5	0	0.0	NE			NE	NE	NE		NE	NE	NE	NE		NE	NE	NE	NE		NE		NE	NE	NE
Nervous system disorders	Nervous system disorder	<= 60	167	33.7	0	0.0	157	31.5	1	0.6		*	Quasi-complete separation of data points detected.				*	WARNING: The relative Hessian convergence criterion of 22.107627839 is greater than the limit of 0.0001. The convergence is questionable.			0.00		Algorithm converged.	0.00	NE	0.9999	NE	>999.99		Algorithm converged.	0.00	NE
Nervous system disorders	Nervous system disorder	> 60	328	66.3	0	0.0	341	68.5	0	0.0	NE			NE	NE	NE		NE	NE	NE	NE		NE	NE	NE	NE		NE		NE	NE	NE
Nervous system disorders	Neuralgia	<= 60	167	33.7	0	0.0	157	31.5	1	0.6		*	Quasi-complete separation of data points detected.				*	WARNING: The relative Hessian convergence criterion of 22.107627839 is greater than the limit of 0.0001. The convergence is questionable.			0.00		Algorithm converged.	0.00	NE	0.9999	0.1757	>999.99		Algorithm converged.	0.00	NE
Nervous system disorders	Neuralgia	> 60	328	66.3	2	0.6	341	68.5	1	0.3	2.09		Convergence criterion (GCONV=1E-8) satisfied.	0.19	23.11	0.003		Algorithm converged.	-0.007	0.013	2.08		Algorithm converged.	0.19	22.82	0.5493		0.48		Algorithm converged.	0.04	5.28
Nervous system disorders	Neurological symptom	<= 60	167	33.7	0	0.0	157	31.5	1	0.6		*	Quasi-complete separation of data points detected.				*	WARNING: The relative Hessian convergence criterion of 22.107627762 is greater than the limit of 0.0001. The convergence is questionable.			0.00		Algorithm converged.	0.00	NE	0.9999	NE	>999.99		Algorithm converged.	0.00	NE
Nervous system disorders	Neurological symptom	> 60	328	66.3	0	0.0	341	68.5	0	0.0	NE			NE	NE	NE		NE	NE	NE	NE		NE	NE	NE	NE		NE		NE	NE	NE
Nervous system disorders	Neuromyopathy	<= 60	167	33.7	1	0.6	157	31.5	0	0.0		*	Quasi-complete separation of data points detected.				*	ERROR: Error in computing the link function, its derivatives, or the variance function.			NE		Algorithm converged.	NE	NE	NE	NE	NE		Algorithm converged.	NE	NE
Nervous system disorders	Neuromyopathy	> 60	328	66.3	0	0.0	341	68.5	0	0.0	NE			NE	NE	NE		NE	NE	NE	NE		NE	NE	NE	NE		NE		NE	NE	NE
Nervous system disorders	Neuropathy peripheral	<= 60	167	33.7	32	19.2	157	31.5	39	24.8	0.72		Convergence criterion (GCONV=1E-8) satisfied.	0.42	1.22	-0.057		Algorithm converged.	-0.147	0.033	0.77		Algorithm converged.	0.51	1.17	0.2187	0.0881	1.30		Algorithm converged.	0.86	1.96
Nervous system disorders	Neuropathy peripheral	> 60	328	66.3	76	23.2	341	68.5	66	19.4	1.26		Convergence criterion (GCONV=1E-8) satisfied.	0.87	1.82	0.038		Algorithm converged.	-0.024	0.100	1.20		Algorithm converged.	0.89	1.60	0.2285		0.84		Algorithm converged.	0.62	1.12
Nervous system disorders	Ophthalmic migraine	<= 60	167	33.7	0	0.0	157	31.5	0	0.0	NE			NE	NE	NE		NE	NE	NE	NE		NE	NE	NE	NE	NE	NE		NE	NE	NE
Nervous system disorders	Ophthalmic migraine	> 60	328	66.3	0	0.0	341	68.5	1	0.3		*	Quasi-complete separation of data points detected.				*	ERROR: The mean parameter is either invalid or at a limit of its range for some observations.			0.00		Algorithm converged.	0.00	NE	0.9999		>999.99		Algorithm converged.	0.00	NE
Nervous system disorders	Paraesthesia	<= 60	167	33.7	10	6.0	157	31.5	4	2.5	2.44		Convergence criterion (GCONV=1E-8) satisfied.	0.75	7.93	0.034		Algorithm converged.	-0.009	0.078	2.35		Algorithm converged.	0.75	7.34	0.1414	0.3634	0.43		Algorithm converged.	0.14	1.33
Nervous system disorders	Paraesthesia	> 60	328	66.3	20	6.1	341	68.5	16	4.7	1.32		Convergence criterion (GCONV=1E-8) satisfied.	0.67	2.59	0.014		Algorithm converged.	-0.020	0.048	1.30		Algorithm converged.	0.69	2.46	0.4221		0.77		Algorithm converged.	0.41	1.46
Nervous system disorders	Paralysis recurrent laryngeal nerve	<= 60	167	33.7	0	0.0	157	31.5	0	0.0	NE			NE	NE	NE		NE	NE	NE	NE		NE	NE	NE	NE	NE	NE		NE	NE	NE
Nervous system disorders	Paralysis recurrent laryngeal nerve	> 60	328	66.3	1	0.3	341	68.5	0	0.0		*	Quasi-complete separation of data points detected.				*	WARNING: Negative of Hessian not positive definite.			NE		Algorithm converged.	NE	NE	NE		NE		Algorithm converged.	NE	NE
Nervous system disorders	Parosmia	<= 60	167	33.7	0	0.0	157	31.5	0	0.0	NE			NE	NE	NE		NE	NE	NE	NE		NE	NE	NE	NE	1.0000	NE		NE	NE	NE
Nervous system disorders	Parosmia	> 60	328	66.3	3	0.9	341	68.5	2	0.6	1.56		Convergence criterion (GCONV=1E-8) satisfied.	0.26	9.42	0.003		Algorithm converged.	-0.010	0.016	1.56		Algorithm converged.	0.26	9.27	0.6252		0.64		Algorithm converged.	0.11	3.81
Nervous system disorders	Peripheral motor neuropathy	<= 60	167	33.7	0	0.0	157	31.5	3	1.9		*	Quasi-complete separation of data points detected.				*	WARNING: The relative Hessian convergence criterion of 10.630677496 is greater than the limit of 0.0001. The convergence is questionable.			0.00		Algorithm converged.	0.00	NE	0.9999	0.1592	>999.99		Algorithm converged.	0.00	NE
Nervous system disorders	Peripheral motor neuropathy	> 60	328	66.3	3	0.9	341	68.5	7	2.1	0.44		Convergence criterion (GCONV=1E-8) satisfied.	0.11	1.72	-0.011		Algorithm converged.	-0.030	0.007	0.45		Algorithm converged.	0.12	1.71	0.2384		2.24		Algorithm converged.	0.59	8.61
Nervous system disorders	Peripheral sensorimotor neuropathy	<= 60	167	33.7	0	0.0	157	31.5	0	0.0	NE			NE	NE	NE		NE	NE	NE	NE		NE	NE	NE	NE	1.0000	NE		NE	NE	NE
Nervous system disorders	Peripheral sensorimotor neuropathy	> 60	328	66.3	2	0.6	341	68.5	1	0.3	2.09		Convergence criterion (GCONV=1E-8) satisfied.	0.19	23.11	0.003		Algorithm converged.	-0.007	0.013	2.08		Algorithm converged.	0.19	22.82	0.5493		0.48		Algorithm converged.	0.04	5.28
Nervous system disorders	Peripheral sensory neuropathy	<= 60	167	33.7	30	18.0	157	31.5	40	25.5	0.64		Convergence criterion (GCONV=1E-8) satisfied.	0.38	1.09	-0.075		Algorithm converged.	-0.165	0.015	0.71		Algorithm converged.	0.46	1.07	0.1032	0.1413	1.42		Algorithm converged.	0.93	2.16
Nervous system disorders	Peripheral sensory neuropathy	> 60	328	66.3	66	20.1	341	68.5	66	19.4	1.05		Convergence criterion (GCONV=1E-8) satisfied.	0.72	1.54	0.008		Algorithm converged.	-0.053	0.068	1.04		Algorithm converged.	0.77	1.41	0.8032		0.96		Algorithm converged.	0.71	1.31
Nervous system disorders	Peroneal nerve palsy	<= 60	167	33.7	0	0.0	157	31.5	0	0.0	NE			NE	NE	NE		NE	NE	NE	NE		NE	NE	NE	NE	NE	NE		NE	NE	NE
Nervous system disorders	Peroneal nerve palsy	> 60	328	66.3	1	0.3	341	68.5	0	0.0		*	Quasi-complete separation of data points detected.				*	WARNING: Negative of Hessian not positive definite.			NE		Algorithm converged.	NE	NE	NE		NE		Algorithm converged.	NE	NE
Nervous system disorders	Piriformis syndrome	<= 60	167	33.7	0	0.0	157	31.5	1	0.6		*	Quasi-complete separation of data points detected.				*	WARNING: The relative Hessian convergence criterion of 22.107627762 is greater than the limit of 0.0001. The convergence is questionable.			0.00		Algorithm converged.	0.00	NE	0.9999	NE	>999.99		Algorithm converged.	0.00	NE
Nervous system disorders	Piriformis syndrome	> 60	328	66.3	0	0.0	341	68.5	0	0.0	NE			NE	NE	NE		NE	NE	NE	NE		NE	NE	NE	NE		NE		NE	NE	NE
Nervous system disorders	Polyneuropathy	<= 60	167	33.7	1	0.6	157	31.5	4	2.5	0.23		Convergence criterion (GCONV=1E-8) satisfied.	0.03	2.08	-0.019		Algorithm converged.	-0.047	0.008	0.24		Algorithm converged.	0.03	2.08	0.1930	0.3309	4.25		Algorithm converged.	0.48	37.66
Nervous system disorders	Polyneuropathy	> 60	328	66.3	5	1.5	341	68.5	7	2.1	0.74		Convergence criterion (GCONV=1E-8) satisfied.	0.23	2.35	-0.005		Algorithm converged.	-0.025	0.015	0.74		Algorithm converged.	0.24	2.32	0.6081		1.35		Algorithm converged.	0.43	4.20
Nervous system disorders	Post herpetic neuralgia	<= 60	167	33.7	1	0.6	157	31.5	1	0.6	0.94		Convergence criterion (GCONV=1E-8) satisfied.	0.06	15.15	0.000		Algorithm converged.	-0.017	0.017	0.94		Algorithm converged.	0.06	14.90	0.9651	0.9598	1.06		Algorithm converged.	0.07	16.86
Nervous system disorders	Post herpetic neuralgia	> 60	328	66.3	1	0.3	341	68.5	1	0.3	1.04		Convergence criterion (GCONV=1E-8) satisfied.	0.06	16.69	0.000		Algorithm converged.	-0.008	0.008	1.04		Algorithm converged.	0.07	16.55	0.9780		0.96		Algorithm converged.	0.06	15.31
Nervous system disorders	Presyncope	<= 60	167	33.7	0	0.0	157	31.5	0	0.0	NE			NE	NE	NE		NE	NE	NE	NE		NE	NE	NE	NE	1.0000	NE		NE	NE	NE
Nervous system disorders	Presyncope	> 60	328	66.3	3	0.9	341	68.5	3	0.9	1.04		Convergence criterion (GCONV=1E-8) satisfied.	0.21	5.19	0.000		Algorithm converged.	-0.014	0.015	1.04		Algorithm converged.	0.21	5.11	0.9619		0.96		Algorithm converged.	0.20	4.73
Nervous system disorders	Restless legs syndrome	<= 60	167	33.7	0	0.0	157	31.5	1	0.6		*	Quasi-complete separation of data points detected.				*	WARNING: The relative Hessian convergence criterion of 22.107627762 is greater than the limit of 0.0001. The convergence is questionable.			0.00		Algorithm converged.	0.00	NE	0.9999	0.1757	>999.99		Algorithm converged.	0.00	NE
Nervous system disorders	Restless legs syndrome	> 60	328	66.3	2	0.6	341	68.5	1	0.3	2.09		Convergence criterion (GCONV=1E-8) satisfied.	0.19	23.11	0.003		Algorithm converged.	-0.007	0.013	2.08		Algorithm converged.	0.19	22.82	0.5493		0.48		Algorithm converged.	0.04	5.28
Nervous system disorders	Sciatica	<= 60	167	33.7	0	0.0	157	31.5	1	0.6		*	Quasi-complete separation of data points detected.				*	WARNING: The relative Hessian convergence criterion of 22.107627685 is greater than the limit of 0.0001. The convergence is questionable.			0.00		Algorithm converged.	0.00	NE	0.9999	0.0955	>999.99		Algorithm converged.	0.00	NE
Nervous system disorders	Sciatica	> 60	328	66.3	4	1.2	341	68.5	1	0.3	4.20		Convergence criterion (GCONV=1E-8) satisfied.	0.47	37.75	0.009		Algorithm converged.	-0.004	0.022	4.16		Algorithm converged.	0.47	37.01	0.2013		0.24		Algorithm converged.	0.03	2.14
Nervous system disorders	Seizure	<= 60	167	33.7	0	0.0	157	31.5	0	0.0	NE			NE	NE	NE		NE	NE	NE	NE		NE	NE	NE	NE	NE	NE		NE	NE	NE
Nervous system disorders	Seizure	> 60	328	66.3	0	0.0	341	68.5	2	0.6		*	Quasi-complete separation of data points detected.				*	ERROR: The mean parameter is either invalid or at a limit of its range for some observations.			0.00		Algorithm converged.	0.00	NE	0.9999		>999.99		Algorithm converged.	0.00	NE
Nervous system disorders	Sensory disturbance	<= 60	167	33.7	0	0.0	157	31.5	0	0.0	NE			NE	NE	NE		NE	NE	NE	NE		NE	NE	NE	NE	NE	NE		NE	NE	NE
Nervous system disorders	Sensory disturbance	> 60	328	66.3	1	0.3	341	68.5	0	0.0		*	Quasi-complete separation of data points detected.				*	WARNING: The relative Hessian convergence criterion of 50.209912281 is greater than the limit of 0.0001. The convergence is questionable.			NE		Algorithm converged.	NE	NE	NE		NE		Algorithm converged.	NE	NE
Nervous system disorders	Speech disorder	<= 60	167	33.7	0	0.0	157	31.5	0	0.0	NE			NE	NE	NE		NE	NE	NE	NE		NE	NE	NE	NE	NE	NE		NE	NE	NE
Nervous system disorders	Speech disorder	> 60	328	66.3	0	0.0	341	68.5	1	0.3		*	Quasi-complete separation of data points detected.				*	ERROR: The mean parameter is either invalid or at a limit of its range for some observations.			0.00		Algorithm converged.	0.00	NE	0.9999		>999.99		Algorithm converged.	0.00	NE
Nervous system disorders	Spinal cord compression	<= 60	167	33.7	0	0.0	157	31.5	0	0.0	NE			NE	NE	NE		NE	NE	NE	NE		NE	NE	NE	NE	NE	NE		NE	NE	NE
Nervous system disorders	Spinal cord compression	> 60	328	66.3	1	0.3	341	68.5	0	0.0		*	Quasi-complete separation of data points detected.				*	WARNING: Negative of Hessian not positive definite.			NE		Algorithm converged.	NE	NE	NE		NE		Algorithm converged.	NE	NE
Nervous system disorders	Subdural hygroma	<= 60	167	33.7	1	0.6	157	31.5	0	0.0		*	Quasi-complete separation of data points detected.				*	WARNING: Negative of Hessian not positive definite.			NE		Algorithm converged.	NE	NE	NE	NE	NE		Algorithm converged.	NE	NE
Nervous system disorders	Subdural hygroma	> 60	328	66.3	0	0.0	341	68.5	0	0.0	NE			NE	NE	NE		NE	NE	NE	NE		NE	NE	NE	NE		NE		NE	NE	NE
Nervous system disorders	Syncope	<= 60	167	33.7	2	1.2	157	31.5	2	1.3	0.94		Convergence criterion (GCONV=1E-8) satisfied.	0.13	6.75	-0.001		Algorithm converged.	-0.025	0.023	0.94		Algorithm converged.	0.13	6.59	0.9505	0.9876	1.06		Algorithm converged.	0.15	7.46
Nervous system disorders	Syncope	> 60	328	66.3	8	2.4	341	68.5	9	2.6	0.92		Convergence criterion (GCONV=1E-8) satisfied.	0.35	2.42	-0.002		Algorithm converged.	-0.026	0.022	0.92		Algorithm converged.	0.36	2.37	0.8693		1.08		Algorithm converged.	0.42	2.77
Nervous system disorders	Taste disorder	<= 60	167	33.7	4	2.4	157	31.5	5	3.2	0.75		Convergence criterion (GCONV=1E-8) satisfied.	0.20	2.83	-0.008		Algorithm converged.	-0.044	0.028	0.75		Algorithm converged.	0.21	2.75	0.6667	0.3260	1.33		Algorithm converged.	0.36	4.86
Nervous system disorders	Taste disorder	> 60	328	66.3	7	2.1	341	68.5	4	1.2	1.84		Convergence criterion (GCONV=1E-8) satisfied.	0.53	6.34	0.010		Algorithm converged.	-0.010	0.029	1.82		Algorithm converged.	0.54	6.16	0.3359		0.55		Algorithm converged.	0.16	1.86
Nervous system disorders	Transient ischaemic attack	<= 60	167	33.7	0	0.0	157	31.5	0	0.0	NE			NE	NE	NE		NE	NE	NE	NE		NE	NE	NE	NE	NE	NE		NE	NE	NE
Nervous system disorders	Transient ischaemic attack	> 60	328	66.3	0	0.0	341	68.5	1	0.3		*	Quasi-complete separation of data points detected.				*	ERROR: The mean parameter is either invalid or at a limit of its range for some observations.			0.00		Algorithm converged.	0.00	NE	0.9999		>999.99		Algorithm converged.	0.00	NE
Nervous system disorders	Tremor	<= 60	167	33.7	2	1.2	157	31.5	1	0.6	1.89		Convergence criterion (GCONV=1E-8) satisfied.	0.17	21.06	0.006		Algorithm converged.	-0.015	0.026	1.88		Algorithm converged.	0.17	20.53	0.6047	0.7396	0.53		Algorithm converged.	0.05	5.81
Nervous system disorders	Tremor	> 60	328	66.3	7	2.1	341	68.5	6	1.8	1.22		Convergence criterion (GCONV=1E-8) satisfied.	0.40	3.66	0.004		Algorithm converged.	-0.017	0.025	1.21		Algorithm converged.	0.41	3.57	0.7261		0.82		Algorithm converged.	0.28	2.43
Nervous system disorders	VIth nerve disorder	<= 60	167	33.7	0	0.0	157	31.5	1	0.6		*	Quasi-complete separation of data points detected.				*	WARNING: The relative Hessian convergence criterion of 22.107627762 is greater than the limit of 0.0001. The convergence is questionable.			0.00		Algorithm converged.	0.00	NE	0.9999	1.0000	>999.99		Algorithm converged.	0.00	NE
Nervous system disorders	VIth nerve disorder	> 60	328	66.3	0	0.0	341	68.5	1	0.3		*	Quasi-complete separation of data points detected.				*	ERROR: The mean parameter is either invalid or at a limit of its range for some observations.			0.00		Algorithm converged.	0.00	NE	0.9999		>999.99		Algorithm converged.	0.00	NE
Psychiatric disorders		<= 60	167	33.7	31	18.6	157	31.5	24	15.3	1.26		Convergence criterion (GCONV=1E-8) satisfied.	0.70	2.27	0.033		Algorithm converged.	-0.049	0.114	1.21		Algorithm converged.	0.75	1.97	0.4339	0.7446	0.82		Algorithm converged.	0.51	1.34
Psychiatric disorders		> 60	328	66.3	55	16.8	341	68.5	52	15.2	1.12		Convergence criterion (GCONV=1E-8) satisfied.	0.74	1.69	0.015		Algorithm converged.	-0.040	0.071	1.10		Algorithm converged.	0.78	1.56	0.5922		0.91		Algorithm converged.	0.64	1.29
Psychiatric disorders	Adjustment disorder	<= 60	167	33.7	0	0.0	157	31.5	0	0.0	NE			NE	NE	NE		NE	NE	NE	NE		NE	NE	NE	NE	1.0000	NE		NE	NE	NE
Psychiatric disorders	Adjustment disorder	> 60	328	66.3	1	0.3	341	68.5	1	0.3	1.04		Convergence criterion (GCONV=1E-8) satisfied.	0.06	16.69	0.000		Algorithm converged.	-0.008	0.008	1.04		Algorithm converged.	0.07	16.55	0.9780		0.96		Algorithm converged.	0.06	15.31
Psychiatric disorders	Adjustment disorder with anxiety	<= 60	167	33.7	1	0.6	157	31.5	0	0.0		*	Quasi-complete separation of data points detected.				*	ERROR: Error in computing the link function, its derivatives, or the variance function.			NE		Algorithm converged.	NE	NE	NE	NE	NE		Algorithm converged.	NE	NE
Psychiatric disorders	Adjustment disorder with anxiety	> 60	328	66.3	0	0.0	341	68.5	0	0.0	NE			NE	NE	NE		NE	NE	NE	NE		NE	NE	NE	NE		NE		NE	NE	NE
Psychiatric disorders	Affect lability	<= 60	167	33.7	0	0.0	157	31.5	1	0.6		*	Quasi-complete separation of data points detected.				*	WARNING: The relative Hessian convergence criterion of 22.107627762 is greater than the limit of 0.0001. The convergence is questionable.			0.00		Algorithm converged.	0.00	NE	0.9999	NE	>999.99		Algorithm converged.	0.00	NE
Psychiatric disorders	Affect lability	> 60	328	66.3	0	0.0	341	68.5	0	0.0	NE			NE	NE	NE		NE	NE	NE	NE		NE	NE	NE	NE		NE		NE	NE	NE
Psychiatric disorders	Agitation	<= 60	167	33.7	3	1.8	157	31.5	1	0.6	2.85		Convergence criterion (GCONV=1E-8) satisfied.	0.29	27.72	0.012		Algorithm converged.	-0.012	0.035	2.82		Algorithm converged.	0.30	26.83	0.3670	0.5028	0.35		Algorithm converged.	0.04	3.37
Psychiatric disorders	Agitation	> 60	328	66.3	2	0.6	341	68.5	2	0.6	1.04		Convergence criterion (GCONV=1E-8) satisfied.	0.15	7.42	0.000		Algorithm converged.	-0.011	0.012	1.04		Algorithm converged.	0.15	7.34	0.9689		0.96		Algorithm converged.	0.14	6.79
Psychiatric disorders	Agoraphobia	<= 60	167	33.7	0	0.0	157	31.5	0	0.0	NE			NE	NE	NE		NE	NE	NE	NE		NE	NE	NE	NE	NE	NE		NE	NE	NE
Psychiatric disorders	Agoraphobia	> 60	328	66.3	1	0.3	341	68.5	0	0.0		*	Quasi-complete separation of data points detected.				*	WARNING: Negative of Hessian not positive definite.			NE		Algorithm converged.	NE	NE	NE		NE		Algorithm converged.	NE	NE
Psychiatric disorders	Anxiety	<= 60	167	33.7	8	4.8	157	31.5	6	3.8	1.27		Convergence criterion (GCONV=1E-8) satisfied.	0.43	3.73	0.010		Algorithm converged.	-0.034	0.054	1.25		Algorithm converged.	0.44	3.53	0.6690	0.5597	0.80		Algorithm converged.	0.28	2.25
Psychiatric disorders	Anxiety	> 60	328	66.3	8	2.4	341	68.5	10	2.9	0.83		Convergence criterion (GCONV=1E-8) satisfied.	0.32	2.12	-0.005		Algorithm converged.	-0.029	0.020	0.83		Algorithm converged.	0.33	2.08	0.6938		1.20		Algorithm converged.	0.48	3.01
Psychiatric disorders	Confusional state	<= 60	167	33.7	0	0.0	157	31.5	0	0.0	NE			NE	NE	NE		NE	NE	NE	NE		NE	NE	NE	NE	1.0000	NE		NE	NE	NE
Psychiatric disorders	Confusional state	> 60	328	66.3	5	1.5	341	68.5	3	0.9	1.74		Convergence criterion (GCONV=1E-8) satisfied.	0.41	7.36	0.006		Algorithm converged.	-0.010	0.023	1.73		Algorithm converged.	0.42	7.19	0.4491		0.58		Algorithm converged.	0.14	2.40
Psychiatric disorders	Delirium	<= 60	167	33.7	0	0.0	157	31.5	0	0.0	NE			NE	NE	NE		NE	NE	NE	NE		NE	NE	NE	NE	1.0000	NE		NE	NE	NE
Psychiatric disorders	Delirium	> 60	328	66.3	1	0.3	341	68.5	1	0.3	1.04		Convergence criterion (GCONV=1E-8) satisfied.	0.06	16.69	0.000		Algorithm converged.	-0.008	0.008	1.04		Algorithm converged.	0.07	16.55	0.9780		0.96		Algorithm converged.	0.06	15.31
Psychiatric disorders	Depression	<= 60	167	33.7	2	1.2	157	31.5	4	2.5	0.46		Convergence criterion (GCONV=1E-8) satisfied.	0.08	2.57	-0.014		Algorithm converged.	-0.043	0.016	0.47		Algorithm converged.	0.09	2.53	0.3794	0.0928	2.13		Algorithm converged.	0.40	11.45
Psychiatric disorders	Depression	> 60	328	66.3	6	1.8	341	68.5	2	0.6	3.16		Convergence criterion (GCONV=1E-8) satisfied.	0.63	15.76	0.012		Algorithm converged.	-0.004	0.029	3.12		Algorithm converged.	0.63	15.34	0.1617		0.32		Algorithm converged.	0.07	1.58
Psychiatric disorders	Disorientation	<= 60	167	33.7	0	0.0	157	31.5	0	0.0	NE			NE	NE	NE		NE	NE	NE	NE		NE	NE	NE	NE	NE	NE		NE	NE	NE
Psychiatric disorders	Disorientation	> 60	328	66.3	2	0.6	341	68.5	0	0.0		*	Quasi-complete separation of data points detected.				*	WARNING: Negative of Hessian not positive definite.			NE		Algorithm converged.	NE	NE	NE		NE		Algorithm converged.	NE	NE
Psychiatric disorders	Emotional distress	<= 60	167	33.7	0	0.0	157	31.5	0	0.0	NE			NE	NE	NE		NE	NE	NE	NE		NE	NE	NE	NE	NE	NE		NE	NE	NE
Psychiatric disorders	Emotional distress	> 60	328	66.3	0	0.0	341	68.5	1	0.3		*	Quasi-complete separation of data points detected.				*	ERROR: The mean parameter is either invalid or at a limit of its range for some observations.			0.00		Algorithm converged.	0.00	NE	0.9999		>999.99		Algorithm converged.	0.00	NE
Psychiatric disorders	Insomnia	<= 60	167	33.7	18	10.8	157	31.5	16	10.2	1.06		Convergence criterion (GCONV=1E-8) satisfied.	0.52	2.17	0.006		Algorithm converged.	-0.061	0.073	1.06		Algorithm converged.	0.56	2.00	0.8632	0.9022	0.95		Algorithm converged.	0.50	1.79
Psychiatric disorders	Insomnia	> 60	328	66.3	30	9.1	341	68.5	31	9.1	1.01		Convergence criterion (GCONV=1E-8) satisfied.	0.59	1.70	0.001		Algorithm converged.	-0.043	0.044	1.01		Algorithm converged.	0.62	1.62	0.9801		0.99		Algorithm converged.	0.62	1.60
Psychiatric disorders	Irritability	<= 60	167	33.7	2	1.2	157	31.5	0	0.0		*	Quasi-complete separation of data points detected.				*	ERROR: The mean parameter is either invalid or at a limit of its range for some observations.			NE		Algorithm converged.	NE	NE	NE	0.0964	NE		Algorithm converged.	NE	NE
Psychiatric disorders	Irritability	> 60	328	66.3	1	0.3	341	68.5	2	0.6	0.52		Convergence criterion (GCONV=1E-8) satisfied.	0.05	5.74	-0.003		Algorithm converged.	-0.013	0.007	0.52		Algorithm converged.	0.05	5.71	0.5925		1.92		Algorithm converged.	0.18	21.11
Psychiatric disorders	Libido decreased	<= 60	167	33.7	1	0.6	157	31.5	0	0.0		*	Quasi-complete separation of data points detected.				*	ERROR: Error in computing the link function, its derivatives, or the variance function.			NE		Algorithm converged.	NE	NE	NE	NE	NE		Algorithm converged.	NE	NE
Psychiatric disorders	Libido decreased	> 60	328	66.3	0	0.0	341	68.5	0	0.0	NE			NE	NE	NE		NE	NE	NE	NE		NE	NE	NE	NE		NE		NE	NE	NE
Psychiatric disorders	Mental disorder	<= 60	167	33.7	0	0.0	157	31.5	0	0.0	NE			NE	NE	NE		NE	NE	NE	NE		NE	NE	NE	NE	NE	NE		NE	NE	NE
Psychiatric disorders	Mental disorder	> 60	328	66.3	1	0.3	341	68.5	0	0.0		*	Quasi-complete separation of data points detected.				*	WARNING: Negative of Hessian not positive definite.			NE		Algorithm converged.	NE	NE	NE		NE		Algorithm converged.	NE	NE
Psychiatric disorders	Mental status changes	<= 60	167	33.7	1	0.6	157	31.5	0	0.0		*	Quasi-complete separation of data points detected.				*	ERROR: Error in computing the link function, its derivatives, or the variance function.			NE		Algorithm converged.	NE	NE	NE	1.0000	NE		Algorithm converged.	NE	NE
Psychiatric disorders	Mental status changes	> 60	328	66.3	1	0.3	341	68.5	0	0.0		*	Quasi-complete separation of data points detected.				*	WARNING: Negative of Hessian not positive definite.			NE		Algorithm converged.	NE	NE	NE		NE		Algorithm converged.	NE	NE
Psychiatric disorders	Mixed anxiety and depressive disorder	<= 60	167	33.7	0	0.0	157	31.5	0	0.0	NE			NE	NE	NE		NE	NE	NE	NE		NE	NE	NE	NE	1.0000	NE		NE	NE	NE
Psychiatric disorders	Mixed anxiety and depressive disorder	> 60	328	66.3	1	0.3	341	68.5	1	0.3	1.04		Convergence criterion (GCONV=1E-8) satisfied.	0.06	16.69	0.000		Algorithm converged.	-0.008	0.008	1.04		Algorithm converged.	0.07	16.55	0.9780		0.96		Algorithm converged.	0.06	15.31
Psychiatric disorders	Mood altered	<= 60	167	33.7	0	0.0	157	31.5	0	0.0	NE			NE	NE	NE		NE	NE	NE	NE		NE	NE	NE	NE	NE	NE		NE	NE	NE
Psychiatric disorders	Mood altered	> 60	328	66.3	2	0.6	341	68.5	0	0.0		*	Quasi-complete separation of data points detected.				*	WARNING: Negative of Hessian not positive definite.			NE		Algorithm converged.	NE	NE	NE		NE		Algorithm converged.	NE	NE
Psychiatric disorders	Mood swings	<= 60	167	33.7	0	0.0	157	31.5	0	0.0	NE			NE	NE	NE		NE	NE	NE	NE		NE	NE	NE	NE	NE	NE		NE	NE	NE
Psychiatric disorders	Mood swings	> 60	328	66.3	0	0.0	341	68.5	1	0.3		*	Quasi-complete separation of data points detected.				*	ERROR: The mean parameter is either invalid or at a limit of its range for some observations.			0.00		Algorithm converged.	0.00	NE	0.9999		>999.99		Algorithm converged.	0.00	NE
Psychiatric disorders	Panic disorder	<= 60	167	33.7	0	0.0	157	31.5	1	0.6		*	Quasi-complete separation of data points detected.				*	WARNING: The relative Hessian convergence criterion of 22.107627762 is greater than the limit of 0.0001. The convergence is questionable.			0.00		Algorithm converged.	0.00	NE	0.9999	NE	>999.99		Algorithm converged.	0.00	NE
Psychiatric disorders	Panic disorder	> 60	328	66.3	0	0.0	341	68.5	0	0.0	NE			NE	NE	NE		NE	NE	NE	NE		NE	NE	NE	NE		NE		NE	NE	NE
Psychiatric disorders	Personality change	<= 60	167	33.7	0	0.0	157	31.5	0	0.0	NE			NE	NE	NE		NE	NE	NE	NE		NE	NE	NE	NE	NE	NE		NE	NE	NE
Psychiatric disorders	Personality change	> 60	328	66.3	1	0.3	341	68.5	0	0.0		*	Quasi-complete separation of data points detected.				*	WARNING: Negative of Hessian not positive definite.			NE		Algorithm converged.	NE	NE	NE		NE		Algorithm converged.	NE	NE
Psychiatric disorders	Poor quality sleep	<= 60	167	33.7	1	0.6	157	31.5	0	0.0		*	Quasi-complete separation of data points detected.				*	WARNING: Negative of Hessian not positive definite.			NE		Algorithm converged.	NE	NE	NE	NE	NE		Algorithm converged.	NE	NE
Psychiatric disorders	Poor quality sleep	> 60	328	66.3	0	0.0	341	68.5	0	0.0	NE			NE	NE	NE		NE	NE	NE	NE		NE	NE	NE	NE		NE		NE	NE	NE
Psychiatric disorders	Restlessness	<= 60	167	33.7	0	0.0	157	31.5	1	0.6		*	Quasi-complete separation of data points detected.				*	WARNING: The relative Hessian convergence criterion of 22.107627762 is greater than the limit of 0.0001. The convergence is questionable.			0.00		Algorithm converged.	0.00	NE	0.9999	NE	>999.99		Algorithm converged.	0.00	NE
Psychiatric disorders	Restlessness	> 60	328	66.3	0	0.0	341	68.5	0	0.0	NE			NE	NE	NE		NE	NE	NE	NE		NE	NE	NE	NE		NE		NE	NE	NE
Psychiatric disorders	Sleep disorder	<= 60	167	33.7	0	0.0	157	31.5	2	1.3		*	Quasi-complete separation of data points detected.				*	WARNING: The relative Hessian convergence criterion of 14.109054211 is greater than the limit of 0.0001. The convergence is questionable.			0.00		Algorithm converged.	0.00	NE	0.9999	0.1346	>999.99		Algorithm converged.	0.00	NE
Psychiatric disorders	Sleep disorder	> 60	328	66.3	2	0.6	341	68.5	2	0.6	1.04		Convergence criterion (GCONV=1E-8) satisfied.	0.15	7.42	0.000		Algorithm converged.	-0.011	0.012	1.04		Algorithm converged.	0.15	7.34	0.9689		0.96		Algorithm converged.	0.14	6.79
Psychiatric disorders	Stress	<= 60	167	33.7	0	0.0	157	31.5	0	0.0	NE			NE	NE	NE		NE	NE	NE	NE		NE	NE	NE	NE	NE	NE		NE	NE	NE
Psychiatric disorders	Stress	> 60	328	66.3	1	0.3	341	68.5	0	0.0		*	Quasi-complete separation of data points detected.				*	WARNING: Negative of Hessian not positive definite.			NE		Algorithm converged.	NE	NE	NE		NE		Algorithm converged.	NE	NE
Psychiatric disorders	Suicidal ideation	<= 60	167	33.7	0	0.0	157	31.5	0	0.0	NE			NE	NE	NE		NE	NE	NE	NE		NE	NE	NE	NE	NE	NE		NE	NE	NE
Psychiatric disorders	Suicidal ideation	> 60	328	66.3	1	0.3	341	68.5	0	0.0		*	Quasi-complete separation of data points detected.				*	WARNING: Negative of Hessian not positive definite.			NE		Algorithm converged.	NE	NE	NE		NE		Algorithm converged.	NE	NE
Renal and urinary disorders		<= 60	167	33.7	16	9.6	157	31.5	9	5.7	1.74		Convergence criterion (GCONV=1E-8) satisfied.	0.75	4.07	0.038		Algorithm converged.	-0.019	0.096	1.67		Algorithm converged.	0.76	3.67	0.2009	0.5265	0.60		Algorithm converged.	0.27	1.31
Renal and urinary disorders		> 60	328	66.3	36	11.0	341	68.5	30	8.8	1.28		Convergence criterion (GCONV=1E-8) satisfied.	0.77	2.13	0.022		Algorithm converged.	-0.023	0.067	1.25		Algorithm converged.	0.79	1.98	0.3462		0.80		Algorithm converged.	0.51	1.27
Renal and urinary disorders	Acute kidney injury	<= 60	167	33.7	3	1.8	157	31.5	0	0.0		*	Quasi-complete separation of data points detected.				*	WARNING: Negative of Hessian not positive definite.			NE		Algorithm converged.	NE	NE	NE	0.2148	NE		Algorithm converged.	NE	NE
Renal and urinary disorders	Acute kidney injury	> 60	328	66.3	8	2.4	341	68.5	3	0.9	2.82		Convergence criterion (GCONV=1E-8) satisfied.	0.74	10.71	0.016		Algorithm converged.	-0.004	0.035	2.77		Algorithm converged.	0.74	10.36	0.1295		0.36		Algorithm converged.	0.10	1.35
Renal and urinary disorders	Atonic urinary bladder	<= 60	167	33.7	0	0.0	157	31.5	0	0.0	NE			NE	NE	NE		NE	NE	NE	NE		NE	NE	NE	NE	NE	NE		NE	NE	NE
Renal and urinary disorders	Atonic urinary bladder	> 60	328	66.3	1	0.3	341	68.5	0	0.0		*	Quasi-complete separation of data points detected.				*	WARNING: Negative of Hessian not positive definite.			NE		Algorithm converged.	NE	NE	NE		NE		Algorithm converged.	NE	NE
Renal and urinary disorders	Bladder spasm	<= 60	167	33.7	0	0.0	157	31.5	0	0.0	NE			NE	NE	NE		NE	NE	NE	NE		NE	NE	NE	NE	NE	NE		NE	NE	NE
Renal and urinary disorders	Bladder spasm	> 60	328	66.3	1	0.3	341	68.5	0	0.0		*	Quasi-complete separation of data points detected.				*	WARNING: Negative of Hessian not positive definite.			NE		Algorithm converged.	NE	NE	NE		NE		Algorithm converged.	NE	NE

Renal and urinary disorders	Chromaturia	<= 60	167	33.7	0	0.0	157	31.5	0	0.0	NE			NE	NE	NE		NE	NE	NE	NE		NE	NE	NE	NE	NE	NE		NE	NE	NE
Renal and urinary disorders	Chromaturia	> 60	328	66.3	1	0.3	341	68.5	0	0.0		*	Quasi-complete separation of data points detected.				*	WARNING: Negative of Hessian not positive definite.			NE		Algorithm converged.	NE	NE	NE		NE		Algorithm converged.	NE	NE
Renal and urinary disorders	Chronic kidney disease	<= 60	167	33.7	0	0.0	157	31.5	0	0.0	NE			NE	NE	NE		NE	NE	NE	NE		NE	NE	NE	NE	1.0000	NE		NE	NE	NE
Renal and urinary disorders	Chronic kidney disease	> 60	328	66.3	2	0.6	341	68.5	1	0.3	2.09		Convergence criterion (GCONV=1E-8) satisfied.	0.19	23.11	0.003		Algorithm converged.	-0.007	0.013	2.08		Algorithm converged.	0.19	22.82	0.5493		0.48		Algorithm converged.	0.04	5.28
Renal and urinary disorders	Cystitis haemorrhagic	<= 60	167	33.7	0	0.0	157	31.5	0	0.0	NE			NE	NE	NE		NE	NE	NE	NE		NE	NE	NE	NE	NE	NE		NE	NE	NE
Renal and urinary disorders	Cystitis haemorrhagic	> 60	328	66.3	0	0.0	341	68.5	1	0.3		*	Quasi-complete separation of data points detected.				*	ERROR: The mean parameter is either invalid or at a limit of its range for some observations.			0.00		Algorithm converged.	0.00	NE	0.9999		>999.99		Algorithm converged.	0.00	NE
Renal and urinary disorders	Cystitis noninfective	<= 60	167	33.7	0	0.0	157	31.5	1	0.6		*	Quasi-complete separation of data points detected.				*	WARNING: The relative Hessian convergence criterion of 22.107627839 is greater than the limit of 0.0001. The convergence is questionable.			0.00		Algorithm converged.	0.00	NE	0.9999	0.0897	>999.99		Algorithm converged.	0.00	NE
Renal and urinary disorders	Cystitis noninfective	> 60	328	66.3	1	0.3	341	68.5	0	0.0		*	Quasi-complete separation of data points detected.				*	WARNING: Negative of Hessian not positive definite.			NE		Algorithm converged.	NE	NE	NE		NE		Algorithm converged.	NE	NE
Renal and urinary disorders	Dysuria	<= 60	167	33.7	7	4.2	157	31.5	3	1.9	2.25		Convergence criterion (GCONV=1E-8) satisfied.	0.57	8.84	0.023		Algorithm converged.	-0.014	0.060	2.19		Algorithm converged.	0.58	8.33	0.2487	0.4655	0.46		Algorithm converged.	0.12	1.73
Renal and urinary disorders	Dysuria	> 60	328	66.3	8	2.4	341	68.5	7	2.1	1.19		Convergence criterion (GCONV=1E-8) satisfied.	0.43	3.33	0.004		Algorithm converged.	-0.019	0.026	1.19		Algorithm converged.	0.44	3.24	0.7362		0.84		Algorithm converged.	0.31	2.29
Renal and urinary disorders	Haematuria	<= 60	167	33.7	1	0.6	157	31.5	1	0.6	0.94		Convergence criterion (GCONV=1E-8) satisfied.	0.06	15.15	0.000		Algorithm converged.	-0.017	0.017	0.94		Algorithm converged.	0.06	14.90	0.9651	0.9507	1.06		Algorithm converged.	0.07	16.86
Renal and urinary disorders	Haematuria	> 60	328	66.3	3	0.9	341	68.5	3	0.9	1.04		Convergence criterion (GCONV=1E-8) satisfied.	0.21	5.19	0.000		Algorithm converged.	-0.014	0.015	1.04		Algorithm converged.	0.21	5.11	0.9619		0.96		Algorithm converged.	0.20	4.73
Renal and urinary disorders	Hydronephrosis	<= 60	167	33.7	0	0.0	157	31.5	0	0.0	NE			NE	NE	NE		NE	NE	NE	NE		NE	NE	NE	NE	NE	NE		NE	NE	NE
Renal and urinary disorders	Hydronephrosis	> 60	328	66.3	1	0.3	341	68.5	0	0.0		*	Quasi-complete separation of data points detected.				*	WARNING: Negative of Hessian not positive definite.			NE		Algorithm converged.	NE	NE	NE		NE		Algorithm converged.	NE	NE
Renal and urinary disorders	Micturition urgency	<= 60	167	33.7	4	2.4	157	31.5	0	0.0		*	Quasi-complete separation of data points detected.				*	ERROR: The mean parameter is either invalid or at a limit of its range for some observations.			NE		Algorithm converged.	NE	NE	NE	0.1132	NE		Algorithm converged.	NE	NE
Renal and urinary disorders	Micturition urgency	> 60	328	66.3	1	0.3	341	68.5	1	0.3	1.04		Convergence criterion (GCONV=1E-8) satisfied.	0.06	16.69	0.000		Algorithm converged.	-0.008	0.008	1.04		Algorithm converged.	0.07	16.55	0.9780		0.96		Algorithm converged.	0.06	15.31
Renal and urinary disorders	Nephrolithiasis	<= 60	167	33.7	0	0.0	157	31.5	0	0.0	NE			NE	NE	NE		NE	NE	NE	NE		NE	NE	NE	NE	NE	NE		NE	NE	NE
Renal and urinary disorders	Nephrolithiasis	> 60	328	66.3	1	0.3	341	68.5	0	0.0		*	Quasi-complete separation of data points detected.				*	WARNING: Negative of Hessian not positive definite.			NE		Algorithm converged.	NE	NE	NE		NE		Algorithm converged.	NE	NE
Renal and urinary disorders	Nocturia	<= 60	167	33.7	1	0.6	157	31.5	1	0.6	0.94		Convergence criterion (GCONV=1E-8) satisfied.	0.06	15.15	0.000		Algorithm converged.	-0.017	0.017	0.94		Algorithm converged.	0.06	14.90	0.9651	0.9535	1.06		Algorithm converged.	0.07	16.86
Renal and urinary disorders	Nocturia	> 60	328	66.3	2	0.6	341	68.5	2	0.6	1.04		Convergence criterion (GCONV=1E-8) satisfied.	0.15	7.42	0.000		Algorithm converged.	-0.011	0.012	1.04		Algorithm converged.	0.15	7.34	0.9689		0.96		Algorithm converged.	0.14	6.79
Renal and urinary disorders	Oliguria	<= 60	167	33.7	0	0.0	157	31.5	0	0.0	NE			NE	NE	NE		NE	NE	NE	NE		NE	NE	NE	NE	1.0000	NE		NE	NE	NE
Renal and urinary disorders	Oliguria	> 60	328	66.3	1	0.3	341	68.5	1	0.3	1.04		Convergence criterion (GCONV=1E-8) satisfied.	0.06	16.69	0.000		Algorithm converged.	-0.008	0.008	1.04		Algorithm converged.	0.07	16.55	0.9780		0.96		Algorithm converged.	0.06	15.31
Renal and urinary disorders	Pollakiuria	<= 60	167	33.7	0	0.0	157	31.5	1	0.6		*	Quasi-complete separation of data points detected.				*	WARNING: The relative Hessian convergence criterion of 22.107627762 is greater than the limit of 0.0001. The convergence is questionable.			0.00		Algorithm converged.	0.00	NE	0.9999	0.2479	>999.99		Algorithm converged.	0.00	NE
Renal and urinary disorders	Pollakiuria	> 60	328	66.3	3	0.9	341	68.5	3	0.9	1.04		Convergence criterion (GCONV=1E-8) satisfied.	0.21	5.19	0.000		Algorithm converged.	-0.014	0.015	1.04		Algorithm converged.	0.21	5.11	0.9619		0.96		Algorithm converged.	0.20	4.73
Renal and urinary disorders	Polyuria	<= 60	167	33.7	0	0.0	157	31.5	1	0.6		*	Quasi-complete separation of data points detected.				*	WARNING: The relative Hessian convergence criterion of 22.107627685 is greater than the limit of 0.0001. The convergence is questionable.			0.00		Algorithm converged.	0.00	NE	0.9999	0.0897	>999.99		Algorithm converged.	0.00	NE
Renal and urinary disorders	Polyuria	> 60	328	66.3	1	0.3	341	68.5	0	0.0		*	Quasi-complete separation of data points detected.				*	WARNING: Negative of Hessian not positive definite.			NE		Algorithm converged.	NE	NE	NE		NE		Algorithm converged.	NE	NE
Renal and urinary disorders	Proteinuria	<= 60	167	33.7	0	0.0	157	31.5	1	0.6		*	Quasi-complete separation of data points detected.				*	WARNING: The relative Hessian convergence criterion of 22.107627685 is greater than the limit of 0.0001. The convergence is questionable.			0.00		Algorithm converged.	0.00	NE	0.9999	NE	>999.99		Algorithm converged.	0.00	NE
Renal and urinary disorders	Proteinuria	> 60	328	66.3	0	0.0	341	68.5	0	0.0	NE			NE	NE	NE		NE	NE	NE	NE		NE	NE	NE	NE		NE		NE	NE	NE
Renal and urinary disorders	Renal colic	<= 60	167	33.7	0	0.0	157	31.5	1	0.6		*	Quasi-complete separation of data points detected.				*	WARNING: The relative Hessian convergence criterion of 22.107627839 is greater than the limit of 0.0001. The convergence is questionable.			0.00		Algorithm converged.	0.00	NE	0.9999	NE	>999.99		Algorithm converged.	0.00	NE
Renal and urinary disorders	Renal colic	> 60	328	66.3	0	0.0	341	68.5	0	0.0	NE			NE	NE	NE		NE	NE	NE	NE		NE	NE	NE	NE		NE		NE	NE	NE
Renal and urinary disorders	Renal failure	<= 60	167	33.7	0	0.0	157	31.5	1	0.6		*	Quasi-complete separation of data points detected.				*	WARNING: The relative Hessian convergence criterion of 22.107627839 is greater than the limit of 0.0001. The convergence is questionable.			0.00		Algorithm converged.	0.00	NE	0.9999	0.3224	>999.99		Algorithm converged.	0.00	NE
Renal and urinary disorders	Renal failure	> 60	328	66.3	2	0.6	341	68.5	3	0.9	0.69		Convergence criterion (GCONV=1E-8) satisfied.	0.11	4.16	-0.003		Algorithm converged.	-0.016	0.010	0.69		Algorithm converged.	0.12	4.12	0.6869		1.44		Algorithm converged.	0.24	8.58
Renal and urinary disorders	Renal impairment	<= 60	167	33.7	0	0.0	157	31.5	0	0.0	NE			NE	NE	NE		NE	NE	NE	NE		NE	NE	NE	NE	1.0000	NE		NE	NE	NE
Renal and urinary disorders	Renal impairment	> 60	328	66.3	1	0.3	341	68.5	1	0.3	1.04		Convergence criterion (GCONV=1E-8) satisfied.	0.06	16.69	0.000		Algorithm converged.	-0.008	0.008	1.04		Algorithm converged.	0.07	16.55	0.9780		0.96		Algorithm converged.	0.06	15.31
Renal and urinary disorders	Renal pain	<= 60	167	33.7	0	0.0	157	31.5	1	0.6		*	Quasi-complete separation of data points detected.				*	WARNING: The relative Hessian convergence criterion of 22.107627762 is greater than the limit of 0.0001. The convergence is questionable.			0.00		Algorithm converged.	0.00	NE	0.9999	NE	>999.99		Algorithm converged.	0.00	NE
Renal and urinary disorders	Renal pain	> 60	328	66.3	0	0.0	341	68.5	0	0.0	NE			NE	NE	NE		NE	NE	NE	NE		NE	NE	NE	NE		NE		NE	NE	NE
Renal and urinary disorders	Urge incontinence	<= 60	167	33.7	0	0.0	157	31.5	0	0.0	NE			NE	NE	NE		NE	NE	NE	NE		NE	NE	NE	NE	NE	NE		NE	NE	NE
Renal and urinary disorders	Urge incontinence	> 60	328	66.3	1	0.3	341	68.5	0	0.0		*	Quasi-complete separation of data points detected.				*	WARNING: The relative Hessian convergence criterion of 50.209912281 is greater than the limit of 0.0001. The convergence is questionable.			NE		Algorithm converged.	NE	NE	NE		NE		Algorithm converged.	NE	NE
Renal and urinary disorders	Urinary incontinence	<= 60	167	33.7	0	0.0	157	31.5	0	0.0	NE			NE	NE	NE		NE	NE	NE	NE		NE	NE	NE	NE	1.0000	NE		NE	NE	NE
Renal and urinary disorders	Urinary incontinence	> 60	328	66.3	1	0.3	341	68.5	2	0.6	0.52		Convergence criterion (GCONV=1E-8) satisfied.	0.05	5.74	-0.003		Algorithm converged.	-0.013	0.007	0.52		Algorithm converged.	0.05	5.71	0.5925		1.92		Algorithm converged.	0.18	21.11
Renal and urinary disorders	Urinary retention	<= 60	167	33.7	1	0.6	157	31.5	1	0.6	0.94		Convergence criterion (GCONV=1E-8) satisfied.	0.06	15.15	0.000		Algorithm converged.	-0.017	0.017	0.94		Algorithm converged.	0.06	14.90	0.9651	0.6192	1.06		Algorithm converged.	0.07	16.86
Renal and urinary disorders	Urinary retention	> 60	328	66.3	2	0.6	341	68.5	5	1.5	0.41		Convergence criterion (GCONV=1E-8) satisfied.	0.08	2.14	-0.009		Algorithm converged.	-0.024	0.007	0.42		Algorithm converged.	0.08	2.13	0.2922		2.40		Algorithm converged.	0.47	12.31
Renal and urinary disorders	Urinary tract disorder	<= 60	167	33.7	0	0.0	157	31.5	1	0.6		*	Quasi-complete separation of data points detected.				*	WARNING: The relative Hessian convergence criterion of 22.107627762 is greater than the limit of 0.0001. The convergence is questionable.			0.00		Algorithm converged.	0.00	NE	0.9999	NE	>999.99		Algorithm converged.	0.00	NE
Renal and urinary disorders	Urinary tract disorder	> 60	328	66.3	0	0.0	341	68.5	0	0.0	NE			NE	NE	NE		NE	NE	NE	NE		NE	NE	NE	NE		NE		NE	NE	NE
Renal and urinary disorders	Urinary tract obstruction	<= 60	167	33.7	0	0.0	157	31.5	0	0.0	NE			NE	NE	NE		NE	NE	NE	NE		NE	NE	NE	NE	NE	NE		NE	NE	NE
Renal and urinary disorders	Urinary tract obstruction	> 60	328	66.3	0	0.0	341	68.5	1	0.3		*	Quasi-complete separation of data points detected.				*	ERROR: The mean parameter is either invalid or at a limit of its range for some observations.			0.00		Algorithm converged.	0.00	NE	0.9999		>999.99		Algorithm converged.	0.00	NE
Renal and urinary disorders	Urinary tract pain	<= 60	167	33.7	0	0.0	157	31.5	0	0.0	NE			NE	NE	NE		NE	NE	NE	NE		NE	NE	NE	NE	1.0000	NE		NE	NE	NE
Renal and urinary disorders	Urinary tract pain	> 60	328	66.3	1	0.3	341	68.5	2	0.6	0.52		Convergence criterion (GCONV=1E-8) satisfied.	0.05	5.74	-0.003		Algorithm converged.	-0.013	0.007	0.52		Algorithm converged.	0.05	5.71	0.5925		1.92		Algorithm converged.	0.18	21.11
Renal and urinary disorders	Urine flow decreased	<= 60	167	33.7	0	0.0	157	31.5	0	0.0	NE			NE	NE	NE		NE	NE	NE	NE		NE	NE	NE	NE	NE	NE		NE	NE	NE
Renal and urinary disorders	Urine flow decreased	> 60	328	66.3	0	0.0	341	68.5	1	0.3		*	Quasi-complete separation of data points detected.				*	ERROR: The mean parameter is either invalid or at a limit of its range for some observations.			0.00		Algorithm converged.	0.00	NE	0.9999		>999.99		Algorithm converged.	0.00	NE
Reproductive system and breast disorders		<= 60	167	33.7	11	6.6	157	31.5	8	5.1	1.31		Convergence criterion (GCONV=1E-8) satisfied.	0.51	3.36	0.015		Algorithm converged.	-0.036	0.066	1.29		Algorithm converged.	0.53	3.13	0.5694	0.3620	0.77		Algorithm converged.	0.32	1.87
Reproductive system and breast disorders		> 60	328	66.3	6	1.8	341	68.5	9	2.6	0.69		Convergence criterion (GCONV=1E-8) satisfied.	0.24	1.95	-0.008		Algorithm converged.	-0.030	0.014	0.69		Algorithm converged.	0.25	1.93	0.4819		1.44		Algorithm converged.	0.52	4.01
Reproductive system and breast disorders	Amenorrhoea	<= 60	167	33.7	3	1.8	157	31.5	0	0.0		*	Quasi-complete separation of data points detected.				*	WARNING: Negative of Hessian not positive definite.			NE		Algorithm converged.	NE	NE	NE	NE	NE		Algorithm converged.	NE	NE
Reproductive system and breast disorders	Amenorrhoea	> 60	328	66.3	0	0.0	341	68.5	0	0.0	NE			NE	NE	NE		NE	NE	NE	NE		NE	NE	NE	NE		NE		NE	NE	NE
Reproductive system and breast disorders	Benign prostatic hyperplasia	<= 60	167	33.7	0	0.0	157	31.5	0	0.0	NE			NE	NE	NE		NE	NE	NE	NE		NE	NE	NE	NE	NE	NE		NE	NE	NE
Reproductive system and breast disorders	Benign prostatic hyperplasia	> 60	328	66.3	0	0.0	341	68.5	1	0.3		*	Quasi-complete separation of data points detected.				*	ERROR: The mean parameter is either invalid or at a limit of its range for some observations.			0.00		Algorithm converged.	0.00	NE	0.9999		>999.99		Algorithm converged.	0.00	NE
Reproductive system and breast disorders	Breast pain	<= 60	167	33.7	1	0.6	157	31.5	0	0.0		*	Quasi-complete separation of data points detected.				*	WARNING: Negative of Hessian not positive definite.			NE		Algorithm converged.	NE	NE	NE	1.0000	NE		Algorithm converged.	NE	NE
Reproductive system and breast disorders	Breast pain	> 60	328	66.3	1	0.3	341	68.5	0	0.0		*	Quasi-complete separation of data points detected.				*	WARNING: Negative of Hessian not positive definite.			NE		Algorithm converged.	NE	NE	NE		NE		Algorithm converged.	NE	NE
Reproductive system and breast disorders	Erectile dysfunction	<= 60	167	33.7	0	0.0	157	31.5	1	0.6		*	Quasi-complete separation of data points detected.				*	WARNING: The relative Hessian convergence criterion of 22.107627839 is greater than the limit of 0.0001. The convergence is questionable.			0.00		Algorithm converged.	0.00	NE	0.9999	NE	>999.99		Algorithm converged.	0.00	NE
Reproductive system and breast disorders	Erectile dysfunction	> 60	328	66.3	0	0.0	341	68.5	0	0.0	NE			NE	NE	NE		NE	NE	NE	NE		NE	NE	NE	NE		NE		NE	NE	NE
Reproductive system and breast disorders	Female genital tract fistula	<= 60	167	33.7	1	0.6	157	31.5	0	0.0		*	Quasi-complete separation of data points detected.				*	ERROR: Error in computing the link function, its derivatives, or the variance function.			NE		Algorithm converged.	NE	NE	NE	NE	NE		Algorithm converged.	NE	NE
Reproductive system and breast disorders	Female genital tract fistula	> 60	328	66.3	0	0.0	341	68.5	0	0.0	NE			NE	NE	NE		NE	NE	NE	NE		NE	NE	NE	NE		NE		NE	NE	NE
Reproductive system and breast disorders	Genital discharge	<= 60	167	33.7	0	0.0	157	31.5	1	0.6		*	Quasi-complete separation of data points detected.				*	WARNING: The relative Hessian convergence criterion of 22.107627685 is greater than the limit of 0.0001. The convergence is questionable.			0.00		Algorithm converged.	0.00	NE	0.9999	NE	>999.99		Algorithm converged.	0.00	NE
Reproductive system and breast disorders	Genital discharge	> 60	328	66.3	0	0.0	341	68.5	0	0.0	NE			NE	NE	NE		NE	NE	NE	NE		NE	NE	NE	NE		NE		NE	NE	NE
Reproductive system and breast disorders	Genital haemorrhage	<= 60	167	33.7	0	0.0	157	31.5	1	0.6		*	Quasi-complete separation of data points detected.				*	WARNING: The relative Hessian convergence criterion of 22.107627839 is greater than the limit of 0.0001. The convergence is questionable.			0.00		Algorithm converged.	0.00	NE	0.9999	NE	>999.99		Algorithm converged.	0.00	NE
Reproductive system and breast disorders	Genital haemorrhage	> 60	328	66.3	0	0.0	341	68.5	0	0.0	NE			NE	NE	NE		NE	NE	NE	NE		NE	NE	NE	NE		NE		NE	NE	NE
Reproductive system and breast disorders	Intermenstrual bleeding	<= 60	167	33.7	1	0.6	157	31.5	0	0.0		*	Quasi-complete separation of data points detected.				*	WARNING: Negative of Hessian not positive definite.			NE		Algorithm converged.	NE	NE	NE	NE	NE		Algorithm converged.	NE	NE
Reproductive system and breast disorders	Intermenstrual bleeding	> 60	328	66.3	0	0.0	341	68.5	0	0.0	NE			NE	NE	NE		NE	NE	NE	NE		NE	NE	NE	NE		NE		NE	NE	NE
Reproductive system and breast disorders	Menopausal symptoms	<= 60	167	33.7	1	0.6	157	31.5	1	0.6	0.94		Convergence criterion (GCONV=1E-8) satisfied.	0.06	15.15	0.000		Algorithm converged.	-0.017	0.017	0.94		Algorithm converged.	0.06	14.90	0.9651	1.0000	1.06		Algorithm converged.	0.07	16.86
Reproductive system and breast disorders	Menopausal symptoms	> 60	328	66.3	0	0.0	341	68.5	0	0.0	NE			NE	NE	NE		NE	NE	NE	NE		NE	NE	NE	NE		NE		NE	NE	NE
Reproductive system and breast disorders	Menstruation irregular	<= 60	167	33.7	0	0.0	157	31.5	2	1.3		*	Quasi-complete separation of data points detected.				*	WARNING: The relative Hessian convergence criterion of 14.109054161 is greater than the limit of 0.0001. The convergence is questionable.			0.00		Algorithm converged.	0.00	NE	0.9999	NE	>999.99		Algorithm converged.	0.00	NE
Reproductive system and breast disorders	Menstruation irregular	> 60	328	66.3	0	0.0	341	68.5	0	0.0	NE			NE	NE	NE		NE	NE	NE	NE		NE	NE	NE	NE		NE		NE	NE	NE
Reproductive system and breast disorders	Pelvic pain	<= 60	167	33.7	2	1.2	157	31.5	1	0.6	1.89		Convergence criterion (GCONV=1E-8) satisfied.	0.17	21.06	0.006		Algorithm converged.	-0.015	0.026	1.88		Algorithm converged.	0.17	20.53	0.6047	0.0565	0.53		Algorithm converged.	0.05	5.81
Reproductive system and breast disorders	Pelvic pain	> 60	328	66.3	0	0.0	341	68.5	3	0.9		*	Quasi-complete separation of data points detected.				*	ERROR: The mean parameter is either invalid or at a limit of its range for some observations.			0.00		Algorithm converged.	0.00	NE	0.9999		>999.99		Algorithm converged.	0.00	NE
Reproductive system and breast disorders	Perineal rash	<= 60	167	33.7	1	0.6	157	31.5	0	0.0		*	Quasi-complete separation of data points detected.				*	WARNING: Negative of Hessian not positive definite.			NE		Algorithm converged.	NE	NE	NE	NE	NE		Algorithm converged.	NE	NE
Reproductive system and breast disorders	Perineal rash	> 60	328	66.3	0	0.0	341	68.5	0	0.0	NE			NE	NE	NE		NE	NE	NE	NE		NE	NE	NE	NE		NE		NE	NE	NE
Reproductive system and breast disorders	Prostatitis	<= 60	167	33.7	0	0.0	157	31.5	0	0.0	NE			NE	NE	NE		NE	NE	NE	NE		NE	NE	NE	NE	1.0000	NE		NE	NE	NE
Reproductive system and breast disorders	Prostatitis	> 60	328	66.3	1	0.3	341	68.5	1	0.3	1.04		Convergence criterion (GCONV=1E-8) satisfied.	0.06	16.69	0.000		Algorithm converged.	-0.008	0.008	1.04		Algorithm converged.	0.07	16.55	0.9780		0.96		Algorithm converged.	0.06	15.31
Reproductive system and breast disorders	Pruritus genital	<= 60	167	33.7	1	0.6	157	31.5	0	0.0		*	Quasi-complete separation of data points detected.				*	WARNING: Negative of Hessian not positive definite.			NE		Algorithm converged.	NE	NE	NE	NE	NE		Algorithm converged.	NE	NE
Reproductive system and breast disorders	Pruritus genital	> 60	328	66.3	0	0.0	341	68.5	0	0.0	NE			NE	NE	NE		NE	NE	NE	NE		NE	NE	NE	NE		NE		NE	NE	NE
Reproductive system and breast disorders	Scrotal pain	<= 60	167	33.7	0	0.0	157	31.5	0	0.0	NE			NE	NE	NE		NE	NE	NE	NE		NE	NE	NE	NE	NE	NE		NE	NE	NE
Reproductive system and breast disorders	Scrotal pain	> 60	328	66.3	0	0.0	341	68.5	1	0.3		*	Quasi-complete separation of data points detected.				*	ERROR: The mean parameter is either invalid or at a limit of its range for some observations.			0.00		Algorithm converged.	0.00	NE	0.9999		>999.99		Algorithm converged.	0.00	NE
Reproductive system and breast disorders	Uterine pain	<= 60	167	33.7	1	0.6	157	31.5	0	0.0		*	Quasi-complete separation of data points detected.				*	WARNING: Negative of Hessian not positive definite.			NE		Algorithm converged.	NE	NE	NE	NE	NE		Algorithm converged.	NE	NE
Reproductive system and breast disorders	Uterine pain	> 60	328	66.3	0	0.0	341	68.5	0	0.0	NE			NE	NE	NE		NE	NE	NE	NE		NE	NE	NE	NE		NE		NE	NE	NE
Reproductive system and breast disorders	Vaginal fistula	<= 60	167	33.7	0	0.0	157	31.5	0	0.0	NE			NE	NE	NE		NE	NE	NE	NE		NE	NE	NE	NE	NE	NE		NE	NE	NE
Reproductive system and breast disorders	Vaginal fistula	> 60	328	66.3	0	0.0	341	68.5	1	0.3		*	Quasi-complete separation of data points detected.				*	ERROR: The mean parameter is either invalid or at a limit of its range for some observations.			0.00		Algorithm converged.	0.00	NE	0.9999		>999.99		Algorithm converged.	0.00	NE
Reproductive system and breast disorders	Vaginal haemorrhage	<= 60	167	33.7	1	0.6	157	31.5	0	0.0		*	Quasi-complete separation of data points detected.				*	WARNING: Negative of Hessian not positive definite.			NE		Algorithm converged.	NE	NE	NE	0.3215	NE		Algorithm converged.	NE	NE
Reproductive system and breast disorders	Vaginal haemorrhage	> 60	328	66.3	1	0.3	341	68.5	1	0.3	1.04		Convergence criterion (GCONV=1E-8) satisfied.	0.06	16.69	0.000		Algorithm converged.	-0.008	0.008	1.04		Algorithm converged.	0.07	16.55	0.9780		0.96		Algorithm converged.	0.06	15.31
Reproductive system and breast disorders	Vulvovaginal dryness	<= 60	167	33.7	0	0.0	157	31.5	0	0.0	NE			NE	NE	NE		NE	NE	NE	NE		NE	NE	NE	NE	1.0000	NE		NE	NE	NE
Reproductive system and breast disorders	Vulvovaginal dryness	> 60	328	66.3	2	0.6	341	68.5	1	0.3	2.09		Convergence criterion (GCONV=1E-8) satisfied.	0.19	23.11	0.003		Algorithm converged.	-0.007	0.013	2.08		Algorithm converged.	0.19	22.82	0.5493		0.48		Algorithm converged.	0.04	5.28
Reproductive system and breast disorders	Vulvovaginal inflammation	<= 60	167	33.7	0	0.0	157	31.5	0	0.0	NE			NE	NE	NE		NE	NE	NE	NE		NE	NE	NE	NE	NE	NE		NE	NE	NE
Reproductive system and breast disorders	Vulvovaginal inflammation	> 60	328	66.3	1	0.3	341	68.5	0	0.0		*	Quasi-complete separation of data points detected.				*	WARNING: Negative of Hessian not positive definite.			NE		Algorithm converged.	NE	NE	NE		NE		Algorithm converged.	NE	NE
Reproductive system and breast disorders	Vulvovaginal pruritus	<= 60	167	33.7	1	0.6	157	31.5	2	1.3	0.47		Convergence criterion (GCONV=1E-8) satisfied.	0.04	5.20	-0.007		Algorithm converged.	-0.028	0.014	0.47		Algorithm converged.	0.04	5.13	0.5360	0.4267	2.13		Algorithm converged.	0.19	23.23
Reproductive system and breast disorders	Vulvovaginal pruritus	> 60	328	66.3	0	0.0	341	68.5	1	0.3		*	Quasi-complete separation of data points detected.				*	ERROR: The mean parameter is either invalid or at a limit of its range for some observations.			0.00		Algorithm converged.	0.00	NE	0.9999		>999.99		Algorithm converged.	0.00	NE
Respiratory, thoracic and mediastinal disorders		<= 60	167	33.7	61	36.5	157	31.5	58	36.9	0.98		Convergence criterion (GCONV=1E-8) satisfied.	0.63	1.54	-0.004		Algorithm converged.	-0.109	0.101	0.99		Algorithm converged.	0.74	1.32	0.9382	0.4634	1.01		Algorithm converged.	0.76	1.35
Respiratory, thoracic and mediastinal disorders		> 60	328	66.3	131	39.9	341	68.5	121	35.5	1.21		Convergence criterion (GCONV=1E-8) satisfied.	0.88	1.65	0.045		Algorithm converged.	-0.029	0.118	1.13		Algorithm converged.	0.93	1.37	0.2349		0.89		Algorithm converged.	0.73	1.08
Respiratory, thoracic and mediastinal disorders	Acute respiratory distress syndrome	<= 60	167	33.7	0	0.0	157	31.5	1	0.6		*	Quasi-complete separation of data points detected.				*	WARNING: The relative Hessian convergence criterion of 22.107627839 is greater than the limit of 0.0001. The convergence is questionable.			0.00		Algorithm converged.	0.00	NE	0.9999	NE	>999.99		Algorithm converged.	0.00	NE
Respiratory, thoracic and mediastinal disorders	Acute respiratory distress syndrome	> 60	328	66.3	0	0.0	341	68.5	0	0.0	NE			NE	NE	NE		NE	NE	NE	NE		NE	NE	NE	NE		NE		NE	NE	NE
Respiratory, thoracic and mediastinal disorders	Acute respiratory failure	<= 60	167	33.7	0	0.0	157	31.5	0	0.0	NE			NE	NE	NE		NE	NE	NE	NE		NE	NE	NE	NE	NE	NE		NE	NE	NE
Respiratory, thoracic and mediastinal disorders	Acute respiratory failure	> 60	328	66.3	0	0.0	341	68.5	1	0.3		*	Quasi-complete separation of data points detected.				*	ERROR: The mean parameter is either invalid or at a limit of its range for some observations.			0.00		Algorithm converged.	0.00	NE	0.9999		>999.99		Algorithm converged.	0.00	NE
Respiratory, thoracic and mediastinal disorders	Allergic cough	<= 60	167	33.7	0	0.0	157	31.5	0	0.0	NE			NE	NE	NE		NE	NE	NE	NE		NE	NE	NE	NE	NE	NE		NE	NE	NE
Respiratory, thoracic and mediastinal disorders	Allergic cough	> 60	328	66.3	1	0.3	341	68.5	0	0.0		*	Quasi-complete separation of data points detected.				*	WARNING: Negative of Hessian not positive definite.			NE		Algorithm converged.	NE	NE	NE		NE		Algorithm converged.	NE	NE
Respiratory, thoracic and mediastinal disorders	Aphonia	<= 60	167	33.7	0	0.0	157	31.5	0	0.0	NE			NE	NE	NE		NE	NE	NE	NE		NE	NE	NE	NE	NE	NE		NE	NE	NE

Respiratory, thoracic and mediastinal disorders	Aphonia	> 60	328	66.3	0	0.0	341	68.5	1	0.3		*	Quasi-complete separation of data points detected.				*	ERROR: The mean parameter is either invalid or at a limit of its range for some observations.			0.00		Algorithm converged.	0.00	NE	0.9999		>999.99		Algorithm converged.	0.00	NE
Respiratory, thoracic and mediastinal disorders	Asthma	<= 60	167	33.7	0	0.0	157	31.5	0	0.0	NE			NE	NE	NE		NE	NE	NE	NE		NE	NE	NE	NE	1.0000	NE		NE	NE	NE
Respiratory, thoracic and mediastinal disorders	Asthma	> 60	328	66.3	1	0.3	341	68.5	1	0.3	1.04		Convergence criterion (GCONV=1E-8) satisfied.	0.06	16.69	0.000		Algorithm converged.	-0.008	0.008	1.04		Algorithm converged.	0.07	16.55	0.9780		0.96		Algorithm converged.	0.06	15.31
Respiratory, thoracic and mediastinal disorders	Atelectasis	<= 60	167	33.7	0	0.0	157	31.5	0	0.0	NE			NE	NE	NE		NE	NE	NE	NE		NE	NE	NE	NE	1.0000	NE		NE	NE	NE
Respiratory, thoracic and mediastinal disorders	Atelectasis	> 60	328	66.3	1	0.3	341	68.5	1	0.3	1.04		Convergence criterion (GCONV=1E-8) satisfied.	0.06	16.69	0.000		Algorithm converged.	-0.008	0.008	1.04		Algorithm converged.	0.07	16.55	0.9780		0.96		Algorithm converged.	0.06	15.31
Respiratory, thoracic and mediastinal disorders	Bronchospasm	<= 60	167	33.7	0	0.0	157	31.5	0	0.0	NE			NE	NE	NE		NE	NE	NE	NE		NE	NE	NE	NE	1.0000	NE		NE	NE	NE
Respiratory, thoracic and mediastinal disorders	Bronchospasm	> 60	328	66.3	2	0.6	341	68.5	1	0.3	2.09		Convergence criterion (GCONV=1E-8) satisfied.	0.19	23.11	0.003		Algorithm converged.	-0.007	0.013	2.08		Algorithm converged.	0.19	22.82	0.5493		0.48		Algorithm converged.	0.04	5.28
Respiratory, thoracic and mediastinal disorders	Catarrh	<= 60	167	33.7	0	0.0	157	31.5	0	0.0	NE			NE	NE	NE		NE	NE	NE	NE		NE	NE	NE	NE	NE	NE		NE	NE	NE
Respiratory, thoracic and mediastinal disorders	Catarrh	> 60	328	66.3	0	0.0	341	68.5	1	0.3		*	Quasi-complete separation of data points detected.				*	ERROR: The mean parameter is either invalid or at a limit of its range for some observations.			0.00		Algorithm converged.	0.00	NE	0.9999		>999.99		Algorithm converged.	0.00	NE
Respiratory, thoracic and mediastinal disorders	Choking sensation	<= 60	167	33.7	0	0.0	157	31.5	0	0.0	NE			NE	NE	NE		NE	NE	NE	NE		NE	NE	NE	NE	NE	NE		NE	NE	NE
Respiratory, thoracic and mediastinal disorders	Choking sensation	> 60	328	66.3	1	0.3	341	68.5	0	0.0		*	Quasi-complete separation of data points detected.				*	WARNING: The relative Hessian convergence criterion of 50.209912281 is greater than the limit of 0.0001. The convergence is questionable.			NE		Algorithm converged.	NE	NE	NE		NE		Algorithm converged.	NE	NE
Respiratory, thoracic and mediastinal disorders	Chronic obstructive pulmonary disease	<= 60	167	33.7	0	0.0	157	31.5	0	0.0	NE			NE	NE	NE		NE	NE	NE	NE		NE	NE	NE	NE	NE	NE		NE	NE	NE
Respiratory, thoracic and mediastinal disorders	Chronic obstructive pulmonary disease	> 60	328	66.3	0	0.0	341	68.5	1	0.3		*	Quasi-complete separation of data points detected.				*	ERROR: The mean parameter is either invalid or at a limit of its range for some observations.			0.00		Algorithm converged.	0.00	NE	0.9999		>999.99		Algorithm converged.	0.00	NE
Respiratory, thoracic and mediastinal disorders	Cough	<= 60	167	33.7	23	13.8	157	31.5	18	11.5	1.23		Convergence criterion (GCONV=1E-8) satisfied.	0.64	2.38	0.023		Algorithm converged.	-0.049	0.095	1.20		Algorithm converged.	0.67	2.14	0.5334	0.7473	0.83		Algorithm converged.	0.47	1.48
Respiratory, thoracic and mediastinal disorders	Cough	> 60	328	66.3	38	11.6	341	68.5	37	10.9	1.08		Convergence criterion (GCONV=1E-8) satisfied.	0.67	1.74	0.007		Algorithm converged.	-0.040	0.055	1.07		Algorithm converged.	0.70	1.64	0.7633		0.94		Algorithm converged.	0.61	1.43
Respiratory, thoracic and mediastinal disorders	Dry throat	<= 60	167	33.7	0	0.0	157	31.5	1	0.6		*	Quasi-complete separation of data points detected.				*	WARNING: The relative Hessian convergence criterion of 22.107627685 is greater than the limit of 0.0001. The convergence is questionable.			0.00		Algorithm converged.	0.00	NE	0.9999	NE	>999.99		Algorithm converged.	0.00	NE
Respiratory, thoracic and mediastinal disorders	Dry throat	> 60	328	66.3	0	0.0	341	68.5	0	0.0	NE			NE	NE	NE		NE	NE	NE	NE		NE	NE	NE	NE		NE		NE	NE	NE
Respiratory, thoracic and mediastinal disorders	Dysphonia	<= 60	167	33.7	1	0.6	157	31.5	1	0.6	0.94		Convergence criterion (GCONV=1E-8) satisfied.	0.06	15.15	0.000		Algorithm converged.	-0.017	0.017	0.94		Algorithm converged.	0.06	14.90	0.9651	0.8441	1.06		Algorithm converged.	0.07	16.86
Respiratory, thoracic and mediastinal disorders	Dysphonia	> 60	328	66.3	4	1.2	341	68.5	6	1.8	0.69		Convergence criterion (GCONV=1E-8) satisfied.	0.19	2.47	-0.005		Algorithm converged.	-0.024	0.013	0.69		Algorithm converged.	0.20	2.43	0.5673		1.44		Algorithm converged.	0.41	5.07
Respiratory, thoracic and mediastinal disorders	Dyspnoea	<= 60	167	33.7	15	9.0	157	31.5	15	9.6	0.93		Convergence criterion (GCONV=1E-8) satisfied.	0.44	1.98	-0.006		Algorithm converged.	-0.069	0.057	0.94		Algorithm converged.	0.48	1.86	0.8591	0.2185	1.06		Algorithm converged.	0.54	2.10
Respiratory, thoracic and mediastinal disorders	Dyspnoea	> 60	328	66.3	34	10.4	341	68.5	22	6.5	1.68		Convergence criterion (GCONV=1E-8) satisfied.	0.96	2.93	0.039		Algorithm converged.	-0.003	0.081	1.61		Algorithm converged.	0.96	2.69	0.0708		0.62		Algorithm converged.	0.37	1.04
Respiratory, thoracic and mediastinal disorders	Dyspnoea exertional	<= 60	167	33.7	3	1.8	157	31.5	4	2.5	0.70		Convergence criterion (GCONV=1E-8) satisfied.	0.15	3.18	-0.008		Algorithm converged.	-0.039	0.024	0.71		Algorithm converged.	0.16	3.10	0.6438	0.5526	1.42		Algorithm converged.	0.32	6.24
Respiratory, thoracic and mediastinal disorders	Dyspnoea exertional	> 60	328	66.3	6	1.8	341	68.5	5	1.5	1.25		Convergence criterion (GCONV=1E-8) satisfied.	0.38	4.14	0.004		Algorithm converged.	-0.016	0.023	1.25		Algorithm converged.	0.38	4.05	0.7126		0.80		Algorithm converged.	0.25	2.60
Respiratory, thoracic and mediastinal disorders	Epistaxis	<= 60	167	33.7	3	1.8	157	31.5	2	1.3	1.42		Convergence criterion (GCONV=1E-8) satisfied.	0.23	8.60	0.005		Algorithm converged.	-0.021	0.032	1.41		Algorithm converged.	0.24	8.33	0.7044	0.7233	0.71		Algorithm converged.	0.12	4.19
Respiratory, thoracic and mediastinal disorders	Epistaxis	> 60	328	66.3	8	2.4	341	68.5	4	1.2	2.11		Convergence criterion (GCONV=1E-8) satisfied.	0.63	7.06	0.013		Algorithm converged.	-0.008	0.033	2.08		Algorithm converged.	0.63	6.84	0.2282		0.48		Algorithm converged.	0.15	1.58
Respiratory, thoracic and mediastinal disorders	Hiccups	<= 60	167	33.7	2	1.2	157	31.5	4	2.5	0.46		Convergence criterion (GCONV=1E-8) satisfied.	0.08	2.57	-0.014		Algorithm converged.	-0.043	0.016	0.47		Algorithm converged.	0.09	2.53	0.3794	0.8245	2.13		Algorithm converged.	0.40	11.45
Respiratory, thoracic and mediastinal disorders	Hiccups	> 60	328	66.3	4	1.2	341	68.5	7	2.1	0.59		Convergence criterion (GCONV=1E-8) satisfied.	0.17	2.03	-0.008		Algorithm converged.	-0.028	0.011	0.59		Algorithm converged.	0.18	2.01	0.4025		1.68		Algorithm converged.	0.50	5.70
Respiratory, thoracic and mediastinal disorders	Hydrothorax	<= 60	167	33.7	0	0.0	157	31.5	0	0.0	NE			NE	NE	NE		NE	NE	NE	NE		NE	NE	NE	NE	NE	NE		NE	NE	NE
Respiratory, thoracic and mediastinal disorders	Hydrothorax	> 60	328	66.3	1	0.3	341	68.5	0	0.0		*	Quasi-complete separation of data points detected.				*	WARNING: Negative of Hessian not positive definite.			NE		Algorithm converged.	NE	NE	NE		NE		Algorithm converged.	NE	NE
Respiratory, thoracic and mediastinal disorders	Hypoxia	<= 60	167	33.7	5	3.0	157	31.5	0	0.0		*	Quasi-complete separation of data points detected.				*	ERROR: The mean parameter is either invalid or at a limit of its range for some observations.			NE		Algorithm converged.	NE	NE	NE	0.0670	NE		Algorithm converged.	NE	NE
Respiratory, thoracic and mediastinal disorders	Hypoxia	> 60	328	66.3	7	2.1	341	68.5	4	1.2	1.84		Convergence criterion (GCONV=1E-8) satisfied.	0.53	6.34	0.010		Algorithm converged.	-0.010	0.029	1.82		Algorithm converged.	0.54	6.16	0.3359		0.55		Algorithm converged.	0.16	1.86
Respiratory, thoracic and mediastinal disorders	Interstitial lung disease	<= 60	167	33.7	1	0.6	157	31.5	1	0.6	0.94		Convergence criterion (GCONV=1E-8) satisfied.	0.06	15.15	0.000		Algorithm converged.	-0.017	0.017	0.94		Algorithm converged.	0.06	14.90	0.9651	0.7499	1.06		Algorithm converged.	0.07	16.86
Respiratory, thoracic and mediastinal disorders	Interstitial lung disease	> 60	328	66.3	1	0.3	341	68.5	2	0.6	0.52		Convergence criterion (GCONV=1E-8) satisfied.	0.05	5.74	-0.003		Algorithm converged.	-0.013	0.007	0.52		Algorithm converged.	0.05	5.71	0.5925		1.92		Algorithm converged.	0.18	21.11
Respiratory, thoracic and mediastinal disorders	Laryngeal obstruction	<= 60	167	33.7	0	0.0	157	31.5	0	0.0	NE			NE	NE	NE		NE	NE	NE	NE		NE	NE	NE	NE	NE	NE		NE	NE	NE
Respiratory, thoracic and mediastinal disorders	Laryngeal obstruction	> 60	328	66.3	1	0.3	341	68.5	0	0.0		*	Quasi-complete separation of data points detected.				*	WARNING: Negative of Hessian not positive definite.			NE		Algorithm converged.	NE	NE	NE		NE		Algorithm converged.	NE	NE
Respiratory, thoracic and mediastinal disorders	Laryngeal oedema	<= 60	167	33.7	0	0.0	157	31.5	1	0.6		*	Quasi-complete separation of data points detected.				*	WARNING: The relative Hessian convergence criterion of 22.107627762 is greater than the limit of 0.0001. The convergence is questionable.			0.00		Algorithm converged.	0.00	NE	0.9999	NE	>999.99		Algorithm converged.	0.00	NE
Respiratory, thoracic and mediastinal disorders	Laryngeal oedema	> 60	328	66.3	0	0.0	341	68.5	0	0.0	NE			NE	NE	NE		NE	NE	NE	NE		NE	NE	NE	NE		NE		NE	NE	NE
Respiratory, thoracic and mediastinal disorders	Lower respiratory tract congestion	<= 60	167	33.7	1	0.6	157	31.5	0	0.0		*	Quasi-complete separation of data points detected.				*	WARNING: Negative of Hessian not positive definite.			NE		Algorithm converged.	NE	NE	NE	1.0000	NE		Algorithm converged.	NE	NE
Respiratory, thoracic and mediastinal disorders	Lower respiratory tract congestion	> 60	328	66.3	1	0.3	341	68.5	0	0.0		*	Quasi-complete separation of data points detected.				*	WARNING: Negative of Hessian not positive definite.			NE		Algorithm converged.	NE	NE	NE		NE		Algorithm converged.	NE	NE
Respiratory, thoracic and mediastinal disorders	Lung cyst	<= 60	167	33.7	0	0.0	157	31.5	0	0.0	NE			NE	NE	NE		NE	NE	NE	NE		NE	NE	NE	NE	NE	NE		NE	NE	NE
Respiratory, thoracic and mediastinal disorders	Lung cyst	> 60	328	66.3	1	0.3	341	68.5	0	0.0		*	Quasi-complete separation of data points detected.				*	WARNING: Negative of Hessian not positive definite.			NE		Algorithm converged.	NE	NE	NE		NE		Algorithm converged.	NE	NE
Respiratory, thoracic and mediastinal disorders	Lung disorder	<= 60	167	33.7	0	0.0	157	31.5	0	0.0	NE			NE	NE	NE		NE	NE	NE	NE		NE	NE	NE	NE	1.0000	NE		NE	NE	NE
Respiratory, thoracic and mediastinal disorders	Lung disorder	> 60	328	66.3	1	0.3	341	68.5	1	0.3	1.04		Convergence criterion (GCONV=1E-8) satisfied.	0.06	16.69	0.000		Algorithm converged.	-0.008	0.008	1.04		Algorithm converged.	0.07	16.55	0.9780		0.96		Algorithm converged.	0.06	15.31
Respiratory, thoracic and mediastinal disorders	Lung infiltration	<= 60	167	33.7	0	0.0	157	31.5	0	0.0	NE			NE	NE	NE		NE	NE	NE	NE		NE	NE	NE	NE	NE	NE		NE	NE	NE
Respiratory, thoracic and mediastinal disorders	Lung infiltration	> 60	328	66.3	1	0.3	341	68.5	0	0.0		*	Quasi-complete separation of data points detected.				*	WARNING: Negative of Hessian not positive definite.			NE		Algorithm converged.	NE	NE	NE		NE		Algorithm converged.	NE	NE
Respiratory, thoracic and mediastinal disorders	Lung opacity	<= 60	167	33.7	0	0.0	157	31.5	0	0.0	NE			NE	NE	NE		NE	NE	NE	NE		NE	NE	NE	NE	NE	NE		NE	NE	NE
Respiratory, thoracic and mediastinal disorders	Lung opacity	> 60	328	66.3	0	0.0	341	68.5	1	0.3		*	Quasi-complete separation of data points detected.				*	ERROR: The mean parameter is either invalid or at a limit of its range for some observations.			0.00		Algorithm converged.	0.00	NE	0.9999		>999.99		Algorithm converged.	0.00	NE
Respiratory, thoracic and mediastinal disorders	Nasal congestion	<= 60	167	33.7	6	3.6	157	31.5	5	3.2	1.13		Convergence criterion (GCONV=1E-8) satisfied.	0.34	3.79	0.004		Algorithm converged.	-0.035	0.043	1.13		Algorithm converged.	0.35	3.62	0.8395	0.6825	0.89		Algorithm converged.	0.28	2.85
Respiratory, thoracic and mediastinal disorders	Nasal congestion	> 60	328	66.3	9	2.7	341	68.5	6	1.8	1.58		Convergence criterion (GCONV=1E-8) satisfied.	0.55	4.48	0.010		Algorithm converged.	-0.013	0.032	1.56		Algorithm converged.	0.56	4.33	0.3941		0.64		Algorithm converged.	0.23	1.78
Respiratory, thoracic and mediastinal disorders	Nasal discomfort	<= 60	167	33.7	0	0.0	157	31.5	0	0.0	NE			NE	NE	NE		NE	NE	NE	NE		NE	NE	NE	NE	NE	NE		NE	NE	NE
Respiratory, thoracic and mediastinal disorders	Nasal discomfort	> 60	328	66.3	1	0.3	341	68.5	0	0.0		*	Quasi-complete separation of data points detected.				*	WARNING: Negative of Hessian not positive definite.			NE		Algorithm converged.	NE	NE	NE		NE		Algorithm converged.	NE	NE
Respiratory, thoracic and mediastinal disorders	Nasal dryness	<= 60	167	33.7	0	0.0	157	31.5	2	1.3		*	Quasi-complete separation of data points detected.				*	WARNING: The relative Hessian convergence criterion of 14.109054211 is greater than the limit of 0.0001. The convergence is questionable.			0.00		Algorithm converged.	0.00	NE	0.9999	1.0000	>999.99		Algorithm converged.	0.00	NE
Respiratory, thoracic and mediastinal disorders	Nasal dryness	> 60	328	66.3	0	0.0	341	68.5	1	0.3		*	Quasi-complete separation of data points detected.				*	ERROR: The mean parameter is either invalid or at a limit of its range for some observations.			0.00		Algorithm converged.	0.00	NE	0.9999		>999.99		Algorithm converged.	0.00	NE
Respiratory, thoracic and mediastinal disorders	Nasal mucosal disorder	<= 60	167	33.7	0	0.0	157	31.5	0	0.0	NE			NE	NE	NE		NE	NE	NE	NE		NE	NE	NE	NE	NE	NE		NE	NE	NE
Respiratory, thoracic and mediastinal disorders	Nasal mucosal disorder	> 60	328	66.3	1	0.3	341	68.5	0	0.0		*	Quasi-complete separation of data points detected.				*	WARNING: Negative of Hessian not positive definite.			NE		Algorithm converged.	NE	NE	NE		NE		Algorithm converged.	NE	NE
Respiratory, thoracic and mediastinal disorders	Nasal mucosal hypertrophy	<= 60	167	33.7	0	0.0	157	31.5	0	0.0	NE			NE	NE	NE		NE	NE	NE	NE		NE	NE	NE	NE	NE	NE		NE	NE	NE
Respiratory, thoracic and mediastinal disorders	Nasal mucosal hypertrophy	> 60	328	66.3	1	0.3	341	68.5	0	0.0		*	Quasi-complete separation of data points detected.				*	WARNING: Negative of Hessian not positive definite.			NE		Algorithm converged.	NE	NE	NE		NE		Algorithm converged.	NE	NE
Respiratory, thoracic and mediastinal disorders	Nasal obstruction	<= 60	167	33.7	1	0.6	157	31.5	0	0.0		*	Quasi-complete separation of data points detected.				*	WARNING: Negative of Hessian not positive definite.			NE		Algorithm converged.	NE	NE	NE	NE	NE		Algorithm converged.	NE	NE
Respiratory, thoracic and mediastinal disorders	Nasal obstruction	> 60	328	66.3	0	0.0	341	68.5	0	0.0	NE			NE	NE	NE		NE	NE	NE	NE		NE	NE	NE	NE		NE		NE	NE	NE
Respiratory, thoracic and mediastinal disorders	Oropharyngeal discomfort	<= 60	167	33.7	2	1.2	157	31.5	0	0.0		*	Quasi-complete separation of data points detected.				*	WARNING: Negative of Hessian not positive definite.			NE		Algorithm converged.	NE	NE	NE	0.2997	NE		Algorithm converged.	NE	NE
Respiratory, thoracic and mediastinal disorders	Oropharyngeal discomfort	> 60	328	66.3	5	1.5	341	68.5	2	0.6	2.62		Convergence criterion (GCONV=1E-8) satisfied.	0.51	13.62	0.009		Algorithm converged.	-0.006	0.025	2.60		Algorithm converged.	0.51	13.30	0.2516		0.38		Algorithm converged.	0.08	1.97
Respiratory, thoracic and mediastinal disorders	Oropharyngeal pain	<= 60	167	33.7	13	7.8	157	31.5	11	7.0	1.12		Convergence criterion (GCONV=1E-8) satisfied.	0.49	2.58	0.008		Algorithm converged.	-0.049	0.065	1.11		Algorithm converged.	0.51	2.41	0.7894	0.3095	0.90		Algorithm converged.	0.42	1.95
Respiratory, thoracic and mediastinal disorders	Oropharyngeal pain	> 60	328	66.3	9	2.7	341	68.5	15	4.4	0.61		Convergence criterion (GCONV=1E-8) satisfied.	0.26	1.42	-0.017		Algorithm converged.	-0.045	0.011	0.62		Algorithm converged.	0.28	1.41	0.2548		1.60		Algorithm converged.	0.71	3.61
Respiratory, thoracic and mediastinal disorders	Orthopnoea	<= 60	167	33.7	0	0.0	157	31.5	0	0.0	NE			NE	NE	NE		NE	NE	NE	NE		NE	NE	NE	NE	NE	NE		NE	NE	NE
Respiratory, thoracic and mediastinal disorders	Orthopnoea	> 60	328	66.3	1	0.3	341	68.5	0	0.0		*	Quasi-complete separation of data points detected.				*	WARNING: Negative of Hessian not positive definite.			NE		Algorithm converged.	NE	NE	NE		NE		Algorithm converged.	NE	NE
Respiratory, thoracic and mediastinal disorders	Paranasal sinus hypersecretion	<= 60	167	33.7	0	0.0	157	31.5	0	0.0	NE			NE	NE	NE		NE	NE	NE	NE		NE	NE	NE	NE	NE	NE		NE	NE	NE
Respiratory, thoracic and mediastinal disorders	Paranasal sinus hypersecretion	> 60	328	66.3	1	0.3	341	68.5	0	0.0		*	Quasi-complete separation of data points detected.				*	WARNING: Negative of Hessian not positive definite.			NE		Algorithm converged.	NE	NE	NE		NE		Algorithm converged.	NE	NE
Respiratory, thoracic and mediastinal disorders	Pharyngeal erythema	<= 60	167	33.7	0	0.0	157	31.5	0	0.0	NE			NE	NE	NE		NE	NE	NE	NE		NE	NE	NE	NE	NE	NE		NE	NE	NE
Respiratory, thoracic and mediastinal disorders	Pharyngeal erythema	> 60	328	66.3	1	0.3	341	68.5	0	0.0		*	Quasi-complete separation of data points detected.				*	WARNING: Negative of Hessian not positive definite.			NE		Algorithm converged.	NE	NE	NE		NE		Algorithm converged.	NE	NE
Respiratory, thoracic and mediastinal disorders	Pharyngeal inflammation	<= 60	167	33.7	0	0.0	157	31.5	0	0.0	NE			NE	NE	NE		NE	NE	NE	NE		NE	NE	NE	NE	NE	NE		NE	NE	NE
Respiratory, thoracic and mediastinal disorders	Pharyngeal inflammation	> 60	328	66.3	0	0.0	341	68.5	1	0.3		*	Quasi-complete separation of data points detected.				*	ERROR: The mean parameter is either invalid or at a limit of its range for some observations.			0.00		Algorithm converged.	0.00	NE	0.9999		>999.99		Algorithm converged.	0.00	NE
Respiratory, thoracic and mediastinal disorders	Pharyngeal oedema	<= 60	167	33.7	0	0.0	157	31.5	0	0.0	NE			NE	NE	NE		NE	NE	NE	NE		NE	NE	NE	NE	NE	NE		NE	NE	NE
Respiratory, thoracic and mediastinal disorders	Pharyngeal oedema	> 60	328	66.3	0	0.0	341	68.5	1	0.3		*	Quasi-complete separation of data points detected.				*	ERROR: The mean parameter is either invalid or at a limit of its range for some observations.			0.00		Algorithm converged.	0.00	NE	0.9999		>999.99		Algorithm converged.	0.00	NE
Respiratory, thoracic and mediastinal disorders	Pharyngeal paraesthesia	<= 60	167	33.7	0	0.0	157	31.5	1	0.6		*	Quasi-complete separation of data points detected.				*	WARNING: The relative Hessian convergence criterion of 22.107627685 is greater than the limit of 0.0001. The convergence is questionable.			0.00		Algorithm converged.	0.00	NE	0.9999	0.0897	>999.99		Algorithm converged.	0.00	NE
Respiratory, thoracic and mediastinal disorders	Pharyngeal paraesthesia	> 60	328	66.3	1	0.3	341	68.5	0	0.0		*	Quasi-complete separation of data points detected.				*	WARNING: Negative of Hessian not positive definite.			NE		Algorithm converged.	NE	NE	NE		NE		Algorithm converged.	NE	NE
Respiratory, thoracic and mediastinal disorders	Pharyngeal swelling	<= 60	167	33.7	1	0.6	157	31.5	1	0.6	0.94		Convergence criterion (GCONV=1E-8) satisfied.	0.06	15.15	0.000		Algorithm converged.	-0.017	0.017	0.94		Algorithm converged.	0.06	14.90	0.9651	1.0000	1.06		Algorithm converged.	0.07	16.86
Respiratory, thoracic and mediastinal disorders	Pharyngeal swelling	> 60	328	66.3	0	0.0	341	68.5	0	0.0	NE			NE	NE	NE		NE	NE	NE	NE		NE	NE	NE	NE		NE		NE	NE	NE
Respiratory, thoracic and mediastinal disorders	Pleural effusion	<= 60	167	33.7	3	1.8	157	31.5	2	1.3	1.42		Convergence criterion (GCONV=1E-8) satisfied.	0.23	8.60	0.005		Algorithm converged.	-0.021	0.032	1.41		Algorithm converged.	0.24	8.33	0.7044	0.9375	0.71		Algorithm converged.	0.12	4.19
Respiratory, thoracic and mediastinal disorders	Pleural effusion	> 60	328	66.3	3	0.9	341	68.5	2	0.6	1.56		Convergence criterion (GCONV=1E-8) satisfied.	0.26	9.42	0.003		Algorithm converged.	-0.010	0.016	1.56		Algorithm converged.	0.26	9.27	0.6252		0.64		Algorithm converged.	0.11	3.81
Respiratory, thoracic and mediastinal disorders	Pleural thickening	<= 60	167	33.7	0	0.0	157	31.5	0	0.0	NE			NE	NE	NE		NE	NE	NE	NE		NE	NE	NE	NE	NE	NE		NE	NE	NE
Respiratory, thoracic and mediastinal disorders	Pleural thickening	> 60	328	66.3	1	0.3	341	68.5	0	0.0		*	Quasi-complete separation of data points detected.				*	WARNING: The relative Hessian convergence criterion of 50.209912281 is greater than the limit of 0.0001. The convergence is questionable.			NE		Algorithm converged.	NE	NE	NE		NE		Algorithm converged.	NE	NE
Respiratory, thoracic and mediastinal disorders	Pleuritic pain	<= 60	167	33.7	0	0.0	157	31.5	0	0.0	NE			NE	NE	NE		NE	NE	NE	NE		NE	NE	NE	NE	NE	NE		NE	NE	NE
Respiratory, thoracic and mediastinal disorders	Pleuritic pain	> 60	328	66.3	1	0.3	341	68.5	0	0.0		*	Quasi-complete separation of data points detected.				*	WARNING: Negative of Hessian not positive definite.			NE		Algorithm converged.	NE	NE	NE		NE		Algorithm converged.	NE	NE
Respiratory, thoracic and mediastinal disorders	Pneumomediastinum	<= 60	167	33.7	0	0.0	157	31.5	0	0.0	NE			NE	NE	NE		NE	NE	NE	NE		NE	NE	NE	NE	NE	NE		NE	NE	NE
Respiratory, thoracic and mediastinal disorders	Pneumomediastinum	> 60	328	66.3	1	0.3	341	68.5	0	0.0		*	Quasi-complete separation of data points detected.				*	WARNING: Negative of Hessian not positive definite.			NE		Algorithm converged.	NE	NE	NE		NE		Algorithm converged.	NE	NE
Respiratory, thoracic and mediastinal disorders	Pneumonitis	<= 60	167	33.7	2	1.2	157	31.5	1	0.6	1.89		Convergence criterion (GCONV=1E-8) satisfied.	0.17	21.06	0.006		Algorithm converged.	-0.015	0.026	1.88		Algorithm converged.	0.17	20.53	0.6047	0.5486	0.53		Algorithm converged.	0.05	5.81
Respiratory, thoracic and mediastinal disorders	Pneumonitis	> 60	328	66.3	4	1.2	341	68.5	5	1.5	0.83		Convergence criterion (GCONV=1E-8) satisfied.	0.22	3.12	-0.002		Algorithm converged.	-0.020	0.015	0.83		Algorithm converged.	0.23	3.07	0.7821		1.20		Algorithm converged.	0.33	4.44
Respiratory, thoracic and mediastinal disorders	Pneumothorax	<= 60	167	33.7	0	0.0	157	31.5	0	0.0	NE			NE	NE	NE		NE	NE	NE	NE		NE	NE	NE	NE	NE	NE		NE	NE	NE
Respiratory, thoracic and mediastinal disorders	Pneumothorax	> 60	328	66.3	0	0.0	341	68.5	1	0.3		*	Quasi-complete separation of data points detected.				*	ERROR: The mean parameter is either invalid or at a limit of its range for some observations.			0.00		Algorithm converged.	0.00	NE	0.9999		>999.99		Algorithm converged.	0.00	NE
Respiratory, thoracic and mediastinal disorders	Productive cough	<= 60	167	33.7	6	3.6	157	31.5	3	1.9	1.91		Convergence criterion (GCONV=1E-8) satisfied.	0.47	7.78	0.017		Algorithm converged.	-0.019	0.052	1.88		Algorithm converged.	0.48	7.39	0.3659	0.1139	0.53		Algorithm converged.	0.14	2.09
Respiratory, thoracic and mediastinal disorders	Productive cough	> 60	328	66.3	4	1.2	341	68.5	9	2.6	0.46		Convergence criterion (GCONV=1E-8) satisfied.	0.14	1.49	-0.014		Algorithm converged.	-0.035	0.007	0.46		Algorithm converged.	0.14	1.49	0.1951		2.16		Algorithm converged.	0.67	6.96
Respiratory, thoracic and mediastinal disorders	Pulmonary embolism	<= 60	167	33.7	1	0.6	157	31.5	0	0.0		*	Quasi-complete separation of data points detected.				*	WARNING: Negative of Hessian not positive definite.			NE		Algorithm converged.	NE	NE	NE	0.2751	NE		Algorithm converged.	NE	NE
Respiratory, thoracic and mediastinal disorders	Pulmonary embolism	> 60	328	66.3	4	1.2	341	68.5	4	1.2	1.04		Convergence criterion (GCONV=1E-8) satisfied.	0.26	4.19	0.000		Algorithm converged.	-0.016	0.017	1.04		Algorithm converged.	0.26	4.12	0.9559		0.96		Algorithm converged.	0.24	3.81
Respiratory, thoracic and mediastinal disorders	Pulmonary fibrosis	<= 60	167	33.7	0	0.0	157	31.5	0	0.0	NE			NE	NE	NE		NE	NE	NE	NE		NE	NE	NE	NE	NE	NE		NE	NE	NE
Respiratory, thoracic and mediastinal disorders	Pulmonary fibrosis	> 60	328	66.3	0	0.0	341	68.5	1	0.3		*	Quasi-complete separation of data points detected.				*	ERROR: The mean parameter is either invalid or at a limit of its range for some observations.			0.00		Algorithm converged.	0.00	NE	0.9999		>999.99		Algorithm converged.	0.00	NE
Respiratory, thoracic and mediastinal disorders	Pulmonary oedema	<= 60	167	33.7	1	0.6	157	31.5	1	0.6	0.94		Convergence criterion (GCONV=1E-8) satisfied.	0.06	15.15	0.000		Algorithm converged.	-0.017	0.017	0.94		Algorithm converged.	0.06	14.90	0.9651	0.1757	1.06		Algorithm converged.	0.07	16.86
Respiratory, thoracic and mediastinal disorders	Pulmonary oedema	> 60	328	66.3	2	0.6	341	68.5	0	0.0		*	Quasi-complete separation of data points detected.				*	WARNING: Negative of Hessian not positive definite.			NE		Algorithm converged.	NE	NE	NE		NE		Algorithm converged.	NE	NE
Respiratory, thoracic and mediastinal disorders	Pulmonary pain	<= 60	167	33.7	0	0.0	157	31.5	0	0.0	NE			NE	NE	NE		NE	NE	NE	NE		NE	NE	NE	NE	NE	NE		NE	NE	NE
Respiratory, thoracic and mediastinal disorders	Pulmonary pain	> 60	328	66.3	1	0.3	341	68.5	0	0.0		*	Quasi-complete separation of data points detected.				*	WARNING: Negative of Hessian not positive definite.			NE		Algorithm converged.	NE	NE	NE		NE		Algorithm converged.	NE	NE
Respiratory, thoracic and mediastinal disorders	Respiratory failure	<= 60	167	33.7	1	0.6	157	31.5	0	0.0		*	Quasi-complete separation of data points detected.				*	WARNING: Negative of Hessian not positive definite.			NE		Algorithm converged.	NE	NE	NE	0.4267	NE		Algorithm converged.	NE	NE
Respiratory, thoracic and mediastinal disorders	Respiratory failure	> 60	328	66.3	2	0.6	341	68.5	1	0.3	2.09		Convergence criterion (GCONV=1E-8) satisfied.	0.19	23.11	0.003		Algorithm converged.	-0.007	0.013	2.08		Algorithm converged.	0.19	22.82	0.5493		0.48		Algorithm converged.	0.04	5.28
Respiratory, thoracic and mediastinal disorders	Rhinitis allergic	<= 60	167	33.7	3	1.8	157	31.5	1	0.6	2.85		Convergence criterion (GCONV=1E-8) satisfied.	0.29	27.72	0.012		Algorithm converged.	-0.012	0.035	2.82		Algorithm converged.	0.30	26.83	0.3670	0.9098	0.35		Algorithm converged.	0.04	3.37
Respiratory, thoracic and mediastinal disorders	Rhinitis allergic	> 60	328	66.3	7	2.1	341	68.5	3	0.9	2.46		Convergence criterion (GCONV=1E-8) satisfied.	0.63	9.58	0.013		Algorithm converged.	-0.006	0.031	2.43		Algorithm converged.	0.63	9.30	0.1962		0.41		Algorithm converged.	0.11	1.58
Respiratory, thoracic and mediastinal disorders	Rhinorrhoea	<= 60	167	33.7	4	2.4	157	31.5	11	7.0	0.33		Convergence criterion (GCONV=1E-8) satisfied.	0.10	1.05	-0.046		Algorithm converged.	-0.092	0.000	0.34		Algorithm converged.	0.11	1.05	0.0611	0.0209	2.93		Algorithm converged.	0.95	9.00

Respiratory, thoracic and mediastinal disorders	Rhinorrhoea	> 60	328	66.3	13	4.0	341	68.5	8	2.3	1.72		Convergence criterion (GCONV=1E-8) satisfied.	0.70	4.20	0.016		Algorithm converged.	-0.010	0.043	1.69		Algorithm converged.	0.71	4.02	0.2362		0.59		Algorithm converged.	0.25	1.41
Respiratory, thoracic and mediastinal disorders	Sinus congestion	<= 60	167	33.7	1	0.6	157	31.5	3	1.9	0.31		Convergence criterion (GCONV=1E-8) satisfied.	0.03	3.00	-0.013		Algorithm converged.	-0.038	0.011	0.31		Algorithm converged.	0.03	2.98	0.3127	0.0443	3.19		Algorithm converged.	0.34	30.36
Respiratory, thoracic and mediastinal disorders	Sinus congestion	> 60	328	66.3	2	0.6	341	68.5	0	0.0		*	Quasi-complete separation of data points detected.				*	WARNING: Negative of Hessian not positive definite.			NE		Algorithm converged.	NE	NE	NE		NE		Algorithm converged.	NE	NE
Respiratory, thoracic and mediastinal disorders	Sinus pain	<= 60	167	33.7	1	0.6	157	31.5	0	0.0		*	Quasi-complete separation of data points detected.				*	WARNING: Negative of Hessian not positive definite.			NE		Algorithm converged.	NE	NE	NE	1.0000	NE		Algorithm converged.	NE	NE
Respiratory, thoracic and mediastinal disorders	Sinus pain	> 60	328	66.3	1	0.3	341	68.5	0	0.0		*	Quasi-complete separation of data points detected.				*	WARNING: The relative Hessian convergence criterion of 50.209912281 is greater than the limit of 0.0001. The convergence is questionable.			NE		Algorithm converged.	NE	NE	NE		NE		Algorithm converged.	NE	NE
Respiratory, thoracic and mediastinal disorders	Sleep apnoea syndrome	<= 60	167	33.7	0	0.0	157	31.5	1	0.6		*	Quasi-complete separation of data points detected.				*	WARNING: The relative Hessian convergence criterion of 22.107627762 is greater than the limit of 0.0001. The convergence is questionable.			0.00		Algorithm converged.	0.00	NE	0.9999	0.0897	>999.99		Algorithm converged.	0.00	NE
Respiratory, thoracic and mediastinal disorders	Sleep apnoea syndrome	> 60	328	66.3	1	0.3	341	68.5	0	0.0		*	Quasi-complete separation of data points detected.				*	WARNING: Negative of Hessian not positive definite.			NE		Algorithm converged.	NE	NE	NE		NE		Algorithm converged.	NE	NE
Respiratory, thoracic and mediastinal disorders	Sneezing	<= 60	167	33.7	0	0.0	157	31.5	2	1.3		*	Quasi-complete separation of data points detected.				*	WARNING: The relative Hessian convergence criterion of 14.109054211 is greater than the limit of 0.0001. The convergence is questionable.			0.00		Algorithm converged.	0.00	NE	0.9999	NE	>999.99		Algorithm converged.	0.00	NE
Respiratory, thoracic and mediastinal disorders	Sneezing	> 60	328	66.3	0	0.0	341	68.5	0	0.0	NE			NE	NE	NE		NE	NE	NE	NE		NE	NE	NE	NE		NE		NE	NE	NE
Respiratory, thoracic and mediastinal disorders	Stridor	<= 60	167	33.7	1	0.6	157	31.5	0	0.0		*	Quasi-complete separation of data points detected.				*	ERROR: Error in computing the link function, its derivatives, or the variance function.			NE		Algorithm converged.	NE	NE	NE	NE	NE		Algorithm converged.	NE	NE
Respiratory, thoracic and mediastinal disorders	Stridor	> 60	328	66.3	0	0.0	341	68.5	0	0.0	NE			NE	NE	NE		NE	NE	NE	NE		NE	NE	NE	NE		NE		NE	NE	NE
Respiratory, thoracic and mediastinal disorders	Suffocation feeling	<= 60	167	33.7	1	0.6	157	31.5	0	0.0		*	Quasi-complete separation of data points detected.				*	WARNING: Negative of Hessian not positive definite.			NE		Algorithm converged.	NE	NE	NE	NE	NE		Algorithm converged.	NE	NE
Respiratory, thoracic and mediastinal disorders	Suffocation feeling	> 60	328	66.3	0	0.0	341	68.5	0	0.0	NE			NE	NE	NE		NE	NE	NE	NE		NE	NE	NE	NE		NE		NE	NE	NE
Respiratory, thoracic and mediastinal disorders	Tachypnoea	<= 60	167	33.7	0	0.0	157	31.5	0	0.0	NE			NE	NE	NE		NE	NE	NE	NE		NE	NE	NE	NE	NE	NE		NE	NE	NE
Respiratory, thoracic and mediastinal disorders	Tachypnoea	> 60	328	66.3	0	0.0	341	68.5	2	0.6		*	Quasi-complete separation of data points detected.				*	ERROR: The mean parameter is either invalid or at a limit of its range for some observations.			0.00		Algorithm converged.	0.00	NE	0.9999		>999.99		Algorithm converged.	0.00	NE
Respiratory, thoracic and mediastinal disorders	Throat irritation	<= 60	167	33.7	5	3.0	157	31.5	7	4.5	0.66		Convergence criterion (GCONV=1E-8) satisfied.	0.21	2.13	-0.015		Algorithm converged.	-0.056	0.027	0.67		Algorithm converged.	0.22	2.07	0.4885	0.1057	1.49		Algorithm converged.	0.48	4.60
Respiratory, thoracic and mediastinal disorders	Throat irritation	> 60	328	66.3	6	1.8	341	68.5	2	0.6	3.16		Convergence criterion (GCONV=1E-8) satisfied.	0.63	15.76	0.012		Algorithm converged.	-0.004	0.029	3.12		Algorithm converged.	0.63	15.34	0.1617		0.32		Algorithm converged.	0.07	1.58
Respiratory, thoracic and mediastinal disorders	Throat tightness	<= 60	167	33.7	2	1.2	157	31.5	0	0.0		*	Quasi-complete separation of data points detected.				*	WARNING: Negative of Hessian not positive definite.			NE		Algorithm converged.	NE	NE	NE	0.0964	NE		Algorithm converged.	NE	NE
Respiratory, thoracic and mediastinal disorders	Throat tightness	> 60	328	66.3	1	0.3	341	68.5	2	0.6	0.52		Convergence criterion (GCONV=1E-8) satisfied.	0.05	5.74	-0.003		Algorithm converged.	-0.013	0.007	0.52		Algorithm converged.	0.05	5.71	0.5925		1.92		Algorithm converged.	0.18	21.11
Respiratory, thoracic and mediastinal disorders	Tonsillar hypertrophy	<= 60	167	33.7	0	0.0	157	31.5	1	0.6		*	Quasi-complete separation of data points detected.				*	WARNING: The relative Hessian convergence criterion of 22.107627839 is greater than the limit of 0.0001. The convergence is questionable.			0.00		Algorithm converged.	0.00	NE	0.9999	NE	>999.99		Algorithm converged.	0.00	NE
Respiratory, thoracic and mediastinal disorders	Tonsillar hypertrophy	> 60	328	66.3	0	0.0	341	68.5	0	0.0	NE			NE	NE	NE		NE	NE	NE	NE		NE	NE	NE	NE		NE		NE	NE	NE
Respiratory, thoracic and mediastinal disorders	Upper respiratory tract congestion	<= 60	167	33.7	1	0.6	157	31.5	0	0.0		*	Quasi-complete separation of data points detected.				*	ERROR: Error in computing the link function, its derivatives, or the variance function.			NE		Algorithm converged.	NE	NE	NE	NE	NE		Algorithm converged.	NE	NE
Respiratory, thoracic and mediastinal disorders	Upper respiratory tract congestion	> 60	328	66.3	0	0.0	341	68.5	0	0.0	NE			NE	NE	NE		NE	NE	NE	NE		NE	NE	NE	NE		NE		NE	NE	NE
Respiratory, thoracic and mediastinal disorders	Upper respiratory tract inflammation	<= 60	167	33.7	0	0.0	157	31.5	0	0.0	NE			NE	NE	NE		NE	NE	NE	NE		NE	NE	NE	NE	NE	NE		NE	NE	NE
Respiratory, thoracic and mediastinal disorders	Upper respiratory tract inflammation	> 60	328	66.3	0	0.0	341	68.5	1	0.3		*	Quasi-complete separation of data points detected.				*	ERROR: The mean parameter is either invalid or at a limit of its range for some observations.			0.00		Algorithm converged.	0.00	NE	0.9999		>999.99		Algorithm converged.	0.00	NE
Respiratory, thoracic and mediastinal disorders	Upper-airway cough syndrome	<= 60	167	33.7	0	0.0	157	31.5	0	0.0	NE			NE	NE	NE		NE	NE	NE	NE		NE	NE	NE	NE	1.0000	NE		NE	NE	NE
Respiratory, thoracic and mediastinal disorders	Upper-airway cough syndrome	> 60	328	66.3	2	0.6	341	68.5	4	1.2	0.52		Convergence criterion (GCONV=1E-8) satisfied.	0.09	2.84	-0.006		Algorithm converged.	-0.020	0.009	0.52		Algorithm converged.	0.10	2.82	0.4481		1.92		Algorithm converged.	0.35	10.43
Respiratory, thoracic and mediastinal disorders	Wheezing	<= 60	167	33.7	2	1.2	157	31.5	1	0.6	1.89		Convergence criterion (GCONV=1E-8) satisfied.	0.17	21.06	0.006		Algorithm converged.	-0.015	0.026	1.88		Algorithm converged.	0.17	20.53	0.6047	0.7499	0.53		Algorithm converged.	0.05	5.81
Respiratory, thoracic and mediastinal disorders	Wheezing	> 60	328	66.3	1	0.3	341	68.5	1	0.3	1.04		Convergence criterion (GCONV=1E-8) satisfied.	0.06	16.69	0.000		Algorithm converged.	-0.008	0.008	1.04		Algorithm converged.	0.07	16.55	0.9780		0.96		Algorithm converged.	0.06	15.31
Skin and subcutaneous tissue disorders		<= 60	167	33.7	82	49.1	157	31.5	73	46.5	1.11		Convergence criterion (GCONV=1E-8) satisfied.	0.72	1.72	0.026		Algorithm converged.	-0.083	0.135	1.06		Algorithm converged.	0.84	1.33	0.6394	0.6964	0.95		Algorithm converged.	0.75	1.19
Skin and subcutaneous tissue disorders		> 60	328	66.3	159	48.5	341	68.5	148	43.4	1.23		Convergence criterion (GCONV=1E-8) satisfied.	0.90	1.66	0.051		Algorithm converged.	-0.025	0.126	1.12		Algorithm converged.	0.95	1.32	0.1884		0.90		Algorithm converged.	0.76	1.06
Skin and subcutaneous tissue disorders	Acanthosis nigricans	<= 60	167	33.7	0	0.0	157	31.5	0	0.0	NE			NE	NE	NE		NE	NE	NE	NE		NE	NE	NE	NE	NE	NE		NE	NE	NE
Skin and subcutaneous tissue disorders	Acanthosis nigricans	> 60	328	66.3	0	0.0	341	68.5	1	0.3		*	Quasi-complete separation of data points detected.				*	ERROR: The mean parameter is either invalid or at a limit of its range for some observations.			0.00		Algorithm converged.	0.00	NE	0.9999		>999.99		Algorithm converged.	0.00	NE
Skin and subcutaneous tissue disorders	Acne	<= 60	167	33.7	0	0.0	157	31.5	1	0.6		*	Quasi-complete separation of data points detected.				*	WARNING: The relative Hessian convergence criterion of 22.107627839 is greater than the limit of 0.0001. The convergence is questionable.			0.00		Algorithm converged.	0.00	NE	0.9999	NE	>999.99		Algorithm converged.	0.00	NE
Skin and subcutaneous tissue disorders	Acne	> 60	328	66.3	0	0.0	341	68.5	0	0.0	NE			NE	NE	NE		NE	NE	NE	NE		NE	NE	NE	NE		NE		NE	NE	NE
Skin and subcutaneous tissue disorders	Actinic keratosis	<= 60	167	33.7	0	0.0	157	31.5	0	0.0	NE			NE	NE	NE		NE	NE	NE	NE		NE	NE	NE	NE	NE	NE		NE	NE	NE
Skin and subcutaneous tissue disorders	Actinic keratosis	> 60	328	66.3	1	0.3	341	68.5	0	0.0		*	Quasi-complete separation of data points detected.				*	WARNING: Negative of Hessian not positive definite.			NE		Algorithm converged.	NE	NE	NE		NE		Algorithm converged.	NE	NE
Skin and subcutaneous tissue disorders	Alopecia	<= 60	167	33.7	42	25.1	157	31.5	44	28.0	0.86		Convergence criterion (GCONV=1E-8) satisfied.	0.53	1.41	-0.029		Algorithm converged.	-0.125	0.068	0.90		Algorithm converged.	0.62	1.29	0.5581	0.3934	1.11		Algorithm converged.	0.78	1.60
Skin and subcutaneous tissue disorders	Alopecia	> 60	328	66.3	90	27.4	341	68.5	86	25.2	1.12		Convergence criterion (GCONV=1E-8) satisfied.	0.79	1.58	0.022		Algorithm converged.	-0.045	0.089	1.09		Algorithm converged.	0.84	1.40	0.5148		0.92		Algorithm converged.	0.71	1.18
Skin and subcutaneous tissue disorders	Angioedema	<= 60	167	33.7	0	0.0	157	31.5	1	0.6		*	Quasi-complete separation of data points detected.				*	WARNING: The relative Hessian convergence criterion of 22.107627685 is greater than the limit of 0.0001. The convergence is questionable.			0.00		Algorithm converged.	0.00	NE	0.9999	NE	>999.99		Algorithm converged.	0.00	NE
Skin and subcutaneous tissue disorders	Angioedema	> 60	328	66.3	0	0.0	341	68.5	0	0.0	NE			NE	NE	NE		NE	NE	NE	NE		NE	NE	NE	NE		NE		NE	NE	NE
Skin and subcutaneous tissue disorders	Blister	<= 60	167	33.7	0	0.0	157	31.5	0	0.0	NE			NE	NE	NE		NE	NE	NE	NE		NE	NE	NE	NE	NE	NE		NE	NE	NE
Skin and subcutaneous tissue disorders	Blister	> 60	328	66.3	1	0.3	341	68.5	0	0.0		*	Quasi-complete separation of data points detected.				*	WARNING: Negative of Hessian not positive definite.			NE		Algorithm converged.	NE	NE	NE		NE		Algorithm converged.	NE	NE
Skin and subcutaneous tissue disorders	Bullous haemorrhagic dermatosis	<= 60	167	33.7	0	0.0	157	31.5	0	0.0	NE			NE	NE	NE		NE	NE	NE	NE		NE	NE	NE	NE	NE	NE		NE	NE	NE
Skin and subcutaneous tissue disorders	Bullous haemorrhagic dermatosis	> 60	328	66.3	1	0.3	341	68.5	0	0.0		*	Quasi-complete separation of data points detected.				*	WARNING: Negative of Hessian not positive definite.			NE		Algorithm converged.	NE	NE	NE		NE		Algorithm converged.	NE	NE
Skin and subcutaneous tissue disorders	Cold sweat	<= 60	167	33.7	1	0.6	157	31.5	0	0.0		*	Quasi-complete separation of data points detected.				*	WARNING: Negative of Hessian not positive definite.			NE		Algorithm converged.	NE	NE	NE	0.1018	NE		Algorithm converged.	NE	NE
Skin and subcutaneous tissue disorders	Cold sweat	> 60	328	66.3	0	0.0	341	68.5	1	0.3		*	Quasi-complete separation of data points detected.				*	ERROR: The mean parameter is either invalid or at a limit of its range for some observations.			0.00		Algorithm converged.	0.00	NE	0.9999		>999.99		Algorithm converged.	0.00	NE
Skin and subcutaneous tissue disorders	Cutaneous vasculitis	<= 60	167	33.7	1	0.6	157	31.5	0	0.0		*	Quasi-complete separation of data points detected.				*	ERROR: Error in computing the link function, its derivatives, or the variance function.			NE		Algorithm converged.	NE	NE	NE	NE	NE		Algorithm converged.	NE	NE
Skin and subcutaneous tissue disorders	Cutaneous vasculitis	> 60	328	66.3	0	0.0	341	68.5	0	0.0	NE			NE	NE	NE		NE	NE	NE	NE		NE	NE	NE	NE		NE		NE	NE	NE
Skin and subcutaneous tissue disorders	Decubitus ulcer	<= 60	167	33.7	0	0.0	157	31.5	0	0.0	NE			NE	NE	NE		NE	NE	NE	NE		NE	NE	NE	NE	1.0000	NE		NE	NE	NE
Skin and subcutaneous tissue disorders	Decubitus ulcer	> 60	328	66.3	1	0.3	341	68.5	1	0.3	1.04		Convergence criterion (GCONV=1E-8) satisfied.	0.06	16.69	0.000		Algorithm converged.	-0.008	0.008	1.04		Algorithm converged.	0.07	16.55	0.9780		0.96		Algorithm converged.	0.06	15.31
Skin and subcutaneous tissue disorders	Dermal cyst	<= 60	167	33.7	0	0.0	157	31.5	1	0.6		*	Quasi-complete separation of data points detected.				*	WARNING: The relative Hessian convergence criterion of 22.107627839 is greater than the limit of 0.0001. The convergence is questionable.			0.00		Algorithm converged.	0.00	NE	0.9999	0.0897	>999.99		Algorithm converged.	0.00	NE
Skin and subcutaneous tissue disorders	Dermal cyst	> 60	328	66.3	1	0.3	341	68.5	0	0.0		*	Quasi-complete separation of data points detected.				*	WARNING: Negative of Hessian not positive definite.			NE		Algorithm converged.	NE	NE	NE		NE		Algorithm converged.	NE	NE
Skin and subcutaneous tissue disorders	Dermatitis	<= 60	167	33.7	0	0.0	157	31.5	1	0.6		*	Quasi-complete separation of data points detected.				*	WARNING: The relative Hessian convergence criterion of 22.107627839 is greater than the limit of 0.0001. The convergence is questionable.			0.00		Algorithm converged.	0.00	NE	0.9999	0.3920	>999.99		Algorithm converged.	0.00	NE
Skin and subcutaneous tissue disorders	Dermatitis	> 60	328	66.3	1	0.3	341	68.5	2	0.6	0.52		Convergence criterion (GCONV=1E-8) satisfied.	0.05	5.74	-0.003		Algorithm converged.	-0.013	0.007	0.52		Algorithm converged.	0.05	5.71	0.5925		1.92		Algorithm converged.	0.18	21.11
Skin and subcutaneous tissue disorders	Dermatitis acneiform	<= 60	167	33.7	1	0.6	157	31.5	1	0.6	0.94		Convergence criterion (GCONV=1E-8) satisfied.	0.06	15.15	0.000		Algorithm converged.	-0.017	0.017	0.94		Algorithm converged.	0.06	14.90	0.9651	0.9598	1.06		Algorithm converged.	0.07	16.86
Skin and subcutaneous tissue disorders	Dermatitis acneiform	> 60	328	66.3	1	0.3	341	68.5	1	0.3	1.04		Convergence criterion (GCONV=1E-8) satisfied.	0.06	16.69	0.000		Algorithm converged.	-0.008	0.008	1.04		Algorithm converged.	0.07	16.55	0.9780		0.96		Algorithm converged.	0.06	15.31
Skin and subcutaneous tissue disorders	Dermatitis allergic	<= 60	167	33.7	0	0.0	157	31.5	0	0.0	NE			NE	NE	NE		NE	NE	NE	NE		NE	NE	NE	NE	NE	NE		NE	NE	NE
Skin and subcutaneous tissue disorders	Dermatitis allergic	> 60	328	66.3	0	0.0	341	68.5	1	0.3		*	Quasi-complete separation of data points detected.				*	ERROR: The mean parameter is either invalid or at a limit of its range for some observations.			0.00		Algorithm converged.	0.00	NE	0.9999		>999.99		Algorithm converged.	0.00	NE
Skin and subcutaneous tissue disorders	Dermatitis bullous	<= 60	167	33.7	0	0.0	157	31.5	0	0.0	NE			NE	NE	NE		NE	NE	NE	NE		NE	NE	NE	NE	1.0000	NE		NE	NE	NE
Skin and subcutaneous tissue disorders	Dermatitis bullous	> 60	328	66.3	1	0.3	341	68.5	1	0.3	1.04		Convergence criterion (GCONV=1E-8) satisfied.	0.06	16.69	0.000		Algorithm converged.	-0.008	0.008	1.04		Algorithm converged.	0.07	16.55	0.9780		0.96		Algorithm converged.	0.06	15.31
Skin and subcutaneous tissue disorders	Dermatitis contact	<= 60	167	33.7	1	0.6	157	31.5	0	0.0		*	Quasi-complete separation of data points detected.				*	WARNING: Negative of Hessian not positive definite.			NE		Algorithm converged.	NE	NE	NE	1.0000	NE		Algorithm converged.	NE	NE
Skin and subcutaneous tissue disorders	Dermatitis contact	> 60	328	66.3	1	0.3	341	68.5	0	0.0		*	Quasi-complete separation of data points detected.				*	WARNING: Negative of Hessian not positive definite.			NE		Algorithm converged.	NE	NE	NE		NE		Algorithm converged.	NE	NE
Skin and subcutaneous tissue disorders	Dermatitis diaper	<= 60	167	33.7	0	0.0	157	31.5	0	0.0	NE			NE	NE	NE		NE	NE	NE	NE		NE	NE	NE	NE	NE	NE		NE	NE	NE
Skin and subcutaneous tissue disorders	Dermatitis diaper	> 60	328	66.3	0	0.0	341	68.5	1	0.3		*	Quasi-complete separation of data points detected.				*	ERROR: The mean parameter is either invalid or at a limit of its range for some observations.			0.00		Algorithm converged.	0.00	NE	0.9999		>999.99		Algorithm converged.	0.00	NE
Skin and subcutaneous tissue disorders	Dermatitis exfoliative generalised	<= 60	167	33.7	0	0.0	157	31.5	0	0.0	NE			NE	NE	NE		NE	NE	NE	NE		NE	NE	NE	NE	NE	NE		NE	NE	NE
Skin and subcutaneous tissue disorders	Dermatitis exfoliative generalised	> 60	328	66.3	0	0.0	341	68.5	1	0.3		*	Quasi-complete separation of data points detected.				*	ERROR: The mean parameter is either invalid or at a limit of its range for some observations.			0.00		Algorithm converged.	0.00	NE	0.9999		>999.99		Algorithm converged.	0.00	NE
Skin and subcutaneous tissue disorders	Drug eruption	<= 60	167	33.7	1	0.6	157	31.5	0	0.0		*	Quasi-complete separation of data points detected.				*	WARNING: Negative of Hessian not positive definite.			NE		Algorithm converged.	NE	NE	NE	1.0000	NE		Algorithm converged.	NE	NE
Skin and subcutaneous tissue disorders	Drug eruption	> 60	328	66.3	1	0.3	341	68.5	0	0.0		*	Quasi-complete separation of data points detected.				*	WARNING: Negative of Hessian not positive definite.			NE		Algorithm converged.	NE	NE	NE		NE		Algorithm converged.	NE	NE
Skin and subcutaneous tissue disorders	Dry skin	<= 60	167	33.7	6	3.6	157	31.5	3	1.9	1.91		Convergence criterion (GCONV=1E-8) satisfied.	0.47	7.78	0.017		Algorithm converged.	-0.019	0.052	1.88		Algorithm converged.	0.48	7.39	0.3659	0.5514	0.53		Algorithm converged.	0.14	2.09
Skin and subcutaneous tissue disorders	Dry skin	> 60	328	66.3	18	5.5	341	68.5	6	1.8	3.24		Convergence criterion (GCONV=1E-8) satisfied.	1.27	8.27	0.037		Algorithm converged.	0.009	0.066	3.12		Algorithm converged.	1.25	7.76	0.0144		0.32		Algorithm converged.	0.13	0.80
Skin and subcutaneous tissue disorders	Dyshidrotic eczema	<= 60	167	33.7	0	0.0	157	31.5	0	0.0	NE			NE	NE	NE		NE	NE	NE	NE		NE	NE	NE	NE	NE	NE		NE	NE	NE
Skin and subcutaneous tissue disorders	Dyshidrotic eczema	> 60	328	66.3	1	0.3	341	68.5	0	0.0		*	Quasi-complete separation of data points detected.				*	WARNING: Negative of Hessian not positive definite.			NE		Algorithm converged.	NE	NE	NE		NE		Algorithm converged.	NE	NE
Skin and subcutaneous tissue disorders	Ecchymosis	<= 60	167	33.7	0	0.0	157	31.5	0	0.0	NE			NE	NE	NE		NE	NE	NE	NE		NE	NE	NE	NE	NE	NE		NE	NE	NE
Skin and subcutaneous tissue disorders	Ecchymosis	> 60	328	66.3	1	0.3	341	68.5	0	0.0		*	Quasi-complete separation of data points detected.				*	WARNING: Negative of Hessian not positive definite.			NE		Algorithm converged.	NE	NE	NE		NE		Algorithm converged.	NE	NE
Skin and subcutaneous tissue disorders	Eczema	<= 60	167	33.7	3	1.8	157	31.5	1	0.6	2.85		Convergence criterion (GCONV=1E-8) satisfied.	0.29	27.72	0.012		Algorithm converged.	-0.012	0.035	2.82		Algorithm converged.	0.30	26.83	0.3670	0.5976	0.35		Algorithm converged.	0.04	3.37
Skin and subcutaneous tissue disorders	Eczema	> 60	328	66.3	4	1.2	341	68.5	3	0.9	1.39		Convergence criterion (GCONV=1E-8) satisfied.	0.31	6.26	0.003		Algorithm converged.	-0.012	0.019	1.39		Algorithm converged.	0.31	6.15	0.6674		0.72		Algorithm converged.	0.16	3.20
Skin and subcutaneous tissue disorders	Eosinophilic cellulitis	<= 60	167	33.7	1	0.6	157	31.5	0	0.0		*	Quasi-complete separation of data points detected.				*	WARNING: Negative of Hessian not positive definite.			NE		Algorithm converged.	NE	NE	NE	NE	NE		Algorithm converged.	NE	NE
Skin and subcutaneous tissue disorders	Eosinophilic cellulitis	> 60	328	66.3	0	0.0	341	68.5	0	0.0	NE			NE	NE	NE		NE	NE	NE	NE		NE	NE	NE	NE		NE		NE	NE	NE
Skin and subcutaneous tissue disorders	Erythema	<= 60	167	33.7	1	0.6	157	31.5	4	2.5	0.23		Convergence criterion (GCONV=1E-8) satisfied.	0.03	2.08	-0.019		Algorithm converged.	-0.047	0.008	0.24		Algorithm converged.	0.03	2.08	0.1930	0.0252	4.25		Algorithm converged.	0.48	37.66
Skin and subcutaneous tissue disorders	Erythema	> 60	328	66.3	11	3.4	341	68.5	4	1.2	2.92		Convergence criterion (GCONV=1E-8) satisfied.	0.92	9.27	0.022		Algorithm converged.	-0.001	0.044	2.86		Algorithm converged.	0.92	8.89	0.0695		0.35		Algorithm converged.	0.11	1.09
Skin and subcutaneous tissue disorders	Erythema multiforme	<= 60	167	33.7	0	0.0	157	31.5	0	0.0	NE			NE	NE	NE		NE	NE	NE	NE		NE	NE	NE	NE	NE	NE		NE	NE	NE
Skin and subcutaneous tissue disorders	Erythema multiforme	> 60	328	66.3	1	0.3	341	68.5	0	0.0		*	Quasi-complete separation of data points detected.				*	WARNING: Negative of Hessian not positive definite.			NE		Algorithm converged.	NE	NE	NE		NE		Algorithm converged.	NE	NE
Skin and subcutaneous tissue disorders	Hyperhidrosis	<= 60	167	33.7	3	1.8	157	31.5	4	2.5	0.70		Convergence criterion (GCONV=1E-8) satisfied.	0.15	3.18	-0.008		Algorithm converged.	-0.039	0.024	0.71		Algorithm converged.	0.16	3.10	0.6438	0.4194	1.42		Algorithm converged.	0.32	6.24
Skin and subcutaneous tissue disorders	Hyperhidrosis	> 60	328	66.3	6	1.8	341	68.5	4	1.2	1.57		Convergence criterion (GCONV=1E-8) satisfied.	0.44	5.61	0.007		Algorithm converged.	-0.012	0.025	1.56		Algorithm converged.	0.44	5.48	0.4881		0.64		Algorithm converged.	0.18	2.25
Skin and subcutaneous tissue disorders	Hyperkeratosis	<= 60	167	33.7	0	0.0	157	31.5	0	0.0	NE			NE	NE	NE		NE	NE	NE	NE		NE	NE	NE	NE	1.0000	NE		NE	NE	NE
Skin and subcutaneous tissue disorders	Hyperkeratosis	> 60	328	66.3	2	0.6	341	68.5	1	0.3	2.09		Convergence criterion (GCONV=1E-8) satisfied.	0.19	23.11	0.003		Algorithm converged.	-0.007	0.013	2.08		Algorithm converged.	0.19	22.82	0.5493		0.48		Algorithm converged.	0.04	5.28
Skin and subcutaneous tissue disorders	Ingrowing nail	<= 60	167	33.7	0	0.0	157	31.5	0	0.0	NE			NE	NE	NE		NE	NE	NE	NE		NE	NE	NE	NE	NE	NE		NE	NE	NE
Skin and subcutaneous tissue disorders	Ingrowing nail	> 60	328	66.3	2	0.6	341	68.5	0	0.0		*	Quasi-complete separation of data points detected.				*	WARNING: Negative of Hessian not positive definite.			NE		Algorithm converged.	NE	NE	NE		NE		Algorithm converged.	NE	NE
Skin and subcutaneous tissue disorders	Ingrown hair	<= 60	167	33.7	0	0.0	157	31.5	1	0.6		*	Quasi-complete separation of data points detected.				*	WARNING: The relative Hessian convergence criterion of 22.107627762 is greater than the limit of 0.0001. The convergence is questionable.			0.00		Algorithm converged.	0.00	NE	0.9999	NE	>999.99		Algorithm converged.	0.00	NE
Skin and subcutaneous tissue disorders	Ingrown hair	> 60	328	66.3	0	0.0	341	68.5	0	0.0	NE			NE	NE	NE		NE	NE	NE	NE		NE	NE	NE	NE		NE		NE	NE	NE
Skin and subcutaneous tissue disorders	Melanoderma	<= 60	167	33.7	0	0.0	157	31.5	1	0.6		*	Quasi-complete separation of data points detected.				*	WARNING: The relative Hessian convergence criterion of 22.107627839 is greater than the limit of 0.0001. The convergence is questionable.			0.00		Algorithm converged.	0.00	NE	0.9999	NE	>999.99		Algorithm converged.	0.00	NE
Skin and subcutaneous tissue disorders	Melanoderma	> 60	328	66.3	0	0.0	341	68.5	0	0.0	NE			NE	NE	NE		NE	NE	NE	NE		NE	NE	NE	NE		NE		NE	NE	NE
Skin and subcutaneous tissue disorders	Nail discolouration	<= 60	167	33.7	5	3.0	157	31.5	5	3.2	0.94		Convergence criterion (GCONV=1E-8) satisfied.	0.27	3.31	-0.002		Algorithm converged.	-0.040	0.036	0.94		Algorithm converged.	0.28	3.19	0.9210	0.6588	1.06		Algorithm converged.	0.31	3.60
Skin and subcutaneous tissue disorders	Nail discolouration	> 60	328	66.3	9	2.7	341	68.5	7	2.1	1.35		Convergence criterion (GCONV=1E-8) satisfied.	0.50	3.66	0.007		Algorithm converged.	-0.016	0.030	1.34		Algorithm converged.	0.50	3.55	0.5601		0.75		Algorithm converged.	0.28	1.99
Skin and subcutaneous tissue disorders	Nail disorder	<= 60	167	33.7	0	0.0	157	31.5	0	0.0	NE			NE	NE	NE		NE	NE	NE	NE		NE	NE	NE	NE	1.0000	NE		NE	NE	NE
Skin and subcutaneous tissue disorders	Nail disorder	> 60	328	66.3	3	0.9	341	68.5	2	0.6	1.56		Convergence criterion (GCONV=1E-8) satisfied.	0.26	9.42	0.003		Algorithm converged.	-0.010	0.016	1.56		Algorithm converged.	0.26	9.27	0.6252		0.64		Algorithm converged.	0.11	3.81
Skin and subcutaneous tissue disorders	Nail pigmentation	<= 60	167	33.7	1	0.6	157	31.5	1	0.6	0.94		Convergence criterion (GCONV=1E-8) satisfied.	0.06	15.15	0.000		Algorithm converged.	-0.017	0.017	0.94		Algorithm converged.	0.06	14.90	0.9651	1.0000	1.06		Algorithm converged.	0.07	16.86
Skin and subcutaneous tissue disorders	Nail pigmentation	> 60	328	66.3	0	0.0	341	68.5	0	0.0	NE			NE	NE	NE		NE	NE	NE	NE		NE	NE	NE	NE		NE		NE	NE	NE
Skin and subcutaneous tissue disorders	Nail ridging	<= 60	167	33.7	1	0.6	157	31.5	1	0.6	0.94		Convergence criterion (GCONV=1E-8) satisfied.	0.06	15.15	0.000		Algorithm converged.	-0.017	0.017	0.94		Algorithm converged.	0.06	14.90	0.9651	1.0000	1.06		Algorithm converged.	0.07	16.86
Skin and subcutaneous tissue disorders	Nail ridging	> 60	328	66.3	0	0.0	341	68.5	0	0.0	NE			NE	NE	NE		NE	NE	NE	NE		NE	NE	NE	NE		NE		NE	NE	NE
Skin and subcutaneous tissue disorders	Nail toxicity	<= 60	167	33.7	0	0.0	157	31.5	0	0.0	NE			NE	NE	NE		NE	NE	NE	NE		NE	NE	NE	NE	NE	NE		NE	NE	NE
Skin and subcutaneous tissue disorders	Nail toxicity	> 60	328	66.3	0	0.0	341	68.5	2	0.6		*	Quasi-complete separation of data points detected.				*	ERROR: The mean parameter is either invalid or at a limit of its range for some observations.			0.00		Algorithm converged.	0.00	NE	0.9999		>999.99		Algorithm converged.	0.00	NE
Skin and subcutaneous tissue disorders	Night sweats	<= 60	167	33.7	11	6.6	157	31.5	4	2.5	2.70		Convergence criterion (GCONV=1E-8) satisfied.	0.84	8.65	0.040		Algorithm converged.	-0.005	0.085	2.59		Algorithm converged.	0.84	7.95	0.0975	0.2195	0.39		Algorithm converged.	0.13	1.19

Skin and subcutaneous tissue disorders	Night sweats	> 60	328	66.3	8	2.4	341	68.5	8	2.3	1.04		Convergence criterion (GCONV=1E-8) satisfied.	0.39	2.81	0.001		Algorithm converged.	-0.022	0.024	1.04		Algorithm converged.	0.39	2.74	0.9373		0.96		Algorithm converged.	0.37	2.53
Skin and subcutaneous tissue disorders	Onychalgia	<= 60	167	33.7	0	0.0	157	31.5	0	0.0	NE			NE	NE	NE		NE	NE	NE	NE		NE	NE	NE	NE	NE	NE		NE	NE	NE
Skin and subcutaneous tissue disorders	Onychalgia	> 60	328	66.3	1	0.3	341	68.5	0	0.0		*	Quasi-complete separation of data points detected.				*	WARNING: Negative of Hessian not positive definite.			NE		Algorithm converged.	NE	NE	NE		NE		Algorithm converged.	NE	NE
Skin and subcutaneous tissue disorders	Onychoclasis	<= 60	167	33.7	0	0.0	157	31.5	1	0.6		*	Quasi-complete separation of data points detected.				*	WARNING: The relative Hessian convergence criterion of 22.107627762 is greater than the limit of 0.0001. The convergence is questionable.			0.00		Algorithm converged.	0.00	NE	0.9999	0.2597	>999.99		Algorithm converged.	0.00	NE
Skin and subcutaneous tissue disorders	Onychoclasis	> 60	328	66.3	2	0.6	341	68.5	2	0.6	1.04		Convergence criterion (GCONV=1E-8) satisfied.	0.15	7.42	0.000		Algorithm converged.	-0.011	0.012	1.04		Algorithm converged.	0.15	7.34	0.9689		0.96		Algorithm converged.	0.14	6.79
Skin and subcutaneous tissue disorders	Onycholysis	<= 60	167	33.7	0	0.0	157	31.5	2	1.3		*	Quasi-complete separation of data points detected.				*	WARNING: The relative Hessian convergence criterion of 14.109054161 is greater than the limit of 0.0001. The convergence is questionable.			0.00		Algorithm converged.	0.00	NE	0.9999	1.0000	>999.99		Algorithm converged.	0.00	NE
Skin and subcutaneous tissue disorders	Onycholysis	> 60	328	66.3	0	0.0	341	68.5	1	0.3		*	Quasi-complete separation of data points detected.				*	ERROR: The mean parameter is either invalid or at a limit of its range for some observations.			0.00		Algorithm converged.	0.00	NE	0.9999		>999.99		Algorithm converged.	0.00	NE
Skin and subcutaneous tissue disorders	Onychomadesis	<= 60	167	33.7	0	0.0	157	31.5	0	0.0	NE			NE	NE	NE		NE	NE	NE	NE		NE	NE	NE	NE	1.0000	NE		NE	NE	NE
Skin and subcutaneous tissue disorders	Onychomadesis	> 60	328	66.3	6	1.8	341	68.5	1	0.3	6.34		Convergence criterion (GCONV=1E-8) satisfied.	0.76	52.91	0.015		Algorithm converged.	0.000	0.031	6.24		Algorithm converged.	0.76	51.53	0.0893		0.16		Algorithm converged.	0.02	1.32
Skin and subcutaneous tissue disorders	Onychomalacia	<= 60	167	33.7	0	0.0	157	31.5	0	0.0	NE			NE	NE	NE		NE	NE	NE	NE		NE	NE	NE	NE	NE	NE		NE	NE	NE
Skin and subcutaneous tissue disorders	Onychomalacia	> 60	328	66.3	1	0.3	341	68.5	0	0.0		*	Quasi-complete separation of data points detected.				*	WARNING: Negative of Hessian not positive definite.			NE		Algorithm converged.	NE	NE	NE		NE		Algorithm converged.	NE	NE
Skin and subcutaneous tissue disorders	Pain of skin	<= 60	167	33.7	2	1.2	157	31.5	0	0.0		*	Quasi-complete separation of data points detected.				*	WARNING: Negative of Hessian not positive definite.			NE		Algorithm converged.	NE	NE	NE	NE	NE		Algorithm converged.	NE	NE
Skin and subcutaneous tissue disorders	Pain of skin	> 60	328	66.3	0	0.0	341	68.5	0	0.0	NE			NE	NE	NE		NE	NE	NE	NE		NE	NE	NE	NE		NE		NE	NE	NE
Skin and subcutaneous tissue disorders	Papule	<= 60	167	33.7	0	0.0	157	31.5	0	0.0	NE			NE	NE	NE		NE	NE	NE	NE		NE	NE	NE	NE	NE	NE		NE	NE	NE
Skin and subcutaneous tissue disorders	Papule	> 60	328	66.3	0	0.0	341	68.5	1	0.3		*	Quasi-complete separation of data points detected.				*	ERROR: The mean parameter is either invalid or at a limit of its range for some observations.			0.00		Algorithm converged.	0.00	NE	0.9999		>999.99		Algorithm converged.	0.00	NE
Skin and subcutaneous tissue disorders	Petechiae	<= 60	167	33.7	0	0.0	157	31.5	0	0.0	NE			NE	NE	NE		NE	NE	NE	NE		NE	NE	NE	NE	NE	NE		NE	NE	NE
Skin and subcutaneous tissue disorders	Petechiae	> 60	328	66.3	0	0.0	341	68.5	1	0.3		*	Quasi-complete separation of data points detected.				*	ERROR: The mean parameter is either invalid or at a limit of its range for some observations.			0.00		Algorithm converged.	0.00	NE	0.9999		>999.99		Algorithm converged.	0.00	NE
Skin and subcutaneous tissue disorders	Pigmentation disorder	<= 60	167	33.7	2	1.2	157	31.5	0	0.0		*	Quasi-complete separation of data points detected.				*	WARNING: Negative of Hessian not positive definite.			NE		Algorithm converged.	NE	NE	NE	1.0000	NE		Algorithm converged.	NE	NE
Skin and subcutaneous tissue disorders	Pigmentation disorder	> 60	328	66.3	1	0.3	341	68.5	0	0.0		*	Quasi-complete separation of data points detected.				*	WARNING: Negative of Hessian not positive definite.			NE		Algorithm converged.	NE	NE	NE		NE		Algorithm converged.	NE	NE
Skin and subcutaneous tissue disorders	Prurigo	<= 60	167	33.7	1	0.6	157	31.5	0	0.0		*	Quasi-complete separation of data points detected.				*	WARNING: Negative of Hessian not positive definite.			NE		Algorithm converged.	NE	NE	NE	NE	NE		Algorithm converged.	NE	NE
Skin and subcutaneous tissue disorders	Prurigo	> 60	328	66.3	0	0.0	341	68.5	0	0.0	NE			NE	NE	NE		NE	NE	NE	NE		NE	NE	NE	NE		NE		NE	NE	NE
Skin and subcutaneous tissue disorders	Pruritus	<= 60	167	33.7	19	11.4	157	31.5	6	3.8	3.23		Convergence criterion (GCONV=1E-8) satisfied.	1.26	8.31	0.076		Algorithm converged.	0.019	0.132	2.98		Algorithm converged.	1.22	7.26	0.0165	0.0097	0.34		Algorithm converged.	0.14	0.82
Skin and subcutaneous tissue disorders	Pruritus	> 60	328	66.3	18	5.5	341	68.5	24	7.0	0.77		Convergence criterion (GCONV=1E-8) satisfied.	0.41	1.44	-0.016		Algorithm converged.	-0.052	0.021	0.78		Algorithm converged.	0.43	1.41	0.4101		1.28		Algorithm converged.	0.71	2.32
Skin and subcutaneous tissue disorders	Pruritus allergic	<= 60	167	33.7	0	0.0	157	31.5	1	0.6		*	Quasi-complete separation of data points detected.				*	WARNING: The relative Hessian convergence criterion of 22.107627762 is greater than the limit of 0.0001. The convergence is questionable.			0.00		Algorithm converged.	0.00	NE	0.9999	NE	>999.99		Algorithm converged.	0.00	NE
Skin and subcutaneous tissue disorders	Pruritus allergic	> 60	328	66.3	0	0.0	341	68.5	0	0.0	NE			NE	NE	NE		NE	NE	NE	NE		NE	NE	NE	NE		NE		NE	NE	NE
Skin and subcutaneous tissue disorders	Psoriasis	<= 60	167	33.7	0	0.0	157	31.5	0	0.0	NE			NE	NE	NE		NE	NE	NE	NE		NE	NE	NE	NE	NE	NE		NE	NE	NE
Skin and subcutaneous tissue disorders	Psoriasis	> 60	328	66.3	1	0.3	341	68.5	0	0.0		*	Quasi-complete separation of data points detected.				*	WARNING: Negative of Hessian not positive definite.			NE		Algorithm converged.	NE	NE	NE		NE		Algorithm converged.	NE	NE
Skin and subcutaneous tissue disorders	Rash	<= 60	167	33.7	14	8.4	157	31.5	9	5.7	1.50		Convergence criterion (GCONV=1E-8) satisfied.	0.63	3.58	0.027		Algorithm converged.	-0.029	0.082	1.46		Algorithm converged.	0.65	3.28	0.3569	0.6604	0.68		Algorithm converged.	0.30	1.53
Skin and subcutaneous tissue disorders	Rash	> 60	328	66.3	19	5.8	341	68.5	17	5.0	1.17		Convergence criterion (GCONV=1E-8) satisfied.	0.60	2.30	0.008		Algorithm converged.	-0.026	0.042	1.16		Algorithm converged.	0.61	2.20	0.6440		0.86		Algorithm converged.	0.46	1.63
Skin and subcutaneous tissue disorders	Rash erythematous	<= 60	167	33.7	0	0.0	157	31.5	0	0.0	NE			NE	NE	NE		NE	NE	NE	NE		NE	NE	NE	NE	1.0000	NE		NE	NE	NE
Skin and subcutaneous tissue disorders	Rash erythematous	> 60	328	66.3	2	0.6	341	68.5	2	0.6	1.04		Convergence criterion (GCONV=1E-8) satisfied.	0.15	7.42	0.000		Algorithm converged.	-0.011	0.012	1.04		Algorithm converged.	0.15	7.34	0.9689		0.96		Algorithm converged.	0.14	6.79
Skin and subcutaneous tissue disorders	Rash macular	<= 60	167	33.7	0	0.0	157	31.5	0	0.0	NE			NE	NE	NE		NE	NE	NE	NE		NE	NE	NE	NE	1.0000	NE		NE	NE	NE
Skin and subcutaneous tissue disorders	Rash macular	> 60	328	66.3	1	0.3	341	68.5	1	0.3	1.04		Convergence criterion (GCONV=1E-8) satisfied.	0.06	16.69	0.000		Algorithm converged.	-0.008	0.008	1.04		Algorithm converged.	0.07	16.55	0.9780		0.96		Algorithm converged.	0.06	15.31
Skin and subcutaneous tissue disorders	Rash maculo-papular	<= 60	167	33.7	3	1.8	157	31.5	4	2.5	0.70		Convergence criterion (GCONV=1E-8) satisfied.	0.15	3.18	-0.008		Algorithm converged.	-0.039	0.024	0.71		Algorithm converged.	0.16	3.10	0.6438	0.7619	1.42		Algorithm converged.	0.32	6.24
Skin and subcutaneous tissue disorders	Rash maculo-papular	> 60	328	66.3	8	2.4	341	68.5	9	2.6	0.92		Convergence criterion (GCONV=1E-8) satisfied.	0.35	2.42	-0.002		Algorithm converged.	-0.026	0.022	0.92		Algorithm converged.	0.36	2.37	0.8693		1.08		Algorithm converged.	0.42	2.77
Skin and subcutaneous tissue disorders	Rash papular	<= 60	167	33.7	0	0.0	157	31.5	0	0.0	NE			NE	NE	NE		NE	NE	NE	NE		NE	NE	NE	NE	NE	NE		NE	NE	NE
Skin and subcutaneous tissue disorders	Rash papular	> 60	328	66.3	1	0.3	341	68.5	0	0.0		*	Quasi-complete separation of data points detected.				*	WARNING: Negative of Hessian not positive definite.			NE		Algorithm converged.	NE	NE	NE		NE		Algorithm converged.	NE	NE
Skin and subcutaneous tissue disorders	Rash pruritic	<= 60	167	33.7	1	0.6	157	31.5	1	0.6	0.94		Convergence criterion (GCONV=1E-8) satisfied.	0.06	15.15	0.000		Algorithm converged.	-0.017	0.017	0.94		Algorithm converged.	0.06	14.90	0.9651	0.9535	1.06		Algorithm converged.	0.07	16.86
Skin and subcutaneous tissue disorders	Rash pruritic	> 60	328	66.3	2	0.6	341	68.5	2	0.6	1.04		Convergence criterion (GCONV=1E-8) satisfied.	0.15	7.42	0.000		Algorithm converged.	-0.011	0.012	1.04		Algorithm converged.	0.15	7.34	0.9689		0.96		Algorithm converged.	0.14	6.79
Skin and subcutaneous tissue disorders	Rosacea	<= 60	167	33.7	0	0.0	157	31.5	0	0.0	NE			NE	NE	NE		NE	NE	NE	NE		NE	NE	NE	NE	NE	NE		NE	NE	NE
Skin and subcutaneous tissue disorders	Rosacea	> 60	328	66.3	0	0.0	341	68.5	1	0.3		*	Quasi-complete separation of data points detected.				*	ERROR: The mean parameter is either invalid or at a limit of its range for some observations.			0.00		Algorithm converged.	0.00	NE	0.9999		>999.99		Algorithm converged.	0.00	NE
Skin and subcutaneous tissue disorders	Sarcoid-like reaction	<= 60	167	33.7	0	0.0	157	31.5	0	0.0	NE			NE	NE	NE		NE	NE	NE	NE		NE	NE	NE	NE	NE	NE		NE	NE	NE
Skin and subcutaneous tissue disorders	Sarcoid-like reaction	> 60	328	66.3	1	0.3	341	68.5	0	0.0		*	Quasi-complete separation of data points detected.				*	WARNING: Negative of Hessian not positive definite.			NE		Algorithm converged.	NE	NE	NE		NE		Algorithm converged.	NE	NE
Skin and subcutaneous tissue disorders	Scar pain	<= 60	167	33.7	1	0.6	157	31.5	0	0.0		*	Quasi-complete separation of data points detected.				*	WARNING: Negative of Hessian not positive definite.			NE		Algorithm converged.	NE	NE	NE	NE	NE		Algorithm converged.	NE	NE
Skin and subcutaneous tissue disorders	Scar pain	> 60	328	66.3	0	0.0	341	68.5	0	0.0	NE			NE	NE	NE		NE	NE	NE	NE		NE	NE	NE	NE		NE		NE	NE	NE
Skin and subcutaneous tissue disorders	Seborrhoeic dermatitis	<= 60	167	33.7	0	0.0	157	31.5	0	0.0	NE			NE	NE	NE		NE	NE	NE	NE		NE	NE	NE	NE	NE	NE		NE	NE	NE
Skin and subcutaneous tissue disorders	Seborrhoeic dermatitis	> 60	328	66.3	0	0.0	341	68.5	1	0.3		*	Quasi-complete separation of data points detected.				*	ERROR: The mean parameter is either invalid or at a limit of its range for some observations.			0.00		Algorithm converged.	0.00	NE	0.9999		>999.99		Algorithm converged.	0.00	NE
Skin and subcutaneous tissue disorders	Skin burning sensation	<= 60	167	33.7	1	0.6	157	31.5	0	0.0		*	Quasi-complete separation of data points detected.				*	WARNING: Negative of Hessian not positive definite.			NE		Algorithm converged.	NE	NE	NE	NE	NE		Algorithm converged.	NE	NE
Skin and subcutaneous tissue disorders	Skin burning sensation	> 60	328	66.3	0	0.0	341	68.5	0	0.0	NE			NE	NE	NE		NE	NE	NE	NE		NE	NE	NE	NE		NE		NE	NE	NE
Skin and subcutaneous tissue disorders	Skin discolouration	<= 60	167	33.7	2	1.2	157	31.5	0	0.0		*	Quasi-complete separation of data points detected.				*	WARNING: Negative of Hessian not positive definite.			NE		Algorithm converged.	NE	NE	NE	0.0107	NE		Algorithm converged.	NE	NE
Skin and subcutaneous tissue disorders	Skin discolouration	> 60	328	66.3	0	0.0	341	68.5	3	0.9		*	Quasi-complete separation of data points detected.				*	ERROR: The mean parameter is either invalid or at a limit of its range for some observations.			0.00		Algorithm converged.	0.00	NE	0.9999		>999.99		Algorithm converged.	0.00	NE
Skin and subcutaneous tissue disorders	Skin disorder	<= 60	167	33.7	0	0.0	157	31.5	0	0.0	NE			NE	NE	NE		NE	NE	NE	NE		NE	NE	NE	NE	NE	NE		NE	NE	NE
Skin and subcutaneous tissue disorders	Skin disorder	> 60	328	66.3	1	0.3	341	68.5	0	0.0		*	Quasi-complete separation of data points detected.				*	WARNING: Negative of Hessian not positive definite.			NE		Algorithm converged.	NE	NE	NE		NE		Algorithm converged.	NE	NE
Skin and subcutaneous tissue disorders	Skin exfoliation	<= 60	167	33.7	1	0.6	157	31.5	0	0.0		*	Quasi-complete separation of data points detected.				*	ERROR: Error in computing the link function, its derivatives, or the variance function.			NE		Algorithm converged.	NE	NE	NE	0.3215	NE		Algorithm converged.	NE	NE
Skin and subcutaneous tissue disorders	Skin exfoliation	> 60	328	66.3	1	0.3	341	68.5	1	0.3	1.04		Convergence criterion (GCONV=1E-8) satisfied.	0.06	16.69	0.000		Algorithm converged.	-0.008	0.008	1.04		Algorithm converged.	0.07	16.55	0.9780		0.96		Algorithm converged.	0.06	15.31
Skin and subcutaneous tissue disorders	Skin fissures	<= 60	167	33.7	0	0.0	157	31.5	1	0.6		*	Quasi-complete separation of data points detected.				*	WARNING: The relative Hessian convergence criterion of 22.107627762 is greater than the limit of 0.0001. The convergence is questionable.			0.00		Algorithm converged.	0.00	NE	0.9999	1.0000	>999.99		Algorithm converged.	0.00	NE
Skin and subcutaneous tissue disorders	Skin fissures	> 60	328	66.3	0	0.0	341	68.5	2	0.6		*	Quasi-complete separation of data points detected.				*	ERROR: The mean parameter is either invalid or at a limit of its range for some observations.			0.00		Algorithm converged.	0.00	NE	0.9999		>999.99		Algorithm converged.	0.00	NE
Skin and subcutaneous tissue disorders	Skin fragility	<= 60	167	33.7	0	0.0	157	31.5	0	0.0	NE			NE	NE	NE		NE	NE	NE	NE		NE	NE	NE	NE	NE	NE		NE	NE	NE
Skin and subcutaneous tissue disorders	Skin fragility	> 60	328	66.3	0	0.0	341	68.5	1	0.3		*	Quasi-complete separation of data points detected.				*	ERROR: The mean parameter is either invalid or at a limit of its range for some observations.			0.00		Algorithm converged.	0.00	NE	0.9999		>999.99		Algorithm converged.	0.00	NE
Skin and subcutaneous tissue disorders	Skin hyperpigmentation	<= 60	167	33.7	1	0.6	157	31.5	1	0.6	0.94		Convergence criterion (GCONV=1E-8) satisfied.	0.06	15.15	0.000		Algorithm converged.	-0.017	0.017	0.94		Algorithm converged.	0.06	14.90	0.9651	0.9598	1.06		Algorithm converged.	0.07	16.86
Skin and subcutaneous tissue disorders	Skin hyperpigmentation	> 60	328	66.3	1	0.3	341	68.5	1	0.3	1.04		Convergence criterion (GCONV=1E-8) satisfied.	0.06	16.69	0.000		Algorithm converged.	-0.008	0.008	1.04		Algorithm converged.	0.07	16.55	0.9780		0.96		Algorithm converged.	0.06	15.31
Skin and subcutaneous tissue disorders	Skin lesion	<= 60	167	33.7	0	0.0	157	31.5	0	0.0	NE			NE	NE	NE		NE	NE	NE	NE		NE	NE	NE	NE	NE	NE		NE	NE	NE
Skin and subcutaneous tissue disorders	Skin lesion	> 60	328	66.3	1	0.3	341	68.5	0	0.0		*	Quasi-complete separation of data points detected.				*	WARNING: Negative of Hessian not positive definite.			NE		Algorithm converged.	NE	NE	NE		NE		Algorithm converged.	NE	NE
Skin and subcutaneous tissue disorders	Skin plaque	<= 60	167	33.7	0	0.0	157	31.5	1	0.6		*	Quasi-complete separation of data points detected.				*	WARNING: The relative Hessian convergence criterion of 22.107627762 is greater than the limit of 0.0001. The convergence is questionable.			0.00		Algorithm converged.	0.00	NE	0.9999	NE	>999.99		Algorithm converged.	0.00	NE
Skin and subcutaneous tissue disorders	Skin plaque	> 60	328	66.3	0	0.0	341	68.5	0	0.0	NE			NE	NE	NE		NE	NE	NE	NE		NE	NE	NE	NE		NE		NE	NE	NE
Skin and subcutaneous tissue disorders	Skin striae	<= 60	167	33.7	1	0.6	157	31.5	0	0.0		*	Quasi-complete separation of data points detected.				*	WARNING: Negative of Hessian not positive definite.			NE		Algorithm converged.	NE	NE	NE	NE	NE		Algorithm converged.	NE	NE
Skin and subcutaneous tissue disorders	Skin striae	> 60	328	66.3	0	0.0	341	68.5	0	0.0	NE			NE	NE	NE		NE	NE	NE	NE		NE	NE	NE	NE		NE		NE	NE	NE
Skin and subcutaneous tissue disorders	Skin ulcer	<= 60	167	33.7	2	1.2	157	31.5	0	0.0		*	Quasi-complete separation of data points detected.				*	WARNING: Negative of Hessian not positive definite.			NE		Algorithm converged.	NE	NE	NE	0.2923	NE		Algorithm converged.	NE	NE
Skin and subcutaneous tissue disorders	Skin ulcer	> 60	328	66.3	2	0.6	341	68.5	1	0.3	2.09		Convergence criterion (GCONV=1E-8) satisfied.	0.19	23.11	0.003		Algorithm converged.	-0.007	0.013	2.08		Algorithm converged.	0.19	22.82	0.5493		0.48		Algorithm converged.	0.04	5.28
Skin and subcutaneous tissue disorders	Superficial inflammatory dermatosis	<= 60	167	33.7	0	0.0	157	31.5	0	0.0	NE			NE	NE	NE		NE	NE	NE	NE		NE	NE	NE	NE	NE	NE		NE	NE	NE
Skin and subcutaneous tissue disorders	Superficial inflammatory dermatosis	> 60	328	66.3	1	0.3	341	68.5	0	0.0		*	Quasi-complete separation of data points detected.				*	WARNING: Negative of Hessian not positive definite.			NE		Algorithm converged.	NE	NE	NE		NE		Algorithm converged.	NE	NE
Skin and subcutaneous tissue disorders	Toxic skin eruption	<= 60	167	33.7	0	0.0	157	31.5	0	0.0	NE			NE	NE	NE		NE	NE	NE	NE		NE	NE	NE	NE	NE	NE		NE	NE	NE
Skin and subcutaneous tissue disorders	Toxic skin eruption	> 60	328	66.3	2	0.6	341	68.5	0	0.0		*	Quasi-complete separation of data points detected.				*	WARNING: Negative of Hessian not positive definite.			NE		Algorithm converged.	NE	NE	NE		NE		Algorithm converged.	NE	NE
Skin and subcutaneous tissue disorders	Trichodynia	<= 60	167	33.7	1	0.6	157	31.5	0	0.0		*	Quasi-complete separation of data points detected.				*	ERROR: Error in computing the link function, its derivatives, or the variance function.			NE		Algorithm converged.	NE	NE	NE	NE	NE		Algorithm converged.	NE	NE
Skin and subcutaneous tissue disorders	Trichodynia	> 60	328	66.3	0	0.0	341	68.5	0	0.0	NE			NE	NE	NE		NE	NE	NE	NE		NE	NE	NE	NE		NE		NE	NE	NE
Skin and subcutaneous tissue disorders	Urticaria	<= 60	167	33.7	3	1.8	157	31.5	7	4.5	0.39		Convergence criterion (GCONV=1E-8) satisfied.	0.10	1.54	-0.027		Algorithm converged.	-0.065	0.011	0.40		Algorithm converged.	0.11	1.53	0.1820	0.9726	2.48		Algorithm converged.	0.65	9.43
Skin and subcutaneous tissue disorders	Urticaria	> 60	328	66.3	3	0.9	341	68.5	8	2.3	0.38		Convergence criterion (GCONV=1E-8) satisfied.	0.10	1.46	-0.014		Algorithm converged.	-0.033	0.005	0.39		Algorithm converged.	0.10	1.46	0.1614		2.57		Algorithm converged.	0.69	9.58
Skin and subcutaneous tissue disorders	Vitiligo	<= 60	167	33.7	0	0.0	157	31.5	0	0.0	NE			NE	NE	NE		NE	NE	NE	NE		NE	NE	NE	NE	NE	NE		NE	NE	NE
Skin and subcutaneous tissue disorders	Vitiligo	> 60	328	66.3	0	0.0	341	68.5	1	0.3		*	Quasi-complete separation of data points detected.				*	ERROR: The mean parameter is either invalid or at a limit of its range for some observations.			0.00		Algorithm converged.	0.00	NE	0.9999		>999.99		Algorithm converged.	0.00	NE
Surgical and medical procedures		<= 60	167	33.7	0	0.0	157	31.5	0	0.0	NE			NE	NE	NE		NE	NE	NE	NE		NE	NE	NE	NE	1.0000	NE		NE	NE	NE
Surgical and medical procedures		> 60	328	66.3	1	0.3	341	68.5	1	0.3	1.04		Convergence criterion (GCONV=1E-8) satisfied.	0.06	16.69	0.000		Algorithm converged.	-0.008	0.008	1.04		Algorithm converged.	0.07	16.55	0.9780		0.96		Algorithm converged.	0.06	15.31
Surgical and medical procedures	Sinus operation	<= 60	167	33.7	0	0.0	157	31.5	0	0.0	NE			NE	NE	NE		NE	NE	NE	NE		NE	NE	NE	NE	1.0000	NE		NE	NE	NE
Surgical and medical procedures	Sinus operation	> 60	328	66.3	1	0.3	341	68.5	1	0.3	1.04		Convergence criterion (GCONV=1E-8) satisfied.	0.06	16.69	0.000		Algorithm converged.	-0.008	0.008	1.04		Algorithm converged.	0.07	16.55	0.9780		0.96		Algorithm converged.	0.06	15.31
Vascular disorders		<= 60	167	33.7	30	18.0	157	31.5	19	12.1	1.59		Convergence criterion (GCONV=1E-8) satisfied.	0.85	2.96	0.059		Algorithm converged.	-0.019	0.136	1.48		Algorithm converged.	0.87	2.53	0.1454	0.0164	0.67		Algorithm converged.	0.40	1.15
Vascular disorders		> 60	328	66.3	46	14.0	341	68.5	69	20.2	0.64		Convergence criterion (GCONV=1E-8) satisfied.	0.43	0.97	-0.062		Algorithm converged.	-0.119	-0.005	0.69		Algorithm converged.	0.49	0.97	0.0351		1.44		Algorithm converged.	1.03	2.03
Vascular disorders	Aortic aneurysm	<= 60	167	33.7	0	0.0	157	31.5	0	0.0	NE			NE	NE	NE		NE	NE	NE	NE		NE	NE	NE	NE	NE	NE		NE	NE	NE
Vascular disorders	Aortic aneurysm	> 60	328	66.3	0	0.0	341	68.5	1	0.3		*	Quasi-complete separation of data points detected.				*	ERROR: The mean parameter is either invalid or at a limit of its range for some observations.			0.00		Algorithm converged.	0.00	NE	0.9999		>999.99		Algorithm converged.	0.00	NE
Vascular disorders	Circulatory collapse	<= 60	167	33.7	0	0.0	157	31.5	1	0.6		*	Quasi-complete separation of data points detected.				*	WARNING: The relative Hessian convergence criterion of 22.107627762 is greater than the limit of 0.0001. The convergence is questionable.			0.00		Algorithm converged.	0.00	NE	0.9999	NE	>999.99		Algorithm converged.	0.00	NE
Vascular disorders	Circulatory collapse	> 60	328	66.3	0	0.0	341	68.5	0	0.0	NE			NE	NE	NE		NE	NE	NE	NE		NE	NE	NE	NE		NE		NE	NE	NE
Vascular disorders	Deep vein thrombosis	<= 60	167	33.7	3	1.8	157	31.5	2	1.3	1.42		Convergence criterion (GCONV=1E-8) satisfied.	0.23	8.60	0.005		Algorithm converged.	-0.021	0.032	1.41		Algorithm converged.	0.24	8.33	0.7044	0.5765	0.71		Algorithm converged.	0.12	4.19
Vascular disorders	Deep vein thrombosis	> 60	328	66.3	2	0.6	341	68.5	3	0.9	0.69		Convergence criterion (GCONV=1E-8) satisfied.	0.11	4.16	-0.003		Algorithm converged.	-0.016	0.010	0.69		Algorithm converged.	0.12	4.12	0.6869		1.44		Algorithm converged.	0.24	8.58
Vascular disorders	Embolism	<= 60	167	33.7	0	0.0	157	31.5	1	0.6		*	Quasi-complete separation of data points detected.				*	WARNING: The relative Hessian convergence criterion of 22.107627762 is greater than the limit of 0.0001. The convergence is questionable.			0.00		Algorithm converged.	0.00	NE	0.9999	0.4592	>999.99		Algorithm converged.	0.00	NE
Vascular disorders	Embolism	> 60	328	66.3	1	0.3	341	68.5	3	0.9	0.34		Convergence criterion (GCONV=1E-8) satisfied.	0.04	3.33	-0.006		Algorithm converged.	-0.017	0.006	0.35		Algorithm converged.	0.04	3.31	0.3577		2.89		Algorithm converged.	0.30	27.60
Vascular disorders	Flushing	<= 60	167	33.7	1	0.6	157	31.5	3	1.9	0.31		Convergence criterion (GCONV=1E-8) satisfied.	0.03	3.00	-0.013		Algorithm converged.	-0.038	0.011	0.31		Algorithm converged.	0.03	2.98	0.3127	0.7020	3.19		Algorithm converged.	0.34	30.36
Vascular disorders	Flushing	> 60	328	66.3	3	0.9	341	68.5	6	1.8	0.52		Convergence criterion (GCONV=1E-8) satisfied.	0.13	2.08	-0.008		Algorithm converged.	-0.026	0.009	0.52		Algorithm converged.	0.13	2.06	0.3519		1.92		Algorithm converged.	0.49	7.63
Vascular disorders	Haematoma	<= 60	167	33.7	2	1.2	157	31.5	0	0.0		*	Quasi-complete separation of data points detected.				*	WARNING: Negative of Hessian not positive definite.			NE		Algorithm converged.	NE	NE	NE	0.2148	NE		Algorithm converged.	NE	NE
Vascular disorders	Haematoma	> 60	328	66.3	3	0.9	341	68.5	2	0.6	1.56		Convergence criterion (GCONV=1E-8) satisfied.	0.26	9.42	0.003		Algorithm converged.	-0.010	0.016	1.56		Algorithm converged.	0.26	9.27	0.6252		0.64		Algorithm converged.	0.11	3.81
Vascular disorders	Haemorrhage	<= 60	167	33.7	0	0.0	157	31.5	0	0.0	NE			NE	NE	NE		NE	NE	NE	NE		NE	NE	NE	NE	NE	NE		NE	NE	NE
Vascular disorders	Haemorrhage	> 60	328	66.3	0	0.0	341	68.5	2	0.6		*	Quasi-complete separation of data points detected.				*	ERROR: The mean parameter is either invalid or at a limit of its range for some observations.			0.00		Algorithm converged.	0.00	NE	0.9999		>999.99		Algorithm converged.	0.00	NE
Vascular disorders	Hot flush	<= 60	167	33.7	3	1.8	157	31.5	6	3.8	0.46		Convergence criterion (GCONV=1E-8) satisfied.	0.11	1.87	-0.020		Algorithm converged.	-0.056	0.016	0.47		Algorithm converged.	0.12	1.85	0.2797	0.6235	2.13		Algorithm converged.	0.54	8.36
Vascular disorders	Hot flush	> 60	328	66.3	3	0.9	341	68.5	4	1.2	0.78		Convergence criterion (GCONV=1E-8) satisfied.	0.17	3.50	-0.003		Algorithm converged.	-0.018	0.013	0.78		Algorithm converged.	0.18	3.46	0.7433		1.28		Algorithm converged.	0.29	5.69
Vascular disorders	Hypertension	<= 60	167	33.7	8	4.8	157	31.5	1	0.6	7.85		Convergence criterion (GCONV=1E-8) satisfied.	0.97	63.48	0.042		Algorithm converged.	0.007	0.076	7.52		Algorithm converged.	0.95	59.45	0.0558	0.0010	0.13		Algorithm converged.	0.02	1.05
Vascular disorders	Hypertension	> 60	328	66.3	9	2.7	341	68.5	23	6.7	0.39		Convergence criterion (GCONV=1E-8) satisfied.	0.18	0.86	-0.040		Algorithm converged.	-0.072	-0.008	0.41		Algorithm converged.	0.19	0.87	0.0196		2.46		Algorithm converged.	1.15	5.23
Vascular disorders	Hypertensive crisis	<= 60	167	33.7	0	0.0	157	31.5	0	0.0	NE			NE	NE	NE		NE	NE	NE	NE		NE	NE	NE	NE	NE	NE		NE	NE	NE
Vascular disorders	Hypertensive crisis	> 60	328	66.3	0	0.0	341	68.5	1	0.3		*	Quasi-complete separation of data points detected.				*	ERROR: The mean parameter is either invalid or at a limit of its range for some observations.			0.00		Algorithm converged.	0.00	NE	0.9999		>999.99		Algorithm converged.	0.00	NE
Vascular disorders	Hypotension	<= 60	167	33.7	8	4.8	157	31.5	2	1.3	3.90		Convergence criterion (GCONV=1E-8) satisfied.	0.82	18.65	0.035		Algorithm converged.	-0.002	0.072	3.76		Algorithm converged.	0.81	17.44	0.0906	0.0143	0.27		Algorithm converged.	0.06	1.23
Vascular disorders	Hypotension	> 60	328	66.3	10	3.0	341	68.5	19	5.6	0.53		Convergence criterion (GCONV=1E-8) satisfied.	0.24	1.16	-0.025		Algorithm converged.	-0.056	0.005	0.55		Algorithm converged.	0.26	1.16	0.1154		1.83		Algorithm converged.	0.86	3.87
Vascular disorders	Hypovolaemic shock	<= 60	167	33.7	0	0.0	157	31.5	0	0.0	NE			NE	NE	NE		NE	NE	NE	NE		NE	NE	NE	NE	NE	NE		NE	NE	NE
Vascular disorders	Hypovolaemic shock	> 60	328	66.3	0	0.0	341	68.5	1	0.3		*	Quasi-complete separation of data points detected.				*	ERROR: The mean parameter is either invalid or at a limit of its range for some observations.			0.00		Algorithm converged.	0.00	NE	0.9999		>999.99		Algorithm converged.	0.00	NE
Vascular disorders	Jugular vein thrombosis	<= 60	167	33.7	2	1.2	157	31.5	0	0.0		*	Quasi-complete separation of data points detected.				*	WARNING: Negative of Hessian not positive definite.			NE		Algorithm converged.	NE	NE	NE	0.1605	NE		Algorithm converged.	NE	NE
Vascular disorders	Jugular vein thrombosis	> 60	328	66.3	2	0.6	341	68.5	2	0.6	1.04		Convergence criterion (GCONV=1E-8) satisfied.	0.15	7.42	0.000		Algorithm converged.	-0.011	0.012	1.04		Algorithm converged.	0.15	7.34	0.9689		0.96		Algorithm converged.	0.14	6.79
Vascular disorders	Lymphoedema	<= 60	167	33.7	1	0.6	157	31.5	0	0.0		*	Quasi-complete separation of data points detected.				*	ERROR: Error in computing the link function, its derivatives, or the variance function.			NE		Algorithm converged.	NE	NE	NE	NE	NE		Algorithm converged.	NE	NE
Vascular disorders	Lymphoedema	> 60	328	66.3	0	0.0	341	68.5	0	0.0	NE			NE	NE	NE		NE	NE	NE	NE		NE	NE	NE	NE		NE		NE	NE	NE
Vascular disorders	Orthostatic hypotension	<= 60	167	33.7	0	0.0	157	31.5	0	0.0	NE			NE	NE	NE		NE	NE	NE	NE		NE	NE	NE	NE	NE	NE		NE	NE	NE

Vascular disorders	Orthostatic hypotension	> 60	328	66.3	1	0.3	341	68.5	0	0.0		*	Quasi-complete separation of data points detected.				*	WARNING: Negative of Hessian not positive definite.			NE		Algorithm converged.	NE	NE	NE		NE		Algorithm converged.	NE	NE
Vascular disorders	Pallor	<= 60	167	33.7	0	0.0	157	31.5	0	0.0	NE			NE	NE	NE		NE	NE	NE	NE		NE	NE	NE	NE	NE	NE		NE	NE	NE
Vascular disorders	Pallor	> 60	328	66.3	0	0.0	341	68.5	1	0.3		*	Quasi-complete separation of data points detected.				*	ERROR: The mean parameter is either invalid or at a limit of its range for some observations.			0.00		Algorithm converged.	0.00	NE	0.9999		>999.99		Algorithm converged.	0.00	NE
Vascular disorders	Pelvic venous thrombosis	<= 60	167	33.7	1	0.6	157	31.5	0	0.0		*	Quasi-complete separation of data points detected.				*	WARNING: Negative of Hessian not positive definite.			NE		Algorithm converged.	NE	NE	NE	NE	NE		Algorithm converged.	NE	NE
Vascular disorders	Pelvic venous thrombosis	> 60	328	66.3	0	0.0	341	68.5	0	0.0	NE			NE	NE	NE		NE	NE	NE	NE		NE	NE	NE	NE		NE		NE	NE	NE
Vascular disorders	Peripheral coldness	<= 60	167	33.7	0	0.0	157	31.5	0	0.0	NE			NE	NE	NE		NE	NE	NE	NE		NE	NE	NE	NE	NE	NE		NE	NE	NE
Vascular disorders	Peripheral coldness	> 60	328	66.3	0	0.0	341	68.5	2	0.6		*	Quasi-complete separation of data points detected.				*	ERROR: The mean parameter is either invalid or at a limit of its range for some observations.			0.00		Algorithm converged.	0.00	NE	0.9999		>999.99		Algorithm converged.	0.00	NE
Vascular disorders	Peripheral embolism	<= 60	167	33.7	0	0.0	157	31.5	0	0.0	NE			NE	NE	NE		NE	NE	NE	NE		NE	NE	NE	NE	NE	NE		NE	NE	NE
Vascular disorders	Peripheral embolism	> 60	328	66.3	1	0.3	341	68.5	0	0.0		*	Quasi-complete separation of data points detected.				*	WARNING: Negative of Hessian not positive definite.			NE		Algorithm converged.	NE	NE	NE		NE		Algorithm converged.	NE	NE
Vascular disorders	Peripheral ischaemia	<= 60	167	33.7	0	0.0	157	31.5	0	0.0	NE			NE	NE	NE		NE	NE	NE	NE		NE	NE	NE	NE	NE	NE		NE	NE	NE
Vascular disorders	Peripheral ischaemia	> 60	328	66.3	0	0.0	341	68.5	1	0.3		*	Quasi-complete separation of data points detected.				*	ERROR: The mean parameter is either invalid or at a limit of its range for some observations.			0.00		Algorithm converged.	0.00	NE	0.9999		>999.99		Algorithm converged.	0.00	NE
Vascular disorders	Peripheral venous disease	<= 60	167	33.7	0	0.0	157	31.5	0	0.0	NE			NE	NE	NE		NE	NE	NE	NE		NE	NE	NE	NE	NE	NE		NE	NE	NE
Vascular disorders	Peripheral venous disease	> 60	328	66.3	0	0.0	341	68.5	1	0.3		*	Quasi-complete separation of data points detected.				*	ERROR: The mean parameter is either invalid or at a limit of its range for some observations.			0.00		Algorithm converged.	0.00	NE	0.9999		>999.99		Algorithm converged.	0.00	NE
Vascular disorders	Phlebitis	<= 60	167	33.7	0	0.0	157	31.5	1	0.6		*	Quasi-complete separation of data points detected.				*	WARNING: The relative Hessian convergence criterion of 22.107627762 is greater than the limit of 0.0001. The convergence is questionable.			0.00		Algorithm converged.	0.00	NE	0.9999	0.2597	>999.99		Algorithm converged.	0.00	NE
Vascular disorders	Phlebitis	> 60	328	66.3	2	0.6	341	68.5	2	0.6	1.04		Convergence criterion (GCONV=1E-8) satisfied.	0.15	7.42	0.000		Algorithm converged.	-0.011	0.012	1.04		Algorithm converged.	0.15	7.34	0.9689		0.96		Algorithm converged.	0.14	6.79
Vascular disorders	Subgaleal haematoma	<= 60	167	33.7	0	0.0	157	31.5	0	0.0	NE			NE	NE	NE		NE	NE	NE	NE		NE	NE	NE	NE	NE	NE		NE	NE	NE
Vascular disorders	Subgaleal haematoma	> 60	328	66.3	0	0.0	341	68.5	1	0.3		*	Quasi-complete separation of data points detected.				*	ERROR: The mean parameter is either invalid or at a limit of its range for some observations.			0.00		Algorithm converged.	0.00	NE	0.9999		>999.99		Algorithm converged.	0.00	NE
Vascular disorders	Superficial vein thrombosis	<= 60	167	33.7	1	0.6	157	31.5	1	0.6	0.94		Convergence criterion (GCONV=1E-8) satisfied.	0.06	15.15	0.000		Algorithm converged.	-0.017	0.017	0.94		Algorithm converged.	0.06	14.90	0.9651	1.0000	1.06		Algorithm converged.	0.07	16.86
Vascular disorders	Superficial vein thrombosis	> 60	328	66.3	0	0.0	341	68.5	0	0.0	NE			NE	NE	NE		NE	NE	NE	NE		NE	NE	NE	NE		NE		NE	NE	NE
Vascular disorders	Systolic hypertension	<= 60	167	33.7	0	0.0	157	31.5	0	0.0	NE			NE	NE	NE		NE	NE	NE	NE		NE	NE	NE	NE	NE	NE		NE	NE	NE
Vascular disorders	Systolic hypertension	> 60	328	66.3	1	0.3	341	68.5	0	0.0		*	Quasi-complete separation of data points detected.				*	WARNING: Negative of Hessian not positive definite.			NE		Algorithm converged.	NE	NE	NE		NE		Algorithm converged.	NE	NE
Vascular disorders	Thrombophlebitis	<= 60	167	33.7	1	0.6	157	31.5	1	0.6	0.94		Convergence criterion (GCONV=1E-8) satisfied.	0.06	15.15	0.000		Algorithm converged.	-0.017	0.017	0.94		Algorithm converged.	0.06	14.90	0.9651	0.8558	1.06		Algorithm converged.	0.07	16.86
Vascular disorders	Thrombophlebitis	> 60	328	66.3	2	0.6	341	68.5	3	0.9	0.69		Convergence criterion (GCONV=1E-8) satisfied.	0.11	4.16	-0.003		Algorithm converged.	-0.016	0.010	0.69		Algorithm converged.	0.12	4.12	0.6869		1.44		Algorithm converged.	0.24	8.58
Vascular disorders	Thrombosis	<= 60	167	33.7	1	0.6	157	31.5	1	0.6	0.94		Convergence criterion (GCONV=1E-8) satisfied.	0.06	15.15	0.000		Algorithm converged.	-0.017	0.017	0.94		Algorithm converged.	0.06	14.90	0.9651	0.9507	1.06		Algorithm converged.	0.07	16.86
Vascular disorders	Thrombosis	> 60	328	66.3	3	0.9	341	68.5	3	0.9	1.04		Convergence criterion (GCONV=1E-8) satisfied.	0.21	5.19	0.000		Algorithm converged.	-0.014	0.015	1.04		Algorithm converged.	0.21	5.11	0.9619		0.96		Algorithm converged.	0.20	4.73
Vascular disorders	Varicose vein	<= 60	167	33.7	1	0.6	157	31.5	0	0.0		*	Quasi-complete separation of data points detected.				*	WARNING: Negative of Hessian not positive definite.			NE		Algorithm converged.	NE	NE	NE	NE	NE		Algorithm converged.	NE	NE
Vascular disorders	Varicose vein	> 60	328	66.3	0	0.0	341	68.5	0	0.0	NE			NE	NE	NE		NE	NE	NE	NE		NE	NE	NE	NE		NE		NE	NE	NE
Vascular disorders	Vascular pain	<= 60	167	33.7	0	0.0	157	31.5	0	0.0	NE			NE	NE	NE		NE	NE	NE	NE		NE	NE	NE	NE	1.0000	NE		NE	NE	NE
Vascular disorders	Vascular pain	> 60	328	66.3	1	0.3	341	68.5	1	0.3	1.04		Convergence criterion (GCONV=1E-8) satisfied.	0.06	16.69	0.000		Algorithm converged.	-0.008	0.008	1.04		Algorithm converged.	0.07	16.55	0.9780		0.96		Algorithm converged.	0.06	15.31
Vascular disorders	Vasculitis	<= 60	167	33.7	0	0.0	157	31.5	0	0.0	NE			NE	NE	NE		NE	NE	NE	NE		NE	NE	NE	NE	NE	NE		NE	NE	NE
Vascular disorders	Vasculitis	> 60	328	66.3	4	1.2	341	68.5	0	0.0		*	Quasi-complete separation of data points detected.				*	WARNING: Negative of Hessian not positive definite.			NE		Algorithm converged.	NE	NE	NE		NE		Algorithm converged.	NE	NE
Vascular disorders	Vein disorder	<= 60	167	33.7	0	0.0	157	31.5	0	0.0	NE			NE	NE	NE		NE	NE	NE	NE		NE	NE	NE	NE	NE	NE		NE	NE	NE
Vascular disorders	Vein disorder	> 60	328	66.3	1	0.3	341	68.5	0	0.0		*	Quasi-complete separation of data points detected.				*	WARNING: Negative of Hessian not positive definite.			NE		Algorithm converged.	NE	NE	NE		NE		Algorithm converged.	NE	NE
Vascular disorders	Venous thrombosis	<= 60	167	33.7	0	0.0	157	31.5	0	0.0	NE			NE	NE	NE		NE	NE	NE	NE		NE	NE	NE	NE	1.0000	NE		NE	NE	NE
Vascular disorders	Venous thrombosis	> 60	328	66.3	1	0.3	341	68.5	1	0.3	1.04		Convergence criterion (GCONV=1E-8) satisfied.	0.06	16.69	0.000		Algorithm converged.	-0.008	0.008	1.04		Algorithm converged.	0.07	16.55	0.9780		0.96		Algorithm converged.	0.06	15.31
Vascular disorders	Venous thrombosis limb	<= 60	167	33.7	0	0.0	157	31.5	0	0.0	NE			NE	NE	NE		NE	NE	NE	NE		NE	NE	NE	NE	NE	NE		NE	NE	NE
Vascular disorders	Venous thrombosis limb	> 60	328	66.3	1	0.3	341	68.5	0	0.0		*	Quasi-complete separation of data points detected.				*	WARNING: Negative of Hessian not positive definite.			NE		Algorithm converged.	NE	NE	NE		NE		Algorithm converged.	NE	NE

Includes treatment-emergent AEs during AE reporting period only, which is defined as new or worsening AE from the first dose of any study drug through 90 days after the last dose of any study drug or prior to NALT, whichever is earlier.
Test for interaction based on RR (Log-binomial regression)
* indicates convergence problem. Result is uninterpretable.
Clinical cut-off: 15JUN2022

Program: root/clinical_studies/RO5541077/CDPT7884/GO39942/data_analysis/ACE_FINAL_OS/prod/program/t_ae_raw_soc.sas
Output: root/clinical_studies/RO5541077/CDPT7884/GO39942/data_analysis/ACE_FINAL_OS/prod/output/t_ae_raw_soc_sg2_AE_SE_POOLED_15JUN2022_39942.xls
08FEB2023 17:30

POPULATION: Global and China Extension Population, Safety-Evaluable Population
ENDPOINT: Any AEs
MODEL: Unstratified analysis
STUDY: GO39942
Dichotomous Analysis by Subgroups (Safety)

IPI score at Screening

			Polatuzumab Vedotin + R-CHP (N=495)				R-CHOP (N=498)				Polatuzumab Vedotin + R-CHP vs. R-CHOP																	R-CHOP vs. Polatuzumab Vedotin + R-CHP				
			Patients		Patients with Event		Patients		Patients with Event		Odds Ratio					Absolute Risk Difference					Relative Risk							Relative Risk				
MedDRA System Organ Class	MedDRA Preferred Term	Level	n	%	n	%	n	%	n	%	Odds Ratio		Convergence Reason	95% Lower CL	95% Upper CL	Absolute Risk		Convergence Reason	95% Lower CL	95% Upper CL	Relative Risk		Convergence Reason	95% Lower CL	95% Upper CL	p-value (Wald)	Interaction Test p-value (likelihood ratio)	Relative Risk		Convergence Reason	95% Lower CL	95% Upper CL
Blood and lymphatic system disorders		1-2	187	37.8	101	54.0	187	37.6	93	49.7	1.19		Convergence criterion (GCONV=1E-8) satisfied.	0.79	1.78	0.043		Algorithm converged.	-0.058	0.144	1.09		Algorithm converged.	0.89	1.32	0.4083	0.5392	0.92		Algorithm converged.	0.76	1.12
Blood and lymphatic system disorders		3	196	39.6	104	53.1	186	37.3	95	51.1	1.08		Convergence criterion (GCONV=1E-8) satisfied.	0.72	1.62	0.020		Algorithm converged.	-0.080	0.120	1.04		Algorithm converged.	0.86	1.26	0.6980		0.96		Algorithm converged.	0.79	1.17
Blood and lymphatic system disorders		4-5	112	22.6	76	67.9	125	25.1	70	56.0	1.66		Convergence criterion (GCONV=1E-8) satisfied.	0.98	2.82	0.119		Algorithm converged.	-0.004	0.241	1.21		Algorithm converged.	0.99	1.48	0.0611		0.83		Algorithm converged.	0.68	1.01
Blood and lymphatic system disorders	Agranulocytosis	1-2	187	37.8	0	0.0	187	37.6	0	0.0	NE			NE	NE	NE		NE	NE	NE	NE		NE	NE	NE	NE	NE	NE		NE	NE	NE
Blood and lymphatic system disorders	Agranulocytosis	3	196	39.6	0	0.0	186	37.3	1	0.5		*	Quasi-complete separation of data points detected.				*	ERROR: Error in computing the link function, its derivatives, or the variance function.			0.00		Algorithm converged.	0.00	NE	1.0000		>999.99		Algorithm converged.	0.00	NE
Blood and lymphatic system disorders	Agranulocytosis	4-5	112	22.6	0	0.0	125	25.1	0	0.0	NE			NE	NE	NE		NE	NE	NE	NE		NE	NE	NE	NE		NE		NE	NE	NE
Blood and lymphatic system disorders	Anaemia	1-2	187	37.8	52	27.8	187	37.6	51	27.3	1.03		Convergence criterion (GCONV=1E-8) satisfied.	0.65	1.62	0.005		Algorithm converged.	-0.085	0.096	1.02		Algorithm converged.	0.73	1.42	0.9079	0.7004	0.98		Algorithm converged.	0.71	1.36
Blood and lymphatic system disorders	Anaemia	3	196	39.6	65	33.2	186	37.3	50	26.9	1.35		Convergence criterion (GCONV=1E-8) satisfied.	0.87	2.10	0.063		Algorithm converged.	-0.029	0.154	1.23		Algorithm converged.	0.91	1.68	0.1833		0.81		Algorithm converged.	0.59	1.10
Blood and lymphatic system disorders	Anaemia	4-5	112	22.6	47	42.0	125	25.1	45	36.0	1.29		Convergence criterion (GCONV=1E-8) satisfied.	0.76	2.17	0.060		Algorithm converged.	-0.065	0.184	1.17		Algorithm converged.	0.85	1.60	0.3470		0.86		Algorithm converged.	0.62	1.18
Blood and lymphatic system disorders	Aplasia pure red cell	1-2	187	37.8	0	0.0	187	37.6	0	0.0	NE			NE	NE	NE		NE	NE	NE	NE		NE	NE	NE	NE	1.0000	NE		NE	NE	NE
Blood and lymphatic system disorders	Aplasia pure red cell	3	196	39.6	0	0.0	186	37.3	0	0.0	NE			NE	NE	NE		NE	NE	NE	NE		NE	NE	NE	NE		NE		NE	NE	NE
Blood and lymphatic system disorders	Aplasia pure red cell	4-5	112	22.6	1	0.9	125	25.1	1	0.8	1.12		Convergence criterion (GCONV=1E-8) satisfied.	0.07	18.07	0.001		Algorithm converged.	-0.022	0.024	1.12		Algorithm converged.	0.07	17.63	0.9378		0.90		Algorithm converged.	0.06	14.16
Blood and lymphatic system disorders	Cytopenia	1-2	187	37.8	0	0.0	187	37.6	0	0.0	NE			NE	NE	NE		NE	NE	NE	NE		NE	NE	NE	NE	NE	NE		NE	NE	NE
Blood and lymphatic system disorders	Cytopenia	3	196	39.6	1	0.5	186	37.3	1	0.5	0.95		Convergence criterion (GCONV=1E-8) satisfied.	0.06	15.28	0.000		Algorithm converged.	-0.015	0.014	0.95		Algorithm converged.	0.06	15.06	0.9704		1.05		Algorithm converged.	0.07	16.72
Blood and lymphatic system disorders	Cytopenia	4-5	112	22.6	0	0.0	125	25.1	0	0.0	NE			NE	NE	NE		NE	NE	NE	NE		NE	NE	NE	NE		NE		NE	NE	NE
Blood and lymphatic system disorders	Erythropenia	1-2	187	37.8	0	0.0	187	37.6	1	0.5		*	Quasi-complete separation of data points detected.				*	ERROR: Error in computing the link function, its derivatives, or the variance function.			0.00		Algorithm converged.	0.00	NE	0.9999	NE	>999.99		Algorithm converged.	0.00	NE
Blood and lymphatic system disorders	Erythropenia	3	196	39.6	0	0.0	186	37.3	0	0.0	NE			NE	NE	NE		NE	NE	NE	NE		NE	NE	NE	NE		NE		NE	NE	NE
Blood and lymphatic system disorders	Erythropenia	4-5	112	22.6	0	0.0	125	25.1	0	0.0	NE			NE	NE	NE		NE	NE	NE	NE		NE	NE	NE	NE		NE		NE	NE	NE
Blood and lymphatic system disorders	Febrile bone marrow aplasia	1-2	187	37.8	0	0.0	187	37.6	1	0.5		*	Quasi-complete separation of data points detected.				*	ERROR: Error in computing the link function, its derivatives, or the variance function.			0.00		Algorithm converged.	0.00	NE	0.9999	NE	>999.99		Algorithm converged.	0.00	NE
Blood and lymphatic system disorders	Febrile bone marrow aplasia	3	196	39.6	0	0.0	186	37.3	0	0.0	NE			NE	NE	NE		NE	NE	NE	NE		NE	NE	NE	NE		NE		NE	NE	NE
Blood and lymphatic system disorders	Febrile bone marrow aplasia	4-5	112	22.6	1	0.9	125	25.1	1	0.8	1.12		Convergence criterion (GCONV=1E-8) satisfied.	0.07	18.07	0.001		Algorithm converged.	-0.022	0.024	1.12		Algorithm converged.	0.07	17.63	0.9378		0.90		Algorithm converged.	0.06	14.16
Blood and lymphatic system disorders	Febrile neutropenia	1-2	187	37.8	21	11.2	187	37.6	12	6.4	1.84		Convergence criterion (GCONV=1E-8) satisfied.	0.88	3.87	0.048		Algorithm converged.	-0.009	0.105	1.75		Algorithm converged.	0.89	3.45	0.1066	0.6019	0.57		Algorithm converged.	0.29	1.13
Blood and lymphatic system disorders	Febrile neutropenia	3	196	39.6	25	12.8	186	37.3	17	9.1	1.45		Convergence criterion (GCONV=1E-8) satisfied.	0.76	2.79	0.036		Algorithm converged.	-0.026	0.099	1.40		Algorithm converged.	0.78	2.50	0.2621		0.72		Algorithm converged.	0.40	1.28
Blood and lymphatic system disorders	Febrile neutropenia	4-5	112	22.6	20	17.9	125	25.1	10	8.0	2.50		Convergence criterion (GCONV=1E-8) satisfied.	1.12	5.60	0.099		Algorithm converged.	0.013	0.184	2.23		Algorithm converged.	1.09	4.56	0.0277		0.45		Algorithm converged.	0.22	0.92
Blood and lymphatic system disorders	Granulocytopenia	1-2	187	37.8	0	0.0	187	37.6	0	0.0	NE			NE	NE	NE		NE	NE	NE	NE		NE	NE	NE	NE	NE	NE		NE	NE	NE
Blood and lymphatic system disorders	Granulocytopenia	3	196	39.6	0	0.0	186	37.3	1	0.5		*	Quasi-complete separation of data points detected.				*	ERROR: Error in computing the link function, its derivatives, or the variance function.			0.00		Algorithm converged.	0.00	NE	1.0000		>999.99		Algorithm converged.	0.00	NE
Blood and lymphatic system disorders	Granulocytopenia	4-5	112	22.6	0	0.0	125	25.1	0	0.0	NE			NE	NE	NE		NE	NE	NE	NE		NE	NE	NE	NE		NE		NE	NE	NE
Blood and lymphatic system disorders	Hypofibrinogenaemia	1-2	187	37.8	0	0.0	187	37.6	0	0.0	NE			NE	NE	NE		NE	NE	NE	NE		NE	NE	NE	NE	NE	NE		NE	NE	NE
Blood and lymphatic system disorders	Hypofibrinogenaemia	3	196	39.6	1	0.5	186	37.3	0	0.0		*	Quasi-complete separation of data points detected.				*	ERROR: The mean parameter is either invalid or at a limit of its range for some observations.			NE		Algorithm converged.	NE	NE	NE		NE		Algorithm converged.	NE	NE
Blood and lymphatic system disorders	Hypofibrinogenaemia	4-5	112	22.6	0	0.0	125	25.1	1	0.8		*	Quasi-complete separation of data points detected.				*	WARNING: The relative Hessian convergence criterion of 16.316112867 is greater than the limit of 0.0001. The convergence is questionable.			0.00		Algorithm converged.	0.00	NE	0.9999		>999.99		Algorithm converged.	0.00	NE
Blood and lymphatic system disorders	Increased tendency to bruise	1-2	187	37.8	0	0.0	187	37.6	0	0.0	NE			NE	NE	NE		NE	NE	NE	NE		NE	NE	NE	NE	NE	NE		NE	NE	NE
Blood and lymphatic system disorders	Increased tendency to bruise	3	196	39.6	0	0.0	186	37.3	1	0.5		*	Quasi-complete separation of data points detected.				*	ERROR: Error in computing the link function, its derivatives, or the variance function.			0.00		Algorithm converged.	0.00	NE	1.0000		>999.99		Algorithm converged.	0.00	NE
Blood and lymphatic system disorders	Increased tendency to bruise	4-5	112	22.6	1	0.9	125	25.1	0	0.0		*	Quasi-complete separation of data points detected.				*	WARNING: The relative Hessian convergence criterion of 18.712481934 is greater than the limit of 0.0001. The convergence is questionable.			NE		Algorithm converged.	NE	NE	NE		NE		Algorithm converged.	NE	NE
Blood and lymphatic system disorders	Iron deficiency anaemia	1-2	187	37.8	0	0.0	187	37.6	1	0.5		*	Quasi-complete separation of data points detected.				*	ERROR: Error in computing the link function, its derivatives, or the variance function.			0.00		Algorithm converged.	0.00	NE	0.9999	NE	>999.99		Algorithm converged.	0.00	NE
Blood and lymphatic system disorders	Iron deficiency anaemia	3	196	39.6	0	0.0	186	37.3	1	0.5		*	Quasi-complete separation of data points detected.				*	ERROR: Error in computing the link function, its derivatives, or the variance function.			0.00		Algorithm converged.	0.00	NE	1.0000		>999.99		Algorithm converged.	0.00	NE
Blood and lymphatic system disorders	Iron deficiency anaemia	4-5	112	22.6	0	0.0	125	25.1	0	0.0	NE			NE	NE	NE		NE	NE	NE	NE		NE	NE	NE	NE		NE		NE	NE	NE
Blood and lymphatic system disorders	Leukocytosis	1-2	187	37.8	0	0.0	187	37.6	2	1.1		*	Quasi-complete separation of data points detected.				*	ERROR: Error in computing the link function, its derivatives, or the variance function.			0.00		Algorithm converged.	0.00	NE	0.9999	NE	>999.99		Algorithm converged.	0.00	NE
Blood and lymphatic system disorders	Leukocytosis	3	196	39.6	1	0.5	186	37.3	2	1.1	0.47		Convergence criterion (GCONV=1E-8) satisfied.	0.04	5.25	-0.006		Algorithm converged.	-0.024	0.012	0.47		Algorithm converged.	0.04	5.19	0.5413		2.11		Algorithm converged.	0.19	23.05
Blood and lymphatic system disorders	Leukocytosis	4-5	112	22.6	0	0.0	125	25.1	0	0.0	NE			NE	NE	NE		NE	NE	NE	NE		NE	NE	NE	NE		NE		NE	NE	NE
Blood and lymphatic system disorders	Leukopenia	1-2	187	37.8	12	6.4	187	37.6	15	8.0	0.79		Convergence criterion (GCONV=1E-8) satisfied.	0.36	1.73	-0.016		Algorithm converged.	-0.068	0.036	0.80		Algorithm converged.	0.38	1.66	0.5499	0.2489	1.25		Algorithm converged.	0.60	2.60
Blood and lymphatic system disorders	Leukopenia	3	196	39.6	17	8.7	186	37.3	23	12.4	0.67		Convergence criterion (GCONV=1E-8) satisfied.	0.35	1.30	-0.037		Algorithm converged.	-0.098	0.025	0.70		Algorithm converged.	0.39	1.27	0.2419		1.43		Algorithm converged.	0.79	2.58
Blood and lymphatic system disorders	Leukopenia	4-5	112	22.6	15	13.4	125	25.1	11	8.8	1.60		Convergence criterion (GCONV=1E-8) satisfied.	0.70	3.65	0.046		Algorithm converged.	-0.034	0.126	1.52		Algorithm converged.	0.73	3.17	0.2628		0.66		Algorithm converged.	0.32	1.37
Blood and lymphatic system disorders	Lymph node pain	1-2	187	37.8	1	0.5	187	37.6	1	0.5	1.00		Convergence criterion (GCONV=1E-8) satisfied.	0.06	16.11	0.000		Algorithm converged.	-0.015	0.015	1.00		Algorithm converged.	0.06	15.87	1.0000	0.5815	1.00		Algorithm converged.	0.06	15.87
Blood and lymphatic system disorders	Lymph node pain	3	196	39.6	0	0.0	186	37.3	1	0.5		*	Quasi-complete separation of data points detected.				*	ERROR: Error in computing the link function, its derivatives, or the variance function.			0.00		Algorithm converged.	0.00	NE	1.0000		>999.99		Algorithm converged.	0.00	NE
Blood and lymphatic system disorders	Lymph node pain	4-5	112	22.6	0	0.0	125	25.1	0	0.0	NE			NE	NE	NE		NE	NE	NE	NE		NE	NE	NE	NE		NE		NE	NE	NE
Blood and lymphatic system disorders	Lymphadenopathy	1-2	187	37.8	1	0.5	187	37.6	0	0.0		*	Quasi-complete separation of data points detected.				*	ERROR: The mean parameter is either invalid or at a limit of its range for some observations.			NE		Algorithm converged.	NE	NE	NE	0.3982	NE		Algorithm converged.	NE	NE
Blood and lymphatic system disorders	Lymphadenopathy	3	196	39.6	1	0.5	186	37.3	1	0.5	0.95		Convergence criterion (GCONV=1E-8) satisfied.	0.06	15.28	0.000		Algorithm converged.	-0.015	0.014	0.95		Algorithm converged.	0.06	15.06	0.9704		1.05		Algorithm converged.	0.07	16.72
Blood and lymphatic system disorders	Lymphadenopathy	4-5	112	22.6	1	0.9	125	25.1	0	0.0		*	Quasi-complete separation of data points detected.				*	WARNING: The relative Hessian convergence criterion of 18.712481867 is greater than the limit of 0.0001. The convergence is questionable.			NE		Algorithm converged.	NE	NE	NE		NE		Algorithm converged.	NE	NE
Blood and lymphatic system disorders	Lymphopenia	1-2	187	37.8	5	2.7	187	37.6	7	3.7	0.71		Convergence criterion (GCONV=1E-8) satisfied.	0.22	2.27	-0.011		Algorithm converged.	-0.046	0.025	0.71		Algorithm converged.	0.23	2.21	0.5593	0.1541	1.40		Algorithm converged.	0.45	4.33
Blood and lymphatic system disorders	Lymphopenia	3	196	39.6	1	0.5	186	37.3	5	2.7	0.19		Convergence criterion (GCONV=1E-8) satisfied.	0.02	1.60	-0.022		Algorithm converged.	-0.047	0.004	0.19		Algorithm converged.	0.02	1.61	0.1276		5.27		Algorithm converged.	0.62	44.68
Blood and lymphatic system disorders	Lymphopenia	4-5	112	22.6	6	5.4	125	25.1	4	3.2	1.71		Convergence criterion (GCONV=1E-8) satisfied.	0.47	6.23	0.022		Algorithm converged.	-0.030	0.073	1.67		Algorithm converged.	0.48	5.78	0.4151		0.60		Algorithm converged.	0.17	2.06
Blood and lymphatic system disorders	Myelosuppression	1-2	187	37.8	0	0.0	187	37.6	0	0.0	NE			NE	NE	NE		NE	NE	NE	NE		NE	NE	NE	NE	0.3587	NE		NE	NE	NE
Blood and lymphatic system disorders	Myelosuppression	3	196	39.6	3	1.5	186	37.3	0	0.0		*	Quasi-complete separation of data points detected.				*	WARNING: Negative of Hessian not positive definite.			NE		Algorithm converged.	NE	NE	NE		NE		Algorithm converged.	NE	NE
Blood and lymphatic system disorders	Myelosuppression	4-5	112	22.6	1	0.9	125	25.1	1	0.8	1.12		Convergence criterion (GCONV=1E-8) satisfied.	0.07	18.07	0.001		Algorithm converged.	-0.022	0.024	1.12		Algorithm converged.	0.07	17.63	0.9378		0.90		Algorithm converged.	0.06	14.16
Blood and lymphatic system disorders	Neutropenia	1-2	187	37.8	49	26.2	187	37.6	55	29.4	0.85		Convergence criterion (GCONV=1E-8) satisfied.	0.54	1.34	-0.032		Algorithm converged.	-0.123	0.059	0.89		Algorithm converged.	0.64	1.24	0.4892	0.9116	1.12		Algorithm converged.	0.81	1.56
Blood and lymphatic system disorders	Neutropenia	3	196	39.6	52	26.5	186	37.3	53	28.5	0.91		Convergence criterion (GCONV=1E-8) satisfied.	0.58	1.42	-0.020		Algorithm converged.	-0.109	0.070	0.93		Algorithm converged.	0.67	1.29	0.6674		1.07		Algorithm converged.	0.78	1.49
Blood and lymphatic system disorders	Neutropenia	4-5	112	22.6	39	34.8	125	25.1	44	35.2	0.98		Convergence criterion (GCONV=1E-8) satisfied.	0.58	1.68	-0.004		Algorithm converged.	-0.125	0.118	0.99		Algorithm converged.	0.70	1.40	0.9514		1.01		Algorithm converged.	0.71	1.43
Blood and lymphatic system disorders	Neutrophilia	1-2	187	37.8	1	0.5	187	37.6	1	0.5	1.00		Convergence criterion (GCONV=1E-8) satisfied.	0.06	16.11	0.000		Algorithm converged.	-0.015	0.015	1.00		Algorithm converged.	0.06	15.87	1.0000	0.4265	1.00		Algorithm converged.	0.06	15.87
Blood and lymphatic system disorders	Neutrophilia	3	196	39.6	0	0.0	186	37.3	1	0.5		*	Quasi-complete separation of data points detected.				*	ERROR: Error in computing the link function, its derivatives, or the variance function.			0.00		Algorithm converged.	0.00	NE	1.0000		>999.99		Algorithm converged.	0.00	NE
Blood and lymphatic system disorders	Neutrophilia	4-5	112	22.6	0	0.0	125	25.1	1	0.8		*	Quasi-complete separation of data points detected.				*	WARNING: The relative Hessian convergence criterion of 16.316112867 is greater than the limit of 0.0001. The convergence is questionable.			0.00		Algorithm converged.	0.00	NE	0.9999		>999.99		Algorithm converged.	0.00	NE
Blood and lymphatic system disorders	Pancytopenia	1-2	187	37.8	0	0.0	187	37.6	0	0.0	NE			NE	NE	NE		NE	NE	NE	NE		NE	NE	NE	NE	NE	NE		NE	NE	NE
Blood and lymphatic system disorders	Pancytopenia	3	196	39.6	0	0.0	186	37.3	0	0.0	NE			NE	NE	NE		NE	NE	NE	NE		NE	NE	NE	NE		NE		NE	NE	NE
Blood and lymphatic system disorders	Pancytopenia	4-5	112	22.6	1	0.9	125	25.1	0	0.0		*	Quasi-complete separation of data points detected.				*	ERROR: Error in computing the link function, its derivatives, or the variance function.			NE		Algorithm converged.	NE	NE	NE		NE		Algorithm converged.	NE	NE
Blood and lymphatic system disorders	Splenic infarction	1-2	187	37.8	1	0.5	187	37.6	0	0.0		*	Quasi-complete separation of data points detected.				*	ERROR: The mean parameter is either invalid or at a limit of its range for some observations.			NE		Algorithm converged.	NE	NE	NE	NE	NE		Algorithm converged.	NE	NE
Blood and lymphatic system disorders	Splenic infarction	3	196	39.6	0	0.0	186	37.3	0	0.0	NE			NE	NE	NE		NE	NE	NE	NE		NE	NE	NE	NE		NE		NE	NE	NE
Blood and lymphatic system disorders	Splenic infarction	4-5	112	22.6	0	0.0	125	25.1	0	0.0	NE			NE	NE	NE		NE	NE	NE	NE		NE	NE	NE	NE		NE		NE	NE	NE
Blood and lymphatic system disorders	Thrombocytopenia	1-2	187	37.8	10	5.3	187	37.6	16	8.6	0.60		Convergence criterion (GCONV=1E-8) satisfied.	0.27	1.37	-0.032		Algorithm converged.	-0.084	0.019	0.63		Algorithm converged.	0.29	1.34	0.2277	0.3770	1.60		Algorithm converged.	0.75	3.43
Blood and lymphatic system disorders	Thrombocytopenia	3	196	39.6	24	12.2	186	37.3	20	10.8	1.16		Convergence criterion (GCONV=1E-8) satisfied.	0.62	2.18	0.015		Algorithm converged.	-0.049	0.079	1.14		Algorithm converged.	0.65	1.99	0.6483		0.88		Algorithm converged.	0.50	1.53
Blood and lymphatic system disorders	Thrombocytopenia	4-5	112	22.6	12	10.7	125	25.1	11	8.8	1.24		Convergence criterion (GCONV=1E-8) satisfied.	0.53	2.94	0.019		Algorithm converged.	-0.057	0.095	1.22		Algorithm converged.	0.56	2.65	0.6197		0.82		Algorithm converged.	0.38	1.79
Cardiac disorders		1-2	187	37.8	13	7.0	187	37.6	18	9.6	0.70		Convergence criterion (GCONV=1E-8) satisfied.	0.33	1.48	-0.027		Algorithm converged.	-0.083	0.029	0.72		Algorithm converged.	0.36	1.43	0.3511	0.0059	1.38		Algorithm converged.	0.70	2.74
Cardiac disorders		3	196	39.6	11	5.6	186	37.3	32	17.2	0.29		Convergence criterion (GCONV=1E-8) satisfied.	0.14	0.59	-0.116		Algorithm converged.	-0.179	-0.053	0.33		Algorithm converged.	0.17	0.63	0.0008		3.07		Algorithm converged.	1.59	5.90
Cardiac disorders		4-5	112	22.6	16	14.3	125	25.1	12	9.6	1.57		Convergence criterion (GCONV=1E-8) satisfied.	0.71	3.48	0.047		Algorithm converged.	-0.036	0.130	1.49		Algorithm converged.	0.74	3.01	0.2682		0.67		Algorithm converged.	0.33	1.36
Cardiac disorders	Acute myocardial infarction	1-2	187	37.8	0	0.0	187	37.6	0	0.0	NE			NE	NE	NE		NE	NE	NE	NE		NE	NE	NE	NE	NE	NE		NE	NE	NE
Cardiac disorders	Acute myocardial infarction	3	196	39.6	0	0.0	186	37.3	0	0.0	NE			NE	NE	NE		NE	NE	NE	NE		NE	NE	NE	NE		NE		NE	NE	NE
Cardiac disorders	Acute myocardial infarction	4-5	112	22.6	1	0.9	125	25.1	0	0.0		*	Quasi-complete separation of data points detected.				*	ERROR: Error in computing the link function, its derivatives, or the variance function.			NE		Algorithm converged.	NE	NE	NE		NE		Algorithm converged.	NE	NE
Cardiac disorders	Angina pectoris	1-2	187	37.8	0	0.0	187	37.6	0	0.0	NE			NE	NE	NE		NE	NE	NE	NE		NE	NE	NE	NE	NE	NE		NE	NE	NE
Cardiac disorders	Angina pectoris	3	196	39.6	2	1.0	186	37.3	1	0.5	1.91		Convergence criterion (GCONV=1E-8) satisfied.	0.17	21.21	0.005		Algorithm converged.	-0.013	0.022	1.90		Algorithm converged.	0.17	20.76	0.5996		0.53		Algorithm converged.	0.05	5.76
Cardiac disorders	Angina pectoris	4-5	112	22.6	0	0.0	125	25.1	0	0.0	NE			NE	NE	NE		NE	NE	NE	NE		NE	NE	NE	NE		NE		NE	NE	NE
Cardiac disorders	Arrhythmia	1-2	187	37.8	0	0.0	187	37.6	0	0.0	NE			NE	NE	NE		NE	NE	NE	NE		NE	NE	NE	NE	NE	NE		NE	NE	NE
Cardiac disorders	Arrhythmia	3	196	39.6	0	0.0	186	37.3	1	0.5		*	Quasi-complete separation of data points detected.				*	ERROR: Error in computing the link function, its derivatives, or the variance function.			0.00		Algorithm converged.	0.00	NE	1.0000		>999.99		Algorithm converged.	0.00	NE
Cardiac disorders	Arrhythmia	4-5	112	22.6	0	0.0	125	25.1	1	0.8		*	Quasi-complete separation of data points detected.				*	WARNING: The relative Hessian convergence criterion of 16.316112867 is greater than the limit of 0.0001. The convergence is questionable.			0.00		Algorithm converged.	0.00	NE	0.9999		>999.99		Algorithm converged.	0.00	NE
Cardiac disorders	Atrial fibrillation	1-2	187	37.8	2	1.1	187	37.6	3	1.6	0.66		Convergence criterion (GCONV=1E-8) satisfied.	0.11	4.01	-0.005		Algorithm converged.	-0.029	0.018	0.67		Algorithm converged.	0.11	3.94	0.6548	0.5469	1.50		Algorithm converged.	0.25	8.87
Cardiac disorders	Atrial fibrillation	3	196	39.6	1	0.5	186	37.3	4	2.2	0.23		Convergence criterion (GCONV=1E-8) satisfied.	0.03	2.11	-0.016		Algorithm converged.	-0.040	0.007	0.24		Algorithm converged.	0.03	2.10	0.1963		4.22		Algorithm converged.	0.48	37.37
Cardiac disorders	Atrial fibrillation	4-5	112	22.6	2	1.8	125	25.1	2	1.6	1.12		Convergence criterion (GCONV=1E-8) satisfied.	0.15	8.07	0.002		Algorithm converged.	-0.031	0.035	1.12		Algorithm converged.	0.16	7.79	0.9118		0.90		Algorithm converged.	0.13	6.26
Cardiac disorders	Atrial flutter	1-2	187	37.8	0	0.0	187	37.6	1	0.5		*	Quasi-complete separation of data points detected.				*	ERROR: Error in computing the link function, its derivatives, or the variance function.			0.00		Algorithm converged.	0.00	NE	0.9999	NE	>999.99		Algorithm converged.	0.00	NE
Cardiac disorders	Atrial flutter	3	196	39.6	1	0.5	186	37.3	0	0.0		*	Quasi-complete separation of data points detected.				*	ERROR: The mean parameter is either invalid or at a limit of its range for some observations.			NE		Algorithm converged.	NE	NE	NE		NE		Algorithm converged.	NE	NE
Cardiac disorders	Atrial flutter	4-5	112	22.6	0	0.0	125	25.1	0	0.0	NE			NE	NE	NE		NE	NE	NE	NE		NE	NE	NE	NE		NE		NE	NE	NE
Cardiac disorders	Atrioventricular block	1-2	187	37.8	0	0.0	187	37.6	0	0.0	NE			NE	NE	NE		NE	NE	NE	NE		NE	NE	NE	NE	NE	NE		NE	NE	NE
Cardiac disorders	Atrioventricular block	3	196	39.6	0	0.0	186	37.3	1	0.5		*	Quasi-complete separation of data points detected.				*	ERROR: Error in computing the link function, its derivatives, or the variance function.			0.00		Algorithm converged.	0.00	NE	1.0000		>999.99		Algorithm converged.	0.00	NE
Cardiac disorders	Atrioventricular block	4-5	112	22.6	0	0.0	125	25.1	0	0.0	NE			NE	NE	NE		NE	NE	NE	NE		NE	NE	NE	NE		NE		NE	NE	NE
Cardiac disorders	Atrioventricular block complete	1-2	187	37.8	0	0.0	187	37.6	0	0.0	NE			NE	NE	NE		NE	NE	NE	NE		NE	NE	NE	NE	NE	NE		NE	NE	NE
Cardiac disorders	Atrioventricular block complete	3	196	39.6	0	0.0	186	37.3	0	0.0	NE			NE	NE	NE		NE	NE	NE	NE		NE	NE	NE	NE		NE		NE	NE	NE
Cardiac disorders	Atrioventricular block complete	4-5	112	22.6	0	0.0	125	25.1	1	0.8		*	Quasi-complete separation of data points detected.				*	WARNING: The relative Hessian convergence criterion of 16.316112867 is greater than the limit of 0.0001. The convergence is questionable.			0.00		Algorithm converged.	0.00	NE	0.9999		>999.99		Algorithm converged.	0.00	NE
Cardiac disorders	Atrioventricular block first degree	1-2	187	37.8	0	0.0	187	37.6	0	0.0	NE			NE	NE	NE		NE	NE	NE	NE		NE	NE	NE	NE	NE	NE		NE	NE	NE
Cardiac disorders	Atrioventricular block first degree	3	196	39.6	2	1.0	186	37.3	0	0.0		*	Quasi-complete separation of data points detected.				*	ERROR: The mean parameter is either invalid or at a limit of its range for some observations.			NE		Algorithm converged.	NE	NE	NE		NE		Algorithm converged.	NE	NE
Cardiac disorders	Atrioventricular block first degree	4-5	112	22.6	0	0.0	125	25.1	0	0.0	NE			NE	NE	NE		NE	NE	NE	NE		NE	NE	NE	NE		NE		NE	NE	NE
Cardiac disorders	Bradycardia	1-2	187	37.8	0	0.0	187	37.6	1	0.5		*	Quasi-complete separation of data points detected.				*	ERROR: Error in computing the link function, its derivatives, or the variance function.			0.00		Algorithm converged.	0.00	NE	0.9999	0.3180	>999.99		Algorithm converged.	0.00	NE
Cardiac disorders	Bradycardia	3	196	39.6	0	0.0	186	37.3	1	0.5		*	Quasi-complete separation of data points detected.				*	ERROR: Error in computing the link function, its derivatives, or the variance function.			0.00		Algorithm converged.	0.00	NE	1.0000		>999.99		Algorithm converged.	0.00	NE
Cardiac disorders	Bradycardia	4-5	112	22.6	2	1.8	125	25.1	2	1.6	1.12		Convergence criterion (GCONV=1E-8) satisfied.	0.15	8.07	0.002		Algorithm converged.	-0.031	0.035	1.12		Algorithm converged.	0.16	7.79	0.9118		0.90		Algorithm converged.	0.13	6.26
Cardiac disorders	Cardiac disorder	1-2	187	37.8	0	0.0	187	37.6	0	0.0	NE			NE	NE	NE		NE	NE	NE	NE		NE	NE	NE	NE	NE	NE		NE	NE	NE
Cardiac disorders	Cardiac disorder	3	196	39.6	0	0.0	186	37.3	1	0.5		*	Quasi-complete separation of data points detected.				*	ERROR: Error in computing the link function, its derivatives, or the variance function.			0.00		Algorithm converged.	0.00	NE	1.0000		>999.99		Algorithm converged.	0.00	NE
Cardiac disorders	Cardiac disorder	4-5	112	22.6	0	0.0	125	25.1	0	0.0	NE			NE	NE	NE		NE	NE	NE	NE		NE	NE	NE	NE		NE		NE	NE	NE
Cardiac disorders	Cardiac dysfunction	1-2	187	37.8	0	0.0	187	37.6	0	0.0	NE			NE	NE	NE		NE	NE	NE	NE		NE	NE	NE	NE	NE	NE		NE	NE	NE
Cardiac disorders	Cardiac dysfunction	3	196	39.6	0	0.0	186	37.3	0	0.0	NE			NE	NE	NE		NE	NE	NE	NE		NE	NE	NE	NE		NE		NE	NE	NE
Cardiac disorders	Cardiac dysfunction	4-5	112	22.6	1	0.9	125	25.1	0	0.0		*	Quasi-complete separation of data points detected.				*	WARNING: The relative Hessian convergence criterion of 18.712481867 is greater than the limit of 0.0001. The convergence is questionable.			NE		Algorithm converged.	NE	NE	NE		NE		Algorithm converged.	NE	NE
Cardiac disorders	Cardiac failure	1-2	187	37.8	0	0.0	187	37.6	0	0.0	NE			NE	NE	NE		NE	NE	NE	NE		NE	NE	NE	NE	NE	NE		NE	NE	NE
Cardiac disorders	Cardiac failure	3	196	39.6	0	0.0	186	37.3	2	1.1		*	Quasi-complete separation of data points detected.				*	ERROR: Error in computing the link function, its derivatives, or the variance function.			0.00		Algorithm converged.	0.00	NE	0.9999		>999.99		Algorithm converged.	0.00	NE
Cardiac disorders	Cardiac failure	4-5	112	22.6	2	1.8	125	25.1	0	0.0		*	Quasi-complete separation of data points detected.				*	ERROR: The mean parameter is either invalid or at a limit of its range for some observations.			NE		Algorithm converged.	NE	NE	NE		NE		Algorithm converged.	NE	NE

Cardiac disorders	Cardiac failure congestive	1-2	187	37.8	1	0.5	187	37.6	0	0.0		*	Quasi-complete separation of data points detected.				*	WARNING: Negative of Hessian not positive definite.			NE		Algorithm converged.	NE	NE	NE	NE	NE		Algorithm converged.	NE	NE
Cardiac disorders	Cardiac failure congestive	3	196	39.6	0	0.0	186	37.3	2	1.1		*	Quasi-complete separation of data points detected.				*	ERROR: Error in computing the link function, its derivatives, or the variance function.			0.00		Algorithm converged.	0.00	NE	0.9999		>999.99		Algorithm converged.	0.00	NE
Cardiac disorders	Cardiac failure congestive	4-5	112	22.6	0	0.0	125	25.1	0	0.0	NE			NE	NE	NE		NE	NE	NE	NE		NE	NE	NE	NE		NE		NE	NE	NE
Cardiac disorders	Cardiomyopathy	1-2	187	37.8	0	0.0	187	37.6	0	0.0	NE			NE	NE	NE		NE	NE	NE	NE		NE	NE	NE	NE	NE	NE		NE	NE	NE
Cardiac disorders	Cardiomyopathy	3	196	39.6	0	0.0	186	37.3	1	0.5		*	Quasi-complete separation of data points detected.				*	ERROR: Error in computing the link function, its derivatives, or the variance function.			0.00		Algorithm converged.	0.00	NE	1.0000		>999.99		Algorithm converged.	0.00	NE
Cardiac disorders	Cardiomyopathy	4-5	112	22.6	1	0.9	125	25.1	1	0.8	1.12		Convergence criterion (GCONV=1E-8) satisfied.	0.07	18.07	0.001		Algorithm converged.	-0.022	0.024	1.12		Algorithm converged.	0.07	17.63	0.9378		0.90		Algorithm converged.	0.06	14.16
Cardiac disorders	Cardiopulmonary failure	1-2	187	37.8	0	0.0	187	37.6	0	0.0	NE			NE	NE	NE		NE	NE	NE	NE		NE	NE	NE	NE	NE	NE		NE	NE	NE
Cardiac disorders	Cardiopulmonary failure	3	196	39.6	1	0.5	186	37.3	0	0.0		*	Quasi-complete separation of data points detected.				*	ERROR: The mean parameter is either invalid or at a limit of its range for some observations.			NE		Algorithm converged.	NE	NE	NE		NE		Algorithm converged.	NE	NE
Cardiac disorders	Cardiopulmonary failure	4-5	112	22.6	0	0.0	125	25.1	0	0.0	NE			NE	NE	NE		NE	NE	NE	NE		NE	NE	NE	NE		NE		NE	NE	NE
Cardiac disorders	Diastolic dysfunction	1-2	187	37.8	0	0.0	187	37.6	0	0.0	NE			NE	NE	NE		NE	NE	NE	NE		NE	NE	NE	NE	NE	NE		NE	NE	NE
Cardiac disorders	Diastolic dysfunction	3	196	39.6	0	0.0	186	37.3	1	0.5		*	Quasi-complete separation of data points detected.				*	ERROR: Error in computing the link function, its derivatives, or the variance function.			0.00		Algorithm converged.	0.00	NE	1.0000		>999.99		Algorithm converged.	0.00	NE
Cardiac disorders	Diastolic dysfunction	4-5	112	22.6	0	0.0	125	25.1	0	0.0	NE			NE	NE	NE		NE	NE	NE	NE		NE	NE	NE	NE		NE		NE	NE	NE
Cardiac disorders	Left ventricular dysfunction	1-2	187	37.8	2	1.1	187	37.6	0	0.0		*	Quasi-complete separation of data points detected.				*	WARNING: Negative of Hessian not positive definite.			NE		Algorithm converged.	NE	NE	NE	NE	NE		Algorithm converged.	NE	NE
Cardiac disorders	Left ventricular dysfunction	3	196	39.6	0	0.0	186	37.3	2	1.1		*	Quasi-complete separation of data points detected.				*	ERROR: Error in computing the link function, its derivatives, or the variance function.			0.00		Algorithm converged.	0.00	NE	0.9999		>999.99		Algorithm converged.	0.00	NE
Cardiac disorders	Left ventricular dysfunction	4-5	112	22.6	0	0.0	125	25.1	1	0.8		*	Quasi-complete separation of data points detected.				*	WARNING: The relative Hessian convergence criterion of 16.31611281 is greater than the limit of 0.0001. The convergence is questionable.			0.00		Algorithm converged.	0.00	NE	0.9999		>999.99		Algorithm converged.	0.00	NE
Cardiac disorders	Myocardial infarction	1-2	187	37.8	1	0.5	187	37.6	0	0.0		*	Quasi-complete separation of data points detected.				*	WARNING: Negative of Hessian not positive definite.			NE		Algorithm converged.	NE	NE	NE	NE	NE		Algorithm converged.	NE	NE
Cardiac disorders	Myocardial infarction	3	196	39.6	0	0.0	186	37.3	0	0.0	NE			NE	NE	NE		NE	NE	NE	NE		NE	NE	NE	NE		NE		NE	NE	NE
Cardiac disorders	Myocardial infarction	4-5	112	22.6	0	0.0	125	25.1	0	0.0	NE			NE	NE	NE		NE	NE	NE	NE		NE	NE	NE	NE		NE		NE	NE	NE
Cardiac disorders	Palpitations	1-2	187	37.8	1	0.5	187	37.6	4	2.1	0.25		Convergence criterion (GCONV=1E-8) satisfied.	0.03	2.22	-0.016		Algorithm converged.	-0.039	0.007	0.25		Algorithm converged.	0.03	2.22	0.2130	0.9845	4.00		Algorithm converged.	0.45	35.45
Cardiac disorders	Palpitations	3	196	39.6	1	0.5	186	37.3	5	2.7	0.19		Convergence criterion (GCONV=1E-8) satisfied.	0.02	1.60	-0.022		Algorithm converged.	-0.047	0.004	0.19		Algorithm converged.	0.02	1.61	0.1276		5.27		Algorithm converged.	0.62	44.68
Cardiac disorders	Palpitations	4-5	112	22.6	0	0.0	125	25.1	0	0.0	NE			NE	NE	NE		NE	NE	NE	NE		NE	NE	NE	NE		NE		NE	NE	NE
Cardiac disorders	Pericardial effusion	1-2	187	37.8	0	0.0	187	37.6	2	1.1		*	Quasi-complete separation of data points detected.				*	ERROR: Error in computing the link function, its derivatives, or the variance function.			0.00		Algorithm converged.	0.00	NE	0.9999	NE	>999.99		Algorithm converged.	0.00	NE
Cardiac disorders	Pericardial effusion	3	196	39.6	0	0.0	186	37.3	0	0.0	NE			NE	NE	NE		NE	NE	NE	NE		NE	NE	NE	NE		NE		NE	NE	NE
Cardiac disorders	Pericardial effusion	4-5	112	22.6	0	0.0	125	25.1	1	0.8		*	Quasi-complete separation of data points detected.				*	WARNING: The relative Hessian convergence criterion of 16.316112867 is greater than the limit of 0.0001. The convergence is questionable.			0.00		Algorithm converged.	0.00	NE	0.9999		>999.99		Algorithm converged.	0.00	NE
Cardiac disorders	Pericarditis	1-2	187	37.8	1	0.5	187	37.6	0	0.0		*	Quasi-complete separation of data points detected.				*	WARNING: Negative of Hessian not positive definite.			NE		Algorithm converged.	NE	NE	NE	NE	NE		Algorithm converged.	NE	NE
Cardiac disorders	Pericarditis	3	196	39.6	0	0.0	186	37.3	0	0.0	NE			NE	NE	NE		NE	NE	NE	NE		NE	NE	NE	NE		NE		NE	NE	NE
Cardiac disorders	Pericarditis	4-5	112	22.6	0	0.0	125	25.1	0	0.0	NE			NE	NE	NE		NE	NE	NE	NE		NE	NE	NE	NE		NE		NE	NE	NE
Cardiac disorders	Sinus bradycardia	1-2	187	37.8	0	0.0	187	37.6	0	0.0	NE			NE	NE	NE		NE	NE	NE	NE		NE	NE	NE	NE	NE	NE		NE	NE	NE
Cardiac disorders	Sinus bradycardia	3	196	39.6	0	0.0	186	37.3	1	0.5		*	Quasi-complete separation of data points detected.				*	ERROR: Error in computing the link function, its derivatives, or the variance function.			0.00		Algorithm converged.	0.00	NE	1.0000		>999.99		Algorithm converged.	0.00	NE
Cardiac disorders	Sinus bradycardia	4-5	112	22.6	0	0.0	125	25.1	1	0.8		*	Quasi-complete separation of data points detected.				*	WARNING: The relative Hessian convergence criterion of 16.316112867 is greater than the limit of 0.0001. The convergence is questionable.			0.00		Algorithm converged.	0.00	NE	0.9999		>999.99		Algorithm converged.	0.00	NE
Cardiac disorders	Sinus tachycardia	1-2	187	37.8	2	1.1	187	37.6	4	2.1	0.49		Convergence criterion (GCONV=1E-8) satisfied.	0.09	2.73	-0.011		Algorithm converged.	-0.036	0.015	0.50		Algorithm converged.	0.09	2.70	0.4202	0.0855	2.00		Algorithm converged.	0.37	10.79
Cardiac disorders	Sinus tachycardia	3	196	39.6	1	0.5	186	37.3	0	0.0		*	Quasi-complete separation of data points detected.				*	ERROR: The mean parameter is either invalid or at a limit of its range for some observations.			NE		Algorithm converged.	NE	NE	NE		NE		Algorithm converged.	NE	NE
Cardiac disorders	Sinus tachycardia	4-5	112	22.6	2	1.8	125	25.1	0	0.0		*	Quasi-complete separation of data points detected.				*	WARNING: Negative of Hessian not positive definite.			NE		Algorithm converged.	NE	NE	NE		NE		Algorithm converged.	NE	NE
Cardiac disorders	Supraventricular extrasystoles	1-2	187	37.8	2	1.1	187	37.6	1	0.5	2.01		Convergence criterion (GCONV=1E-8) satisfied.	0.18	22.37	0.005		Algorithm converged.	-0.013	0.023	2.00		Algorithm converged.	0.18	21.87	0.5700	0.2530	0.50		Algorithm converged.	0.05	5.47
Cardiac disorders	Supraventricular extrasystoles	3	196	39.6	1	0.5	186	37.3	0	0.0		*	Quasi-complete separation of data points detected.				*	ERROR: The mean parameter is either invalid or at a limit of its range for some observations.			NE		Algorithm converged.	NE	NE	NE		NE		Algorithm converged.	NE	NE
Cardiac disorders	Supraventricular extrasystoles	4-5	112	22.6	0	0.0	125	25.1	1	0.8		*	Quasi-complete separation of data points detected.				*	WARNING: The relative Hessian convergence criterion of 16.316112867 is greater than the limit of 0.0001. The convergence is questionable.			0.00		Algorithm converged.	0.00	NE	0.9999		>999.99		Algorithm converged.	0.00	NE
Cardiac disorders	Supraventricular tachycardia	1-2	187	37.8	0	0.0	187	37.6	0	0.0	NE			NE	NE	NE		NE	NE	NE	NE		NE	NE	NE	NE	NE	NE		NE	NE	NE
Cardiac disorders	Supraventricular tachycardia	3	196	39.6	0	0.0	186	37.3	1	0.5		*	Quasi-complete separation of data points detected.				*	ERROR: Error in computing the link function, its derivatives, or the variance function.			0.00		Algorithm converged.	0.00	NE	1.0000		>999.99		Algorithm converged.	0.00	NE
Cardiac disorders	Supraventricular tachycardia	4-5	112	22.6	1	0.9	125	25.1	0	0.0		*	Quasi-complete separation of data points detected.				*	WARNING: The relative Hessian convergence criterion of 18.712481801 is greater than the limit of 0.0001. The convergence is questionable.			NE		Algorithm converged.	NE	NE	NE		NE		Algorithm converged.	NE	NE
Cardiac disorders	Tachycardia	1-2	187	37.8	4	2.1	187	37.6	4	2.1	1.00		Convergence criterion (GCONV=1E-8) satisfied.	0.25	4.06	0.000		Algorithm converged.	-0.029	0.029	1.00		Algorithm converged.	0.25	3.94	1.0000	0.2784	1.00		Algorithm converged.	0.25	3.94
Cardiac disorders	Tachycardia	3	196	39.6	3	1.5	186	37.3	7	3.8	0.40		Convergence criterion (GCONV=1E-8) satisfied.	0.10	1.56	-0.022		Algorithm converged.	-0.055	0.010	0.41		Algorithm converged.	0.11	1.55	0.1874		2.46		Algorithm converged.	0.65	9.37
Cardiac disorders	Tachycardia	4-5	112	22.6	5	4.5	125	25.1	3	2.4	1.90		Convergence criterion (GCONV=1E-8) satisfied.	0.44	8.14	0.021		Algorithm converged.	-0.026	0.067	1.86		Algorithm converged.	0.45	7.61	0.3878		0.54		Algorithm converged.	0.13	2.20
Cardiac disorders	Ventricular arrhythmia	1-2	187	37.8	0	0.0	187	37.6	0	0.0	NE			NE	NE	NE		NE	NE	NE	NE		NE	NE	NE	NE	NE	NE		NE	NE	NE
Cardiac disorders	Ventricular arrhythmia	3	196	39.6	0	0.0	186	37.3	1	0.5		*	Quasi-complete separation of data points detected.				*	ERROR: Error in computing the link function, its derivatives, or the variance function.			0.00		Algorithm converged.	0.00	NE	1.0000		>999.99		Algorithm converged.	0.00	NE
Cardiac disorders	Ventricular arrhythmia	4-5	112	22.6	0	0.0	125	25.1	0	0.0	NE			NE	NE	NE		NE	NE	NE	NE		NE	NE	NE	NE		NE		NE	NE	NE
Cardiac disorders	Ventricular extrasystoles	1-2	187	37.8	0	0.0	187	37.6	0	0.0	NE			NE	NE	NE		NE	NE	NE	NE		NE	NE	NE	NE	NE	NE		NE	NE	NE
Cardiac disorders	Ventricular extrasystoles	3	196	39.6	1	0.5	186	37.3	2	1.1	0.47		Convergence criterion (GCONV=1E-8) satisfied.	0.04	5.25	-0.006		Algorithm converged.	-0.024	0.012	0.47		Algorithm converged.	0.04	5.19	0.5413		2.11		Algorithm converged.	0.19	23.05
Cardiac disorders	Ventricular extrasystoles	4-5	112	22.6	0	0.0	125	25.1	0	0.0	NE			NE	NE	NE		NE	NE	NE	NE		NE	NE	NE	NE		NE		NE	NE	NE
Congenital, familial and genetic disorders		1-2	187	37.8	1	0.5	187	37.6	0	0.0		*	Quasi-complete separation of data points detected.				*	WARNING: Negative of Hessian not positive definite.			NE		Algorithm converged.	NE	NE	NE	0.1167	NE		Algorithm converged.	NE	NE
Congenital, familial and genetic disorders		3	196	39.6	2	1.0	186	37.3	0	0.0		*	Quasi-complete separation of data points detected.				*	ERROR: Error in computing the link function, its derivatives, or the variance function.			NE		Algorithm converged.	NE	NE	NE		NE		Algorithm converged.	NE	NE
Congenital, familial and genetic disorders		4-5	112	22.6	0	0.0	125	25.1	1	0.8		*	Quasi-complete separation of data points detected.				*	WARNING: The relative Hessian convergence criterion of 16.316112867 is greater than the limit of 0.0001. The convergence is questionable.			0.00		Algorithm converged.	0.00	NE	0.9999		>999.99		Algorithm converged.	0.00	NE
Congenital, familial and genetic disorders	Aplasia	1-2	187	37.8	1	0.5	187	37.6	0	0.0		*	Quasi-complete separation of data points detected.				*	WARNING: Negative of Hessian not positive definite.			NE		Algorithm converged.	NE	NE	NE	NE	NE		Algorithm converged.	NE	NE
Congenital, familial and genetic disorders	Aplasia	3	196	39.6	0	0.0	186	37.3	0	0.0	NE			NE	NE	NE		NE	NE	NE	NE		NE	NE	NE	NE		NE		NE	NE	NE
Congenital, familial and genetic disorders	Aplasia	4-5	112	22.6	0	0.0	125	25.1	0	0.0	NE			NE	NE	NE		NE	NE	NE	NE		NE	NE	NE	NE		NE		NE	NE	NE
Congenital, familial and genetic disorders	Dacryocystocoele	1-2	187	37.8	0	0.0	187	37.6	0	0.0	NE			NE	NE	NE		NE	NE	NE	NE		NE	NE	NE	NE	NE	NE		NE	NE	NE
Congenital, familial and genetic disorders	Dacryocystocoele	3	196	39.6	0	0.0	186	37.3	0	0.0	NE			NE	NE	NE		NE	NE	NE	NE		NE	NE	NE	NE		NE		NE	NE	NE
Congenital, familial and genetic disorders	Dacryocystocoele	4-5	112	22.6	0	0.0	125	25.1	1	0.8		*	Quasi-complete separation of data points detected.				*	WARNING: The relative Hessian convergence criterion of 16.316112867 is greater than the limit of 0.0001. The convergence is questionable.			0.00		Algorithm converged.	0.00	NE	0.9999		>999.99		Algorithm converged.	0.00	NE
Congenital, familial and genetic disorders	Disseminated superficial actinic porokeratosis	1-2	187	37.8	0	0.0	187	37.6	0	0.0	NE			NE	NE	NE		NE	NE	NE	NE		NE	NE	NE	NE	NE	NE		NE	NE	NE
Congenital, familial and genetic disorders	Disseminated superficial actinic porokeratosis	3	196	39.6	1	0.5	186	37.3	0	0.0		*	Quasi-complete separation of data points detected.				*	ERROR: The mean parameter is either invalid or at a limit of its range for some observations.			NE		Algorithm converged.	NE	NE	NE		NE		Algorithm converged.	NE	NE
Congenital, familial and genetic disorders	Disseminated superficial actinic porokeratosis	4-5	112	22.6	0	0.0	125	25.1	0	0.0	NE			NE	NE	NE		NE	NE	NE	NE		NE	NE	NE	NE		NE		NE	NE	NE
Congenital, familial and genetic disorders	Pyloric stenosis	1-2	187	37.8	0	0.0	187	37.6	0	0.0	NE			NE	NE	NE		NE	NE	NE	NE		NE	NE	NE	NE	NE	NE		NE	NE	NE
Congenital, familial and genetic disorders	Pyloric stenosis	3	196	39.6	1	0.5	186	37.3	0	0.0		*	Quasi-complete separation of data points detected.				*	ERROR: The mean parameter is either invalid or at a limit of its range for some observations.			NE		Algorithm converged.	NE	NE	NE		NE		Algorithm converged.	NE	NE
Congenital, familial and genetic disorders	Pyloric stenosis	4-5	112	22.6	0	0.0	125	25.1	0	0.0	NE			NE	NE	NE		NE	NE	NE	NE		NE	NE	NE	NE		NE		NE	NE	NE
Ear and labyrinth disorders		1-2	187	37.8	13	7.0	187	37.6	9	4.8	1.48		Convergence criterion (GCONV=1E-8) satisfied.	0.62	3.55	0.021		Algorithm converged.	-0.026	0.069	1.44		Algorithm converged.	0.63	3.30	0.3825	0.7011	0.69		Algorithm converged.	0.30	1.58
Ear and labyrinth disorders		3	196	39.6	11	5.6	186	37.3	6	3.2	1.78		Convergence criterion (GCONV=1E-8) satisfied.	0.65	4.93	0.024		Algorithm converged.	-0.017	0.065	1.74		Algorithm converged.	0.66	4.61	0.2653		0.57		Algorithm converged.	0.22	1.52
Ear and labyrinth disorders		4-5	112	22.6	7	6.3	125	25.1	8	6.4	0.98		Convergence criterion (GCONV=1E-8) satisfied.	0.34	2.78	-0.002		Algorithm converged.	-0.064	0.061	0.98		Algorithm converged.	0.37	2.61	0.9622		1.02		Algorithm converged.	0.38	2.73
Ear and labyrinth disorders	Deafness	1-2	187	37.8	1	0.5	187	37.6	0	0.0		*	Quasi-complete separation of data points detected.				*	WARNING: Negative of Hessian not positive definite.			NE		Algorithm converged.	NE	NE	NE	0.1502	NE		Algorithm converged.	NE	NE
Ear and labyrinth disorders	Deafness	3	196	39.6	0	0.0	186	37.3	1	0.5		*	Quasi-complete separation of data points detected.				*	ERROR: Error in computing the link function, its derivatives, or the variance function.			0.00		Algorithm converged.	0.00	NE	1.0000		>999.99		Algorithm converged.	0.00	NE
Ear and labyrinth disorders	Deafness	4-5	112	22.6	0	0.0	125	25.1	1	0.8		*	Quasi-complete separation of data points detected.				*	WARNING: The relative Hessian convergence criterion of 16.316112867 is greater than the limit of 0.0001. The convergence is questionable.			0.00		Algorithm converged.	0.00	NE	0.9999		>999.99		Algorithm converged.	0.00	NE
Ear and labyrinth disorders	Deafness unilateral	1-2	187	37.8	0	0.0	187	37.6	0	0.0	NE			NE	NE	NE		NE	NE	NE	NE		NE	NE	NE	NE	NE	NE		NE	NE	NE
Ear and labyrinth disorders	Deafness unilateral	3	196	39.6	0	0.0	186	37.3	1	0.5		*	Quasi-complete separation of data points detected.				*	ERROR: Error in computing the link function, its derivatives, or the variance function.			0.00		Algorithm converged.	0.00	NE	1.0000		>999.99		Algorithm converged.	0.00	NE
Ear and labyrinth disorders	Deafness unilateral	4-5	112	22.6	0	0.0	125	25.1	0	0.0	NE			NE	NE	NE		NE	NE	NE	NE		NE	NE	NE	NE		NE		NE	NE	NE
Ear and labyrinth disorders	Ear congestion	1-2	187	37.8	0	0.0	187	37.6	0	0.0	NE			NE	NE	NE		NE	NE	NE	NE		NE	NE	NE	NE	NE	NE		NE	NE	NE
Ear and labyrinth disorders	Ear congestion	3	196	39.6	1	0.5	186	37.3	0	0.0		*	Quasi-complete separation of data points detected.				*	ERROR: The mean parameter is either invalid or at a limit of its range for some observations.			NE		Algorithm converged.	NE	NE	NE		NE		Algorithm converged.	NE	NE
Ear and labyrinth disorders	Ear congestion	4-5	112	22.6	0	0.0	125	25.1	0	0.0	NE			NE	NE	NE		NE	NE	NE	NE		NE	NE	NE	NE		NE		NE	NE	NE
Ear and labyrinth disorders	Ear discomfort	1-2	187	37.8	1	0.5	187	37.6	0	0.0		*	Quasi-complete separation of data points detected.				*	WARNING: Negative of Hessian not positive definite.			NE		Algorithm converged.	NE	NE	NE	NE	NE		Algorithm converged.	NE	NE
Ear and labyrinth disorders	Ear discomfort	3	196	39.6	0	0.0	186	37.3	0	0.0	NE			NE	NE	NE		NE	NE	NE	NE		NE	NE	NE	NE		NE		NE	NE	NE
Ear and labyrinth disorders	Ear discomfort	4-5	112	22.6	0	0.0	125	25.1	0	0.0	NE			NE	NE	NE		NE	NE	NE	NE		NE	NE	NE	NE		NE		NE	NE	NE
Ear and labyrinth disorders	Ear disorder	1-2	187	37.8	1	0.5	187	37.6	0	0.0		*	Quasi-complete separation of data points detected.				*	ERROR: The mean parameter is either invalid or at a limit of its range for some observations.			NE		Algorithm converged.	NE	NE	NE	NE	NE		Algorithm converged.	NE	NE
Ear and labyrinth disorders	Ear disorder	3	196	39.6	0	0.0	186	37.3	0	0.0	NE			NE	NE	NE		NE	NE	NE	NE		NE	NE	NE	NE		NE		NE	NE	NE
Ear and labyrinth disorders	Ear disorder	4-5	112	22.6	0	0.0	125	25.1	0	0.0	NE			NE	NE	NE		NE	NE	NE	NE		NE	NE	NE	NE		NE		NE	NE	NE
Ear and labyrinth disorders	Ear pain	1-2	187	37.8	3	1.6	187	37.6	3	1.6	1.00		Convergence criterion (GCONV=1E-8) satisfied.	0.20	5.02	0.000		Algorithm converged.	-0.025	0.025	1.00		Algorithm converged.	0.20	4.89	1.0000	0.3859	1.00		Algorithm converged.	0.20	4.89
Ear and labyrinth disorders	Ear pain	3	196	39.6	0	0.0	186	37.3	1	0.5		*	Quasi-complete separation of data points detected.				*	ERROR: Error in computing the link function, its derivatives, or the variance function.			0.00		Algorithm converged.	0.00	NE	1.0000		>999.99		Algorithm converged.	0.00	NE
Ear and labyrinth disorders	Ear pain	4-5	112	22.6	2	1.8	125	25.1	1	0.8	2.25		Convergence criterion (GCONV=1E-8) satisfied.	0.20	25.21	0.010		Algorithm converged.	-0.019	0.039	2.23		Algorithm converged.	0.21	24.28	0.5097		0.45		Algorithm converged.	0.04	4.87
Ear and labyrinth disorders	Ear pruritus	1-2	187	37.8	1	0.5	187	37.6	2	1.1	0.50		Convergence criterion (GCONV=1E-8) satisfied.	0.04	5.53	-0.005		Algorithm converged.	-0.023	0.013	0.50		Algorithm converged.	0.05	5.47	0.5700	NE	2.00		Algorithm converged.	0.18	21.87
Ear and labyrinth disorders	Ear pruritus	3	196	39.6	0	0.0	186	37.3	0	0.0	NE			NE	NE	NE		NE	NE	NE	NE		NE	NE	NE	NE		NE		NE	NE	NE
Ear and labyrinth disorders	Ear pruritus	4-5	112	22.6	0	0.0	125	25.1	1	0.8		*	Quasi-complete separation of data points detected.				*	WARNING: The relative Hessian convergence criterion of 16.316112867 is greater than the limit of 0.0001. The convergence is questionable.			0.00		Algorithm converged.	0.00	NE	0.9999		>999.99		Algorithm converged.	0.00	NE
Ear and labyrinth disorders	Hypoacusis	1-2	187	37.8	0	0.0	187	37.6	1	0.5		*	Quasi-complete separation of data points detected.				*	ERROR: Error in computing the link function, its derivatives, or the variance function.			0.00		Algorithm converged.	0.00	NE	0.9999	0.2316	>999.99		Algorithm converged.	0.00	NE
Ear and labyrinth disorders	Hypoacusis	3	196	39.6	1	0.5	186	37.3	0	0.0		*	Quasi-complete separation of data points detected.				*	ERROR: The mean parameter is either invalid or at a limit of its range for some observations.			NE		Algorithm converged.	NE	NE	NE		NE		Algorithm converged.	NE	NE
Ear and labyrinth disorders	Hypoacusis	4-5	112	22.6	2	1.8	125	25.1	1	0.8	2.25		Convergence criterion (GCONV=1E-8) satisfied.	0.20	25.21	0.010		Algorithm converged.	-0.019	0.039	2.23		Algorithm converged.	0.21	24.28	0.5097		0.45		Algorithm converged.	0.04	4.87
Ear and labyrinth disorders	Meniere's disease	1-2	187	37.8	0	0.0	187	37.6	0	0.0	NE			NE	NE	NE		NE	NE	NE	NE		NE	NE	NE	NE	NE	NE		NE	NE	NE
Ear and labyrinth disorders	Meniere's disease	3	196	39.6	0	0.0	186	37.3	0	0.0	NE			NE	NE	NE		NE	NE	NE	NE		NE	NE	NE	NE		NE		NE	NE	NE
Ear and labyrinth disorders	Meniere's disease	4-5	112	22.6	0	0.0	125	25.1	1	0.8		*	Quasi-complete separation of data points detected.				*	WARNING: The relative Hessian convergence criterion of 16.316112867 is greater than the limit of 0.0001. The convergence is questionable.			0.00		Algorithm converged.	0.00	NE	0.9999		>999.99		Algorithm converged.	0.00	NE
Ear and labyrinth disorders	Mixed deafness	1-2	187	37.8	0	0.0	187	37.6	1	0.5		*	Quasi-complete separation of data points detected.				*	ERROR: Error in computing the link function, its derivatives, or the variance function.			0.00		Algorithm converged.	0.00	NE	0.9999	NE	>999.99		Algorithm converged.	0.00	NE
Ear and labyrinth disorders	Mixed deafness	3	196	39.6	0	0.0	186	37.3	0	0.0	NE			NE	NE	NE		NE	NE	NE	NE		NE	NE	NE	NE		NE		NE	NE	NE
Ear and labyrinth disorders	Mixed deafness	4-5	112	22.6	0	0.0	125	25.1	0	0.0	NE			NE	NE	NE		NE	NE	NE	NE		NE	NE	NE	NE		NE		NE	NE	NE
Ear and labyrinth disorders	Paraesthesia ear	1-2	187	37.8	0	0.0	187	37.6	1	0.5		*	Quasi-complete separation of data points detected.				*	ERROR: Error in computing the link function, its derivatives, or the variance function.			0.00		Algorithm converged.	0.00	NE	0.9999	NE	>999.99		Algorithm converged.	0.00	NE
Ear and labyrinth disorders	Paraesthesia ear	3	196	39.6	0	0.0	186	37.3	0	0.0	NE			NE	NE	NE		NE	NE	NE	NE		NE	NE	NE	NE		NE		NE	NE	NE
Ear and labyrinth disorders	Paraesthesia ear	4-5	112	22.6	0	0.0	125	25.1	0	0.0	NE			NE	NE	NE		NE	NE	NE	NE		NE	NE	NE	NE		NE		NE	NE	NE
Ear and labyrinth disorders	Tinnitus	1-2	187	37.8	6	3.2	187	37.6	3	1.6	2.03		Convergence criterion (GCONV=1E-8) satisfied.	0.50	8.25	0.016		Algorithm converged.	-0.015	0.047	2.00		Algorithm converged.	0.51	7.88	0.3217	0.3065	0.50		Algorithm converged.	0.13	1.97
Ear and labyrinth disorders	Tinnitus	3	196	39.6	6	3.1	186	37.3	1	0.5	5.84		Convergence criterion (GCONV=1E-8) satisfied.	0.70	48.99	0.025		Algorithm converged.	-0.001	0.052	5.69		Algorithm converged.	0.69	46.85	0.1057		0.18		Algorithm converged.	0.02	1.44
Ear and labyrinth disorders	Tinnitus	4-5	112	22.6	1	0.9	125	25.1	2	1.6	0.55		Convergence criterion (GCONV=1E-8) satisfied.	0.05	6.19	-0.007		Algorithm converged.	-0.035	0.021	0.56		Algorithm converged.	0.05	6.07	0.6319		1.79		Algorithm converged.	0.16	19.50
Ear and labyrinth disorders	Tympanic membrane perforation	1-2	187	37.8	0	0.0	187	37.6	0	0.0	NE			NE	NE	NE		NE	NE	NE	NE		NE	NE	NE	NE	NE	NE		NE	NE	NE
Ear and labyrinth disorders	Tympanic membrane perforation	3	196	39.6	0	0.0	186	37.3	0	0.0	NE			NE	NE	NE		NE	NE	NE	NE		NE	NE	NE	NE		NE		NE	NE	NE
Ear and labyrinth disorders	Tympanic membrane perforation	4-5	112	22.6	0	0.0	125	25.1	1	0.8		*	Quasi-complete separation of data points detected.				*	WARNING: The relative Hessian convergence criterion of 16.316112867 is greater than the limit of 0.0001. The convergence is questionable.			0.00		Algorithm converged.	0.00	NE	0.9999		>999.99		Algorithm converged.	0.00	NE
Ear and labyrinth disorders	Vertigo	1-2	187	37.8	1	0.5	187	37.6	0	0.0		*	Quasi-complete separation of data points detected.				*	ERROR: The mean parameter is either invalid or at a limit of its range for some observations.			NE		Algorithm converged.	NE	NE	NE	0.6610	NE		Algorithm converged.	NE	NE
Ear and labyrinth disorders	Vertigo	3	196	39.6	4	2.0	186	37.3	2	1.1	1.92		Convergence criterion (GCONV=1E-8) satisfied.	0.35	10.59	0.010		Algorithm converged.	-0.015	0.034	1.90		Algorithm converged.	0.35	10.24	0.4562		0.53		Algorithm converged.	0.10	2.84
Ear and labyrinth disorders	Vertigo	4-5	112	22.6	3	2.7	125	25.1	1	0.8	3.41		Convergence criterion (GCONV=1E-8) satisfied.	0.35	33.28	0.019		Algorithm converged.	-0.015	0.053	3.35		Algorithm converged.	0.35	31.73	0.2922		0.30		Algorithm converged.	0.03	2.83
Endocrine disorders		1-2	187	37.8	0	0.0	187	37.6	0	0.0	NE			NE	NE	NE		NE	NE	NE	NE		NE	NE	NE	NE	0.9969	NE		NE	NE	NE
Endocrine disorders		3	196	39.6	4	2.0	186	37.3	3	1.6	1.27		Convergence criterion (GCONV=1E-8) satisfied.	0.28	5.76	0.004		Algorithm converged.	-0.023	0.031	1.27		Algorithm converged.	0.29	5.58	0.7559		0.79		Algorithm converged.	0.18	3.48
Endocrine disorders		4-5	112	22.6	1	0.9	125	25.1	1	0.8	1.12		Convergence criterion (GCONV=1E-8) satisfied.	0.07	18.07	0.001		Algorithm converged.	-0.022	0.024	1.12		Algorithm converged.	0.07	17.63	0.9378		0.90		Algorithm converged.	0.06	14.16
Endocrine disorders	Adrenal insufficiency	1-2	187	37.8	0	0.0	187	37.6	0	0.0	NE			NE	NE	NE		NE	NE	NE	NE		NE	NE	NE	NE	NE	NE		NE	NE	NE
Endocrine disorders	Adrenal insufficiency	3	196	39.6	1	0.5	186	37.3	1	0.5	0.95		Convergence criterion (GCONV=1E-8) satisfied.	0.06	15.28	0.000		Algorithm converged.	-0.015	0.014	0.95		Algorithm converged.	0.06	15.06	0.9704		1.05		Algorithm converged.	0.07	16.72
Endocrine disorders	Adrenal insufficiency	4-5	112	22.6	0	0.0	125	25.1	0	0.0	NE			NE	NE	NE		NE	NE	NE	NE		NE	NE	NE	NE		NE		NE	NE	NE
Endocrine disorders	Diabetes insipidus	1-2	187	37.8	0	0.0	187	37.6	0	0.0	NE			NE	NE	NE		NE	NE	NE	NE		NE	NE	NE	NE	NE	NE		NE	NE	NE
Endocrine disorders	Diabetes insipidus	3	196	39.6	0	0.0	186	37.3	0	0.0	NE			NE	NE	NE		NE	NE	NE	NE		NE	NE	NE	NE		NE		NE	NE	NE
Endocrine disorders	Diabetes insipidus	4-5	112	22.6	0	0.0	125	25.1	1	0.8		*	Quasi-complete separation of data points detected.				*	WARNING: The relative Hessian convergence criterion of 16.316112867 is greater than the limit of 0.0001. The convergence is questionable.			0.00		Algorithm converged.	0.00	NE	0.9999		>999.99		Algorithm converged.	0.00	NE

Endocrine disorders	Glucocorticoid deficiency	1-2	187	37.8	0	0.0	187	37.6	0	0.0	NE			NE	NE	NE		NE	NE	NE	NE		NE	NE	NE	NE	1.0000	NE		NE	NE	NE
Endocrine disorders	Glucocorticoid deficiency	3	196	39.6	0	0.0	186	37.3	0	0.0	NE			NE	NE	NE		NE	NE	NE	NE		NE	NE	NE	NE		NE		NE	NE	NE
Endocrine disorders	Glucocorticoid deficiency	4-5	112	22.6	1	0.9	125	25.1	1	0.8	1.12		Convergence criterion (GCONV=1E-8) satisfied.	0.07	18.07	0.001		Algorithm converged.	-0.022	0.024	1.12		Algorithm converged.	0.07	17.63	0.9378		0.90		Algorithm converged.	0.06	14.16
Endocrine disorders	Hyperthyroidism	1-2	187	37.8	0	0.0	187	37.6	0	0.0	NE			NE	NE	NE		NE	NE	NE	NE		NE	NE	NE	NE	NE	NE		NE	NE	NE
Endocrine disorders	Hyperthyroidism	3	196	39.6	1	0.5	186	37.3	0	0.0		*	Quasi-complete separation of data points detected.				*	ERROR: The mean parameter is either invalid or at a limit of its range for some observations.			NE		Algorithm converged.	NE	NE	NE		NE		Algorithm converged.	NE	NE
Endocrine disorders	Hyperthyroidism	4-5	112	22.6	0	0.0	125	25.1	0	0.0	NE			NE	NE	NE		NE	NE	NE	NE		NE	NE	NE	NE		NE		NE	NE	NE
Endocrine disorders	Hypopituitarism	1-2	187	37.8	0	0.0	187	37.6	0	0.0	NE			NE	NE	NE		NE	NE	NE	NE		NE	NE	NE	NE	NE	NE		NE	NE	NE
Endocrine disorders	Hypopituitarism	3	196	39.6	0	0.0	186	37.3	0	0.0	NE			NE	NE	NE		NE	NE	NE	NE		NE	NE	NE	NE		NE		NE	NE	NE
Endocrine disorders	Hypopituitarism	4-5	112	22.6	0	0.0	125	25.1	1	0.8		*	Quasi-complete separation of data points detected.				*	WARNING: The relative Hessian convergence criterion of 16.316112867 is greater than the limit of 0.0001. The convergence is questionable.			0.00		Algorithm converged.	0.00	NE	0.9999		>999.99		Algorithm converged.	0.00	NE
Endocrine disorders	Hypothyroidism	1-2	187	37.8	0	0.0	187	37.6	0	0.0	NE			NE	NE	NE		NE	NE	NE	NE		NE	NE	NE	NE	NE	NE		NE	NE	NE
Endocrine disorders	Hypothyroidism	3	196	39.6	1	0.5	186	37.3	2	1.1	0.47		Convergence criterion (GCONV=1E-8) satisfied.	0.04	5.25	-0.006		Algorithm converged.	-0.024	0.012	0.47		Algorithm converged.	0.04	5.19	0.5413		2.11		Algorithm converged.	0.19	23.05
Endocrine disorders	Hypothyroidism	4-5	112	22.6	0	0.0	125	25.1	0	0.0	NE			NE	NE	NE		NE	NE	NE	NE		NE	NE	NE	NE		NE		NE	NE	NE
Endocrine disorders	Steroid withdrawal syndrome	1-2	187	37.8	0	0.0	187	37.6	0	0.0	NE			NE	NE	NE		NE	NE	NE	NE		NE	NE	NE	NE	NE	NE		NE	NE	NE
Endocrine disorders	Steroid withdrawal syndrome	3	196	39.6	1	0.5	186	37.3	0	0.0		*	Quasi-complete separation of data points detected.				*	ERROR: The mean parameter is either invalid or at a limit of its range for some observations.			NE		Algorithm converged.	NE	NE	NE		NE		Algorithm converged.	NE	NE
Endocrine disorders	Steroid withdrawal syndrome	4-5	112	22.6	0	0.0	125	25.1	0	0.0	NE			NE	NE	NE		NE	NE	NE	NE		NE	NE	NE	NE		NE		NE	NE	NE
Eye disorders		1-2	187	37.8	29	15.5	187	37.6	19	10.2	1.62		Convergence criterion (GCONV=1E-8) satisfied.	0.87	3.01	0.053		Algorithm converged.	-0.014	0.121	1.53		Algorithm converged.	0.89	2.62	0.1261	0.4958	0.66		Algorithm converged.	0.38	1.13
Eye disorders		3	196	39.6	20	10.2	186	37.3	20	10.8	0.94		Convergence criterion (GCONV=1E-8) satisfied.	0.49	1.82	-0.005		Algorithm converged.	-0.067	0.056	0.95		Algorithm converged.	0.53	1.71	0.8611		1.05		Algorithm converged.	0.59	1.89
Eye disorders		4-5	112	22.6	12	10.7	125	25.1	10	8.0	1.38		Convergence criterion (GCONV=1E-8) satisfied.	0.57	3.33	0.027		Algorithm converged.	-0.047	0.102	1.34		Algorithm converged.	0.60	2.98	0.4739		0.75		Algorithm converged.	0.34	1.66
Eye disorders	Angle closure glaucoma	1-2	187	37.8	1	0.5	187	37.6	0	0.0		*	Quasi-complete separation of data points detected.				*	ERROR: The mean parameter is either invalid or at a limit of its range for some observations.			NE		Algorithm converged.	NE	NE	NE	NE	NE		Algorithm converged.	NE	NE
Eye disorders	Angle closure glaucoma	3	196	39.6	0	0.0	186	37.3	0	0.0	NE			NE	NE	NE		NE	NE	NE	NE		NE	NE	NE	NE		NE		NE	NE	NE
Eye disorders	Angle closure glaucoma	4-5	112	22.6	0	0.0	125	25.1	0	0.0	NE			NE	NE	NE		NE	NE	NE	NE		NE	NE	NE	NE		NE		NE	NE	NE
Eye disorders	Asthenopia	1-2	187	37.8	0	0.0	187	37.6	0	0.0	NE			NE	NE	NE		NE	NE	NE	NE		NE	NE	NE	NE	NE	NE		NE	NE	NE
Eye disorders	Asthenopia	3	196	39.6	0	0.0	186	37.3	0	0.0	NE			NE	NE	NE		NE	NE	NE	NE		NE	NE	NE	NE		NE		NE	NE	NE
Eye disorders	Asthenopia	4-5	112	22.6	0	0.0	125	25.1	1	0.8		*	Quasi-complete separation of data points detected.				*	WARNING: The relative Hessian convergence criterion of 16.316112867 is greater than the limit of 0.0001. The convergence is questionable.			0.00		Algorithm converged.	0.00	NE	0.9999		>999.99		Algorithm converged.	0.00	NE
Eye disorders	Blepharitis	1-2	187	37.8	0	0.0	187	37.6	0	0.0	NE			NE	NE	NE		NE	NE	NE	NE		NE	NE	NE	NE	1.0000	NE		NE	NE	NE
Eye disorders	Blepharitis	3	196	39.6	0	0.0	186	37.3	0	0.0	NE			NE	NE	NE		NE	NE	NE	NE		NE	NE	NE	NE		NE		NE	NE	NE
Eye disorders	Blepharitis	4-5	112	22.6	1	0.9	125	25.1	1	0.8	1.12		Convergence criterion (GCONV=1E-8) satisfied.	0.07	18.07	0.001		Algorithm converged.	-0.022	0.024	1.12		Algorithm converged.	0.07	17.63	0.9378		0.90		Algorithm converged.	0.06	14.16
Eye disorders	Blindness	1-2	187	37.8	0	0.0	187	37.6	1	0.5		*	Quasi-complete separation of data points detected.				*	ERROR: Error in computing the link function, its derivatives, or the variance function.			0.00		Algorithm converged.	0.00	NE	0.9999	NE	>999.99		Algorithm converged.	0.00	NE
Eye disorders	Blindness	3	196	39.6	0	0.0	186	37.3	0	0.0	NE			NE	NE	NE		NE	NE	NE	NE		NE	NE	NE	NE		NE		NE	NE	NE
Eye disorders	Blindness	4-5	112	22.6	0	0.0	125	25.1	0	0.0	NE			NE	NE	NE		NE	NE	NE	NE		NE	NE	NE	NE		NE		NE	NE	NE
Eye disorders	Cataract	1-2	187	37.8	1	0.5	187	37.6	0	0.0		*	Quasi-complete separation of data points detected.				*	WARNING: Negative of Hessian not positive definite.			NE		Algorithm converged.	NE	NE	NE	0.3553	NE		Algorithm converged.	NE	NE
Eye disorders	Cataract	3	196	39.6	2	1.0	186	37.3	0	0.0		*	Quasi-complete separation of data points detected.				*	ERROR: The mean parameter is either invalid or at a limit of its range for some observations.			NE		Algorithm converged.	NE	NE	NE		NE		Algorithm converged.	NE	NE
Eye disorders	Cataract	4-5	112	22.6	1	0.9	125	25.1	1	0.8	1.12		Convergence criterion (GCONV=1E-8) satisfied.	0.07	18.07	0.001		Algorithm converged.	-0.022	0.024	1.12		Algorithm converged.	0.07	17.63	0.9378		0.90		Algorithm converged.	0.06	14.16
Eye disorders	Chalazion	1-2	187	37.8	0	0.0	187	37.6	0	0.0	NE			NE	NE	NE		NE	NE	NE	NE		NE	NE	NE	NE	NE	NE		NE	NE	NE
Eye disorders	Chalazion	3	196	39.6	0	0.0	186	37.3	0	0.0	NE			NE	NE	NE		NE	NE	NE	NE		NE	NE	NE	NE		NE		NE	NE	NE
Eye disorders	Chalazion	4-5	112	22.6	0	0.0	125	25.1	1	0.8		*	Quasi-complete separation of data points detected.				*	WARNING: The relative Hessian convergence criterion of 16.316112867 is greater than the limit of 0.0001. The convergence is questionable.			0.00		Algorithm converged.	0.00	NE	0.9999		>999.99		Algorithm converged.	0.00	NE
Eye disorders	Conjunctival haemorrhage	1-2	187	37.8	0	0.0	187	37.6	0	0.0	NE			NE	NE	NE		NE	NE	NE	NE		NE	NE	NE	NE	NE	NE		NE	NE	NE
Eye disorders	Conjunctival haemorrhage	3	196	39.6	1	0.5	186	37.3	0	0.0		*	Quasi-complete separation of data points detected.				*	ERROR: The mean parameter is either invalid or at a limit of its range for some observations.			NE		Algorithm converged.	NE	NE	NE		NE		Algorithm converged.	NE	NE
Eye disorders	Conjunctival haemorrhage	4-5	112	22.6	0	0.0	125	25.1	0	0.0	NE			NE	NE	NE		NE	NE	NE	NE		NE	NE	NE	NE		NE		NE	NE	NE
Eye disorders	Conjunctival hyperaemia	1-2	187	37.8	0	0.0	187	37.6	0	0.0	NE			NE	NE	NE		NE	NE	NE	NE		NE	NE	NE	NE	NE	NE		NE	NE	NE
Eye disorders	Conjunctival hyperaemia	3	196	39.6	0	0.0	186	37.3	1	0.5		*	Quasi-complete separation of data points detected.				*	ERROR: Error in computing the link function, its derivatives, or the variance function.			0.00		Algorithm converged.	0.00	NE	1.0000		>999.99		Algorithm converged.	0.00	NE
Eye disorders	Conjunctival hyperaemia	4-5	112	22.6	0	0.0	125	25.1	0	0.0	NE			NE	NE	NE		NE	NE	NE	NE		NE	NE	NE	NE		NE		NE	NE	NE
Eye disorders	Conjunctivitis allergic	1-2	187	37.8	2	1.1	187	37.6	0	0.0		*	Quasi-complete separation of data points detected.				*	WARNING: Negative of Hessian not positive definite.			NE		Algorithm converged.	NE	NE	NE	NE	NE		Algorithm converged.	NE	NE
Eye disorders	Conjunctivitis allergic	3	196	39.6	0	0.0	186	37.3	0	0.0	NE			NE	NE	NE		NE	NE	NE	NE		NE	NE	NE	NE		NE		NE	NE	NE
Eye disorders	Conjunctivitis allergic	4-5	112	22.6	0	0.0	125	25.1	0	0.0	NE			NE	NE	NE		NE	NE	NE	NE		NE	NE	NE	NE		NE		NE	NE	NE
Eye disorders	Dacryostenosis acquired	1-2	187	37.8	1	0.5	187	37.6	0	0.0		*	Quasi-complete separation of data points detected.				*	ERROR: The mean parameter is either invalid or at a limit of its range for some observations.			NE		Algorithm converged.	NE	NE	NE	NE	NE		Algorithm converged.	NE	NE
Eye disorders	Dacryostenosis acquired	3	196	39.6	0	0.0	186	37.3	0	0.0	NE			NE	NE	NE		NE	NE	NE	NE		NE	NE	NE	NE		NE		NE	NE	NE
Eye disorders	Dacryostenosis acquired	4-5	112	22.6	0	0.0	125	25.1	0	0.0	NE			NE	NE	NE		NE	NE	NE	NE		NE	NE	NE	NE		NE		NE	NE	NE
Eye disorders	Diplopia	1-2	187	37.8	0	0.0	187	37.6	0	0.0	NE			NE	NE	NE		NE	NE	NE	NE		NE	NE	NE	NE	NE	NE		NE	NE	NE
Eye disorders	Diplopia	3	196	39.6	0	0.0	186	37.3	0	0.0	NE			NE	NE	NE		NE	NE	NE	NE		NE	NE	NE	NE		NE		NE	NE	NE
Eye disorders	Diplopia	4-5	112	22.6	1	0.9	125	25.1	0	0.0		*	Quasi-complete separation of data points detected.				*	WARNING: The relative Hessian convergence criterion of 18.712481934 is greater than the limit of 0.0001. The convergence is questionable.			NE		Algorithm converged.	NE	NE	NE		NE		Algorithm converged.	NE	NE
Eye disorders	Dry eye	1-2	187	37.8	6	3.2	187	37.6	4	2.1	1.52		Convergence criterion (GCONV=1E-8) satisfied.	0.42	5.46	0.011		Algorithm converged.	-0.022	0.043	1.50		Algorithm converged.	0.43	5.23	0.5245	0.8125	0.67		Algorithm converged.	0.19	2.32
Eye disorders	Dry eye	3	196	39.6	4	2.0	186	37.3	3	1.6	1.27		Convergence criterion (GCONV=1E-8) satisfied.	0.28	5.76	0.004		Algorithm converged.	-0.023	0.031	1.27		Algorithm converged.	0.29	5.58	0.7559		0.79		Algorithm converged.	0.18	3.48
Eye disorders	Dry eye	4-5	112	22.6	2	1.8	125	25.1	3	2.4	0.74		Convergence criterion (GCONV=1E-8) satisfied.	0.12	4.51	-0.006		Algorithm converged.	-0.042	0.030	0.74		Algorithm converged.	0.13	4.37	0.7435		1.34		Algorithm converged.	0.23	7.90
Eye disorders	Ectropion	1-2	187	37.8	1	0.5	187	37.6	0	0.0		*	Quasi-complete separation of data points detected.				*	WARNING: Negative of Hessian not positive definite.			NE		Algorithm converged.	NE	NE	NE	NE	NE		Algorithm converged.	NE	NE
Eye disorders	Ectropion	3	196	39.6	0	0.0	186	37.3	0	0.0	NE			NE	NE	NE		NE	NE	NE	NE		NE	NE	NE	NE		NE		NE	NE	NE
Eye disorders	Ectropion	4-5	112	22.6	0	0.0	125	25.1	0	0.0	NE			NE	NE	NE		NE	NE	NE	NE		NE	NE	NE	NE		NE		NE	NE	NE
Eye disorders	Erythema of eyelid	1-2	187	37.8	0	0.0	187	37.6	0	0.0	NE			NE	NE	NE		NE	NE	NE	NE		NE	NE	NE	NE	NE	NE		NE	NE	NE
Eye disorders	Erythema of eyelid	3	196	39.6	0	0.0	186	37.3	0	0.0	NE			NE	NE	NE		NE	NE	NE	NE		NE	NE	NE	NE		NE		NE	NE	NE
Eye disorders	Erythema of eyelid	4-5	112	22.6	0	0.0	125	25.1	1	0.8		*	Quasi-complete separation of data points detected.				*	WARNING: The relative Hessian convergence criterion of 16.316112867 is greater than the limit of 0.0001. The convergence is questionable.			0.00		Algorithm converged.	0.00	NE	0.9999		>999.99		Algorithm converged.	0.00	NE
Eye disorders	Exophthalmos	1-2	187	37.8	0	0.0	187	37.6	0	0.0	NE			NE	NE	NE		NE	NE	NE	NE		NE	NE	NE	NE	NE	NE		NE	NE	NE
Eye disorders	Exophthalmos	3	196	39.6	0	0.0	186	37.3	1	0.5		*	Quasi-complete separation of data points detected.				*	ERROR: Error in computing the link function, its derivatives, or the variance function.			0.00		Algorithm converged.	0.00	NE	1.0000		>999.99		Algorithm converged.	0.00	NE
Eye disorders	Exophthalmos	4-5	112	22.6	0	0.0	125	25.1	0	0.0	NE			NE	NE	NE		NE	NE	NE	NE		NE	NE	NE	NE		NE		NE	NE	NE
Eye disorders	Eye discharge	1-2	187	37.8	0	0.0	187	37.6	0	0.0	NE			NE	NE	NE		NE	NE	NE	NE		NE	NE	NE	NE	NE	NE		NE	NE	NE
Eye disorders	Eye discharge	3	196	39.6	0	0.0	186	37.3	0	0.0	NE			NE	NE	NE		NE	NE	NE	NE		NE	NE	NE	NE		NE		NE	NE	NE
Eye disorders	Eye discharge	4-5	112	22.6	1	0.9	125	25.1	0	0.0		*	Quasi-complete separation of data points detected.				*	WARNING: The relative Hessian convergence criterion of 18.712481867 is greater than the limit of 0.0001. The convergence is questionable.			NE		Algorithm converged.	NE	NE	NE		NE		Algorithm converged.	NE	NE
Eye disorders	Eye inflammation	1-2	187	37.8	1	0.5	187	37.6	0	0.0		*	Quasi-complete separation of data points detected.				*	ERROR: The mean parameter is either invalid or at a limit of its range for some observations.			NE		Algorithm converged.	NE	NE	NE	NE	NE		Algorithm converged.	NE	NE
Eye disorders	Eye inflammation	3	196	39.6	0	0.0	186	37.3	0	0.0	NE			NE	NE	NE		NE	NE	NE	NE		NE	NE	NE	NE		NE		NE	NE	NE
Eye disorders	Eye inflammation	4-5	112	22.6	0	0.0	125	25.1	0	0.0	NE			NE	NE	NE		NE	NE	NE	NE		NE	NE	NE	NE		NE		NE	NE	NE
Eye disorders	Eye irritation	1-2	187	37.8	1	0.5	187	37.6	0	0.0		*	Quasi-complete separation of data points detected.				*	ERROR: The mean parameter is either invalid or at a limit of its range for some observations.			NE		Algorithm converged.	NE	NE	NE	1.0000	NE		Algorithm converged.	NE	NE
Eye disorders	Eye irritation	3	196	39.6	1	0.5	186	37.3	0	0.0		*	Quasi-complete separation of data points detected.				*	ERROR: The mean parameter is either invalid or at a limit of its range for some observations.			NE		Algorithm converged.	NE	NE	NE		NE		Algorithm converged.	NE	NE
Eye disorders	Eye irritation	4-5	112	22.6	1	0.9	125	25.1	0	0.0		*	Quasi-complete separation of data points detected.				*	WARNING: The relative Hessian convergence criterion of 18.712481934 is greater than the limit of 0.0001. The convergence is questionable.			NE		Algorithm converged.	NE	NE	NE		NE		Algorithm converged.	NE	NE
Eye disorders	Eye movement disorder	1-2	187	37.8	0	0.0	187	37.6	0	0.0	NE			NE	NE	NE		NE	NE	NE	NE		NE	NE	NE	NE	NE	NE		NE	NE	NE
Eye disorders	Eye movement disorder	3	196	39.6	0	0.0	186	37.3	0	0.0	NE			NE	NE	NE		NE	NE	NE	NE		NE	NE	NE	NE		NE		NE	NE	NE
Eye disorders	Eye movement disorder	4-5	112	22.6	1	0.9	125	25.1	0	0.0		*	Quasi-complete separation of data points detected.				*	WARNING: The relative Hessian convergence criterion of 18.712481934 is greater than the limit of 0.0001. The convergence is questionable.			NE		Algorithm converged.	NE	NE	NE		NE		Algorithm converged.	NE	NE
Eye disorders	Eye pain	1-2	187	37.8	2	1.1	187	37.6	1	0.5	2.01		Convergence criterion (GCONV=1E-8) satisfied.	0.18	22.37	0.005		Algorithm converged.	-0.013	0.023	2.00		Algorithm converged.	0.18	21.87	0.5700	NE	0.50		Algorithm converged.	0.05	5.47
Eye disorders	Eye pain	3	196	39.6	0	0.0	186	37.3	0	0.0	NE			NE	NE	NE		NE	NE	NE	NE		NE	NE	NE	NE		NE		NE	NE	NE
Eye disorders	Eye pain	4-5	112	22.6	0	0.0	125	25.1	0	0.0	NE			NE	NE	NE		NE	NE	NE	NE		NE	NE	NE	NE		NE		NE	NE	NE
Eye disorders	Eye pruritus	1-2	187	37.8	0	0.0	187	37.6	3	1.6		*	Quasi-complete separation of data points detected.				*	ERROR: Error in computing the link function, its derivatives, or the variance function.			0.00		Algorithm converged.	0.00	NE	0.9999	0.2520	>999.99		Algorithm converged.	0.00	NE
Eye disorders	Eye pruritus	3	196	39.6	2	1.0	186	37.3	2	1.1	0.95		Convergence criterion (GCONV=1E-8) satisfied.	0.13	6.80	-0.001		Algorithm converged.	-0.021	0.020	0.95		Algorithm converged.	0.14	6.67	0.9580		1.05		Algorithm converged.	0.15	7.40
Eye disorders	Eye pruritus	4-5	112	22.6	0	0.0	125	25.1	0	0.0	NE			NE	NE	NE		NE	NE	NE	NE		NE	NE	NE	NE		NE		NE	NE	NE
Eye disorders	Eyelid cyst	1-2	187	37.8	0	0.0	187	37.6	0	0.0	NE			NE	NE	NE		NE	NE	NE	NE		NE	NE	NE	NE	NE	NE		NE	NE	NE
Eye disorders	Eyelid cyst	3	196	39.6	0	0.0	186	37.3	0	0.0	NE			NE	NE	NE		NE	NE	NE	NE		NE	NE	NE	NE		NE		NE	NE	NE
Eye disorders	Eyelid cyst	4-5	112	22.6	0	0.0	125	25.1	1	0.8		*	Quasi-complete separation of data points detected.				*	WARNING: The relative Hessian convergence criterion of 16.316112867 is greater than the limit of 0.0001. The convergence is questionable.			0.00		Algorithm converged.	0.00	NE	0.9999		>999.99		Algorithm converged.	0.00	NE
Eye disorders	Eyelid irritation	1-2	187	37.8	0	0.0	187	37.6	0	0.0	NE			NE	NE	NE		NE	NE	NE	NE		NE	NE	NE	NE	NE	NE		NE	NE	NE
Eye disorders	Eyelid irritation	3	196	39.6	0	0.0	186	37.3	1	0.5		*	Quasi-complete separation of data points detected.				*	ERROR: Error in computing the link function, its derivatives, or the variance function.			0.00		Algorithm converged.	0.00	NE	1.0000		>999.99		Algorithm converged.	0.00	NE
Eye disorders	Eyelid irritation	4-5	112	22.6	0	0.0	125	25.1	0	0.0	NE			NE	NE	NE		NE	NE	NE	NE		NE	NE	NE	NE		NE		NE	NE	NE
Eye disorders	Eyelid oedema	1-2	187	37.8	1	0.5	187	37.6	0	0.0		*	Quasi-complete separation of data points detected.				*	ERROR: The mean parameter is either invalid or at a limit of its range for some observations.			NE		Algorithm converged.	NE	NE	NE	NE	NE		Algorithm converged.	NE	NE
Eye disorders	Eyelid oedema	3	196	39.6	0	0.0	186	37.3	1	0.5		*	Quasi-complete separation of data points detected.				*	ERROR: Error in computing the link function, its derivatives, or the variance function.			0.00		Algorithm converged.	0.00	NE	1.0000		>999.99		Algorithm converged.	0.00	NE
Eye disorders	Eyelid oedema	4-5	112	22.6	0	0.0	125	25.1	0	0.0	NE			NE	NE	NE		NE	NE	NE	NE		NE	NE	NE	NE		NE		NE	NE	NE
Eye disorders	Eyelid ptosis	1-2	187	37.8	0	0.0	187	37.6	1	0.5		*	Quasi-complete separation of data points detected.				*	ERROR: Error in computing the link function, its derivatives, or the variance function.			0.00		Algorithm converged.	0.00	NE	0.9999	NE	>999.99		Algorithm converged.	0.00	NE
Eye disorders	Eyelid ptosis	3	196	39.6	0	0.0	186	37.3	0	0.0	NE			NE	NE	NE		NE	NE	NE	NE		NE	NE	NE	NE		NE		NE	NE	NE
Eye disorders	Eyelid ptosis	4-5	112	22.6	0	0.0	125	25.1	0	0.0	NE			NE	NE	NE		NE	NE	NE	NE		NE	NE	NE	NE		NE		NE	NE	NE
Eye disorders	Foreign body sensation in eyes	1-2	187	37.8	0	0.0	187	37.6	1	0.5		*	Quasi-complete separation of data points detected.				*	ERROR: Error in computing the link function, its derivatives, or the variance function.			0.00		Algorithm converged.	0.00	NE	0.9999	NE	>999.99		Algorithm converged.	0.00	NE
Eye disorders	Foreign body sensation in eyes	3	196	39.6	0	0.0	186	37.3	0	0.0	NE			NE	NE	NE		NE	NE	NE	NE		NE	NE	NE	NE		NE		NE	NE	NE
Eye disorders	Foreign body sensation in eyes	4-5	112	22.6	0	0.0	125	25.1	0	0.0	NE			NE	NE	NE		NE	NE	NE	NE		NE	NE	NE	NE		NE		NE	NE	NE
Eye disorders	Glaucoma	1-2	187	37.8	1	0.5	187	37.6	0	0.0		*	Quasi-complete separation of data points detected.				*	WARNING: Negative of Hessian not positive definite.			NE		Algorithm converged.	NE	NE	NE	NE	NE		Algorithm converged.	NE	NE
Eye disorders	Glaucoma	3	196	39.6	0	0.0	186	37.3	0	0.0	NE			NE	NE	NE		NE	NE	NE	NE		NE	NE	NE	NE		NE		NE	NE	NE
Eye disorders	Glaucoma	4-5	112	22.6	0	0.0	125	25.1	0	0.0	NE			NE	NE	NE		NE	NE	NE	NE		NE	NE	NE	NE		NE		NE	NE	NE
Eye disorders	Inflammation of lacrimal passage	1-2	187	37.8	0	0.0	187	37.6	0	0.0	NE			NE	NE	NE		NE	NE	NE	NE		NE	NE	NE	NE	NE	NE		NE	NE	NE
Eye disorders	Inflammation of lacrimal passage	3	196	39.6	1	0.5	186	37.3	0	0.0		*	Quasi-complete separation of data points detected.				*	ERROR: The mean parameter is either invalid or at a limit of its range for some observations.			NE		Algorithm converged.	NE	NE	NE		NE		Algorithm converged.	NE	NE
Eye disorders	Inflammation of lacrimal passage	4-5	112	22.6	0	0.0	125	25.1	0	0.0	NE			NE	NE	NE		NE	NE	NE	NE		NE	NE	NE	NE		NE		NE	NE	NE
Eye disorders	Lacrimation increased	1-2	187	37.8	4	2.1	187	37.6	6	3.2	0.66		Convergence criterion (GCONV=1E-8) satisfied.	0.18	2.38	-0.011		Algorithm converged.	-0.043	0.022	0.67		Algorithm converged.	0.19	2.32	0.5245	0.3517	1.50		Algorithm converged.	0.43	5.23
Eye disorders	Lacrimation increased	3	196	39.6	4	2.0	186	37.3	2	1.1	1.92		Convergence criterion (GCONV=1E-8) satisfied.	0.35	10.59	0.010		Algorithm converged.	-0.015	0.034	1.90		Algorithm converged.	0.35	10.24	0.4562		0.53		Algorithm converged.	0.10	2.84
Eye disorders	Lacrimation increased	4-5	112	22.6	3	2.7	125	25.1	1	0.8	3.41		Convergence criterion (GCONV=1E-8) satisfied.	0.35	33.28	0.019		Algorithm converged.	-0.015	0.053	3.35		Algorithm converged.	0.35	31.73	0.2922		0.30		Algorithm converged.	0.03	2.83
Eye disorders	Mydriasis	1-2	187	37.8	0	0.0	187	37.6	0	0.0	NE			NE	NE	NE		NE	NE	NE	NE		NE	NE	NE	NE	NE	NE		NE	NE	NE
Eye disorders	Mydriasis	3	196	39.6	1	0.5	186	37.3	0	0.0		*	Quasi-complete separation of data points detected.				*	ERROR: The mean parameter is either invalid or at a limit of its range for some observations.			NE		Algorithm converged.	NE	NE	NE		NE		Algorithm converged.	NE	NE
Eye disorders	Mydriasis	4-5	112	22.6	0	0.0	125	25.1	0	0.0	NE			NE	NE	NE		NE	NE	NE	NE		NE	NE	NE	NE		NE		NE	NE	NE
Eye disorders	Ocular hyperaemia	1-2	187	37.8	2	1.1	187	37.6	2	1.1	1.00		Convergence criterion (GCONV=1E-8) satisfied.	0.14	7.17	0.000		Algorithm converged.	-0.021	0.021	1.00		Algorithm converged.	0.14	7.02	1.0000	NE	1.00		Algorithm converged.	0.14	7.02
Eye disorders	Ocular hyperaemia	3	196	39.6	0	0.0	186	37.3	0	0.0	NE			NE	NE	NE		NE	NE	NE	NE		NE	NE	NE	NE		NE		NE	NE	NE
Eye disorders	Ocular hyperaemia	4-5	112	22.6	2	1.8	125	25.1	0	0.0		*	Quasi-complete separation of data points detected.				*	WARNING: Negative of Hessian not positive definite.			NE		Algorithm converged.	NE	NE	NE		NE		Algorithm converged.	NE	NE
Eye disorders	Photophobia	1-2	187	37.8	2	1.1	187	37.6	0	0.0		*	Quasi-complete separation of data points detected.				*	WARNING: Negative of Hessian not positive definite.			NE		Algorithm converged.	NE	NE	NE	NE	NE		Algorithm converged.	NE	NE
Eye disorders	Photophobia	3	196	39.6	0	0.0	186	37.3	0	0.0	NE			NE	NE	NE		NE	NE	NE	NE		NE	NE	NE	NE		NE		NE	NE	NE
Eye disorders	Photophobia	4-5	112	22.6	1	0.9	125	25.1	0	0.0		*	Quasi-complete separation of data points detected.				*	WARNING: The relative Hessian convergence criterion of 18.712481934 is greater than the limit of 0.0001. The convergence is questionable.			NE		Algorithm converged.	NE	NE	NE		NE		Algorithm converged.	NE	NE
Eye disorders	Retinal vein occlusion	1-2	187	37.8	0	0.0	187	37.6	0	0.0	NE			NE	NE	NE		NE	NE	NE	NE		NE	NE	NE	NE	NE	NE		NE	NE	NE
Eye disorders	Retinal vein occlusion	3	196	39.6	0	0.0	186	37.3	0	0.0	NE			NE	NE	NE		NE	NE	NE	NE		NE	NE	NE	NE		NE		NE	NE	NE
Eye disorders	Retinal vein occlusion	4-5	112	22.6	0	0.0	125	25.1	1	0.8		*	Quasi-complete separation of data points detected.				*	WARNING: The relative Hessian convergence criterion of 16.316112867 is greater than the limit of 0.0001. The convergence is questionable.			0.00		Algorithm converged.	0.00	NE	0.9999		>999.99		Algorithm converged.	0.00	NE
Eye disorders	Retinopathy	1-2	187	37.8	0	0.0	187	37.6	0	0.0	NE			NE	NE	NE		NE	NE	NE	NE		NE	NE	NE	NE	NE	NE		NE	NE	NE
Eye disorders	Retinopathy	3	196	39.6	0	0.0	186	37.3	0	0.0	NE			NE	NE	NE		NE	NE	NE	NE		NE	NE	NE	NE		NE		NE	NE	NE
Eye disorders	Retinopathy	4-5	112	22.6	0	0.0	125	25.1	1	0.8		*	Quasi-complete separation of data points detected.				*	WARNING: The relative Hessian convergence criterion of 16.316112867 is greater than the limit of 0.0001. The convergence is questionable.			0.00		Algorithm converged.	0.00	NE	0.9999		>999.99		Algorithm converged.	0.00	NE
Eye disorders	Rhegmatogenous retinal detachment	1-2	187	37.8	0	0.0	187	37.6	0	0.0	NE			NE	NE	NE		NE	NE	NE	NE		NE	NE	NE	NE	NE	NE		NE	NE	NE
Eye disorders	Rhegmatogenous retinal detachment	3	196	39.6	1	0.5	186	37.3	0	0.0		*	Quasi-complete separation of data points detected.				*	ERROR: The mean parameter is either invalid or at a limit of its range for some observations.			NE		Algorithm converged.	NE	NE	NE		NE		Algorithm converged.	NE	NE
Eye disorders	Rhegmatogenous retinal detachment	4-5	112	22.6	0	0.0	125	25.1	0	0.0	NE			NE	NE	NE		NE	NE	NE	NE		NE	NE	NE	NE		NE		NE	NE	NE
Eye disorders	Swelling of eyelid	1-2	187	37.8	0	0.0	187	37.6	1	0.5		*	Quasi-complete separation of data points detected.				*	ERROR: Error in computing the link function, its derivatives, or the variance function.			0.00		Algorithm converged.	0.00	NE	0.9999	NE	>999.99		Algorithm converged.	0.00	NE
Eye disorders	Swelling of eyelid	3	196	39.6	0	0.0	186	37.3	0	0.0	NE			NE	NE	NE		NE	NE	NE	NE		NE	NE	NE	NE		NE		NE	NE	NE
Eye disorders	Swelling of eyelid	4-5	112	22.6	0	0.0	125	25.1	0	0.0	NE			NE	NE	NE		NE	NE	NE	NE		NE	NE	NE	NE		NE		NE	NE	NE
Eye disorders	Uveitis	1-2	187	37.8	0	0.0	187	37.6	0	0.0	NE			NE	NE	NE		NE	NE	NE	NE		NE	NE	NE	NE	NE	NE		NE	NE	NE
Eye disorders	Uveitis	3	196	39.6	1	0.5	186	37.3	0	0.0		*	Quasi-complete separation of data points detected.				*	ERROR: The mean parameter is either invalid or at a limit of its range for some observations.			NE		Algorithm converged.	NE	NE	NE		NE		Algorithm converged.	NE	NE
Eye disorders	Uveitis	4-5	112	22.6	0	0.0	125	25.1	0	0.0	NE			NE	NE	NE		NE	NE	NE	NE		NE	NE	NE	NE		NE		NE	NE	NE
Eye disorders	Vision blurred	1-2	187	37.8	6	3.2	187	37.6	3	1.6	2.03		Convergence criterion (GCONV=1E-8) satisfied.	0.50	8.25	0.016		Algorithm converged.	-0.015	0.047	2.00		Algorithm converged.	0.51	7.88	0.3217	0.1281	0.50		Algorithm converged.	0.13	1.97
Eye disorders	Vision blurred	3	196	39.6	2	1.0	186	37.3	7	3.8	0.26		Convergence criterion (GCONV=1E-8) satisfied.	0.05	1.29	-0.027		Algorithm converged.	-0.058	0.003	0.27		Algorithm converged.	0.06	1.29	0.1008		3.69		Algorithm converged.	0.78	17.53
Eye disorders	Vision blurred	4-5	112	22.6	1	0.9	125	25.1	2	1.6	0.55		Convergence criterion (GCONV=1E-8) satisfied.	0.05	6.19	-0.007		Algorithm converged.	-0.035	0.021	0.56		Algorithm converged.	0.05	6.07	0.6319		1.79		Algorithm converged.	0.16	19.50
Eye disorders	Visual acuity reduced	1-2	187	37.8	0	0.0	187	37.6	1	0.5		*	Quasi-complete separation of data points detected.				*	ERROR: Error in computing the link function, its derivatives, or the variance function.			0.00		Algorithm converged.	0.00	NE	0.9999	NE	>999.99		Algorithm converged.	0.00	NE
Eye disorders	Visual acuity reduced	3	196	39.6	0	0.0	186	37.3	0	0.0	NE			NE	NE	NE		NE	NE	NE	NE		NE	NE	NE	NE		NE		NE	NE	NE
Eye disorders	Visual acuity reduced	4-5	112	22.6	0	0.0	125	25.1	0	0.0	NE			NE	NE	NE		NE	NE	NE	NE		NE	NE	NE	NE		NE		NE	NE	NE
Eye disorders	Visual field defect	1-2	187	37.8	1	0.5	187	37.6	0	0.0		*	Quasi-complete separation of data points detected.				*	ERROR: The mean parameter is either invalid or at a limit of its range for some observations.			NE		Algorithm converged.	NE	NE	NE	NE	NE		Algorithm converged.	NE	NE
Eye disorders	Visual field defect	3	196	39.6	0	0.0	186	37.3	1	0.5		*	Quasi-complete separation of data points detected.				*	ERROR: Error in computing the link function, its derivatives, or the variance function.			0.00		Algorithm converged.	0.00	NE	1.0000		>999.99		Algorithm converged.	0.00	NE
Eye disorders	Visual field defect	4-5	112	22.6	0	0.0	125	25.1	0	0.0	NE			NE	NE	NE		NE	NE	NE	NE		NE	NE	NE	NE		NE		NE	NE	NE
Eye disorders	Visual impairment	1-2	187	37.8	2	1.1	187	37.6	0	0.0		*	Quasi-complete separation of data points detected.				*	WARNING: Negative of Hessian not positive definite.			NE		Algorithm converged.	NE	NE	NE	NE	NE		Algorithm converged.	NE	NE
Eye disorders	Visual impairment	3	196	39.6	3	1.5	186	37.3	1	0.5	2.88		Convergence criterion (GCONV=1E-8) satisfied.	0.30	27.89	0.010		Algorithm converged.	-0.010	0.030	2.85		Algorithm converged.	0.30	27.13	0.3630		0.35		Algorithm converged.	0.04	3.35
Eye disorders	Visual impairment	4-5	112	22.6	0	0.0	125	25.1	0	0.0	NE			NE	NE	NE		NE	NE	NE	NE		NE	NE	NE	NE		NE		NE	NE	NE
Eye disorders	Vitreous detachment	1-2	187	37.8	1	0.5	187	37.6	0	0.0		*	Quasi-complete separation of data points detected.				*	WARNING: Negative of Hessian not positive definite.			NE		Algorithm converged.	NE	NE	NE	NE	NE		Algorithm converged.	NE	NE
Eye disorders	Vitreous detachment	3	196	39.6	0	0.0	186	37.3	0	0.0	NE			NE	NE	NE		NE	NE	NE	NE		NE	NE	NE	NE		NE		NE	NE	NE
Eye disorders	Vitreous detachment	4-5	112	22.6	0	0.0	125	25.1	0	0.0	NE			NE	NE	NE		NE	NE	NE	NE		NE	NE	NE	NE		NE		NE	NE	NE
Eye disorders	Vitreous floaters	1-2	187	37.8	1	0.5	187	37.6	0	0.0		*	Quasi-complete separation of data points detected.				*	ERROR: The mean parameter is either invalid or at a limit of its range for some observations.			NE		Algorithm converged.	NE	NE	NE	NE	NE		Algorithm converged.	NE	NE
Eye disorders	Vitreous floaters	3	196	39.6	0	0.0	186	37.3	0	0.0	NE			NE	NE	NE		NE	NE	NE	NE		NE	NE	NE	NE		NE		NE	NE	NE
Eye disorders	Vitreous floaters	4-5	112	22.6	0	0.0	125	25.1	0	0.0	NE			NE	NE	NE		NE	NE	NE	NE		NE	NE	NE	NE		NE		NE	NE	NE
Eye disorders	Vitreous haemorrhage	1-2	187	37.8	0	0.0	187	37.6	0	0.0	NE			NE	NE	NE		NE	NE	NE	NE		NE	NE	NE	NE	NE	NE		NE	NE	NE
Eye disorders	Vitreous haemorrhage	3	196	39.6	0	0.0	186	37.3	0	0.0	NE			NE	NE	NE		NE	NE	NE	NE		NE	NE	NE	NE		NE		NE	NE	NE
Eye disorders	Vitreous haemorrhage	4-5	112	22.6	1	0.9	125	25.1	0	0.0		*	Quasi-complete separation of data points detected.				*	ERROR: Error in computing the link function, its derivatives, or the variance function.			NE		Algorithm converged.	NE	NE	NE		NE		Algorithm converged.	NE	NE
Eye disorders	Xerophthalmia	1-2	187	37.8	0	0.0	187	37.6	0	0.0	NE			NE	NE	NE		NE	NE	NE	NE		NE	NE	NE	NE	NE	NE		NE	NE	NE
Eye disorders	Xerophthalmia	3	196	39.6	0	0.0	186	37.3	0	0.0	NE			NE	NE	NE		NE	NE	NE	NE		NE	NE	NE	NE		NE		NE	NE	NE
Eye disorders	Xerophthalmia	4-5	112	22.6	1	0.9	125	25.1	0	0.0		*	Quasi-complete separation of data points detected.				*	WARNING: The relative Hessian convergence criterion of 18.712481934 is greater than the limit of 0.0001. The convergence is questionable.			NE		Algorithm converged.	NE	NE	NE		NE		Algorithm converged.	NE	NE

Gastrointestinal disorders		1-2	187	37.8	131	70.1	187	37.6	130	69.5	1.03		Convergence criterion (GCONV=1E-8) satisfied.	0.66	1.59	0.005		Algorithm converged.	-0.088	0.098	1.01		Algorithm converged.	0.88	1.15	0.9103	0.9327	0.99		Algorithm converged.	0.87	1.13
Gastrointestinal disorders		3	196	39.6	146	74.5	186	37.3	134	72.0	1.13		Convergence criterion (GCONV=1E-8) satisfied.	0.72	1.78	0.024		Algorithm converged.	-0.064	0.113	1.03		Algorithm converged.	0.92	1.17	0.5896		0.97		Algorithm converged.	0.86	1.09
Gastrointestinal disorders		4-5	112	22.6	77	68.8	125	25.1	82	65.6	1.15		Convergence criterion (GCONV=1E-8) satisfied.	0.67	1.99	0.032		Algorithm converged.	-0.088	0.151	1.05		Algorithm converged.	0.88	1.25	0.6057		0.95		Algorithm converged.	0.80	1.14
Gastrointestinal disorders	Abdominal discomfort	1-2	187	37.8	3	1.6	187	37.6	3	1.6	1.00		Convergence criterion (GCONV=1E-8) satisfied.	0.20	5.02	0.000		Algorithm converged.	-0.025	0.025	1.00		Algorithm converged.	0.20	4.89	1.0000	0.3462	1.00		Algorithm converged.	0.20	4.89
Gastrointestinal disorders	Abdominal discomfort	3	196	39.6	2	1.0	186	37.3	3	1.6	0.63		Convergence criterion (GCONV=1E-8) satisfied.	0.10	3.81	-0.006		Algorithm converged.	-0.029	0.017	0.63		Algorithm converged.	0.11	3.74	0.6138		1.58		Algorithm converged.	0.27	9.35
Gastrointestinal disorders	Abdominal discomfort	4-5	112	22.6	0	0.0	125	25.1	2	1.6		*	Quasi-complete separation of data points detected.				*	WARNING: The relative Hessian convergence criterion of 10.206215758 is greater than the limit of 0.0001. The convergence is questionable.			0.00		Algorithm converged.	0.00	NE	0.9999		>999.99		Algorithm converged.	0.00	NE
Gastrointestinal disorders	Abdominal distension	1-2	187	37.8	1	0.5	187	37.6	2	1.1	0.50		Convergence criterion (GCONV=1E-8) satisfied.	0.04	5.53	-0.005		Algorithm converged.	-0.023	0.013	0.50		Algorithm converged.	0.05	5.47	0.5700	0.4472	2.00		Algorithm converged.	0.18	21.87
Gastrointestinal disorders	Abdominal distension	3	196	39.6	4	2.0	186	37.3	3	1.6	1.27		Convergence criterion (GCONV=1E-8) satisfied.	0.28	5.76	0.004		Algorithm converged.	-0.023	0.031	1.27		Algorithm converged.	0.29	5.58	0.7559		0.79		Algorithm converged.	0.18	3.48
Gastrointestinal disorders	Abdominal distension	4-5	112	22.6	0	0.0	125	25.1	1	0.8		*	Quasi-complete separation of data points detected.				*	WARNING: The relative Hessian convergence criterion of 16.316112867 is greater than the limit of 0.0001. The convergence is questionable.			0.00		Algorithm converged.	0.00	NE	0.9999		>999.99		Algorithm converged.	0.00	NE
Gastrointestinal disorders	Abdominal hernia	1-2	187	37.8	0	0.0	187	37.6	0	0.0	NE			NE	NE	NE		NE	NE	NE	NE		NE	NE	NE	NE	NE	NE		NE	NE	NE
Gastrointestinal disorders	Abdominal hernia	3	196	39.6	0	0.0	186	37.3	1	0.5		*	Quasi-complete separation of data points detected.				*	ERROR: Error in computing the link function, its derivatives, or the variance function.			0.00		Algorithm converged.	0.00	NE	1.0000		>999.99		Algorithm converged.	0.00	NE
Gastrointestinal disorders	Abdominal hernia	4-5	112	22.6	0	0.0	125	25.1	0	0.0	NE			NE	NE	NE		NE	NE	NE	NE		NE	NE	NE	NE		NE		NE	NE	NE
Gastrointestinal disorders	Abdominal pain	1-2	187	37.8	11	5.9	187	37.6	16	8.6	0.67		Convergence criterion (GCONV=1E-8) satisfied.	0.30	1.48	-0.027		Algorithm converged.	-0.079	0.026	0.69		Algorithm converged.	0.33	1.44	0.3213	0.4389	1.45		Algorithm converged.	0.69	3.05
Gastrointestinal disorders	Abdominal pain	3	196	39.6	19	9.7	186	37.3	16	8.6	1.14		Convergence criterion (GCONV=1E-8) satisfied.	0.57	2.29	0.011		Algorithm converged.	-0.047	0.069	1.13		Algorithm converged.	0.60	2.12	0.7119		0.89		Algorithm converged.	0.47	1.67
Gastrointestinal disorders	Abdominal pain	4-5	112	22.6	13	11.6	125	25.1	11	8.8	1.36		Convergence criterion (GCONV=1E-8) satisfied.	0.58	3.17	0.028		Algorithm converged.	-0.049	0.105	1.32		Algorithm converged.	0.62	2.82	0.4760		0.76		Algorithm converged.	0.35	1.62
Gastrointestinal disorders	Abdominal pain lower	1-2	187	37.8	2	1.1	187	37.6	1	0.5	2.01		Convergence criterion (GCONV=1E-8) satisfied.	0.18	22.37	0.005		Algorithm converged.	-0.013	0.023	2.00		Algorithm converged.	0.18	21.87	0.5700	0.9226	0.50		Algorithm converged.	0.05	5.47
Gastrointestinal disorders	Abdominal pain lower	3	196	39.6	1	0.5	186	37.3	1	0.5	0.95		Convergence criterion (GCONV=1E-8) satisfied.	0.06	15.28	0.000		Algorithm converged.	-0.015	0.014	0.95		Algorithm converged.	0.06	15.06	0.9704		1.05		Algorithm converged.	0.07	16.72
Gastrointestinal disorders	Abdominal pain lower	4-5	112	22.6	0	0.0	125	25.1	0	0.0	NE			NE	NE	NE		NE	NE	NE	NE		NE	NE	NE	NE		NE		NE	NE	NE
Gastrointestinal disorders	Abdominal pain upper	1-2	187	37.8	7	3.7	187	37.6	12	6.4	0.57		Convergence criterion (GCONV=1E-8) satisfied.	0.22	1.47	-0.027		Algorithm converged.	-0.071	0.018	0.58		Algorithm converged.	0.23	1.45	0.2456	0.4755	1.71		Algorithm converged.	0.69	4.26
Gastrointestinal disorders	Abdominal pain upper	3	196	39.6	9	4.6	186	37.3	8	4.3	1.07		Convergence criterion (GCONV=1E-8) satisfied.	0.40	2.84	0.003		Algorithm converged.	-0.038	0.044	1.07		Algorithm converged.	0.42	2.71	0.8905		0.94		Algorithm converged.	0.37	2.38
Gastrointestinal disorders	Abdominal pain upper	4-5	112	22.6	3	2.7	125	25.1	2	1.6	1.69		Convergence criterion (GCONV=1E-8) satisfied.	0.28	10.32	0.011		Algorithm converged.	-0.026	0.048	1.67		Algorithm converged.	0.28	9.84	0.5685		0.60		Algorithm converged.	0.10	3.51
Gastrointestinal disorders	Abdominal rigidity	1-2	187	37.8	0	0.0	187	37.6	0	0.0	NE			NE	NE	NE		NE	NE	NE	NE		NE	NE	NE	NE	NE	NE		NE	NE	NE
Gastrointestinal disorders	Abdominal rigidity	3	196	39.6	0	0.0	186	37.3	0	0.0	NE			NE	NE	NE		NE	NE	NE	NE		NE	NE	NE	NE		NE		NE	NE	NE
Gastrointestinal disorders	Abdominal rigidity	4-5	112	22.6	0	0.0	125	25.1	1	0.8		*	Quasi-complete separation of data points detected.				*	WARNING: The relative Hessian convergence criterion of 16.316112867 is greater than the limit of 0.0001. The convergence is questionable.			0.00		Algorithm converged.	0.00	NE	0.9999		>999.99		Algorithm converged.	0.00	NE
Gastrointestinal disorders	Abdominal wall haematoma	1-2	187	37.8	0	0.0	187	37.6	1	0.5		*	Quasi-complete separation of data points detected.				*	ERROR: Error in computing the link function, its derivatives, or the variance function.			0.00		Algorithm converged.	0.00	NE	0.9999	NE	>999.99		Algorithm converged.	0.00	NE
Gastrointestinal disorders	Abdominal wall haematoma	3	196	39.6	0	0.0	186	37.3	0	0.0	NE			NE	NE	NE		NE	NE	NE	NE		NE	NE	NE	NE		NE		NE	NE	NE
Gastrointestinal disorders	Abdominal wall haematoma	4-5	112	22.6	0	0.0	125	25.1	0	0.0	NE			NE	NE	NE		NE	NE	NE	NE		NE	NE	NE	NE		NE		NE	NE	NE
Gastrointestinal disorders	Anal cyst	1-2	187	37.8	0	0.0	187	37.6	0	0.0	NE			NE	NE	NE		NE	NE	NE	NE		NE	NE	NE	NE	NE	NE		NE	NE	NE
Gastrointestinal disorders	Anal cyst	3	196	39.6	1	0.5	186	37.3	0	0.0		*	Quasi-complete separation of data points detected.				*	ERROR: The mean parameter is either invalid or at a limit of its range for some observations.			NE		Algorithm converged.	NE	NE	NE		NE		Algorithm converged.	NE	NE
Gastrointestinal disorders	Anal cyst	4-5	112	22.6	0	0.0	125	25.1	0	0.0	NE			NE	NE	NE		NE	NE	NE	NE		NE	NE	NE	NE		NE		NE	NE	NE
Gastrointestinal disorders	Anal fissure	1-2	187	37.8	0	0.0	187	37.6	1	0.5		*	Quasi-complete separation of data points detected.				*	ERROR: Error in computing the link function, its derivatives, or the variance function.			0.00		Algorithm converged.	0.00	NE	0.9999	NE	>999.99		Algorithm converged.	0.00	NE
Gastrointestinal disorders	Anal fissure	3	196	39.6	0	0.0	186	37.3	0	0.0	NE			NE	NE	NE		NE	NE	NE	NE		NE	NE	NE	NE		NE		NE	NE	NE
Gastrointestinal disorders	Anal fissure	4-5	112	22.6	0	0.0	125	25.1	1	0.8		*	Quasi-complete separation of data points detected.				*	WARNING: The relative Hessian convergence criterion of 16.316112867 is greater than the limit of 0.0001. The convergence is questionable.			0.00		Algorithm converged.	0.00	NE	0.9999		>999.99		Algorithm converged.	0.00	NE
Gastrointestinal disorders	Anal fissure haemorrhage	1-2	187	37.8	0	0.0	187	37.6	0	0.0	NE			NE	NE	NE		NE	NE	NE	NE		NE	NE	NE	NE	NE	NE		NE	NE	NE
Gastrointestinal disorders	Anal fissure haemorrhage	3	196	39.6	0	0.0	186	37.3	0	0.0	NE			NE	NE	NE		NE	NE	NE	NE		NE	NE	NE	NE		NE		NE	NE	NE
Gastrointestinal disorders	Anal fissure haemorrhage	4-5	112	22.6	0	0.0	125	25.1	1	0.8		*	Quasi-complete separation of data points detected.				*	WARNING: The relative Hessian convergence criterion of 16.316112867 is greater than the limit of 0.0001. The convergence is questionable.			0.00		Algorithm converged.	0.00	NE	0.9999		>999.99		Algorithm converged.	0.00	NE
Gastrointestinal disorders	Anal fistula	1-2	187	37.8	1	0.5	187	37.6	0	0.0		*	Quasi-complete separation of data points detected.				*	ERROR: The mean parameter is either invalid or at a limit of its range for some observations.			NE		Algorithm converged.	NE	NE	NE	NE	NE		Algorithm converged.	NE	NE
Gastrointestinal disorders	Anal fistula	3	196	39.6	0	0.0	186	37.3	1	0.5		*	Quasi-complete separation of data points detected.				*	ERROR: Error in computing the link function, its derivatives, or the variance function.			0.00		Algorithm converged.	0.00	NE	1.0000		>999.99		Algorithm converged.	0.00	NE
Gastrointestinal disorders	Anal fistula	4-5	112	22.6	0	0.0	125	25.1	0	0.0	NE			NE	NE	NE		NE	NE	NE	NE		NE	NE	NE	NE		NE		NE	NE	NE
Gastrointestinal disorders	Anal haemorrhage	1-2	187	37.8	1	0.5	187	37.6	0	0.0		*	Quasi-complete separation of data points detected.				*	WARNING: Negative of Hessian not positive definite.			NE		Algorithm converged.	NE	NE	NE	NE	NE		Algorithm converged.	NE	NE
Gastrointestinal disorders	Anal haemorrhage	3	196	39.6	0	0.0	186	37.3	0	0.0	NE			NE	NE	NE		NE	NE	NE	NE		NE	NE	NE	NE		NE		NE	NE	NE
Gastrointestinal disorders	Anal haemorrhage	4-5	112	22.6	0	0.0	125	25.1	0	0.0	NE			NE	NE	NE		NE	NE	NE	NE		NE	NE	NE	NE		NE		NE	NE	NE
Gastrointestinal disorders	Anal incontinence	1-2	187	37.8	0	0.0	187	37.6	1	0.5		*	Quasi-complete separation of data points detected.				*	ERROR: Error in computing the link function, its derivatives, or the variance function.			0.00		Algorithm converged.	0.00	NE	0.9999	NE	>999.99		Algorithm converged.	0.00	NE
Gastrointestinal disorders	Anal incontinence	3	196	39.6	0	0.0	186	37.3	0	0.0	NE			NE	NE	NE		NE	NE	NE	NE		NE	NE	NE	NE		NE		NE	NE	NE
Gastrointestinal disorders	Anal incontinence	4-5	112	22.6	0	0.0	125	25.1	0	0.0	NE			NE	NE	NE		NE	NE	NE	NE		NE	NE	NE	NE		NE		NE	NE	NE
Gastrointestinal disorders	Anal pruritus	1-2	187	37.8	0	0.0	187	37.6	0	0.0	NE			NE	NE	NE		NE	NE	NE	NE		NE	NE	NE	NE	NE	NE		NE	NE	NE
Gastrointestinal disorders	Anal pruritus	3	196	39.6	1	0.5	186	37.3	0	0.0		*	Quasi-complete separation of data points detected.				*	ERROR: The mean parameter is either invalid or at a limit of its range for some observations.			NE		Algorithm converged.	NE	NE	NE		NE		Algorithm converged.	NE	NE
Gastrointestinal disorders	Anal pruritus	4-5	112	22.6	0	0.0	125	25.1	0	0.0	NE			NE	NE	NE		NE	NE	NE	NE		NE	NE	NE	NE		NE		NE	NE	NE
Gastrointestinal disorders	Anal stenosis	1-2	187	37.8	0	0.0	187	37.6	0	0.0	NE			NE	NE	NE		NE	NE	NE	NE		NE	NE	NE	NE	NE	NE		NE	NE	NE
Gastrointestinal disorders	Anal stenosis	3	196	39.6	0	0.0	186	37.3	0	0.0	NE			NE	NE	NE		NE	NE	NE	NE		NE	NE	NE	NE		NE		NE	NE	NE
Gastrointestinal disorders	Anal stenosis	4-5	112	22.6	0	0.0	125	25.1	1	0.8		*	Quasi-complete separation of data points detected.				*	WARNING: The relative Hessian convergence criterion of 16.316112981 is greater than the limit of 0.0001. The convergence is questionable.			0.00		Algorithm converged.	0.00	NE	0.9999		>999.99		Algorithm converged.	0.00	NE
Gastrointestinal disorders	Angular cheilitis	1-2	187	37.8	1	0.5	187	37.6	0	0.0		*	Quasi-complete separation of data points detected.				*	WARNING: Negative of Hessian not positive definite.			NE		Algorithm converged.	NE	NE	NE	NE	NE		Algorithm converged.	NE	NE
Gastrointestinal disorders	Angular cheilitis	3	196	39.6	0	0.0	186	37.3	0	0.0	NE			NE	NE	NE		NE	NE	NE	NE		NE	NE	NE	NE		NE		NE	NE	NE
Gastrointestinal disorders	Angular cheilitis	4-5	112	22.6	1	0.9	125	25.1	0	0.0		*	Quasi-complete separation of data points detected.				*	WARNING: The relative Hessian convergence criterion of 18.712481867 is greater than the limit of 0.0001. The convergence is questionable.			NE		Algorithm converged.	NE	NE	NE		NE		Algorithm converged.	NE	NE
Gastrointestinal disorders	Anorectal discomfort	1-2	187	37.8	0	0.0	187	37.6	0	0.0	NE			NE	NE	NE		NE	NE	NE	NE		NE	NE	NE	NE	NE	NE		NE	NE	NE
Gastrointestinal disorders	Anorectal discomfort	3	196	39.6	0	0.0	186	37.3	0	0.0	NE			NE	NE	NE		NE	NE	NE	NE		NE	NE	NE	NE		NE		NE	NE	NE
Gastrointestinal disorders	Anorectal discomfort	4-5	112	22.6	1	0.9	125	25.1	0	0.0		*	Quasi-complete separation of data points detected.				*	ERROR: Error in computing the link function, its derivatives, or the variance function.			NE		Algorithm converged.	NE	NE	NE		NE		Algorithm converged.	NE	NE
Gastrointestinal disorders	Aphthous ulcer	1-2	187	37.8	4	2.1	187	37.6	0	0.0		*	Quasi-complete separation of data points detected.				*	WARNING: Negative of Hessian not positive definite.			NE		Algorithm converged.	NE	NE	NE	NE	NE		Algorithm converged.	NE	NE
Gastrointestinal disorders	Aphthous ulcer	3	196	39.6	0	0.0	186	37.3	0	0.0	NE			NE	NE	NE		NE	NE	NE	NE		NE	NE	NE	NE		NE		NE	NE	NE
Gastrointestinal disorders	Aphthous ulcer	4-5	112	22.6	0	0.0	125	25.1	1	0.8		*	Quasi-complete separation of data points detected.				*	WARNING: The relative Hessian convergence criterion of 16.316112867 is greater than the limit of 0.0001. The convergence is questionable.			0.00		Algorithm converged.	0.00	NE	0.9999		>999.99		Algorithm converged.	0.00	NE
Gastrointestinal disorders	Cheilitis	1-2	187	37.8	0	0.0	187	37.6	0	0.0	NE			NE	NE	NE		NE	NE	NE	NE		NE	NE	NE	NE	NE	NE		NE	NE	NE
Gastrointestinal disorders	Cheilitis	3	196	39.6	1	0.5	186	37.3	0	0.0		*	Quasi-complete separation of data points detected.				*	ERROR: The mean parameter is either invalid or at a limit of its range for some observations.			NE		Algorithm converged.	NE	NE	NE		NE		Algorithm converged.	NE	NE
Gastrointestinal disorders	Cheilitis	4-5	112	22.6	0	0.0	125	25.1	1	0.8		*	Quasi-complete separation of data points detected.				*	WARNING: The relative Hessian convergence criterion of 16.316112867 is greater than the limit of 0.0001. The convergence is questionable.			0.00		Algorithm converged.	0.00	NE	0.9999		>999.99		Algorithm converged.	0.00	NE
Gastrointestinal disorders	Colitis	1-2	187	37.8	1	0.5	187	37.6	1	0.5	1.00		Convergence criterion (GCONV=1E-8) satisfied.	0.06	16.11	0.000		Algorithm converged.	-0.015	0.015	1.00		Algorithm converged.	0.06	15.87	1.0000	NE	1.00		Algorithm converged.	0.06	15.87
Gastrointestinal disorders	Colitis	3	196	39.6	0	0.0	186	37.3	0	0.0	NE			NE	NE	NE		NE	NE	NE	NE		NE	NE	NE	NE		NE		NE	NE	NE
Gastrointestinal disorders	Colitis	4-5	112	22.6	0	0.0	125	25.1	2	1.6		*	Quasi-complete separation of data points detected.				*	WARNING: The relative Hessian convergence criterion of 10.206215767 is greater than the limit of 0.0001. The convergence is questionable.			0.00		Algorithm converged.	0.00	NE	0.9999		>999.99		Algorithm converged.	0.00	NE
Gastrointestinal disorders	Constipation	1-2	187	37.8	47	25.1	187	37.6	59	31.6	0.73		Convergence criterion (GCONV=1E-8) satisfied.	0.46	1.14	-0.064		Algorithm converged.	-0.155	0.027	0.80		Algorithm converged.	0.58	1.10	0.1705	0.1834	1.26		Algorithm converged.	0.91	1.74
Gastrointestinal disorders	Constipation	3	196	39.6	50	25.5	186	37.3	53	28.5	0.86		Convergence criterion (GCONV=1E-8) satisfied.	0.55	1.35	-0.030		Algorithm converged.	-0.119	0.059	0.90		Algorithm converged.	0.64	1.25	0.5114		1.12		Algorithm converged.	0.80	1.55
Gastrointestinal disorders	Constipation	4-5	112	22.6	33	29.5	125	25.1	28	22.4	1.45		Convergence criterion (GCONV=1E-8) satisfied.	0.81	2.60	0.071		Algorithm converged.	-0.041	0.182	1.32		Algorithm converged.	0.85	2.03	0.2160		0.76		Algorithm converged.	0.49	1.17
Gastrointestinal disorders	Dental caries	1-2	187	37.8	0	0.0	187	37.6	1	0.5		*	Quasi-complete separation of data points detected.				*	ERROR: Error in computing the link function, its derivatives, or the variance function.			0.00		Algorithm converged.	0.00	NE	0.9999	0.1583	>999.99		Algorithm converged.	0.00	NE
Gastrointestinal disorders	Dental caries	3	196	39.6	1	0.5	186	37.3	0	0.0		*	Quasi-complete separation of data points detected.				*	ERROR: The mean parameter is either invalid or at a limit of its range for some observations.			NE		Algorithm converged.	NE	NE	NE		NE		Algorithm converged.	NE	NE
Gastrointestinal disorders	Dental caries	4-5	112	22.6	0	0.0	125	25.1	1	0.8		*	Quasi-complete separation of data points detected.				*	WARNING: The relative Hessian convergence criterion of 16.316112867 is greater than the limit of 0.0001. The convergence is questionable.			0.00		Algorithm converged.	0.00	NE	0.9999		>999.99		Algorithm converged.	0.00	NE
Gastrointestinal disorders	Diarrhoea	1-2	187	37.8	57	30.5	187	37.6	41	21.9	1.56		Convergence criterion (GCONV=1E-8) satisfied.	0.98	2.49	0.086		Algorithm converged.	-0.003	0.174	1.39		Algorithm converged.	0.98	1.97	0.0623	0.7153	0.72		Algorithm converged.	0.51	1.02
Gastrointestinal disorders	Diarrhoea	3	196	39.6	56	28.6	186	37.3	31	16.7	2.00		Convergence criterion (GCONV=1E-8) satisfied.	1.22	3.28	0.119		Algorithm converged.	0.036	0.202	1.71		Algorithm converged.	1.16	2.53	0.0068		0.58		Algorithm converged.	0.39	0.86
Gastrointestinal disorders	Diarrhoea	4-5	112	22.6	32	28.6	125	25.1	22	17.6	1.87		Convergence criterion (GCONV=1E-8) satisfied.	1.01	3.47	0.110		Algorithm converged.	0.003	0.217	1.62		Algorithm converged.	1.01	2.62	0.0475		0.62		Algorithm converged.	0.38	0.99
Gastrointestinal disorders	Diverticulum	1-2	187	37.8	0	0.0	187	37.6	0	0.0	NE			NE	NE	NE		NE	NE	NE	NE		NE	NE	NE	NE	NE	NE		NE	NE	NE
Gastrointestinal disorders	Diverticulum	3	196	39.6	0	0.0	186	37.3	1	0.5		*	Quasi-complete separation of data points detected.				*	ERROR: Error in computing the link function, its derivatives, or the variance function.			0.00		Algorithm converged.	0.00	NE	1.0000		>999.99		Algorithm converged.	0.00	NE
Gastrointestinal disorders	Diverticulum	4-5	112	22.6	0	0.0	125	25.1	0	0.0	NE			NE	NE	NE		NE	NE	NE	NE		NE	NE	NE	NE		NE		NE	NE	NE
Gastrointestinal disorders	Dry mouth	1-2	187	37.8	3	1.6	187	37.6	4	2.1	0.75		Convergence criterion (GCONV=1E-8) satisfied.	0.16	3.38	-0.005		Algorithm converged.	-0.033	0.022	0.75		Algorithm converged.	0.17	3.31	0.7038	0.9593	1.33		Algorithm converged.	0.30	5.88
Gastrointestinal disorders	Dry mouth	3	196	39.6	4	2.0	186	37.3	6	3.2	0.63		Convergence criterion (GCONV=1E-8) satisfied.	0.17	2.25	-0.012		Algorithm converged.	-0.044	0.020	0.63		Algorithm converged.	0.18	2.21	0.4725		1.58		Algorithm converged.	0.45	5.51
Gastrointestinal disorders	Dry mouth	4-5	112	22.6	3	2.7	125	25.1	6	4.8	0.55		Convergence criterion (GCONV=1E-8) satisfied.	0.13	2.24	-0.021		Algorithm converged.	-0.069	0.027	0.56		Algorithm converged.	0.14	2.18	0.4013		1.79		Algorithm converged.	0.46	7.00
Gastrointestinal disorders	Duodenitis	1-2	187	37.8	0	0.0	187	37.6	1	0.5		*	Quasi-complete separation of data points detected.				*	ERROR: Error in computing the link function, its derivatives, or the variance function.			0.00		Algorithm converged.	0.00	NE	0.9999	NE	>999.99		Algorithm converged.	0.00	NE
Gastrointestinal disorders	Duodenitis	3	196	39.6	0	0.0	186	37.3	0	0.0	NE			NE	NE	NE		NE	NE	NE	NE		NE	NE	NE	NE		NE		NE	NE	NE
Gastrointestinal disorders	Duodenitis	4-5	112	22.6	0	0.0	125	25.1	0	0.0	NE			NE	NE	NE		NE	NE	NE	NE		NE	NE	NE	NE		NE		NE	NE	NE
Gastrointestinal disorders	Dyspepsia	1-2	187	37.8	10	5.3	187	37.6	12	6.4	0.82		Convergence criterion (GCONV=1E-8) satisfied.	0.35	1.96	-0.011		Algorithm converged.	-0.058	0.037	0.83		Algorithm converged.	0.37	1.88	0.6608	0.3152	1.20		Algorithm converged.	0.53	2.71
Gastrointestinal disorders	Dyspepsia	3	196	39.6	8	4.1	186	37.3	3	1.6	2.60		Convergence criterion (GCONV=1E-8) satisfied.	0.68	9.94	0.025		Algorithm converged.	-0.008	0.058	2.53		Algorithm converged.	0.68	9.39	0.1653		0.40		Algorithm converged.	0.11	1.47
Gastrointestinal disorders	Dyspepsia	4-5	112	22.6	3	2.7	125	25.1	4	3.2	0.83		Convergence criterion (GCONV=1E-8) satisfied.	0.18	3.80	-0.005		Algorithm converged.	-0.048	0.038	0.84		Algorithm converged.	0.19	3.66	0.8132		1.19		Algorithm converged.	0.27	5.22
Gastrointestinal disorders	Dysphagia	1-2	187	37.8	5	2.7	187	37.6	3	1.6	1.68		Convergence criterion (GCONV=1E-8) satisfied.	0.40	7.15	0.011		Algorithm converged.	-0.019	0.040	1.67		Algorithm converged.	0.40	6.87	0.4798	0.1718	0.60		Algorithm converged.	0.15	2.47
Gastrointestinal disorders	Dysphagia	3	196	39.6	6	3.1	186	37.3	3	1.6	1.93		Convergence criterion (GCONV=1E-8) satisfied.	0.47	7.82	0.014		Algorithm converged.	-0.016	0.045	1.90		Algorithm converged.	0.48	7.48	0.3597		0.53		Algorithm converged.	0.13	2.08
Gastrointestinal disorders	Dysphagia	4-5	112	22.6	0	0.0	125	25.1	2	1.6		*	Quasi-complete separation of data points detected.				*	WARNING: The relative Hessian convergence criterion of 10.20621574 is greater than the limit of 0.0001. The convergence is questionable.			0.00		Algorithm converged.	0.00	NE	0.9999		>999.99		Algorithm converged.	0.00	NE
Gastrointestinal disorders	Enteritis	1-2	187	37.8	0	0.0	187	37.6	0	0.0	NE			NE	NE	NE		NE	NE	NE	NE		NE	NE	NE	NE	NE	NE		NE	NE	NE
Gastrointestinal disorders	Enteritis	3	196	39.6	1	0.5	186	37.3	0	0.0		*	Quasi-complete separation of data points detected.				*	ERROR: The mean parameter is either invalid or at a limit of its range for some observations.			NE		Algorithm converged.	NE	NE	NE		NE		Algorithm converged.	NE	NE
Gastrointestinal disorders	Enteritis	4-5	112	22.6	1	0.9	125	25.1	0	0.0		*	Quasi-complete separation of data points detected.				*	WARNING: The relative Hessian convergence criterion of 18.712481867 is greater than the limit of 0.0001. The convergence is questionable.			NE		Algorithm converged.	NE	NE	NE		NE		Algorithm converged.	NE	NE
Gastrointestinal disorders	Enterocolitis	1-2	187	37.8	0	0.0	187	37.6	0	0.0	NE			NE	NE	NE		NE	NE	NE	NE		NE	NE	NE	NE	NE	NE		NE	NE	NE
Gastrointestinal disorders	Enterocolitis	3	196	39.6	0	0.0	186	37.3	0	0.0	NE			NE	NE	NE		NE	NE	NE	NE		NE	NE	NE	NE		NE		NE	NE	NE
Gastrointestinal disorders	Enterocolitis	4-5	112	22.6	1	0.9	125	25.1	0	0.0		*	Quasi-complete separation of data points detected.				*	WARNING: The relative Hessian convergence criterion of 18.712481801 is greater than the limit of 0.0001. The convergence is questionable.			NE		Algorithm converged.	NE	NE	NE		NE		Algorithm converged.	NE	NE
Gastrointestinal disorders	Epigastric discomfort	1-2	187	37.8	0	0.0	187	37.6	1	0.5		*	Quasi-complete separation of data points detected.				*	ERROR: Error in computing the link function, its derivatives, or the variance function.			0.00		Algorithm converged.	0.00	NE	0.9999	NE	>999.99		Algorithm converged.	0.00	NE
Gastrointestinal disorders	Epigastric discomfort	3	196	39.6	1	0.5	186	37.3	0	0.0		*	Quasi-complete separation of data points detected.				*	ERROR: The mean parameter is either invalid or at a limit of its range for some observations.			NE		Algorithm converged.	NE	NE	NE		NE		Algorithm converged.	NE	NE
Gastrointestinal disorders	Epigastric discomfort	4-5	112	22.6	0	0.0	125	25.1	0	0.0	NE			NE	NE	NE		NE	NE	NE	NE		NE	NE	NE	NE		NE		NE	NE	NE
Gastrointestinal disorders	Eructation	1-2	187	37.8	0	0.0	187	37.6	0	0.0	NE			NE	NE	NE		NE	NE	NE	NE		NE	NE	NE	NE	NE	NE		NE	NE	NE
Gastrointestinal disorders	Eructation	3	196	39.6	0	0.0	186	37.3	2	1.1		*	Quasi-complete separation of data points detected.				*	ERROR: Error in computing the link function, its derivatives, or the variance function.			0.00		Algorithm converged.	0.00	NE	0.9999		>999.99		Algorithm converged.	0.00	NE
Gastrointestinal disorders	Eructation	4-5	112	22.6	0	0.0	125	25.1	0	0.0	NE			NE	NE	NE		NE	NE	NE	NE		NE	NE	NE	NE		NE		NE	NE	NE
Gastrointestinal disorders	Faecaloma	1-2	187	37.8	0	0.0	187	37.6	0	0.0	NE			NE	NE	NE		NE	NE	NE	NE		NE	NE	NE	NE	NE	NE		NE	NE	NE
Gastrointestinal disorders	Faecaloma	3	196	39.6	0	0.0	186	37.3	1	0.5		*	Quasi-complete separation of data points detected.				*	ERROR: Error in computing the link function, its derivatives, or the variance function.			0.00		Algorithm converged.	0.00	NE	1.0000		>999.99		Algorithm converged.	0.00	NE
Gastrointestinal disorders	Faecaloma	4-5	112	22.6	0	0.0	125	25.1	0	0.0	NE			NE	NE	NE		NE	NE	NE	NE		NE	NE	NE	NE		NE		NE	NE	NE
Gastrointestinal disorders	Faeces discoloured	1-2	187	37.8	1	0.5	187	37.6	0	0.0		*	Quasi-complete separation of data points detected.				*	ERROR: The mean parameter is either invalid or at a limit of its range for some observations.			NE		Algorithm converged.	NE	NE	NE	NE	NE		Algorithm converged.	NE	NE
Gastrointestinal disorders	Faeces discoloured	3	196	39.6	1	0.5	186	37.3	0	0.0		*	Quasi-complete separation of data points detected.				*	ERROR: The mean parameter is either invalid or at a limit of its range for some observations.			NE		Algorithm converged.	NE	NE	NE		NE		Algorithm converged.	NE	NE
Gastrointestinal disorders	Faeces discoloured	4-5	112	22.6	0	0.0	125	25.1	0	0.0	NE			NE	NE	NE		NE	NE	NE	NE		NE	NE	NE	NE		NE		NE	NE	NE
Gastrointestinal disorders	Faeces hard	1-2	187	37.8	0	0.0	187	37.6	0	0.0	NE			NE	NE	NE		NE	NE	NE	NE		NE	NE	NE	NE	NE	NE		NE	NE	NE
Gastrointestinal disorders	Faeces hard	3	196	39.6	0	0.0	186	37.3	1	0.5		*	Quasi-complete separation of data points detected.				*	ERROR: Error in computing the link function, its derivatives, or the variance function.			0.00		Algorithm converged.	0.00	NE	1.0000		>999.99		Algorithm converged.	0.00	NE
Gastrointestinal disorders	Faeces hard	4-5	112	22.6	0	0.0	125	25.1	0	0.0	NE			NE	NE	NE		NE	NE	NE	NE		NE	NE	NE	NE		NE		NE	NE	NE
Gastrointestinal disorders	Faeces soft	1-2	187	37.8	1	0.5	187	37.6	0	0.0		*	Quasi-complete separation of data points detected.				*	WARNING: Negative of Hessian not positive definite.			NE		Algorithm converged.	NE	NE	NE	NE	NE		Algorithm converged.	NE	NE
Gastrointestinal disorders	Faeces soft	3	196	39.6	0	0.0	186	37.3	0	0.0	NE			NE	NE	NE		NE	NE	NE	NE		NE	NE	NE	NE		NE		NE	NE	NE
Gastrointestinal disorders	Faeces soft	4-5	112	22.6	0	0.0	125	25.1	0	0.0	NE			NE	NE	NE		NE	NE	NE	NE		NE	NE	NE	NE		NE		NE	NE	NE
Gastrointestinal disorders	Flatulence	1-2	187	37.8	1	0.5	187	37.6	1	0.5	1.00		Convergence criterion (GCONV=1E-8) satisfied.	0.06	16.11	0.000		Algorithm converged.	-0.015	0.015	1.00		Algorithm converged.	0.06	15.87	1.0000	0.9050	1.00		Algorithm converged.	0.06	15.87
Gastrointestinal disorders	Flatulence	3	196	39.6	2	1.0	186	37.3	1	0.5	1.91		Convergence criterion (GCONV=1E-8) satisfied.	0.17	21.21	0.005		Algorithm converged.	-0.013	0.022	1.90		Algorithm converged.	0.17	20.76	0.5996		0.53		Algorithm converged.	0.05	5.76
Gastrointestinal disorders	Flatulence	4-5	112	22.6	2	1.8	125	25.1	1	0.8	2.25		Convergence criterion (GCONV=1E-8) satisfied.	0.20	25.21	0.010		Algorithm converged.	-0.019	0.039	2.23		Algorithm converged.	0.21	24.28	0.5097		0.45		Algorithm converged.	0.04	4.87
Gastrointestinal disorders	Gastric ulcer	1-2	187	37.8	0	0.0	187	37.6	0	0.0	NE			NE	NE	NE		NE	NE	NE	NE		NE	NE	NE	NE	NE	NE		NE	NE	NE
Gastrointestinal disorders	Gastric ulcer	3	196	39.6	0	0.0	186	37.3	0	0.0	NE			NE	NE	NE		NE	NE	NE	NE		NE	NE	NE	NE		NE		NE	NE	NE
Gastrointestinal disorders	Gastric ulcer	4-5	112	22.6	1	0.9	125	25.1	0	0.0		*	Quasi-complete separation of data points detected.				*	WARNING: The relative Hessian convergence criterion of 18.712481867 is greater than the limit of 0.0001. The convergence is questionable.			NE		Algorithm converged.	NE	NE	NE		NE		Algorithm converged.	NE	NE
Gastrointestinal disorders	Gastritis	1-2	187	37.8	2	1.1	187	37.6	2	1.1	1.00		Convergence criterion (GCONV=1E-8) satisfied.	0.14	7.17	0.000		Algorithm converged.	-0.021	0.021	1.00		Algorithm converged.	0.14	7.02	1.0000	0.3560	1.00		Algorithm converged.	0.14	7.02
Gastrointestinal disorders	Gastritis	3	196	39.6	0	0.0	186	37.3	1	0.5		*	Quasi-complete separation of data points detected.				*	ERROR: Error in computing the link function, its derivatives, or the variance function.			0.00		Algorithm converged.	0.00	NE	1.0000		>999.99		Algorithm converged.	0.00	NE
Gastrointestinal disorders	Gastritis	4-5	112	22.6	0	0.0	125	25.1	1	0.8		*	Quasi-complete separation of data points detected.				*	WARNING: The relative Hessian convergence criterion of 16.316112867 is greater than the limit of 0.0001. The convergence is questionable.			0.00		Algorithm converged.	0.00	NE	0.9999		>999.99		Algorithm converged.	0.00	NE
Gastrointestinal disorders	Gastrointestinal disorder	1-2	187	37.8	0	0.0	187	37.6	1	0.5		*	Quasi-complete separation of data points detected.				*	ERROR: Error in computing the link function, its derivatives, or the variance function.			0.00		Algorithm converged.	0.00	NE	0.9999	0.7207	>999.99		Algorithm converged.	0.00	NE
Gastrointestinal disorders	Gastrointestinal disorder	3	196	39.6	1	0.5	186	37.3	2	1.1	0.47		Convergence criterion (GCONV=1E-8) satisfied.	0.04	5.25	-0.006		Algorithm converged.	-0.024	0.012	0.47		Algorithm converged.	0.04	5.19	0.5413		2.11		Algorithm converged.	0.19	23.05
Gastrointestinal disorders	Gastrointestinal disorder	4-5	112	22.6	0	0.0	125	25.1	0	0.0	NE			NE	NE	NE		NE	NE	NE	NE		NE	NE	NE	NE		NE		NE	NE	NE
Gastrointestinal disorders	Gastrointestinal haemorrhage	1-2	187	37.8	0	0.0	187	37.6	0	0.0	NE			NE	NE	NE		NE	NE	NE	NE		NE	NE	NE	NE	0.1235	NE		NE	NE	NE
Gastrointestinal disorders	Gastrointestinal haemorrhage	3	196	39.6	1	0.5	186	37.3	3	1.6	0.31		Convergence criterion (GCONV=1E-8) satisfied.	0.03	3.03	-0.011		Algorithm converged.	-0.032	0.010	0.32		Algorithm converged.	0.03	3.01	0.3170		3.16		Algorithm converged.	0.33	30.12
Gastrointestinal disorders	Gastrointestinal haemorrhage	4-5	112	22.6	2	1.8	125	25.1	0	0.0		*	Quasi-complete separation of data points detected.				*	ERROR: The mean parameter is either invalid or at a limit of its range for some observations.			NE		Algorithm converged.	NE	NE	NE		NE		Algorithm converged.	NE	NE
Gastrointestinal disorders	Gastrointestinal pain	1-2	187	37.8	2	1.1	187	37.6	0	0.0		*	Quasi-complete separation of data points detected.				*	WARNING: Negative of Hessian not positive definite.			NE		Algorithm converged.	NE	NE	NE	NE	NE		Algorithm converged.	NE	NE
Gastrointestinal disorders	Gastrointestinal pain	3	196	39.6	0	0.0	186	37.3	0	0.0	NE			NE	NE	NE		NE	NE	NE	NE		NE	NE	NE	NE		NE		NE	NE	NE
Gastrointestinal disorders	Gastrointestinal pain	4-5	112	22.6	1	0.9	125	25.1	0	0.0		*	Quasi-complete separation of data points detected.				*	WARNING: The relative Hessian convergence criterion of 18.712481934 is greater than the limit of 0.0001. The convergence is questionable.			NE		Algorithm converged.	NE	NE	NE		NE		Algorithm converged.	NE	NE
Gastrointestinal disorders	Gastrointestinal scarring	1-2	187	37.8	0	0.0	187	37.6	1	0.5		*	Quasi-complete separation of data points detected.				*	ERROR: Error in computing the link function, its derivatives, or the variance function.			0.00		Algorithm converged.	0.00	NE	0.9999	NE	>999.99		Algorithm converged.	0.00	NE
Gastrointestinal disorders	Gastrointestinal scarring	3	196	39.6	0	0.0	186	37.3	0	0.0	NE			NE	NE	NE		NE	NE	NE	NE		NE	NE	NE	NE		NE		NE	NE	NE
Gastrointestinal disorders	Gastrointestinal scarring	4-5	112	22.6	0	0.0	125	25.1	0	0.0	NE			NE	NE	NE		NE	NE	NE	NE		NE	NE	NE	NE		NE		NE	NE	NE
Gastrointestinal disorders	Gastrointestinal toxicity	1-2	187	37.8	0	0.0	187	37.6	0	0.0	NE			NE	NE	NE		NE	NE	NE	NE		NE	NE	NE	NE	NE	NE		NE	NE	NE
Gastrointestinal disorders	Gastrointestinal toxicity	3	196	39.6	0	0.0	186	37.3	0	0.0	NE			NE	NE	NE		NE	NE	NE	NE		NE	NE	NE	NE		NE		NE	NE	NE
Gastrointestinal disorders	Gastrointestinal toxicity	4-5	112	22.6	0	0.0	125	25.1	1	0.8		*	Quasi-complete separation of data points detected.				*	WARNING: The relative Hessian convergence criterion of 16.316112867 is greater than the limit of 0.0001. The convergence is questionable.			0.00		Algorithm converged.	0.00	NE	0.9999		>999.99		Algorithm converged.	0.00	NE
Gastrointestinal disorders	Gastrooesophageal reflux disease	1-2	187	37.8	6	3.2	187	37.6	11	5.9	0.53		Convergence criterion (GCONV=1E-8) satisfied.	0.19	1.47	-0.027		Algorithm converged.	-0.069	0.015	0.55		Algorithm converged.	0.21	1.44	0.2225	0.3556	1.83		Algorithm converged.	0.69	4.85
Gastrointestinal disorders	Gastrooesophageal reflux disease	3	196	39.6	8	4.1	186	37.3	6	3.2	1.28		Convergence criterion (GCONV=1E-8) satisfied.	0.43	3.75	0.009		Algorithm converged.	-0.029	0.046	1.27		Algorithm converged.	0.45	3.58	0.6572		0.79		Algorithm converged.	0.28	2.23
Gastrointestinal disorders	Gastrooesophageal reflux disease	4-5	112	22.6	2	1.8	125	25.1	1	0.8	2.25		Convergence criterion (GCONV=1E-8) satisfied.	0.20	25.21	0.010		Algorithm converged.	-0.019	0.039	2.23		Algorithm converged.	0.21	24.28	0.5097		0.45		Algorithm converged.	0.04	4.87
Gastrointestinal disorders	Gingival bleeding	1-2	187	37.8	0	0.0	187	37.6	1	0.5		*	Quasi-complete separation of data points detected.				*	ERROR: Error in computing the link function, its derivatives, or the variance function.			0.00		Algorithm converged.	0.00	NE	0.9999	NE	>999.99		Algorithm converged.	0.00	NE
Gastrointestinal disorders	Gingival bleeding	3	196	39.6	0	0.0	186	37.3	0	0.0	NE			NE	NE	NE		NE	NE	NE	NE		NE	NE	NE	NE		NE		NE	NE	NE
Gastrointestinal disorders	Gingival bleeding	4-5	112	22.6	1	0.9	125	25.1	0	0.0		*	Quasi-complete separation of data points detected.				*	WARNING: The relative Hessian convergence criterion of 18.712481934 is greater than the limit of 0.0001. The convergence is questionable.			NE		Algorithm converged.	NE	NE	NE		NE		Algorithm converged.	NE	NE
Gastrointestinal disorders	Gingival erythema	1-2	187	37.8	0	0.0	187	37.6	1	0.5		*	Quasi-complete separation of data points detected.				*	ERROR: Error in computing the link function, its derivatives, or the variance function.			0.00		Algorithm converged.	0.00	NE	0.9999	NE	>999.99		Algorithm converged.	0.00	NE
Gastrointestinal disorders	Gingival erythema	3	196	39.6	0	0.0	186	37.3	0	0.0	NE			NE	NE	NE		NE	NE	NE	NE		NE	NE	NE	NE		NE		NE	NE	NE
Gastrointestinal disorders	Gingival erythema	4-5	112	22.6	0	0.0	125	25.1	0	0.0	NE			NE	NE	NE		NE	NE	NE	NE		NE	NE	NE	NE		NE		NE	NE	NE
Gastrointestinal disorders	Gingival pain	1-2	187	37.8	2	1.1	187	37.6	1	0.5	2.01		Convergence criterion (GCONV=1E-8) satisfied.	0.18	22.37	0.005		Algorithm converged.	-0.013	0.023	2.00		Algorithm converged.	0.18	21.87	0.5700	0.2152	0.50		Algorithm converged.	0.05	5.47
Gastrointestinal disorders	Gingival pain	3	196	39.6	0	0.0	186	37.3	1	0.5		*	Quasi-complete separation of data points detected.				*	ERROR: Error in computing the link function, its derivatives, or the variance function.			0.00		Algorithm converged.	0.00	NE	1.0000		>999.99		Algorithm converged.	0.00	NE
Gastrointestinal disorders	Gingival pain	4-5	112	22.6	1	0.9	125	25.1	0	0.0		*	Quasi-complete separation of data points detected.				*	WARNING: The relative Hessian convergence criterion of 18.712481934 is greater than the limit of 0.0001. The convergence is questionable.			NE		Algorithm converged.	NE	NE	NE		NE		Algorithm converged.	NE	NE
Gastrointestinal disorders	Gingival swelling	1-2	187	37.8	0	0.0	187	37.6	1	0.5		*	Quasi-complete separation of data points detected.				*	ERROR: Error in computing the link function, its derivatives, or the variance function.			0.00		Algorithm converged.	0.00	NE	0.9999	NE	>999.99		Algorithm converged.	0.00	NE
Gastrointestinal disorders	Gingival swelling	3	196	39.6	0	0.0	186	37.3	1	0.5		*	Quasi-complete separation of data points detected.				*	ERROR: Error in computing the link function, its derivatives, or the variance function.			0.00		Algorithm converged.	0.00	NE	1.0000		>999.99		Algorithm converged.	0.00	NE
Gastrointestinal disorders	Gingival swelling	4-5	112	22.6	0	0.0	125	25.1	0	0.0	NE			NE	NE	NE		NE	NE	NE	NE		NE	NE	NE	NE		NE		NE	NE	NE
Gastrointestinal disorders	Glossodynia	1-2	187	37.8	0	0.0	187	37.6	0	0.0	NE			NE	NE	NE		NE	NE	NE	NE		NE	NE	NE	NE	NE	NE		NE	NE	NE
Gastrointestinal disorders	Glossodynia	3	196	39.6	1	0.5	186	37.3	0	0.0		*	Quasi-complete separation of data points detected.				*	ERROR: The mean parameter is either invalid or at a limit of its range for some observations.			NE		Algorithm converged.	NE	NE	NE		NE		Algorithm converged.	NE	NE
Gastrointestinal disorders	Glossodynia	4-5	112	22.6	0	0.0	125	25.1	0	0.0	NE			NE	NE	NE		NE	NE	NE	NE		NE	NE	NE	NE		NE		NE	NE	NE

Gastrointestinal disorders	Haematemesis	1-2		187	37.8	1	0.5	187	37.6	0	0.0		*	Quasi-complete separation of data points detected.				*	ERROR: The mean parameter is either invalid or at a limit of its range for some observations.			NE		Algorithm converged.	NE	NE	NE	NE	NE		Algorithm converged.	NE	NE
Gastrointestinal disorders	Haematemesis	3		196	39.6	0	0.0	186	37.3	0	0.0	NE			NE	NE	NE		NE	NE	NE	NE		NE	NE	NE	NE		NE		NE	NE	NE
Gastrointestinal disorders	Haematemesis	4-5		112	22.6	0	0.0	125	25.1	0	0.0	NE			NE	NE	NE		NE	NE	NE	NE		NE	NE	NE	NE		NE		NE	NE	NE
Gastrointestinal disorders	Haematochezia	1-2		187	37.8	3	1.6	187	37.6	4	2.1	0.75		Convergence criterion (GCONV=1E-8) satisfied.	0.16	3.38	-0.005		Algorithm converged.	-0.033	0.022	0.75		Algorithm converged.	0.17	3.31	0.7038	0.5865	1.33		Algorithm converged.	0.30	5.88
Gastrointestinal disorders	Haematochezia	3		196	39.6	0	0.0	186	37.3	1	0.5		*	Quasi-complete separation of data points detected.				*	ERROR: Error in computing the link function, its derivatives, or the variance function.			0.00		Algorithm converged.	0.00	NE	1.0000		>999.99		Algorithm converged.	0.00	NE
Gastrointestinal disorders	Haematochezia	4-5		112	22.6	0	0.0	125	25.1	0	0.0	NE			NE	NE	NE		NE	NE	NE	NE		NE	NE	NE	NE		NE		NE	NE	NE
Gastrointestinal disorders	Haemorrhoidal haemorrhage	1-2		187	37.8	0	0.0	187	37.6	1	0.5		*	Quasi-complete separation of data points detected.				*	ERROR: Error in computing the link function, its derivatives, or the variance function.			0.00		Algorithm converged.	0.00	NE	0.9999	0.1461	>999.99		Algorithm converged.	0.00	NE
Gastrointestinal disorders	Haemorrhoidal haemorrhage	3		196	39.6	2	1.0	186	37.3	0	0.0		*	Quasi-complete separation of data points detected.				*	ERROR: Error in computing the link function, its derivatives, or the variance function.			NE		Algorithm converged.	NE	NE	NE		NE		Algorithm converged.	NE	NE
Gastrointestinal disorders	Haemorrhoidal haemorrhage	4-5		112	22.6	1	0.9	125	25.1	1	0.8	1.12		Convergence criterion (GCONV=1E-8) satisfied.	0.07	18.07	0.001		Algorithm converged.	-0.022	0.024	1.12		Algorithm converged.	0.07	17.63	0.9378		0.90		Algorithm converged.	0.06	14.16
Gastrointestinal disorders	Haemorrhoids	1-2		187	37.8	4	2.1	187	37.6	4	2.1	1.00		Convergence criterion (GCONV=1E-8) satisfied.	0.25	4.06	0.000		Algorithm converged.	-0.029	0.029	1.00		Algorithm converged.	0.25	3.94	1.0000	0.3793	1.00		Algorithm converged.	0.25	3.94
Gastrointestinal disorders	Haemorrhoids	3		196	39.6	5	2.6	186	37.3	2	1.1	2.41		Convergence criterion (GCONV=1E-8) satisfied.	0.46	12.57	0.015		Algorithm converged.	-0.012	0.041	2.37		Algorithm converged.	0.47	12.08	0.2982		0.42		Algorithm converged.	0.08	2.15
Gastrointestinal disorders	Haemorrhoids	4-5		112	22.6	3	2.7	125	25.1	6	4.8	0.55		Convergence criterion (GCONV=1E-8) satisfied.	0.13	2.24	-0.021		Algorithm converged.	-0.069	0.027	0.56		Algorithm converged.	0.14	2.18	0.4013		1.79		Algorithm converged.	0.46	7.00
Gastrointestinal disorders	Haemorrhoids thrombosed	1-2		187	37.8	0	0.0	187	37.6	1	0.5		*	Quasi-complete separation of data points detected.				*	ERROR: Error in computing the link function, its derivatives, or the variance function.			0.00		Algorithm converged.	0.00	NE	0.9999	NE	>999.99		Algorithm converged.	0.00	NE
Gastrointestinal disorders	Haemorrhoids thrombosed	3		196	39.6	0	0.0	186	37.3	0	0.0	NE			NE	NE	NE		NE	NE	NE	NE		NE	NE	NE	NE		NE		NE	NE	NE
Gastrointestinal disorders	Haemorrhoids thrombosed	4-5		112	22.6	0	0.0	125	25.1	0	0.0	NE			NE	NE	NE		NE	NE	NE	NE		NE	NE	NE	NE		NE		NE	NE	NE
Gastrointestinal disorders	Hiatus hernia	1-2		187	37.8	0	0.0	187	37.6	1	0.5		*	Quasi-complete separation of data points detected.				*	ERROR: Error in computing the link function, its derivatives, or the variance function.			0.00		Algorithm converged.	0.00	NE	0.9999	NE	>999.99		Algorithm converged.	0.00	NE
Gastrointestinal disorders	Hiatus hernia	3		196	39.6	0	0.0	186	37.3	0	0.0	NE			NE	NE	NE		NE	NE	NE	NE		NE	NE	NE	NE		NE		NE	NE	NE
Gastrointestinal disorders	Hiatus hernia	4-5		112	22.6	0	0.0	125	25.1	0	0.0	NE			NE	NE	NE		NE	NE	NE	NE		NE	NE	NE	NE		NE		NE	NE	NE
Gastrointestinal disorders	Hyperaesthesia teeth	1-2		187	37.8	0	0.0	187	37.6	1	0.5		*	Quasi-complete separation of data points detected.				*	ERROR: Error in computing the link function, its derivatives, or the variance function.			0.00		Algorithm converged.	0.00	NE	0.9999	NE	>999.99		Algorithm converged.	0.00	NE
Gastrointestinal disorders	Hyperaesthesia teeth	3		196	39.6	0	0.0	186	37.3	0	0.0	NE			NE	NE	NE		NE	NE	NE	NE		NE	NE	NE	NE		NE		NE	NE	NE
Gastrointestinal disorders	Hyperaesthesia teeth	4-5		112	22.6	0	0.0	125	25.1	0	0.0	NE			NE	NE	NE		NE	NE	NE	NE		NE	NE	NE	NE		NE		NE	NE	NE
Gastrointestinal disorders	Hyperchlorhydria	1-2		187	37.8	0	0.0	187	37.6	1	0.5		*	Quasi-complete separation of data points detected.				*	ERROR: Error in computing the link function, its derivatives, or the variance function.			0.00		Algorithm converged.	0.00	NE	0.9999	NE	>999.99		Algorithm converged.	0.00	NE
Gastrointestinal disorders	Hyperchlorhydria	3		196	39.6	0	0.0	186	37.3	0	0.0	NE			NE	NE	NE		NE	NE	NE	NE		NE	NE	NE	NE		NE		NE	NE	NE
Gastrointestinal disorders	Hyperchlorhydria	4-5		112	22.6	0	0.0	125	25.1	0	0.0	NE			NE	NE	NE		NE	NE	NE	NE		NE	NE	NE	NE		NE		NE	NE	NE
Gastrointestinal disorders	Hypoaesthesia oral	1-2		187	37.8	0	0.0	187	37.6	1	0.5		*	Quasi-complete separation of data points detected.				*	ERROR: Error in computing the link function, its derivatives, or the variance function.			0.00		Algorithm converged.	0.00	NE	0.9999	NE	>999.99		Algorithm converged.	0.00	NE
Gastrointestinal disorders	Hypoaesthesia oral	3		196	39.6	0	0.0	186	37.3	0	0.0	NE			NE	NE	NE		NE	NE	NE	NE		NE	NE	NE	NE		NE		NE	NE	NE
Gastrointestinal disorders	Hypoaesthesia oral	4-5		112	22.6	0	0.0	125	25.1	0	0.0	NE			NE	NE	NE		NE	NE	NE	NE		NE	NE	NE	NE		NE		NE	NE	NE
Gastrointestinal disorders	Ileus	1-2		187	37.8	0	0.0	187	37.6	0	0.0	NE			NE	NE	NE		NE	NE	NE	NE		NE	NE	NE	NE	0.5156	NE		NE	NE	NE
Gastrointestinal disorders	Ileus	3		196	39.6	0	0.0	186	37.3	1	0.5		*	Quasi-complete separation of data points detected.				*	ERROR: Error in computing the link function, its derivatives, or the variance function.			0.00		Algorithm converged.	0.00	NE	1.0000		>999.99		Algorithm converged.	0.00	NE
Gastrointestinal disorders	Ileus	4-5		112	22.6	2	1.8	125	25.1	2	1.6	1.12		Convergence criterion (GCONV=1E-8) satisfied.	0.15	8.07	0.002		Algorithm converged.	-0.031	0.035	1.12		Algorithm converged.	0.16	7.79	0.9118		0.90		Algorithm converged.	0.13	6.26
Gastrointestinal disorders	Impaired gastric emptying	1-2		187	37.8	0	0.0	187	37.6	1	0.5		*	Quasi-complete separation of data points detected.				*	ERROR: Error in computing the link function, its derivatives, or the variance function.			0.00		Algorithm converged.	0.00	NE	0.9999	NE	>999.99		Algorithm converged.	0.00	NE
Gastrointestinal disorders	Impaired gastric emptying	3		196	39.6	0	0.0	186	37.3	0	0.0	NE			NE	NE	NE		NE	NE	NE	NE		NE	NE	NE	NE		NE		NE	NE	NE
Gastrointestinal disorders	Impaired gastric emptying	4-5		112	22.6	0	0.0	125	25.1	0	0.0	NE			NE	NE	NE		NE	NE	NE	NE		NE	NE	NE	NE		NE		NE	NE	NE
Gastrointestinal disorders	Inguinal hernia	1-2		187	37.8	0	0.0	187	37.6	1	0.5		*	Quasi-complete separation of data points detected.				*	ERROR: Error in computing the link function, its derivatives, or the variance function.			0.00		Algorithm converged.	0.00	NE	0.9999	NE	>999.99		Algorithm converged.	0.00	NE
Gastrointestinal disorders	Inguinal hernia	3		196	39.6	0	0.0	186	37.3	0	0.0	NE			NE	NE	NE		NE	NE	NE	NE		NE	NE	NE	NE		NE		NE	NE	NE
Gastrointestinal disorders	Inguinal hernia	4-5		112	22.6	0	0.0	125	25.1	0	0.0	NE			NE	NE	NE		NE	NE	NE	NE		NE	NE	NE	NE		NE		NE	NE	NE
Gastrointestinal disorders	Intestinal obstruction	1-2		187	37.8	0	0.0	187	37.6	0	0.0	NE			NE	NE	NE		NE	NE	NE	NE		NE	NE	NE	NE	NE	NE		NE	NE	NE
Gastrointestinal disorders	Intestinal obstruction	3		196	39.6	1	0.5	186	37.3	1	0.5	0.95		Convergence criterion (GCONV=1E-8) satisfied.	0.06	15.28	0.000		Algorithm converged.	-0.015	0.014	0.95		Algorithm converged.	0.06	15.06	0.9704		1.05		Algorithm converged.	0.07	16.72
Gastrointestinal disorders	Intestinal obstruction	4-5		112	22.6	0	0.0	125	25.1	0	0.0	NE			NE	NE	NE		NE	NE	NE	NE		NE	NE	NE	NE		NE		NE	NE	NE
Gastrointestinal disorders	Intestinal perforation	1-2		187	37.8	1	0.5	187	37.6	1	0.5	1.00		Convergence criterion (GCONV=1E-8) satisfied.	0.06	16.11	0.000		Algorithm converged.	-0.015	0.015	1.00		Algorithm converged.	0.06	15.87	1.0000	NE	1.00		Algorithm converged.	0.06	15.87
Gastrointestinal disorders	Intestinal perforation	3		196	39.6	0	0.0	186	37.3	0	0.0	NE			NE	NE	NE		NE	NE	NE	NE		NE	NE	NE	NE		NE		NE	NE	NE
Gastrointestinal disorders	Intestinal perforation	4-5		112	22.6	2	1.8	125	25.1	0	0.0		*	Quasi-complete separation of data points detected.				*	ERROR: The mean parameter is either invalid or at a limit of its range for some observations.			NE		Algorithm converged.	NE	NE	NE		NE		Algorithm converged.	NE	NE
Gastrointestinal disorders	Intra-abdominal haemorrhage	1-2		187	37.8	0	0.0	187	37.6	0	0.0	NE			NE	NE	NE		NE	NE	NE	NE		NE	NE	NE	NE	NE	NE		NE	NE	NE
Gastrointestinal disorders	Intra-abdominal haemorrhage	3		196	39.6	0	0.0	186	37.3	0	0.0	NE			NE	NE	NE		NE	NE	NE	NE		NE	NE	NE	NE		NE		NE	NE	NE
Gastrointestinal disorders	Intra-abdominal haemorrhage	4-5		112	22.6	0	0.0	125	25.1	1	0.8		*	Quasi-complete separation of data points detected.				*	WARNING: The relative Hessian convergence criterion of 16.316112867 is greater than the limit of 0.0001. The convergence is questionable.			0.00		Algorithm converged.	0.00	NE	0.9999		>999.99		Algorithm converged.	0.00	NE
Gastrointestinal disorders	Large intestinal haemorrhage	1-2		187	37.8	0	0.0	187	37.6	0	0.0	NE			NE	NE	NE		NE	NE	NE	NE		NE	NE	NE	NE	NE	NE		NE	NE	NE
Gastrointestinal disorders	Large intestinal haemorrhage	3		196	39.6	1	0.5	186	37.3	0	0.0		*	Quasi-complete separation of data points detected.				*	ERROR: The mean parameter is either invalid or at a limit of its range for some observations.			NE		Algorithm converged.	NE	NE	NE		NE		Algorithm converged.	NE	NE
Gastrointestinal disorders	Large intestinal haemorrhage	4-5		112	22.6	0	0.0	125	25.1	0	0.0	NE			NE	NE	NE		NE	NE	NE	NE		NE	NE	NE	NE		NE		NE	NE	NE
Gastrointestinal disorders	Large intestine polyp	1-2		187	37.8	0	0.0	187	37.6	0	0.0	NE			NE	NE	NE		NE	NE	NE	NE		NE	NE	NE	NE	NE	NE		NE	NE	NE
Gastrointestinal disorders	Large intestine polyp	3		196	39.6	0	0.0	186	37.3	1	0.5		*	Quasi-complete separation of data points detected.				*	ERROR: Error in computing the link function, its derivatives, or the variance function.			0.00		Algorithm converged.	0.00	NE	1.0000		>999.99		Algorithm converged.	0.00	NE
Gastrointestinal disorders	Large intestine polyp	4-5		112	22.6	0	0.0	125	25.1	1	0.8		*	Quasi-complete separation of data points detected.				*	WARNING: The relative Hessian convergence criterion of 16.316112867 is greater than the limit of 0.0001. The convergence is questionable.			0.00		Algorithm converged.	0.00	NE	0.9999		>999.99		Algorithm converged.	0.00	NE
Gastrointestinal disorders	Leukoplakia oral	1-2		187	37.8	0	0.0	187	37.6	1	0.5		*	Quasi-complete separation of data points detected.				*	ERROR: Error in computing the link function, its derivatives, or the variance function.			0.00		Algorithm converged.	0.00	NE	0.9999	NE	>999.99		Algorithm converged.	0.00	NE
Gastrointestinal disorders	Leukoplakia oral	3		196	39.6	0	0.0	186	37.3	0	0.0	NE			NE	NE	NE		NE	NE	NE	NE		NE	NE	NE	NE		NE		NE	NE	NE
Gastrointestinal disorders	Leukoplakia oral	4-5		112	22.6	0	0.0	125	25.1	0	0.0	NE			NE	NE	NE		NE	NE	NE	NE		NE	NE	NE	NE		NE		NE	NE	NE
Gastrointestinal disorders	Lip pain	1-2		187	37.8	1	0.5	187	37.6	0	0.0		*	Quasi-complete separation of data points detected.				*	ERROR: The mean parameter is either invalid or at a limit of its range for some observations.			NE		Algorithm converged.	NE	NE	NE	NE	NE		Algorithm converged.	NE	NE
Gastrointestinal disorders	Lip pain	3		196	39.6	1	0.5	186	37.3	0	0.0		*	Quasi-complete separation of data points detected.				*	ERROR: The mean parameter is either invalid or at a limit of its range for some observations.			NE		Algorithm converged.	NE	NE	NE		NE		Algorithm converged.	NE	NE
Gastrointestinal disorders	Lip pain	4-5		112	22.6	0	0.0	125	25.1	0	0.0	NE			NE	NE	NE		NE	NE	NE	NE		NE	NE	NE	NE		NE		NE	NE	NE
Gastrointestinal disorders	Lip scab	1-2		187	37.8	0	0.0	187	37.6	0	0.0	NE			NE	NE	NE		NE	NE	NE	NE		NE	NE	NE	NE	NE	NE		NE	NE	NE
Gastrointestinal disorders	Lip scab	3		196	39.6	0	0.0	186	37.3	1	0.5		*	Quasi-complete separation of data points detected.				*	ERROR: Error in computing the link function, its derivatives, or the variance function.			0.00		Algorithm converged.	0.00	NE	1.0000		>999.99		Algorithm converged.	0.00	NE
Gastrointestinal disorders	Lip scab	4-5		112	22.6	0	0.0	125	25.1	0	0.0	NE			NE	NE	NE		NE	NE	NE	NE		NE	NE	NE	NE		NE		NE	NE	NE
Gastrointestinal disorders	Lip ulceration	1-2		187	37.8	1	0.5	187	37.6	0	0.0		*	Quasi-complete separation of data points detected.				*	WARNING: Negative of Hessian not positive definite.			NE		Algorithm converged.	NE	NE	NE	NE	NE		Algorithm converged.	NE	NE
Gastrointestinal disorders	Lip ulceration	3		196	39.6	0	0.0	186	37.3	1	0.5		*	Quasi-complete separation of data points detected.				*	ERROR: Error in computing the link function, its derivatives, or the variance function.			0.00		Algorithm converged.	0.00	NE	1.0000		>999.99		Algorithm converged.	0.00	NE
Gastrointestinal disorders	Lip ulceration	4-5		112	22.6	0	0.0	125	25.1	0	0.0	NE			NE	NE	NE		NE	NE	NE	NE		NE	NE	NE	NE		NE		NE	NE	NE
Gastrointestinal disorders	Loose tooth	1-2		187	37.8	0	0.0	187	37.6	0	0.0	NE			NE	NE	NE		NE	NE	NE	NE		NE	NE	NE	NE	NE	NE		NE	NE	NE
Gastrointestinal disorders	Loose tooth	3		196	39.6	1	0.5	186	37.3	0	0.0		*	Quasi-complete separation of data points detected.				*	ERROR: The mean parameter is either invalid or at a limit of its range for some observations.			NE		Algorithm converged.	NE	NE	NE		NE		Algorithm converged.	NE	NE
Gastrointestinal disorders	Loose tooth	4-5		112	22.6	0	0.0	125	25.1	0	0.0	NE			NE	NE	NE		NE	NE	NE	NE		NE	NE	NE	NE		NE		NE	NE	NE
Gastrointestinal disorders	Lower gastrointestinal haemorrhage	1-2		187	37.8	1	0.5	187	37.6	0	0.0		*	Quasi-complete separation of data points detected.				*	WARNING: Negative of Hessian not positive definite.			NE		Algorithm converged.	NE	NE	NE	0.7020	NE		Algorithm converged.	NE	NE
Gastrointestinal disorders	Lower gastrointestinal haemorrhage	3		196	39.6	2	1.0	186	37.3	1	0.5	1.91		Convergence criterion (GCONV=1E-8) satisfied.	0.17	21.21	0.005		Algorithm converged.	-0.013	0.022	1.90		Algorithm converged.	0.17	20.76	0.5996		0.53		Algorithm converged.	0.05	5.76
Gastrointestinal disorders	Lower gastrointestinal haemorrhage	4-5		112	22.6	0	0.0	125	25.1	0	0.0	NE			NE	NE	NE		NE	NE	NE	NE		NE	NE	NE	NE		NE		NE	NE	NE
Gastrointestinal disorders	Malpositioned teeth	1-2		187	37.8	0	0.0	187	37.6	0	0.0	NE			NE	NE	NE		NE	NE	NE	NE		NE	NE	NE	NE	NE	NE		NE	NE	NE
Gastrointestinal disorders	Malpositioned teeth	3		196	39.6	0	0.0	186	37.3	0	0.0	NE			NE	NE	NE		NE	NE	NE	NE		NE	NE	NE	NE		NE		NE	NE	NE
Gastrointestinal disorders	Malpositioned teeth	4-5		112	22.6	1	0.9	125	25.1	0	0.0		*	Quasi-complete separation of data points detected.				*	WARNING: The relative Hessian convergence criterion of 18.712481867 is greater than the limit of 0.0001. The convergence is questionable.			NE		Algorithm converged.	NE	NE	NE		NE		Algorithm converged.	NE	NE
Gastrointestinal disorders	Melaena	1-2		187	37.8	0	0.0	187	37.6	0	0.0	NE			NE	NE	NE		NE	NE	NE	NE		NE	NE	NE	NE	0.5593	NE		NE	NE	NE
Gastrointestinal disorders	Melaena	3		196	39.6	1	0.5	186	37.3	1	0.5	0.95		Convergence criterion (GCONV=1E-8) satisfied.	0.06	15.28	0.000		Algorithm converged.	-0.015	0.014	0.95		Algorithm converged.	0.06	15.06	0.9704		1.05		Algorithm converged.	0.07	16.72
Gastrointestinal disorders	Melaena	4-5		112	22.6	1	0.9	125	25.1	0	0.0		*	Quasi-complete separation of data points detected.				*	WARNING: The relative Hessian convergence criterion of 18.712482 is greater than the limit of 0.0001. The convergence is questionable.			NE		Algorithm converged.	NE	NE	NE		NE		Algorithm converged.	NE	NE
Gastrointestinal disorders	Mouth haemorrhage	1-2		187	37.8	0	0.0	187	37.6	1	0.5		*	Quasi-complete separation of data points detected.				*	ERROR: Error in computing the link function, its derivatives, or the variance function.			0.00		Algorithm converged.	0.00	NE	0.9999	NE	>999.99		Algorithm converged.	0.00	NE
Gastrointestinal disorders	Mouth haemorrhage	3		196	39.6	0	0.0	186	37.3	1	0.5		*	Quasi-complete separation of data points detected.				*	ERROR: Error in computing the link function, its derivatives, or the variance function.			0.00		Algorithm converged.	0.00	NE	1.0000		>999.99		Algorithm converged.	0.00	NE
Gastrointestinal disorders	Mouth haemorrhage	4-5		112	22.6	0	0.0	125	25.1	0	0.0	NE			NE	NE	NE		NE	NE	NE	NE		NE	NE	NE	NE		NE		NE	NE	NE
Gastrointestinal disorders	Mouth swelling	1-2		187	37.8	0	0.0	187	37.6	0	0.0	NE			NE	NE	NE		NE	NE	NE	NE		NE	NE	NE	NE	NE	NE		NE	NE	NE
Gastrointestinal disorders	Mouth swelling	3		196	39.6	0	0.0	186	37.3	1	0.5		*	Quasi-complete separation of data points detected.				*	ERROR: Error in computing the link function, its derivatives, or the variance function.			0.00		Algorithm converged.	0.00	NE	1.0000		>999.99		Algorithm converged.	0.00	NE
Gastrointestinal disorders	Mouth swelling	4-5		112	22.6	0	0.0	125	25.1	0	0.0	NE			NE	NE	NE		NE	NE	NE	NE		NE	NE	NE	NE		NE		NE	NE	NE
Gastrointestinal disorders	Mouth ulceration	1-2		187	37.8	4	2.1	187	37.6	6	3.2	0.66		Convergence criterion (GCONV=1E-8) satisfied.	0.18	2.38	-0.011		Algorithm converged.	-0.043	0.022	0.67		Algorithm converged.	0.19	2.32	0.5245	0.0737	1.50		Algorithm converged.	0.43	5.23
Gastrointestinal disorders	Mouth ulceration	3		196	39.6	6	3.1	186	37.3	4	2.2	1.44		Convergence criterion (GCONV=1E-8) satisfied.	0.40	5.17	0.009		Algorithm converged.	-0.023	0.041	1.42		Algorithm converged.	0.41	4.96	0.5796		0.70		Algorithm converged.	0.20	2.45
Gastrointestinal disorders	Mouth ulceration	4-5		112	22.6	0	0.0	125	25.1	4	3.2		*	Quasi-complete separation of data points detected.				*	WARNING: The relative Hessian convergence criterion of 6.1903818737 is greater than the limit of 0.0001. The convergence is questionable.			0.00		Algorithm converged.	0.00	NE	0.9999		>999.99		Algorithm converged.	0.00	NE
Gastrointestinal disorders	Nausea	1-2		187	37.8	85	45.5	187	37.6	66	35.3	1.53		Convergence criterion (GCONV=1E-8) satisfied.	1.01	2.32	0.102		Algorithm converged.	0.003	0.201	1.29		Algorithm converged.	1.00	1.65	0.0470	0.1702	0.78		Algorithm converged.	0.60	1.00
Gastrointestinal disorders	Nausea	3		196	39.6	65	33.2	186	37.3	68	36.6	0.86		Convergence criterion (GCONV=1E-8) satisfied.	0.57	1.31	-0.034		Algorithm converged.	-0.130	0.062	0.91		Algorithm converged.	0.69	1.19	0.4863		1.10		Algorithm converged.	0.84	1.45
Gastrointestinal disorders	Nausea	4-5		112	22.6	37	33.0	125	25.1	40	32.0	1.05		Convergence criterion (GCONV=1E-8) satisfied.	0.61	1.81	0.010		Algorithm converged.	-0.109	0.130	1.03		Algorithm converged.	0.72	1.49	0.8650		0.97		Algorithm converged.	0.67	1.40
Gastrointestinal disorders	Necrotising colitis	1-2		187	37.8	0	0.0	187	37.6	0	0.0	NE			NE	NE	NE		NE	NE	NE	NE		NE	NE	NE	NE	NE	NE		NE	NE	NE
Gastrointestinal disorders	Necrotising colitis	3		196	39.6	0	0.0	186	37.3	0	0.0	NE			NE	NE	NE		NE	NE	NE	NE		NE	NE	NE	NE		NE		NE	NE	NE
Gastrointestinal disorders	Necrotising colitis	4-5		112	22.6	1	0.9	125	25.1	0	0.0		*	Quasi-complete separation of data points detected.				*	WARNING: The relative Hessian convergence criterion of 18.712481801 is greater than the limit of 0.0001. The convergence is questionable.			NE		Algorithm converged.	NE	NE	NE		NE		Algorithm converged.	NE	NE
Gastrointestinal disorders	Neutropenic colitis	1-2		187	37.8	1	0.5	187	37.6	0	0.0		*	Quasi-complete separation of data points detected.				*	ERROR: The mean parameter is either invalid or at a limit of its range for some observations.			NE		Algorithm converged.	NE	NE	NE	NE	NE		Algorithm converged.	NE	NE
Gastrointestinal disorders	Neutropenic colitis	3		196	39.6	0	0.0	186	37.3	0	0.0	NE			NE	NE	NE		NE	NE	NE	NE		NE	NE	NE	NE		NE		NE	NE	NE
Gastrointestinal disorders	Neutropenic colitis	4-5		112	22.6	0	0.0	125	25.1	0	0.0	NE			NE	NE	NE		NE	NE	NE	NE		NE	NE	NE	NE		NE		NE	NE	NE
Gastrointestinal disorders	Noninfective gingivitis	1-2		187	37.8	0	0.0	187	37.6	1	0.5		*	Quasi-complete separation of data points detected.				*	ERROR: Error in computing the link function, its derivatives, or the variance function.			0.00		Algorithm converged.	0.00	NE	0.9999	NE	>999.99		Algorithm converged.	0.00	NE
Gastrointestinal disorders	Noninfective gingivitis	3		196	39.6	0	0.0	186	37.3	0	0.0	NE			NE	NE	NE		NE	NE	NE	NE		NE	NE	NE	NE		NE		NE	NE	NE
Gastrointestinal disorders	Noninfective gingivitis	4-5		112	22.6	0	0.0	125	25.1	0	0.0	NE			NE	NE	NE		NE	NE	NE	NE		NE	NE	NE	NE		NE		NE	NE	NE
Gastrointestinal disorders	Obstruction gastric	1-2		187	37.8	0	0.0	187	37.6	1	0.5		*	Quasi-complete separation of data points detected.				*	ERROR: Error in computing the link function, its derivatives, or the variance function.			0.00		Algorithm converged.	0.00	NE	0.9999	NE	>999.99		Algorithm converged.	0.00	NE
Gastrointestinal disorders	Obstruction gastric	3		196	39.6	0	0.0	186	37.3	0	0.0	NE			NE	NE	NE		NE	NE	NE	NE		NE	NE	NE	NE		NE		NE	NE	NE
Gastrointestinal disorders	Obstruction gastric	4-5		112	22.6	0	0.0	125	25.1	0	0.0	NE			NE	NE	NE		NE	NE	NE	NE		NE	NE	NE	NE		NE		NE	NE	NE
Gastrointestinal disorders	Odynophagia	1-2		187	37.8	2	1.1	187	37.6	0	0.0		*	Quasi-complete separation of data points detected.				*	WARNING: Negative of Hessian not positive definite.			NE		Algorithm converged.	NE	NE	NE	0.4438	NE		Algorithm converged.	NE	NE
Gastrointestinal disorders	Odynophagia	3		196	39.6	0	0.0	186	37.3	0	0.0	NE			NE	NE	NE		NE	NE	NE	NE		NE	NE	NE	NE		NE		NE	NE	NE
Gastrointestinal disorders	Odynophagia	4-5		112	22.6	1	0.9	125	25.1	1	0.8	1.12		Convergence criterion (GCONV=1E-8) satisfied.	0.07	18.07	0.001		Algorithm converged.	-0.022	0.024	1.12		Algorithm converged.	0.07	17.63	0.9378		0.90		Algorithm converged.	0.06	14.16
Gastrointestinal disorders	Oedema mouth	1-2		187	37.8	0	0.0	187	37.6	0	0.0	NE			NE	NE	NE		NE	NE	NE	NE		NE	NE	NE	NE	NE	NE		NE	NE	NE
Gastrointestinal disorders	Oedema mouth	3		196	39.6	0	0.0	186	37.3	1	0.5		*	Quasi-complete separation of data points detected.				*	ERROR: Error in computing the link function, its derivatives, or the variance function.			0.00		Algorithm converged.	0.00	NE	1.0000		>999.99		Algorithm converged.	0.00	NE
Gastrointestinal disorders	Oedema mouth	4-5		112	22.6	0	0.0	125	25.1	0	0.0	NE			NE	NE	NE		NE	NE	NE	NE		NE	NE	NE	NE		NE		NE	NE	NE
Gastrointestinal disorders	Oesophageal achalasia	1-2		187	37.8	1	0.5	187	37.6	0	0.0		*	Quasi-complete separation of data points detected.				*	ERROR: The mean parameter is either invalid or at a limit of its range for some observations.			NE		Algorithm converged.	NE	NE	NE	NE	NE		Algorithm converged.	NE	NE
Gastrointestinal disorders	Oesophageal achalasia	3		196	39.6	0	0.0	186	37.3	0	0.0	NE			NE	NE	NE		NE	NE	NE	NE		NE	NE	NE	NE		NE		NE	NE	NE
Gastrointestinal disorders	Oesophageal achalasia	4-5		112	22.6	0	0.0	125	25.1	0	0.0	NE			NE	NE	NE		NE	NE	NE	NE		NE	NE	NE	NE		NE		NE	NE	NE
Gastrointestinal disorders	Oesophageal discomfort	1-2		187	37.8	0	0.0	187	37.6	1	0.5		*	Quasi-complete separation of data points detected.				*	ERROR: Error in computing the link function, its derivatives, or the variance function.			0.00		Algorithm converged.	0.00	NE	0.9999	NE	>999.99		Algorithm converged.	0.00	NE
Gastrointestinal disorders	Oesophageal discomfort	3		196	39.6	0	0.0	186	37.3	0	0.0	NE			NE	NE	NE		NE	NE	NE	NE		NE	NE	NE	NE		NE		NE	NE	NE
Gastrointestinal disorders	Oesophageal discomfort	4-5		112	22.6	0	0.0	125	25.1	0	0.0	NE			NE	NE	NE		NE	NE	NE	NE		NE	NE	NE	NE		NE		NE	NE	NE
Gastrointestinal disorders	Oesophageal pain	1-2		187	37.8	0	0.0	187	37.6	0	0.0	NE			NE	NE	NE		NE	NE	NE	NE		NE	NE	NE	NE	NE	NE		NE	NE	NE
Gastrointestinal disorders	Oesophageal pain	3		196	39.6	1	0.5	186	37.3	1	0.5	0.95		Convergence criterion (GCONV=1E-8) satisfied.	0.06	15.28	0.000		Algorithm converged.	-0.015	0.014	0.95		Algorithm converged.	0.06	15.06	0.9704		1.05		Algorithm converged.	0.07	16.72
Gastrointestinal disorders	Oesophageal pain	4-5		112	22.6	0	0.0	125	25.1	0	0.0	NE			NE	NE	NE		NE	NE	NE	NE		NE	NE	NE	NE		NE		NE	NE	NE
Gastrointestinal disorders	Oesophageal stenosis	1-2		187	37.8	1	0.5	187	37.6	0	0.0		*	Quasi-complete separation of data points detected.				*	WARNING: Negative of Hessian not positive definite.			NE		Algorithm converged.	NE	NE	NE	NE	NE		Algorithm converged.	NE	NE
Gastrointestinal disorders	Oesophageal stenosis	3		196	39.6	0	0.0	186	37.3	0	0.0	NE			NE	NE	NE		NE	NE	NE	NE		NE	NE	NE	NE		NE		NE	NE	NE
Gastrointestinal disorders	Oesophageal stenosis	4-5		112	22.6	0	0.0	125	25.1	0	0.0	NE			NE	NE	NE		NE	NE	NE	NE		NE	NE	NE	NE		NE		NE	NE	NE
Gastrointestinal disorders	Oesophagitis	1-2		187	37.8	0	0.0	187	37.6	0	0.0	NE			NE	NE	NE		NE	NE	NE	NE		NE	NE	NE	NE	NE	NE		NE	NE	NE
Gastrointestinal disorders	Oesophagitis	3		196	39.6	1	0.5	186	37.3	0	0.0		*	Quasi-complete separation of data points detected.				*	ERROR: The mean parameter is either invalid or at a limit of its range for some observations.			NE		Algorithm converged.	NE	NE	NE		NE		Algorithm converged.	NE	NE
Gastrointestinal disorders	Oesophagitis	4-5		112	22.6	1	0.9	125	25.1	1	0.8	1.12		Convergence criterion (GCONV=1E-8) satisfied.	0.07	18.07	0.001		Algorithm converged.	-0.022	0.024	1.12		Algorithm converged.	0.07	17.63	0.9378		0.90		Algorithm converged.	0.06	14.16
Gastrointestinal disorders	Oral discomfort	1-2		187	37.8	1	0.5	187	37.6	0	0.0		*	Quasi-complete separation of data points detected.				*	ERROR: The mean parameter is either invalid or at a limit of its range for some observations.			NE		Algorithm converged.	NE	NE	NE	NE	NE		Algorithm converged.	NE	NE
Gastrointestinal disorders	Oral discomfort	3		196	39.6	0	0.0	186	37.3	0	0.0	NE			NE	NE	NE		NE	NE	NE	NE		NE	NE	NE	NE		NE		NE	NE	NE
Gastrointestinal disorders	Oral discomfort	4-5		112	22.6	0	0.0	125	25.1	0	0.0	NE			NE	NE	NE		NE	NE	NE	NE		NE	NE	NE	NE		NE		NE	NE	NE
Gastrointestinal disorders	Oral dysaesthesia	1-2		187	37.8	1	0.5	187	37.6	1	0.5	1.00		Convergence criterion (GCONV=1E-8) satisfied.	0.06	16.11	0.000		Algorithm converged.	-0.015	0.015	1.00		Algorithm converged.	0.06	15.87	1.0000	NE	1.00		Algorithm converged.	0.06	15.87
Gastrointestinal disorders	Oral dysaesthesia	3		196	39.6	0	0.0	186	37.3	0	0.0	NE			NE	NE	NE		NE	NE	NE	NE		NE	NE	NE	NE		NE		NE	NE	NE
Gastrointestinal disorders	Oral dysaesthesia	4-5		112	22.6	0	0.0	125	25.1	0	0.0	NE			NE	NE	NE		NE	NE	NE	NE		NE	NE	NE	NE		NE		NE	NE	NE
Gastrointestinal disorders	Oral pain	1-2		187	37.8	4	2.1	187	37.6	2	1.1	2.02		Convergence criterion (GCONV=1E-8) satisfied.	0.37	11.17	0.011		Algorithm converged.	-0.015	0.036	2.00		Algorithm converged.	0.37	10.79	0.4202	0.3482	0.50		Algorithm converged.	0.09	2.70
Gastrointestinal disorders	Oral pain	3		196	39.6	3	1.5	186	37.3	1	0.5	2.88		Convergence criterion (GCONV=1E-8) satisfied.	0.30	27.89	0.010		Algorithm converged.	-0.010	0.030	2.85		Algorithm converged.	0.30	27.13	0.3630		0.35		Algorithm converged.	0.04	3.35
Gastrointestinal disorders	Oral pain	4-5		112	22.6	0	0.0	125	25.1	1	0.8		*	Quasi-complete separation of data points detected.				*	WARNING: The relative Hessian convergence criterion of 16.316112867 is greater than the limit of 0.0001. The convergence is questionable.			0.00		Algorithm converged.	0.00	NE	0.9999		>999.99		Algorithm converged.	0.00	NE
Gastrointestinal disorders	Oral pruritus	1-2		187	37.8	0	0.0	187	37.6	0	0.0	NE			NE	NE	NE		NE	NE	NE	NE		NE	NE	NE	NE	NE	NE		NE	NE	NE
Gastrointestinal disorders	Oral pruritus	3		196	39.6	1	0.5	186	37.3	1	0.5	0.95		Convergence criterion (GCONV=1E-8) satisfied.	0.06	15.28	0.000		Algorithm converged.	-0.015	0.014	0.95		Algorithm converged.	0.06	15.06	0.9704		1.05		Algorithm converged.	0.07	16.72
Gastrointestinal disorders	Oral pruritus	4-5		112	22.6	0	0.0	125	25.1	0	0.0	NE			NE	NE	NE		NE	NE	NE	NE		NE	NE	NE	NE		NE		NE	NE	NE
Gastrointestinal disorders	Pancreatic disorder	1-2		187	37.8	0	0.0	187	37.6	1	0.5		*	Quasi-complete separation of data points detected.				*	ERROR: Error in computing the link function, its derivatives, or the variance function.			0.00		Algorithm converged.	0.00	NE	0.9999	NE	>999.99		Algorithm converged.	0.00	NE
Gastrointestinal disorders	Pancreatic disorder	3		196	39.6	0	0.0	186	37.3	1	0.5		*	Quasi-complete separation of data points detected.				*	ERROR: Error in computing the link function, its derivatives, or the variance function.			0.00		Algorithm converged.	0.00	NE	1.0000		>999.99		Algorithm converged.	0.00	NE
Gastrointestinal disorders	Pancreatic disorder	4-5		112	22.6	0	0.0	125	25.1	0	0.0	NE			NE	NE	NE		NE	NE	NE	NE		NE	NE	NE	NE		NE		NE	NE	NE
Gastrointestinal disorders	Pancreatic failure	1-2		187	37.8	0	0.0	187	37.6	0	0.0	NE			NE	NE	NE		NE	NE	NE	NE		NE	NE	NE	NE	NE	NE		NE	NE	NE
Gastrointestinal disorders	Pancreatic failure	3		196	39.6	1	0.5	186	37.3	0	0.0		*	Quasi-complete separation of data points detected.				*	ERROR: The mean parameter is either invalid or at a limit of its range for some observations.			NE		Algorithm converged.	NE	NE	NE		NE		Algorithm converged.	NE	NE
Gastrointestinal disorders	Pancreatic failure	4-5		112	22.6	0	0.0	125	25.1	0	0.0	NE			NE	NE	NE		NE	NE	NE	NE		NE	NE	NE	NE		NE		NE	NE	NE
Gastrointestinal disorders	Pancreatitis	1-2		187	37.8	0	0.0	187	37.6	1	0.5		*	Quasi-complete separation of data points detected.				*	ERROR: Error in computing the link function, its derivatives, or the variance function.			0.00		Algorithm converged.	0.00	NE	0.9999	NE	>999.99		Algorithm converged.	0.00	NE
Gastrointestinal disorders	Pancreatitis	3		196	39.6	0	0.0	186	37.3	0	0.0	NE			NE	NE	NE		NE	NE	NE	NE		NE	NE	NE	NE		NE		NE	NE	NE
Gastrointestinal disorders	Pancreatitis	4-5		112	22.6	1	0.9	125	25.1	0	0.0		*	Quasi-complete separation of data points detected.				*	WARNING: The relative Hessian convergence criterion of 18.712481867 is greater than the limit of 0.0001. The convergence is questionable.			NE		Algorithm converged.	NE	NE	NE		NE		Algorithm converged.	NE	NE
Gastrointestinal disorders	Paraesthesia oral	1-2		187	37.8	2	1.1	187	37.6	1	0.5	2.01		Convergence criterion (GCONV=1E-8) satisfied.	0.18	22.37	0.005		Algorithm converged.	-0.013	0.023	2.00		Algorithm converged.	0.18	21.87	0.5700	NE	0.50		Algorithm converged.	0.05	5.47
Gastrointestinal disorders	Paraesthesia oral	3		196	39.6	1	0.5	186	37.3	0	0.0		*	Quasi-complete separation of data points detected.				*	ERROR: The mean parameter is either invalid or at a limit of its range for some observations.			NE		Algorithm converged.	NE	NE	NE		NE		Algorithm converged.	NE	NE
Gastrointestinal disorders	Paraesthesia oral	4-5		112	22.6	0	0.0	125	25.1	0	0.0	NE			NE	NE	NE		NE	NE	NE	NE		NE	NE	NE	NE		NE		NE	NE	NE
Gastrointestinal disorders	Periodontal disease	1-2		187	37.8	1	0.5	187	37.6	0	0.0		*	Quasi-complete separation of data points detected.				*	WARNING: Negative of Hessian not positive definite.			NE		Algorithm converged.	NE	NE	NE	1.0000	NE		Algorithm converged.	NE	NE
Gastrointestinal disorders	Periodontal disease	3		196	39.6	1	0.5	186	37.3	0	0.0		*	Quasi-complete separation of data points detected.				*	ERROR: The mean parameter is either invalid or at a limit of its range for some observations.			NE		Algorithm converged.	NE	NE	NE		NE		Algorithm converged.	NE	NE
Gastrointestinal disorders	Periodontal disease	4-5		112	22.6	1	0.9	125	25.1	0	0.0		*	Quasi-complete separation of data points detected.				*	WARNING: The relative Hessian convergence criterion of 18.712482 is greater than the limit of 0.0001. The convergence is questionable.			NE		Algorithm converged.	NE	NE	NE		NE		Algorithm converged.	NE	NE
Gastrointestinal disorders	Post-tussive vomiting	1-2		187	37.8	0	0.0	187	37.6	0	0.0	NE			NE	NE	NE		NE	NE	NE	NE		NE	NE	NE	NE	NE	NE		NE	NE	NE
Gastrointestinal disorders	Post-tussive vomiting	3		196	39.6	1	0.5	186	37.3	0	0.0		*	Quasi-complete separation of data points detected.				*	ERROR: The mean parameter is either invalid or at a limit of its range for some observations.			NE		Algorithm converged.	NE	NE	NE		NE		Algorithm converged.	NE	NE
Gastrointestinal disorders	Post-tussive vomiting	4-5		112	22.6	0	0.0	125	25.1	0	0.0	NE			NE	NE	NE		NE	NE	NE	NE		NE	NE	NE	NE		NE		NE	NE	NE
Gastrointestinal disorders	Proctalgia	1-2		187	37.8	3	1.6	187	37.6	3	1.6	1.00		Convergence criterion (GCONV=1E-8) satisfied.	0.20	5.02	0.000		Algorithm converged.	-0.025	0.025	1.00		Algorithm converged.	0.20	4.89	1.0000	0.0857	1.00		Algorithm converged.	0.20	4.89
Gastrointestinal disorders	Proctalgia	3		196	39.6	3	1.5	186	37.3	0	0.0		*	Quasi-complete separation of data points detected.				*	WARNING: Negative of Hessian not positive definite.			NE		Algorithm converged.	NE	NE	NE		NE		Algorithm converged.	NE	NE
Gastrointestinal disorders	Proctalgia	4-5		112	22.6	0	0.0	125	25.1	1	0.8		*	Quasi-complete separation of data points detected.				*	WARNING: The relative Hessian convergence criterion of 16.316112867 is greater than the limit of 0.0001. The convergence is questionable.			0.00		Algorithm converged.	0.00	NE	0.9999		>999.99		Algorithm converged.	0.00	NE
Gastrointestinal disorders	Proctitis	1-2		187	37.8	0	0.0	187	37.6	0	0.0	NE			NE	NE	NE		NE	NE	NE	NE		NE	NE	NE	NE	NE	NE		NE	NE	NE
Gastrointestinal disorders	Proctitis	3		196	39.6	0	0.0	186	37.3	0	0.0	NE			NE	NE	NE		NE	NE	NE	NE		NE	NE	NE	NE		NE		NE	NE	NE
Gastrointestinal disorders	Proctitis	4-5		112	22.6	1	0.9	125	25.1	0	0.0		*	Quasi-complete separation of data points detected.				*	WARNING: The relative Hessian convergence criterion of 18.712481934 is greater than the limit of 0.0001. The convergence is questionable.			NE		Algorithm converged.	NE	NE	NE		NE		Algorithm converged.	NE	NE
Gastrointestinal disorders	Rectal haemorrhage	1-2		187	37.8	3	1.6	187	37.6	1	0.5	3.03		Convergence criterion (GCONV=1E-8) satisfied.	0.31	29.41	0.011		Algorithm converged.	-0.010	0.032	3.00		Algorithm converged.	0.31	28.58	0.3394	0.2923	0.33		Algorithm converged.	0.03	3.18
Gastrointestinal disorders	Rectal haemorrhage	3		196	39.6	1	0.5	186	37.3	2	1.1	0.47		Convergence criterion (GCONV=1E-8) satisfied.	0.04	5.25	-0.006		Algorithm converged.	-0.024	0.012	0.47		Algorithm converged.	0.04	5.19	0.5413		2.11		Algorithm converged.	0.19	23.05
Gastrointestinal disorders	Rectal haemorrhage	4-5		112	22.6	1	0.9	125	25.1	0	0.0		*	Quasi-complete separation of data points detected.				*	WARNING: The relative Hessian convergence criterion of 18.712482 is greater than the limit of 0.0001. The convergence is questionable.			NE		Algorithm converged.	NE	NE	NE		NE		Algorithm converged.	NE	NE
Gastrointestinal disorders	Retching	1-2		187	37.8	0	0.0	187	37.6	0	0.0	NE			NE	NE	NE		NE	NE	NE	NE		NE	NE	NE	NE	NE	NE		NE	NE	NE
Gastrointestinal disorders	Retching	3		196	39.6	0	0.0	186	37.3	1	0.5		*	Quasi-complete separation of data points detected.				*	ERROR: Error in computing the link function, its derivatives, or the variance function.			0.00		Algorithm converged.	0.00	NE	1.0000		>999.99		Algorithm converged.	0.00	NE
Gastrointestinal disorders	Retching	4-5		112	22.6	0	0.0	125	25.1	0	0.0	NE			NE	NE	NE		NE	NE	NE	NE		NE	NE	NE	NE		NE		NE	NE	NE
Gastrointestinal disorders	Small intestinal obstruction	1-2		187	37.8	0	0.0	187	37.6	1	0.5		*	Quasi-complete separation of data points detected.				*	ERROR: Error in computing the link function, its derivatives, or the variance function.			0.00		Algorithm converged.	0.00	NE	0.9999	NE	>999.99		Algorithm converged.	0.00	NE

Gastrointestinal disorders	Small intestinal obstruction	3	196	39.6	0	0.0	186	37.3	1	0.5		*	Quasi-complete separation of data points detected.				*	ERROR: Error in computing the link function, its derivatives, or the variance function.			0.00		Algorithm converged.	0.00	NE	1.0000		>999.99		Algorithm converged.	0.00	NE
Gastrointestinal disorders	Small intestinal obstruction	4-5	112	22.6	0	0.0	125	25.1	3	2.4		*	Quasi-complete separation of data points detected.				*	WARNING: The relative Hessian convergence criterion of 7.6329170928 is greater than the limit of 0.0001. The convergence is questionable.			0.00		Algorithm converged.	0.00	NE	0.9999		>999.99		Algorithm converged.	0.00	NE
Gastrointestinal disorders	Small intestinal perforation	1-2	187	37.8	0	0.0	187	37.6	0	0.0	NE			NE	NE	NE		NE	NE	NE	NE		NE	NE	NE	NE	NE	NE		NE	NE	NE
Gastrointestinal disorders	Small intestinal perforation	3	196	39.6	0	0.0	186	37.3	0	0.0	NE			NE	NE	NE		NE	NE	NE	NE		NE	NE	NE	NE		NE		NE	NE	NE
Gastrointestinal disorders	Small intestinal perforation	4-5	112	22.6	0	0.0	125	25.1	1	0.8		*	Quasi-complete separation of data points detected.				*	WARNING: The relative Hessian convergence criterion of 16.316112867 is greater than the limit of 0.0001. The convergence is questionable.			0.00		Algorithm converged.	0.00	NE	0.9999		>999.99		Algorithm converged.	0.00	NE
Gastrointestinal disorders	Stomatitis	1-2	187	37.8	18	9.6	187	37.6	14	7.5	1.32		Convergence criterion (GCONV=1E-8) satisfied.	0.63	2.73	0.021		Algorithm converged.	-0.035	0.078	1.29		Algorithm converged.	0.66	2.51	0.4611	0.8976	0.78		Algorithm converged.	0.40	1.52
Gastrointestinal disorders	Stomatitis	3	196	39.6	16	8.2	186	37.3	10	5.4	1.56		Convergence criterion (GCONV=1E-8) satisfied.	0.69	3.54	0.028		Algorithm converged.	-0.022	0.078	1.52		Algorithm converged.	0.71	3.26	0.2841		0.66		Algorithm converged.	0.31	1.41
Gastrointestinal disorders	Stomatitis	4-5	112	22.6	9	8.0	125	25.1	6	4.8	1.73		Convergence criterion (GCONV=1E-8) satisfied.	0.60	5.03	0.032		Algorithm converged.	-0.030	0.095	1.67		Algorithm converged.	0.62	4.56	0.3130		0.60		Algorithm converged.	0.22	1.63
Gastrointestinal disorders	Subileus	1-2	187	37.8	0	0.0	187	37.6	0	0.0	NE			NE	NE	NE		NE	NE	NE	NE		NE	NE	NE	NE	NE	NE		NE	NE	NE
Gastrointestinal disorders	Subileus	3	196	39.6	0	0.0	186	37.3	1	0.5		*	Quasi-complete separation of data points detected.				*	ERROR: Error in computing the link function, its derivatives, or the variance function.			0.00		Algorithm converged.	0.00	NE	1.0000		>999.99		Algorithm converged.	0.00	NE
Gastrointestinal disorders	Subileus	4-5	112	22.6	1	0.9	125	25.1	0	0.0		*	Quasi-complete separation of data points detected.				*	WARNING: The relative Hessian convergence criterion of 18.712481934 is greater than the limit of 0.0001. The convergence is questionable.			NE		Algorithm converged.	NE	NE	NE		NE		Algorithm converged.	NE	NE
Gastrointestinal disorders	Swollen tongue	1-2	187	37.8	0	0.0	187	37.6	1	0.5		*	Quasi-complete separation of data points detected.				*	ERROR: Error in computing the link function, its derivatives, or the variance function.			0.00		Algorithm converged.	0.00	NE	0.9999	NE	>999.99		Algorithm converged.	0.00	NE
Gastrointestinal disorders	Swollen tongue	3	196	39.6	0	0.0	186	37.3	0	0.0	NE			NE	NE	NE		NE	NE	NE	NE		NE	NE	NE	NE		NE		NE	NE	NE
Gastrointestinal disorders	Swollen tongue	4-5	112	22.6	0	0.0	125	25.1	0	0.0	NE			NE	NE	NE		NE	NE	NE	NE		NE	NE	NE	NE		NE		NE	NE	NE
Gastrointestinal disorders	Tongue blistering	1-2	187	37.8	0	0.0	187	37.6	1	0.5		*	Quasi-complete separation of data points detected.				*	ERROR: Error in computing the link function, its derivatives, or the variance function.			0.00		Algorithm converged.	0.00	NE	0.9999	NE	>999.99		Algorithm converged.	0.00	NE
Gastrointestinal disorders	Tongue blistering	3	196	39.6	0	0.0	186	37.3	0	0.0	NE			NE	NE	NE		NE	NE	NE	NE		NE	NE	NE	NE		NE		NE	NE	NE
Gastrointestinal disorders	Tongue blistering	4-5	112	22.6	0	0.0	125	25.1	0	0.0	NE			NE	NE	NE		NE	NE	NE	NE		NE	NE	NE	NE		NE		NE	NE	NE
Gastrointestinal disorders	Tongue coated	1-2	187	37.8	2	1.1	187	37.6	0	0.0		*	Quasi-complete separation of data points detected.				*	WARNING: Negative of Hessian not positive definite.			NE		Algorithm converged.	NE	NE	NE	NE	NE		Algorithm converged.	NE	NE
Gastrointestinal disorders	Tongue coated	3	196	39.6	0	0.0	186	37.3	0	0.0	NE			NE	NE	NE		NE	NE	NE	NE		NE	NE	NE	NE		NE		NE	NE	NE
Gastrointestinal disorders	Tongue coated	4-5	112	22.6	0	0.0	125	25.1	0	0.0	NE			NE	NE	NE		NE	NE	NE	NE		NE	NE	NE	NE		NE		NE	NE	NE
Gastrointestinal disorders	Tongue discolouration	1-2	187	37.8	0	0.0	187	37.6	0	0.0	NE			NE	NE	NE		NE	NE	NE	NE		NE	NE	NE	NE	NE	NE		NE	NE	NE
Gastrointestinal disorders	Tongue discolouration	3	196	39.6	0	0.0	186	37.3	1	0.5		*	Quasi-complete separation of data points detected.				*	ERROR: Error in computing the link function, its derivatives, or the variance function.			0.00		Algorithm converged.	0.00	NE	1.0000		>999.99		Algorithm converged.	0.00	NE
Gastrointestinal disorders	Tongue discolouration	4-5	112	22.6	0	0.0	125	25.1	0	0.0	NE			NE	NE	NE		NE	NE	NE	NE		NE	NE	NE	NE		NE		NE	NE	NE
Gastrointestinal disorders	Tongue pigmentation	1-2	187	37.8	0	0.0	187	37.6	1	0.5		*	Quasi-complete separation of data points detected.				*	ERROR: Error in computing the link function, its derivatives, or the variance function.			0.00		Algorithm converged.	0.00	NE	0.9999	NE	>999.99		Algorithm converged.	0.00	NE
Gastrointestinal disorders	Tongue pigmentation	3	196	39.6	0	0.0	186	37.3	0	0.0	NE			NE	NE	NE		NE	NE	NE	NE		NE	NE	NE	NE		NE		NE	NE	NE
Gastrointestinal disorders	Tongue pigmentation	4-5	112	22.6	0	0.0	125	25.1	0	0.0	NE			NE	NE	NE		NE	NE	NE	NE		NE	NE	NE	NE		NE		NE	NE	NE
Gastrointestinal disorders	Tongue ulceration	1-2	187	37.8	1	0.5	187	37.6	0	0.0		*	Quasi-complete separation of data points detected.				*	ERROR: The mean parameter is either invalid or at a limit of its range for some observations.			NE		Algorithm converged.	NE	NE	NE	NE	NE		Algorithm converged.	NE	NE
Gastrointestinal disorders	Tongue ulceration	3	196	39.6	0	0.0	186	37.3	0	0.0	NE			NE	NE	NE		NE	NE	NE	NE		NE	NE	NE	NE		NE		NE	NE	NE
Gastrointestinal disorders	Tongue ulceration	4-5	112	22.6	0	0.0	125	25.1	0	0.0	NE			NE	NE	NE		NE	NE	NE	NE		NE	NE	NE	NE		NE		NE	NE	NE
Gastrointestinal disorders	Tooth loss	1-2	187	37.8	1	0.5	187	37.6	0	0.0		*	Quasi-complete separation of data points detected.				*	ERROR: The mean parameter is either invalid or at a limit of its range for some observations.			NE		Algorithm converged.	NE	NE	NE	NE	NE		Algorithm converged.	NE	NE
Gastrointestinal disorders	Tooth loss	3	196	39.6	0	0.0	186	37.3	1	0.5		*	Quasi-complete separation of data points detected.				*	ERROR: Error in computing the link function, its derivatives, or the variance function.			0.00		Algorithm converged.	0.00	NE	1.0000		>999.99		Algorithm converged.	0.00	NE
Gastrointestinal disorders	Tooth loss	4-5	112	22.6	0	0.0	125	25.1	0	0.0	NE			NE	NE	NE		NE	NE	NE	NE		NE	NE	NE	NE		NE		NE	NE	NE
Gastrointestinal disorders	Toothache	1-2	187	37.8	2	1.1	187	37.6	2	1.1	1.00		Convergence criterion (GCONV=1E-8) satisfied.	0.14	7.17	0.000		Algorithm converged.	-0.021	0.021	1.00		Algorithm converged.	0.14	7.02	1.0000	0.9950	1.00		Algorithm converged.	0.14	7.02
Gastrointestinal disorders	Toothache	3	196	39.6	3	1.5	186	37.3	3	1.6	0.95		Convergence criterion (GCONV=1E-8) satisfied.	0.19	4.76	-0.001		Algorithm converged.	-0.026	0.024	0.95		Algorithm converged.	0.19	4.64	0.9485		1.05		Algorithm converged.	0.22	5.16
Gastrointestinal disorders	Toothache	4-5	112	22.6	1	0.9	125	25.1	1	0.8	1.12		Convergence criterion (GCONV=1E-8) satisfied.	0.07	18.07	0.001		Algorithm converged.	-0.022	0.024	1.12		Algorithm converged.	0.07	17.63	0.9378		0.90		Algorithm converged.	0.06	14.16
Gastrointestinal disorders	Umbilical hernia	1-2	187	37.8	0	0.0	187	37.6	1	0.5		*	Quasi-complete separation of data points detected.				*	ERROR: Error in computing the link function, its derivatives, or the variance function.			0.00		Algorithm converged.	0.00	NE	0.9999	NE	>999.99		Algorithm converged.	0.00	NE
Gastrointestinal disorders	Umbilical hernia	3	196	39.6	0	0.0	186	37.3	0	0.0	NE			NE	NE	NE		NE	NE	NE	NE		NE	NE	NE	NE		NE		NE	NE	NE
Gastrointestinal disorders	Umbilical hernia	4-5	112	22.6	0	0.0	125	25.1	0	0.0	NE			NE	NE	NE		NE	NE	NE	NE		NE	NE	NE	NE		NE		NE	NE	NE
Gastrointestinal disorders	Upper gastrointestinal haemorrhage	1-2	187	37.8	0	0.0	187	37.6	0	0.0	NE			NE	NE	NE		NE	NE	NE	NE		NE	NE	NE	NE	NE	NE		NE	NE	NE
Gastrointestinal disorders	Upper gastrointestinal haemorrhage	3	196	39.6	1	0.5	186	37.3	0	0.0		*	Quasi-complete separation of data points detected.				*	ERROR: The mean parameter is either invalid or at a limit of its range for some observations.			NE		Algorithm converged.	NE	NE	NE		NE		Algorithm converged.	NE	NE
Gastrointestinal disorders	Upper gastrointestinal haemorrhage	4-5	112	22.6	0	0.0	125	25.1	0	0.0	NE			NE	NE	NE		NE	NE	NE	NE		NE	NE	NE	NE		NE		NE	NE	NE
Gastrointestinal disorders	Vomiting	1-2	187	37.8	33	17.6	187	37.6	28	15.0	1.22		Convergence criterion (GCONV=1E-8) satisfied.	0.70	2.11	0.027		Algorithm converged.	-0.048	0.102	1.18		Algorithm converged.	0.74	1.87	0.4848	0.5133	0.85		Algorithm converged.	0.54	1.35
Gastrointestinal disorders	Vomiting	3	196	39.6	23	11.7	186	37.3	27	14.5	0.78		Convergence criterion (GCONV=1E-8) satisfied.	0.43	1.42	-0.028		Algorithm converged.	-0.096	0.040	0.81		Algorithm converged.	0.48	1.36	0.4215		1.24		Algorithm converged.	0.74	2.08
Gastrointestinal disorders	Vomiting	4-5	112	22.6	12	10.7	125	25.1	16	12.8	0.82		Convergence criterion (GCONV=1E-8) satisfied.	0.37	1.81	-0.021		Algorithm converged.	-0.103	0.061	0.84		Algorithm converged.	0.41	1.69	0.6203		1.19		Algorithm converged.	0.59	2.41
General disorders and administration site conditions		1-2	187	37.8	110	58.8	187	37.6	115	61.5	0.89		Convergence criterion (GCONV=1E-8) satisfied.	0.59	1.35	-0.027		Algorithm converged.	-0.126	0.072	0.96		Algorithm converged.	0.81	1.13	0.5976	0.9954	1.05		Algorithm converged.	0.89	1.23
General disorders and administration site conditions		3	196	39.6	112	57.1	186	37.3	110	59.1	0.92		Convergence criterion (GCONV=1E-8) satisfied.	0.61	1.38	-0.020		Algorithm converged.	-0.119	0.079	0.97		Algorithm converged.	0.82	1.15	0.6924		1.03		Algorithm converged.	0.87	1.23
General disorders and administration site conditions		4-5	112	22.6	71	63.4	125	25.1	82	65.6	0.91		Convergence criterion (GCONV=1E-8) satisfied.	0.53	1.55	-0.022		Algorithm converged.	-0.144	0.100	0.97		Algorithm converged.	0.80	1.17	0.7234		1.03		Algorithm converged.	0.86	1.25
General disorders and administration site conditions	Administration site extravasation	1-2	187	37.8	0	0.0	187	37.6	0	0.0	NE			NE	NE	NE		NE	NE	NE	NE		NE	NE	NE	NE	NE	NE		NE	NE	NE
General disorders and administration site conditions	Administration site extravasation	3	196	39.6	0	0.0	186	37.3	0	0.0	NE			NE	NE	NE		NE	NE	NE	NE		NE	NE	NE	NE		NE		NE	NE	NE
General disorders and administration site conditions	Administration site extravasation	4-5	112	22.6	1	0.9	125	25.1	0	0.0		*	Quasi-complete separation of data points detected.				*	WARNING: The relative Hessian convergence criterion of 18.712481867 is greater than the limit of 0.0001. The convergence is questionable.			NE		Algorithm converged.	NE	NE	NE		NE		Algorithm converged.	NE	NE
General disorders and administration site conditions	Application site pain	1-2	187	37.8	0	0.0	187	37.6	0	0.0	NE			NE	NE	NE		NE	NE	NE	NE		NE	NE	NE	NE	NE	NE		NE	NE	NE
General disorders and administration site conditions	Application site pain	3	196	39.6	0	0.0	186	37.3	1	0.5		*	Quasi-complete separation of data points detected.				*	ERROR: Error in computing the link function, its derivatives, or the variance function.			0.00		Algorithm converged.	0.00	NE	1.0000		>999.99		Algorithm converged.	0.00	NE
General disorders and administration site conditions	Application site pain	4-5	112	22.6	0	0.0	125	25.1	0	0.0	NE			NE	NE	NE		NE	NE	NE	NE		NE	NE	NE	NE		NE		NE	NE	NE
General disorders and administration site conditions	Asthenia	1-2	187	37.8	23	12.3	187	37.6	21	11.2	1.11		Convergence criterion (GCONV=1E-8) satisfied.	0.59	2.08	0.011		Algorithm converged.	-0.055	0.076	1.10		Algorithm converged.	0.63	1.91	0.7483	0.6919	0.91		Algorithm converged.	0.52	1.59
General disorders and administration site conditions	Asthenia	3	196	39.6	17	8.7	186	37.3	21	11.3	0.75		Convergence criterion (GCONV=1E-8) satisfied.	0.38	1.46	-0.026		Algorithm converged.	-0.086	0.034	0.77		Algorithm converged.	0.42	1.41	0.3947		1.30		Algorithm converged.	0.71	2.39
General disorders and administration site conditions	Asthenia	4-5	112	22.6	15	13.4	125	25.1	17	13.6	0.98		Convergence criterion (GCONV=1E-8) satisfied.	0.47	2.07	-0.002		Algorithm converged.	-0.089	0.085	0.98		Algorithm converged.	0.52	1.88	0.9628		1.02		Algorithm converged.	0.53	1.94
General disorders and administration site conditions	Cardiac death	1-2	187	37.8	1	0.5	187	37.6	0	0.0		*	Quasi-complete separation of data points detected.				*	ERROR: The mean parameter is either invalid or at a limit of its range for some observations.			NE		Algorithm converged.	NE	NE	NE	NE	NE		Algorithm converged.	NE	NE
General disorders and administration site conditions	Cardiac death	3	196	39.6	0	0.0	186	37.3	0	0.0	NE			NE	NE	NE		NE	NE	NE	NE		NE	NE	NE	NE		NE		NE	NE	NE
General disorders and administration site conditions	Cardiac death	4-5	112	22.6	0	0.0	125	25.1	0	0.0	NE			NE	NE	NE		NE	NE	NE	NE		NE	NE	NE	NE		NE		NE	NE	NE
General disorders and administration site conditions	Catheter site bruise	1-2	187	37.8	0	0.0	187	37.6	0	0.0	NE			NE	NE	NE		NE	NE	NE	NE		NE	NE	NE	NE	NE	NE		NE	NE	NE
General disorders and administration site conditions	Catheter site bruise	3	196	39.6	1	0.5	186	37.3	0	0.0		*	Quasi-complete separation of data points detected.				*	ERROR: The mean parameter is either invalid or at a limit of its range for some observations.			NE		Algorithm converged.	NE	NE	NE		NE		Algorithm converged.	NE	NE
General disorders and administration site conditions	Catheter site bruise	4-5	112	22.6	0	0.0	125	25.1	0	0.0	NE			NE	NE	NE		NE	NE	NE	NE		NE	NE	NE	NE		NE		NE	NE	NE
General disorders and administration site conditions	Catheter site erythema	1-2	187	37.8	1	0.5	187	37.6	0	0.0		*	Quasi-complete separation of data points detected.				*	WARNING: Negative of Hessian not positive definite.			NE		Algorithm converged.	NE	NE	NE	NE	NE		Algorithm converged.	NE	NE
General disorders and administration site conditions	Catheter site erythema	3	196	39.6	0	0.0	186	37.3	0	0.0	NE			NE	NE	NE		NE	NE	NE	NE		NE	NE	NE	NE		NE		NE	NE	NE
General disorders and administration site conditions	Catheter site erythema	4-5	112	22.6	0	0.0	125	25.1	1	0.8		*	Quasi-complete separation of data points detected.				*	WARNING: The relative Hessian convergence criterion of 16.316112867 is greater than the limit of 0.0001. The convergence is questionable.			0.00		Algorithm converged.	0.00	NE	0.9999		>999.99		Algorithm converged.	0.00	NE
General disorders and administration site conditions	Catheter site haemorrhage	1-2	187	37.8	1	0.5	187	37.6	0	0.0		*	Quasi-complete separation of data points detected.				*	ERROR: The mean parameter is either invalid or at a limit of its range for some observations.			NE		Algorithm converged.	NE	NE	NE	NE	NE		Algorithm converged.	NE	NE
General disorders and administration site conditions	Catheter site haemorrhage	3	196	39.6	0	0.0	186	37.3	0	0.0	NE			NE	NE	NE		NE	NE	NE	NE		NE	NE	NE	NE		NE		NE	NE	NE
General disorders and administration site conditions	Catheter site haemorrhage	4-5	112	22.6	0	0.0	125	25.1	1	0.8		*	Quasi-complete separation of data points detected.				*	WARNING: The relative Hessian convergence criterion of 16.316112867 is greater than the limit of 0.0001. The convergence is questionable.			0.00		Algorithm converged.	0.00	NE	0.9999		>999.99		Algorithm converged.	0.00	NE
General disorders and administration site conditions	Catheter site induration	1-2	187	37.8	0	0.0	187	37.6	0	0.0	NE			NE	NE	NE		NE	NE	NE	NE		NE	NE	NE	NE	NE	NE		NE	NE	NE
General disorders and administration site conditions	Catheter site induration	3	196	39.6	0	0.0	186	37.3	0	0.0	NE			NE	NE	NE		NE	NE	NE	NE		NE	NE	NE	NE		NE		NE	NE	NE
General disorders and administration site conditions	Catheter site induration	4-5	112	22.6	1	0.9	125	25.1	0	0.0		*	Quasi-complete separation of data points detected.				*	WARNING: The relative Hessian convergence criterion of 18.712481934 is greater than the limit of 0.0001. The convergence is questionable.			NE		Algorithm converged.	NE	NE	NE		NE		Algorithm converged.	NE	NE
General disorders and administration site conditions	Catheter site oedema	1-2	187	37.8	0	0.0	187	37.6	1	0.5		*	Quasi-complete separation of data points detected.				*	ERROR: Error in computing the link function, its derivatives, or the variance function.			0.00		Algorithm converged.	0.00	NE	0.9999	NE	>999.99		Algorithm converged.	0.00	NE
General disorders and administration site conditions	Catheter site oedema	3	196	39.6	0	0.0	186	37.3	0	0.0	NE			NE	NE	NE		NE	NE	NE	NE		NE	NE	NE	NE		NE		NE	NE	NE
General disorders and administration site conditions	Catheter site oedema	4-5	112	22.6	0	0.0	125	25.1	0	0.0	NE			NE	NE	NE		NE	NE	NE	NE		NE	NE	NE	NE		NE		NE	NE	NE
General disorders and administration site conditions	Catheter site pain	1-2	187	37.8	0	0.0	187	37.6	0	0.0	NE			NE	NE	NE		NE	NE	NE	NE		NE	NE	NE	NE	NE	NE		NE	NE	NE
General disorders and administration site conditions	Catheter site pain	3	196	39.6	0	0.0	186	37.3	1	0.5		*	Quasi-complete separation of data points detected.				*	ERROR: Error in computing the link function, its derivatives, or the variance function.			0.00		Algorithm converged.	0.00	NE	1.0000		>999.99		Algorithm converged.	0.00	NE
General disorders and administration site conditions	Catheter site pain	4-5	112	22.6	0	0.0	125	25.1	0	0.0	NE			NE	NE	NE		NE	NE	NE	NE		NE	NE	NE	NE		NE		NE	NE	NE
General disorders and administration site conditions	Catheter site pruritus	1-2	187	37.8	1	0.5	187	37.6	0	0.0		*	Quasi-complete separation of data points detected.				*	WARNING: Negative of Hessian not positive definite.			NE		Algorithm converged.	NE	NE	NE	NE	NE		Algorithm converged.	NE	NE
General disorders and administration site conditions	Catheter site pruritus	3	196	39.6	0	0.0	186	37.3	0	0.0	NE			NE	NE	NE		NE	NE	NE	NE		NE	NE	NE	NE		NE		NE	NE	NE
General disorders and administration site conditions	Catheter site pruritus	4-5	112	22.6	0	0.0	125	25.1	0	0.0	NE			NE	NE	NE		NE	NE	NE	NE		NE	NE	NE	NE		NE		NE	NE	NE
General disorders and administration site conditions	Catheter site related reaction	1-2	187	37.8	1	0.5	187	37.6	0	0.0		*	Quasi-complete separation of data points detected.				*	ERROR: The mean parameter is either invalid or at a limit of its range for some observations.			NE		Algorithm converged.	NE	NE	NE	NE	NE		Algorithm converged.	NE	NE
General disorders and administration site conditions	Catheter site related reaction	3	196	39.6	0	0.0	186	37.3	0	0.0	NE			NE	NE	NE		NE	NE	NE	NE		NE	NE	NE	NE		NE		NE	NE	NE
General disorders and administration site conditions	Catheter site related reaction	4-5	112	22.6	0	0.0	125	25.1	0	0.0	NE			NE	NE	NE		NE	NE	NE	NE		NE	NE	NE	NE		NE		NE	NE	NE
General disorders and administration site conditions	Chest discomfort	1-2	187	37.8	6	3.2	187	37.6	3	1.6	2.03		Convergence criterion (GCONV=1E-8) satisfied.	0.50	8.25	0.016		Algorithm converged.	-0.015	0.047	2.00		Algorithm converged.	0.51	7.88	0.3217	0.0034	0.50		Algorithm converged.	0.13	1.97
General disorders and administration site conditions	Chest discomfort	3	196	39.6	2	1.0	186	37.3	6	3.2	0.31		Convergence criterion (GCONV=1E-8) satisfied.	0.06	1.55	-0.022		Algorithm converged.	-0.051	0.007	0.32		Algorithm converged.	0.06	1.55	0.1554		3.16		Algorithm converged.	0.65	15.47
General disorders and administration site conditions	Chest discomfort	4-5	112	22.6	6	5.4	125	25.1	0	0.0		*	Quasi-complete separation of data points detected.				*	WARNING: Negative of Hessian not positive definite.			NE		Algorithm converged.	NE	NE	NE		NE		Algorithm converged.	NE	NE
General disorders and administration site conditions	Chest pain	1-2	187	37.8	7	3.7	187	37.6	7	3.7	1.00		Convergence criterion (GCONV=1E-8) satisfied.	0.34	2.91	0.000		Algorithm converged.	-0.038	0.038	1.00		Algorithm converged.	0.36	2.80	1.0000	0.4204	1.00		Algorithm converged.	0.36	2.80
General disorders and administration site conditions	Chest pain	3	196	39.6	4	2.0	186	37.3	8	4.3	0.46		Convergence criterion (GCONV=1E-8) satisfied.	0.14	1.57	-0.023		Algorithm converged.	-0.058	0.013	0.47		Algorithm converged.	0.15	1.55	0.2169		2.11		Algorithm converged.	0.65	6.88
General disorders and administration site conditions	Chest pain	4-5	112	22.6	2	1.8	125	25.1	1	0.8	2.25		Convergence criterion (GCONV=1E-8) satisfied.	0.20	25.21	0.010		Algorithm converged.	-0.019	0.039	2.23		Algorithm converged.	0.21	24.28	0.5097		0.45		Algorithm converged.	0.04	4.87
General disorders and administration site conditions	Chills	1-2	187	37.8	6	3.2	187	37.6	10	5.3	0.59		Convergence criterion (GCONV=1E-8) satisfied.	0.21	1.65	-0.021		Algorithm converged.	-0.062	0.020	0.60		Algorithm converged.	0.22	1.62	0.3127	0.7010	1.67		Algorithm converged.	0.62	4.49
General disorders and administration site conditions	Chills	3	196	39.6	11	5.6	186	37.3	12	6.5	0.86		Convergence criterion (GCONV=1E-8) satisfied.	0.37	2.00	-0.008		Algorithm converged.	-0.056	0.039	0.87		Algorithm converged.	0.39	1.92	0.7305		1.15		Algorithm converged.	0.52	2.54
General disorders and administration site conditions	Chills	4-5	112	22.6	6	5.4	125	25.1	6	4.8	1.12		Convergence criterion (GCONV=1E-8) satisfied.	0.35	3.59	0.006		Algorithm converged.	-0.050	0.062	1.12		Algorithm converged.	0.37	3.36	0.8452		0.90		Algorithm converged.	0.30	2.70
General disorders and administration site conditions	Cyst	1-2	187	37.8	1	0.5	187	37.6	0	0.0		*	Quasi-complete separation of data points detected.				*	ERROR: The mean parameter is either invalid or at a limit of its range for some observations.			NE		Algorithm converged.	NE	NE	NE	NE	NE		Algorithm converged.	NE	NE
General disorders and administration site conditions	Cyst	3	196	39.6	0	0.0	186	37.3	0	0.0	NE			NE	NE	NE		NE	NE	NE	NE		NE	NE	NE	NE		NE		NE	NE	NE

General disorders and administration site conditions	Cyst	4-5	112	22.6	0	0.0	125	25.1	0	0.0	NE			NE	NE	NE		NE	NE	NE	NE		NE	NE	NE	NE		NE		NE	NE	NE
General disorders and administration site conditions	Death	1-2	187	37.8	1	0.5	187	37.6	0	0.0		*	Quasi-complete separation of data points detected.				*	WARNING: Negative of Hessian not positive definite.			NE		Algorithm converged.	NE	NE	NE	0.3553	NE		Algorithm converged.	NE	NE
General disorders and administration site conditions	Death	3	196	39.6	2	1.0	186	37.3	0	0.0		*	Quasi-complete separation of data points detected.				*	WARNING: The relative Hessian convergence criterion of 14.688690926 is greater than the limit of 0.0001. The convergence is questionable.			NE		Algorithm converged.	NE	NE	NE		NE		Algorithm converged.	NE	NE
General disorders and administration site conditions	Death	4-5	112	22.6	1	0.9	125	25.1	1	0.8	1.12		Convergence criterion (GCONV=1E-8) satisfied.	0.07	18.07	0.001		Algorithm converged.	-0.022	0.024	1.12		Algorithm converged.	0.07	17.63	0.9378		0.90		Algorithm converged.	0.06	14.16
General disorders and administration site conditions	Device related thrombosis	1-2	187	37.8	0	0.0	187	37.6	0	0.0	NE			NE	NE	NE		NE	NE	NE	NE		NE	NE	NE	NE	NE	NE		NE	NE	NE
General disorders and administration site conditions	Device related thrombosis	3	196	39.6	0	0.0	186	37.3	1	0.5		*	Quasi-complete separation of data points detected.				*	ERROR: Error in computing the link function, its derivatives, or the variance function.			0.00		Algorithm converged.	0.00	NE	1.0000		>999.99		Algorithm converged.	0.00	NE
General disorders and administration site conditions	Device related thrombosis	4-5	112	22.6	1	0.9	125	25.1	0	0.0		*	Quasi-complete separation of data points detected.				*	WARNING: The relative Hessian convergence criterion of 18.712481934 is greater than the limit of 0.0001. The convergence is questionable.			NE		Algorithm converged.	NE	NE	NE		NE		Algorithm converged.	NE	NE
General disorders and administration site conditions	Discomfort	1-2	187	37.8	0	0.0	187	37.6	2	1.1		*	Quasi-complete separation of data points detected.				*	ERROR: Error in computing the link function, its derivatives, or the variance function.			0.00		Algorithm converged.	0.00	NE	0.9999	0.0951	>999.99		Algorithm converged.	0.00	NE
General disorders and administration site conditions	Discomfort	3	196	39.6	0	0.0	186	37.3	1	0.5		*	Quasi-complete separation of data points detected.				*	ERROR: Error in computing the link function, its derivatives, or the variance function.			0.00		Algorithm converged.	0.00	NE	1.0000		>999.99		Algorithm converged.	0.00	NE
General disorders and administration site conditions	Discomfort	4-5	112	22.6	1	0.9	125	25.1	0	0.0		*	Quasi-complete separation of data points detected.				*	ERROR: Error in computing the link function, its derivatives, or the variance function.			NE		Algorithm converged.	NE	NE	NE		NE		Algorithm converged.	NE	NE
General disorders and administration site conditions	Face oedema	1-2	187	37.8	0	0.0	187	37.6	1	0.5		*	Quasi-complete separation of data points detected.				*	ERROR: Error in computing the link function, its derivatives, or the variance function.			0.00		Algorithm converged.	0.00	NE	0.9999	0.1151	>999.99		Algorithm converged.	0.00	NE
General disorders and administration site conditions	Face oedema	3	196	39.6	1	0.5	186	37.3	0	0.0		*	Quasi-complete separation of data points detected.				*	ERROR: The mean parameter is either invalid or at a limit of its range for some observations.			NE		Algorithm converged.	NE	NE	NE		NE		Algorithm converged.	NE	NE
General disorders and administration site conditions	Face oedema	4-5	112	22.6	0	0.0	125	25.1	2	1.6		*	Quasi-complete separation of data points detected.				*	WARNING: The relative Hessian convergence criterion of 10.206215749 is greater than the limit of 0.0001. The convergence is questionable.			0.00		Algorithm converged.	0.00	NE	0.9999		>999.99		Algorithm converged.	0.00	NE
General disorders and administration site conditions	Facial pain	1-2	187	37.8	0	0.0	187	37.6	0	0.0	NE			NE	NE	NE		NE	NE	NE	NE		NE	NE	NE	NE	NE	NE		NE	NE	NE
General disorders and administration site conditions	Facial pain	3	196	39.6	1	0.5	186	37.3	0	0.0		*	Quasi-complete separation of data points detected.				*	ERROR: The mean parameter is either invalid or at a limit of its range for some observations.			NE		Algorithm converged.	NE	NE	NE		NE		Algorithm converged.	NE	NE
General disorders and administration site conditions	Facial pain	4-5	112	22.6	0	0.0	125	25.1	0	0.0	NE			NE	NE	NE		NE	NE	NE	NE		NE	NE	NE	NE		NE		NE	NE	NE
General disorders and administration site conditions	Fatigue	1-2	187	37.8	51	27.3	187	37.6	51	27.3	1.00		Convergence criterion (GCONV=1E-8) satisfied.	0.63	1.58	0.000		Algorithm converged.	-0.090	0.090	1.00		Algorithm converged.	0.72	1.39	1.0000	0.5200	1.00		Algorithm converged.	0.72	1.39
General disorders and administration site conditions	Fatigue	3	196	39.6	44	22.4	186	37.3	38	20.4	1.13		Convergence criterion (GCONV=1E-8) satisfied.	0.69	1.84	0.020		Algorithm converged.	-0.062	0.102	1.10		Algorithm converged.	0.75	1.61	0.6313		0.91		Algorithm converged.	0.62	1.34
General disorders and administration site conditions	Fatigue	4-5	112	22.6	23	20.5	125	25.1	33	26.4	0.72		Convergence criterion (GCONV=1E-8) satisfied.	0.39	1.32	-0.059		Algorithm converged.	-0.166	0.049	0.78		Algorithm converged.	0.49	1.24	0.2921		1.29		Algorithm converged.	0.81	2.05
General disorders and administration site conditions	Feeling cold	1-2	187	37.8	1	0.5	187	37.6	0	0.0		*	Quasi-complete separation of data points detected.				*	ERROR: The mean parameter is either invalid or at a limit of its range for some observations.			NE		Algorithm converged.	NE	NE	NE	NE	NE		Algorithm converged.	NE	NE
General disorders and administration site conditions	Feeling cold	3	196	39.6	0	0.0	186	37.3	0	0.0	NE			NE	NE	NE		NE	NE	NE	NE		NE	NE	NE	NE		NE		NE	NE	NE
General disorders and administration site conditions	Feeling cold	4-5	112	22.6	0	0.0	125	25.1	0	0.0	NE			NE	NE	NE		NE	NE	NE	NE		NE	NE	NE	NE		NE		NE	NE	NE
General disorders and administration site conditions	Feeling hot	1-2	187	37.8	1	0.5	187	37.6	2	1.1	0.50		Convergence criterion (GCONV=1E-8) satisfied.	0.04	5.53	-0.005		Algorithm converged.	-0.023	0.013	0.50		Algorithm converged.	0.05	5.47	0.5700	NE	2.00		Algorithm converged.	0.18	21.87
General disorders and administration site conditions	Feeling hot	3	196	39.6	0	0.0	186	37.3	0	0.0	NE			NE	NE	NE		NE	NE	NE	NE		NE	NE	NE	NE		NE		NE	NE	NE
General disorders and administration site conditions	Feeling hot	4-5	112	22.6	2	1.8	125	25.1	0	0.0		*	Quasi-complete separation of data points detected.				*	ERROR: The mean parameter is either invalid or at a limit of its range for some observations.			NE		Algorithm converged.	NE	NE	NE		NE		Algorithm converged.	NE	NE
General disorders and administration site conditions	Gait disturbance	1-2	187	37.8	0	0.0	187	37.6	1	0.5		*	Quasi-complete separation of data points detected.				*	ERROR: Error in computing the link function, its derivatives, or the variance function.			0.00		Algorithm converged.	0.00	NE	0.9999	NE	>999.99		Algorithm converged.	0.00	NE
General disorders and administration site conditions	Gait disturbance	3	196	39.6	0	0.0	186	37.3	0	0.0	NE			NE	NE	NE		NE	NE	NE	NE		NE	NE	NE	NE		NE		NE	NE	NE
General disorders and administration site conditions	Gait disturbance	4-5	112	22.6	0	0.0	125	25.1	0	0.0	NE			NE	NE	NE		NE	NE	NE	NE		NE	NE	NE	NE		NE		NE	NE	NE
General disorders and administration site conditions	General physical health deterioration	1-2	187	37.8	0	0.0	187	37.6	1	0.5		*	Quasi-complete separation of data points detected.				*	ERROR: Error in computing the link function, its derivatives, or the variance function.			0.00		Algorithm converged.	0.00	NE	0.9999	NE	>999.99		Algorithm converged.	0.00	NE
General disorders and administration site conditions	General physical health deterioration	3	196	39.6	2	1.0	186	37.3	0	0.0		*	Quasi-complete separation of data points detected.				*	WARNING: The relative Hessian convergence criterion of 14.688690874 is greater than the limit of 0.0001. The convergence is questionable.			NE		Algorithm converged.	NE	NE	NE		NE		Algorithm converged.	NE	NE
General disorders and administration site conditions	General physical health deterioration	4-5	112	22.6	0	0.0	125	25.1	0	0.0	NE			NE	NE	NE		NE	NE	NE	NE		NE	NE	NE	NE		NE		NE	NE	NE
General disorders and administration site conditions	Granuloma	1-2	187	37.8	0	0.0	187	37.6	0	0.0	NE			NE	NE	NE		NE	NE	NE	NE		NE	NE	NE	NE	NE	NE		NE	NE	NE
General disorders and administration site conditions	Granuloma	3	196	39.6	1	0.5	186	37.3	0	0.0		*	Quasi-complete separation of data points detected.				*	ERROR: The mean parameter is either invalid or at a limit of its range for some observations.			NE		Algorithm converged.	NE	NE	NE		NE		Algorithm converged.	NE	NE
General disorders and administration site conditions	Granuloma	4-5	112	22.6	0	0.0	125	25.1	0	0.0	NE			NE	NE	NE		NE	NE	NE	NE		NE	NE	NE	NE		NE		NE	NE	NE
General disorders and administration site conditions	Hernia pain	1-2	187	37.8	0	0.0	187	37.6	0	0.0	NE			NE	NE	NE		NE	NE	NE	NE		NE	NE	NE	NE	NE	NE		NE	NE	NE
General disorders and administration site conditions	Hernia pain	3	196	39.6	0	0.0	186	37.3	0	0.0	NE			NE	NE	NE		NE	NE	NE	NE		NE	NE	NE	NE		NE		NE	NE	NE
General disorders and administration site conditions	Hernia pain	4-5	112	22.6	0	0.0	125	25.1	1	0.8		*	Quasi-complete separation of data points detected.				*	WARNING: The relative Hessian convergence criterion of 16.316112867 is greater than the limit of 0.0001. The convergence is questionable.			0.00		Algorithm converged.	0.00	NE	0.9999		>999.99		Algorithm converged.	0.00	NE
General disorders and administration site conditions	Hunger	1-2	187	37.8	0	0.0	187	37.6	0	0.0	NE			NE	NE	NE		NE	NE	NE	NE		NE	NE	NE	NE	NE	NE		NE	NE	NE
General disorders and administration site conditions	Hunger	3	196	39.6	0	0.0	186	37.3	1	0.5		*	Quasi-complete separation of data points detected.				*	ERROR: Error in computing the link function, its derivatives, or the variance function.			0.00		Algorithm converged.	0.00	NE	1.0000		>999.99		Algorithm converged.	0.00	NE
General disorders and administration site conditions	Hunger	4-5	112	22.6	0	0.0	125	25.1	0	0.0	NE			NE	NE	NE		NE	NE	NE	NE		NE	NE	NE	NE		NE		NE	NE	NE
General disorders and administration site conditions	Hyperthermia	1-2	187	37.8	0	0.0	187	37.6	1	0.5		*	Quasi-complete separation of data points detected.				*	ERROR: Error in computing the link function, its derivatives, or the variance function.			0.00		Algorithm converged.	0.00	NE	0.9999	0.6914	>999.99		Algorithm converged.	0.00	NE
General disorders and administration site conditions	Hyperthermia	3	196	39.6	0	0.0	186	37.3	0	0.0	NE			NE	NE	NE		NE	NE	NE	NE		NE	NE	NE	NE		NE		NE	NE	NE
General disorders and administration site conditions	Hyperthermia	4-5	112	22.6	1	0.9	125	25.1	2	1.6	0.55		Convergence criterion (GCONV=1E-8) satisfied.	0.05	6.19	-0.007		Algorithm converged.	-0.035	0.021	0.56		Algorithm converged.	0.05	6.07	0.6319		1.79		Algorithm converged.	0.16	19.50
General disorders and administration site conditions	Hypothermia	1-2	187	37.8	0	0.0	187	37.6	0	0.0	NE			NE	NE	NE		NE	NE	NE	NE		NE	NE	NE	NE	NE	NE		NE	NE	NE
General disorders and administration site conditions	Hypothermia	3	196	39.6	0	0.0	186	37.3	0	0.0	NE			NE	NE	NE		NE	NE	NE	NE		NE	NE	NE	NE		NE		NE	NE	NE
General disorders and administration site conditions	Hypothermia	4-5	112	22.6	1	0.9	125	25.1	0	0.0		*	Quasi-complete separation of data points detected.				*	WARNING: The relative Hessian convergence criterion of 18.712481801 is greater than the limit of 0.0001. The convergence is questionable.			NE		Algorithm converged.	NE	NE	NE		NE		Algorithm converged.	NE	NE
General disorders and administration site conditions	Ill-defined disorder	1-2	187	37.8	2	1.1	187	37.6	1	0.5	2.01		Convergence criterion (GCONV=1E-8) satisfied.	0.18	22.37	0.005		Algorithm converged.	-0.013	0.023	2.00		Algorithm converged.	0.18	21.87	0.5700	0.8916	0.50		Algorithm converged.	0.05	5.47
General disorders and administration site conditions	Ill-defined disorder	3	196	39.6	2	1.0	186	37.3	2	1.1	0.95		Convergence criterion (GCONV=1E-8) satisfied.	0.13	6.80	-0.001		Algorithm converged.	-0.021	0.020	0.95		Algorithm converged.	0.14	6.67	0.9580		1.05		Algorithm converged.	0.15	7.40
General disorders and administration site conditions	Ill-defined disorder	4-5	112	22.6	0	0.0	125	25.1	0	0.0	NE			NE	NE	NE		NE	NE	NE	NE		NE	NE	NE	NE		NE		NE	NE	NE
General disorders and administration site conditions	Impaired healing	1-2	187	37.8	1	0.5	187	37.6	0	0.0		*	Quasi-complete separation of data points detected.				*	WARNING: Negative of Hessian not positive definite.			NE		Algorithm converged.	NE	NE	NE	NE	NE		Algorithm converged.	NE	NE
General disorders and administration site conditions	Impaired healing	3	196	39.6	0	0.0	186	37.3	0	0.0	NE			NE	NE	NE		NE	NE	NE	NE		NE	NE	NE	NE		NE		NE	NE	NE
General disorders and administration site conditions	Impaired healing	4-5	112	22.6	0	0.0	125	25.1	0	0.0	NE			NE	NE	NE		NE	NE	NE	NE		NE	NE	NE	NE		NE		NE	NE	NE
General disorders and administration site conditions	Inflammatory pain	1-2	187	37.8	0	0.0	187	37.6	1	0.5		*	Quasi-complete separation of data points detected.				*	ERROR: Error in computing the link function, its derivatives, or the variance function.			0.00		Algorithm converged.	0.00	NE	0.9999	NE	>999.99		Algorithm converged.	0.00	NE
General disorders and administration site conditions	Inflammatory pain	3	196	39.6	0	0.0	186	37.3	0	0.0	NE			NE	NE	NE		NE	NE	NE	NE		NE	NE	NE	NE		NE		NE	NE	NE
General disorders and administration site conditions	Inflammatory pain	4-5	112	22.6	0	0.0	125	25.1	0	0.0	NE			NE	NE	NE		NE	NE	NE	NE		NE	NE	NE	NE		NE		NE	NE	NE
General disorders and administration site conditions	Influenza like illness	1-2	187	37.8	1	0.5	187	37.6	0	0.0		*	Quasi-complete separation of data points detected.				*	ERROR: The mean parameter is either invalid or at a limit of its range for some observations.			NE		Algorithm converged.	NE	NE	NE	0.1480	NE		Algorithm converged.	NE	NE
General disorders and administration site conditions	Influenza like illness	3	196	39.6	2	1.0	186	37.3	2	1.1	0.95		Convergence criterion (GCONV=1E-8) satisfied.	0.13	6.80	-0.001		Algorithm converged.	-0.021	0.020	0.95		Algorithm converged.	0.14	6.67	0.9580		1.05		Algorithm converged.	0.15	7.40
General disorders and administration site conditions	Influenza like illness	4-5	112	22.6	0	0.0	125	25.1	2	1.6		*	Quasi-complete separation of data points detected.				*	WARNING: The relative Hessian convergence criterion of 10.206215758 is greater than the limit of 0.0001. The convergence is questionable.			0.00		Algorithm converged.	0.00	NE	0.9999		>999.99		Algorithm converged.	0.00	NE
General disorders and administration site conditions	Infusion site extravasation	1-2	187	37.8	1	0.5	187	37.6	0	0.0		*	Quasi-complete separation of data points detected.				*	ERROR: The mean parameter is either invalid or at a limit of its range for some observations.			NE		Algorithm converged.	NE	NE	NE	0.4496	NE		Algorithm converged.	NE	NE
General disorders and administration site conditions	Infusion site extravasation	3	196	39.6	1	0.5	186	37.3	0	0.0		*	Quasi-complete separation of data points detected.				*	ERROR: The mean parameter is either invalid or at a limit of its range for some observations.			NE		Algorithm converged.	NE	NE	NE		NE		Algorithm converged.	NE	NE
General disorders and administration site conditions	Infusion site extravasation	4-5	112	22.6	1	0.9	125	25.1	1	0.8	1.12		Convergence criterion (GCONV=1E-8) satisfied.	0.07	18.07	0.001		Algorithm converged.	-0.022	0.024	1.12		Algorithm converged.	0.07	17.63	0.9378		0.90		Algorithm converged.	0.06	14.16
General disorders and administration site conditions	Infusion site induration	1-2	187	37.8	1	0.5	187	37.6	0	0.0		*	Quasi-complete separation of data points detected.				*	ERROR: The mean parameter is either invalid or at a limit of its range for some observations.			NE		Algorithm converged.	NE	NE	NE	NE	NE		Algorithm converged.	NE	NE
General disorders and administration site conditions	Infusion site induration	3	196	39.6	0	0.0	186	37.3	0	0.0	NE			NE	NE	NE		NE	NE	NE	NE		NE	NE	NE	NE		NE		NE	NE	NE
General disorders and administration site conditions	Infusion site induration	4-5	112	22.6	0	0.0	125	25.1	0	0.0	NE			NE	NE	NE		NE	NE	NE	NE		NE	NE	NE	NE		NE		NE	NE	NE
General disorders and administration site conditions	Infusion site pain	1-2	187	37.8	1	0.5	187	37.6	0	0.0		*	Quasi-complete separation of data points detected.				*	ERROR: The mean parameter is either invalid or at a limit of its range for some observations.			NE		Algorithm converged.	NE	NE	NE	NE	NE		Algorithm converged.	NE	NE
General disorders and administration site conditions	Infusion site pain	3	196	39.6	0	0.0	186	37.3	0	0.0	NE			NE	NE	NE		NE	NE	NE	NE		NE	NE	NE	NE		NE		NE	NE	NE
General disorders and administration site conditions	Infusion site pain	4-5	112	22.6	0	0.0	125	25.1	0	0.0	NE			NE	NE	NE		NE	NE	NE	NE		NE	NE	NE	NE		NE		NE	NE	NE
General disorders and administration site conditions	Injection site extravasation	1-2	187	37.8	0	0.0	187	37.6	0	0.0	NE			NE	NE	NE		NE	NE	NE	NE		NE	NE	NE	NE	NE	NE		NE	NE	NE
General disorders and administration site conditions	Injection site extravasation	3	196	39.6	0	0.0	186	37.3	0	0.0	NE			NE	NE	NE		NE	NE	NE	NE		NE	NE	NE	NE		NE		NE	NE	NE

General disorders and administration site conditions	Injection site extravasation	4-5	112	22.6	0	0.0	125	25.1	1	0.8		*	Quasi-complete separation of data points detected.				*	WARNING: The relative Hessian convergence criterion of 16.31611281 is greater than the limit of 0.0001. The convergence is questionable.			0.00		Algorithm converged.	0.00	NE	0.9999		>999.99		Algorithm converged.	0.00	NE
General disorders and administration site conditions	Injection site haemorrhage	1-2	187	37.8	0	0.0	187	37.6	0	0.0	NE			NE	NE	NE		NE	NE	NE	NE		NE	NE	NE	NE	NE	NE		NE	NE	NE
General disorders and administration site conditions	Injection site haemorrhage	3	196	39.6	1	0.5	186	37.3	0	0.0		*	Quasi-complete separation of data points detected.				*	ERROR: The mean parameter is either invalid or at a limit of its range for some observations.			NE		Algorithm converged.	NE	NE	NE		NE		Algorithm converged.	NE	NE
General disorders and administration site conditions	Injection site haemorrhage	4-5	112	22.6	0	0.0	125	25.1	0	0.0	NE			NE	NE	NE		NE	NE	NE	NE		NE	NE	NE	NE		NE		NE	NE	NE
General disorders and administration site conditions	Injection site pain	1-2	187	37.8	0	0.0	187	37.6	0	0.0	NE			NE	NE	NE		NE	NE	NE	NE		NE	NE	NE	NE	NE	NE		NE	NE	NE
General disorders and administration site conditions	Injection site pain	3	196	39.6	0	0.0	186	37.3	1	0.5		*	Quasi-complete separation of data points detected.				*	ERROR: Error in computing the link function, its derivatives, or the variance function.			0.00		Algorithm converged.	0.00	NE	1.0000		>999.99		Algorithm converged.	0.00	NE
General disorders and administration site conditions	Injection site pain	4-5	112	22.6	0	0.0	125	25.1	0	0.0	NE			NE	NE	NE		NE	NE	NE	NE		NE	NE	NE	NE		NE		NE	NE	NE
General disorders and administration site conditions	Injection site pruritus	1-2	187	37.8	0	0.0	187	37.6	0	0.0	NE			NE	NE	NE		NE	NE	NE	NE		NE	NE	NE	NE	NE	NE		NE	NE	NE
General disorders and administration site conditions	Injection site pruritus	3	196	39.6	0	0.0	186	37.3	0	0.0	NE			NE	NE	NE		NE	NE	NE	NE		NE	NE	NE	NE		NE		NE	NE	NE
General disorders and administration site conditions	Injection site pruritus	4-5	112	22.6	0	0.0	125	25.1	1	0.8		*	Quasi-complete separation of data points detected.				*	WARNING: The relative Hessian convergence criterion of 16.316112867 is greater than the limit of 0.0001. The convergence is questionable.			0.00		Algorithm converged.	0.00	NE	0.9999		>999.99		Algorithm converged.	0.00	NE
General disorders and administration site conditions	Injection site reaction	1-2	187	37.8	1	0.5	187	37.6	1	0.5	1.00		Convergence criterion (GCONV=1E-8) satisfied.	0.06	16.11	0.000		Algorithm converged.	-0.015	0.015	1.00		Algorithm converged.	0.06	15.87	1.0000	0.4265	1.00		Algorithm converged.	0.06	15.87
General disorders and administration site conditions	Injection site reaction	3	196	39.6	0	0.0	186	37.3	1	0.5		*	Quasi-complete separation of data points detected.				*	ERROR: Error in computing the link function, its derivatives, or the variance function.			0.00		Algorithm converged.	0.00	NE	1.0000		>999.99		Algorithm converged.	0.00	NE
General disorders and administration site conditions	Injection site reaction	4-5	112	22.6	0	0.0	125	25.1	1	0.8		*	Quasi-complete separation of data points detected.				*	WARNING: The relative Hessian convergence criterion of 16.316112867 is greater than the limit of 0.0001. The convergence is questionable.			0.00		Algorithm converged.	0.00	NE	0.9999		>999.99		Algorithm converged.	0.00	NE
General disorders and administration site conditions	Localised oedema	1-2	187	37.8	0	0.0	187	37.6	2	1.1		*	Quasi-complete separation of data points detected.				*	ERROR: Error in computing the link function, its derivatives, or the variance function.			0.00		Algorithm converged.	0.00	NE	0.9999	0.0601	>999.99		Algorithm converged.	0.00	NE
General disorders and administration site conditions	Localised oedema	3	196	39.6	1	0.5	186	37.3	0	0.0		*	Quasi-complete separation of data points detected.				*	ERROR: The mean parameter is either invalid or at a limit of its range for some observations.			NE		Algorithm converged.	NE	NE	NE		NE		Algorithm converged.	NE	NE
General disorders and administration site conditions	Localised oedema	4-5	112	22.6	1	0.9	125	25.1	0	0.0		*	Quasi-complete separation of data points detected.				*	WARNING: The relative Hessian convergence criterion of 18.712481801 is greater than the limit of 0.0001. The convergence is questionable.			NE		Algorithm converged.	NE	NE	NE		NE		Algorithm converged.	NE	NE
General disorders and administration site conditions	Malaise	1-2	187	37.8	4	2.1	187	37.6	11	5.9	0.35		Convergence criterion (GCONV=1E-8) satisfied.	0.11	1.12	-0.037		Algorithm converged.	-0.077	0.002	0.36		Algorithm converged.	0.12	1.12	0.0783	0.0420	2.75		Algorithm converged.	0.89	8.48
General disorders and administration site conditions	Malaise	3	196	39.6	12	6.1	186	37.3	10	5.4	1.15		Convergence criterion (GCONV=1E-8) satisfied.	0.48	2.72	0.007		Algorithm converged.	-0.039	0.054	1.14		Algorithm converged.	0.50	2.57	0.7546		0.88		Algorithm converged.	0.39	1.98
General disorders and administration site conditions	Malaise	4-5	112	22.6	9	8.0	125	25.1	4	3.2	2.64		Convergence criterion (GCONV=1E-8) satisfied.	0.79	8.83	0.048		Algorithm converged.	-0.011	0.107	2.51		Algorithm converged.	0.80	7.93	0.1165		0.40		Algorithm converged.	0.13	1.26
General disorders and administration site conditions	Mucosal inflammation	1-2	187	37.8	7	3.7	187	37.6	7	3.7	1.00		Convergence criterion (GCONV=1E-8) satisfied.	0.34	2.91	0.000		Algorithm converged.	-0.038	0.038	1.00		Algorithm converged.	0.36	2.80	1.0000	0.2871	1.00		Algorithm converged.	0.36	2.80
General disorders and administration site conditions	Mucosal inflammation	3	196	39.6	3	1.5	186	37.3	10	5.4	0.27		Convergence criterion (GCONV=1E-8) satisfied.	0.07	1.01	-0.038		Algorithm converged.	-0.075	-0.002	0.28		Algorithm converged.	0.08	1.02	0.0534		3.51		Algorithm converged.	0.98	12.56
General disorders and administration site conditions	Mucosal inflammation	4-5	112	22.6	5	4.5	125	25.1	8	6.4	0.68		Convergence criterion (GCONV=1E-8) satisfied.	0.22	2.15	-0.019		Algorithm converged.	-0.077	0.038	0.70		Algorithm converged.	0.24	2.07	0.5164		1.43		Algorithm converged.	0.48	4.25
General disorders and administration site conditions	Multiple organ dysfunction syndrome	1-2	187	37.8	0	0.0	187	37.6	0	0.0	NE			NE	NE	NE		NE	NE	NE	NE		NE	NE	NE	NE	NE	NE		NE	NE	NE
General disorders and administration site conditions	Multiple organ dysfunction syndrome	3	196	39.6	0	0.0	186	37.3	0	0.0	NE			NE	NE	NE		NE	NE	NE	NE		NE	NE	NE	NE		NE		NE	NE	NE
General disorders and administration site conditions	Multiple organ dysfunction syndrome	4-5	112	22.6	0	0.0	125	25.1	1	0.8		*	Quasi-complete separation of data points detected.				*	WARNING: The relative Hessian convergence criterion of 16.316112867 is greater than the limit of 0.0001. The convergence is questionable.			0.00		Algorithm converged.	0.00	NE	0.9999		>999.99		Algorithm converged.	0.00	NE
General disorders and administration site conditions	Nodule	1-2	187	37.8	0	0.0	187	37.6	0	0.0	NE			NE	NE	NE		NE	NE	NE	NE		NE	NE	NE	NE	NE	NE		NE	NE	NE
General disorders and administration site conditions	Nodule	3	196	39.6	1	0.5	186	37.3	0	0.0		*	Quasi-complete separation of data points detected.				*	ERROR: The mean parameter is either invalid or at a limit of its range for some observations.			NE		Algorithm converged.	NE	NE	NE		NE		Algorithm converged.	NE	NE
General disorders and administration site conditions	Nodule	4-5	112	22.6	1	0.9	125	25.1	0	0.0		*	Quasi-complete separation of data points detected.				*	ERROR: Error in computing the link function, its derivatives, or the variance function.			NE		Algorithm converged.	NE	NE	NE		NE		Algorithm converged.	NE	NE
General disorders and administration site conditions	Non-cardiac chest pain	1-2	187	37.8	1	0.5	187	37.6	5	2.7	0.20		Convergence criterion (GCONV=1E-8) satisfied.	0.02	1.69	-0.021		Algorithm converged.	-0.047	0.004	0.20		Algorithm converged.	0.02	1.70	0.1400	0.1827	5.00		Algorithm converged.	0.59	42.39
General disorders and administration site conditions	Non-cardiac chest pain	3	196	39.6	3	1.5	186	37.3	4	2.2	0.71		Convergence criterion (GCONV=1E-8) satisfied.	0.16	3.20	-0.006		Algorithm converged.	-0.033	0.021	0.71		Algorithm converged.	0.16	3.14	0.6532		1.41		Algorithm converged.	0.32	6.19
General disorders and administration site conditions	Non-cardiac chest pain	4-5	112	22.6	1	0.9	125	25.1	0	0.0		*	Quasi-complete separation of data points detected.				*	WARNING: The relative Hessian convergence criterion of 18.712481934 is greater than the limit of 0.0001. The convergence is questionable.			NE		Algorithm converged.	NE	NE	NE		NE		Algorithm converged.	NE	NE
General disorders and administration site conditions	Oedema	1-2	187	37.8	2	1.1	187	37.6	0	0.0		*	Quasi-complete separation of data points detected.				*	WARNING: Negative of Hessian not positive definite.			NE		Algorithm converged.	NE	NE	NE	0.2108	NE		Algorithm converged.	NE	NE
General disorders and administration site conditions	Oedema	3	196	39.6	5	2.6	186	37.3	4	2.2	1.19		Convergence criterion (GCONV=1E-8) satisfied.	0.31	4.51	0.004		Algorithm converged.	-0.026	0.034	1.19		Algorithm converged.	0.32	4.35	0.7967		0.84		Algorithm converged.	0.23	3.09
General disorders and administration site conditions	Oedema	4-5	112	22.6	1	0.9	125	25.1	0	0.0		*	Quasi-complete separation of data points detected.				*	WARNING: The relative Hessian convergence criterion of 18.712481934 is greater than the limit of 0.0001. The convergence is questionable.			NE		Algorithm converged.	NE	NE	NE		NE		Algorithm converged.	NE	NE
General disorders and administration site conditions	Oedema peripheral	1-2	187	37.8	12	6.4	187	37.6	14	7.5	0.85		Convergence criterion (GCONV=1E-8) satisfied.	0.38	1.88	-0.011		Algorithm converged.	-0.062	0.041	0.86		Algorithm converged.	0.41	1.80	0.6846	0.1460	1.17		Algorithm converged.	0.55	2.45
General disorders and administration site conditions	Oedema peripheral	3	196	39.6	20	10.2	186	37.3	11	5.9	1.81		Convergence criterion (GCONV=1E-8) satisfied.	0.84	3.88	0.043		Algorithm converged.	-0.011	0.097	1.73		Algorithm converged.	0.85	3.50	0.1310		0.58		Algorithm converged.	0.29	1.18
General disorders and administration site conditions	Oedema peripheral	4-5	112	22.6	10	8.9	125	25.1	17	13.6	0.62		Convergence criterion (GCONV=1E-8) satisfied.	0.27	1.42	-0.047		Algorithm converged.	-0.127	0.033	0.66		Algorithm converged.	0.31	1.37	0.2639		1.52		Algorithm converged.	0.73	3.19
General disorders and administration site conditions	Pain	1-2	187	37.8	2	1.1	187	37.6	2	1.1	1.00		Convergence criterion (GCONV=1E-8) satisfied.	0.14	7.17	0.000		Algorithm converged.	-0.021	0.021	1.00		Algorithm converged.	0.14	7.02	1.0000	0.1249	1.00		Algorithm converged.	0.14	7.02
General disorders and administration site conditions	Pain	3	196	39.6	5	2.6	186	37.3	10	5.4	0.46		Convergence criterion (GCONV=1E-8) satisfied.	0.15	1.37	-0.028		Algorithm converged.	-0.067	0.011	0.47		Algorithm converged.	0.17	1.36	0.1659		2.11		Algorithm converged.	0.73	6.05
General disorders and administration site conditions	Pain	4-5	112	22.6	4	3.6	125	25.1	1	0.8	4.59		Convergence criterion (GCONV=1E-8) satisfied.	0.51	41.72	0.028		Algorithm converged.	-0.010	0.065	4.46		Algorithm converged.	0.51	39.35	0.1779		0.22		Algorithm converged.	0.03	1.97
General disorders and administration site conditions	Peripheral swelling	1-2	187	37.8	5	2.7	187	37.6	2	1.1	2.54		Convergence criterion (GCONV=1E-8) satisfied.	0.49	13.27	0.016		Algorithm converged.	-0.011	0.043	2.50		Algorithm converged.	0.49	12.72	0.2697	0.1863	0.40		Algorithm converged.	0.08	2.04
General disorders and administration site conditions	Peripheral swelling	3	196	39.6	1	0.5	186	37.3	2	1.1	0.47		Convergence criterion (GCONV=1E-8) satisfied.	0.04	5.25	-0.006		Algorithm converged.	-0.024	0.012	0.47		Algorithm converged.	0.04	5.19	0.5413		2.11		Algorithm converged.	0.19	23.05
General disorders and administration site conditions	Peripheral swelling	4-5	112	22.6	2	1.8	125	25.1	0	0.0		*	Quasi-complete separation of data points detected.				*	ERROR: The mean parameter is either invalid or at a limit of its range for some observations.			NE		Algorithm converged.	NE	NE	NE		NE		Algorithm converged.	NE	NE
General disorders and administration site conditions	Physical deconditioning	1-2	187	37.8	0	0.0	187	37.6	0	0.0	NE			NE	NE	NE		NE	NE	NE	NE		NE	NE	NE	NE	NE	NE		NE	NE	NE
General disorders and administration site conditions	Physical deconditioning	3	196	39.6	0	0.0	186	37.3	0	0.0	NE			NE	NE	NE		NE	NE	NE	NE		NE	NE	NE	NE		NE		NE	NE	NE
General disorders and administration site conditions	Physical deconditioning	4-5	112	22.6	0	0.0	125	25.1	1	0.8		*	Quasi-complete separation of data points detected.				*	WARNING: The relative Hessian convergence criterion of 16.316112867 is greater than the limit of 0.0001. The convergence is questionable.			0.00		Algorithm converged.	0.00	NE	0.9999		>999.99		Algorithm converged.	0.00	NE
General disorders and administration site conditions	Pyrexia	1-2	187	37.8	33	17.6	187	37.6	20	10.7	1.79		Convergence criterion (GCONV=1E-8) satisfied.	0.98	3.25	0.070		Algorithm converged.	-0.001	0.140	1.65		Algorithm converged.	0.98	2.77	0.0577	0.1626	0.61		Algorithm converged.	0.36	1.02
General disorders and administration site conditions	Pyrexia	3	196	39.6	29	14.8	186	37.3	32	17.2	0.84		Convergence criterion (GCONV=1E-8) satisfied.	0.48	1.45	-0.024		Algorithm converged.	-0.098	0.049	0.86		Algorithm converged.	0.54	1.36	0.5212		1.16		Algorithm converged.	0.73	1.84
General disorders and administration site conditions	Pyrexia	4-5	112	22.6	17	15.2	125	25.1	19	15.2	1.00		Convergence criterion (GCONV=1E-8) satisfied.	0.49	2.03	0.000		Algorithm converged.	-0.092	0.091	1.00		Algorithm converged.	0.55	1.82	0.9963		1.00		Algorithm converged.	0.55	1.83
General disorders and administration site conditions	Scar inflammation	1-2	187	37.8	0	0.0	187	37.6	0	0.0	NE			NE	NE	NE		NE	NE	NE	NE		NE	NE	NE	NE	NE	NE		NE	NE	NE
General disorders and administration site conditions	Scar inflammation	3	196	39.6	0	0.0	186	37.3	0	0.0	NE			NE	NE	NE		NE	NE	NE	NE		NE	NE	NE	NE		NE		NE	NE	NE
General disorders and administration site conditions	Scar inflammation	4-5	112	22.6	0	0.0	125	25.1	1	0.8		*	Quasi-complete separation of data points detected.				*	WARNING: The relative Hessian convergence criterion of 16.316112867 is greater than the limit of 0.0001. The convergence is questionable.			0.00		Algorithm converged.	0.00	NE	0.9999		>999.99		Algorithm converged.	0.00	NE
General disorders and administration site conditions	Secretion discharge	1-2	187	37.8	1	0.5	187	37.6	0	0.0		*	Quasi-complete separation of data points detected.				*	ERROR: The mean parameter is either invalid or at a limit of its range for some observations.			NE		Algorithm converged.	NE	NE	NE	NE	NE		Algorithm converged.	NE	NE
General disorders and administration site conditions	Secretion discharge	3	196	39.6	0	0.0	186	37.3	0	0.0	NE			NE	NE	NE		NE	NE	NE	NE		NE	NE	NE	NE		NE		NE	NE	NE
General disorders and administration site conditions	Secretion discharge	4-5	112	22.6	0	0.0	125	25.1	0	0.0	NE			NE	NE	NE		NE	NE	NE	NE		NE	NE	NE	NE		NE		NE	NE	NE
General disorders and administration site conditions	Sensation of foreign body	1-2	187	37.8	0	0.0	187	37.6	0	0.0	NE			NE	NE	NE		NE	NE	NE	NE		NE	NE	NE	NE	NE	NE		NE	NE	NE
General disorders and administration site conditions	Sensation of foreign body	3	196	39.6	0	0.0	186	37.3	0	0.0	NE			NE	NE	NE		NE	NE	NE	NE		NE	NE	NE	NE		NE		NE	NE	NE
General disorders and administration site conditions	Sensation of foreign body	4-5	112	22.6	1	0.9	125	25.1	0	0.0		*	Quasi-complete separation of data points detected.				*	WARNING: The relative Hessian convergence criterion of 18.712481867 is greater than the limit of 0.0001. The convergence is questionable.			NE		Algorithm converged.	NE	NE	NE		NE		Algorithm converged.	NE	NE
General disorders and administration site conditions	Swelling	1-2	187	37.8	0	0.0	187	37.6	2	1.1		*	Quasi-complete separation of data points detected.				*	ERROR: Error in computing the link function, its derivatives, or the variance function.			0.00		Algorithm converged.	0.00	NE	0.9999	0.0951	>999.99		Algorithm converged.	0.00	NE
General disorders and administration site conditions	Swelling	3	196	39.6	0	0.0	186	37.3	1	0.5		*	Quasi-complete separation of data points detected.				*	ERROR: Error in computing the link function, its derivatives, or the variance function.			0.00		Algorithm converged.	0.00	NE	1.0000		>999.99		Algorithm converged.	0.00	NE
General disorders and administration site conditions	Swelling	4-5	112	22.6	1	0.9	125	25.1	0	0.0		*	Quasi-complete separation of data points detected.				*	WARNING: The relative Hessian convergence criterion of 18.712481934 is greater than the limit of 0.0001. The convergence is questionable.			NE		Algorithm converged.	NE	NE	NE		NE		Algorithm converged.	NE	NE
General disorders and administration site conditions	Swelling face	1-2	187	37.8	0	0.0	187	37.6	1	0.5		*	Quasi-complete separation of data points detected.				*	ERROR: Error in computing the link function, its derivatives, or the variance function.			0.00		Algorithm converged.	0.00	NE	0.9999	0.6022	>999.99		Algorithm converged.	0.00	NE
General disorders and administration site conditions	Swelling face	3	196	39.6	1	0.5	186	37.3	1	0.5	0.95		Convergence criterion (GCONV=1E-8) satisfied.	0.06	15.28	0.000		Algorithm converged.	-0.015	0.014	0.95		Algorithm converged.	0.06	15.06	0.9704		1.05		Algorithm converged.	0.07	16.72
General disorders and administration site conditions	Swelling face	4-5	112	22.6	0	0.0	125	25.1	0	0.0	NE			NE	NE	NE		NE	NE	NE	NE		NE	NE	NE	NE		NE		NE	NE	NE
General disorders and administration site conditions	Ulcer	1-2	187	37.8	0	0.0	187	37.6	0	0.0	NE			NE	NE	NE		NE	NE	NE	NE		NE	NE	NE	NE	NE	NE		NE	NE	NE
General disorders and administration site conditions	Ulcer	3	196	39.6	1	0.5	186	37.3	0	0.0		*	Quasi-complete separation of data points detected.				*	ERROR: The mean parameter is either invalid or at a limit of its range for some observations.			NE		Algorithm converged.	NE	NE	NE		NE		Algorithm converged.	NE	NE
General disorders and administration site conditions	Ulcer	4-5	112	22.6	0	0.0	125	25.1	0	0.0	NE			NE	NE	NE		NE	NE	NE	NE		NE	NE	NE	NE		NE		NE	NE	NE
General disorders and administration site conditions	Unevaluable event	1-2	187	37.8	1	0.5	187	37.6	0	0.0		*	Quasi-complete separation of data points detected.				*	WARNING: Negative of Hessian not positive definite.			NE		Algorithm converged.	NE	NE	NE	NE	NE		Algorithm converged.	NE	NE
General disorders and administration site conditions	Unevaluable event	3	196	39.6	0	0.0	186	37.3	0	0.0	NE			NE	NE	NE		NE	NE	NE	NE		NE	NE	NE	NE		NE		NE	NE	NE

General disorders and administration site conditions	Unevaluable event	4-5	112	22.6	1	0.9	125	25.1	0	0.0		*	Quasi-complete separation of data points detected.				*	WARNING: The relative Hessian convergence criterion of 18.712481867 is greater than the limit of 0.0001. The convergence is questionable.			NE		Algorithm converged.	NE	NE	NE		NE		Algorithm converged.	NE	NE
General disorders and administration site conditions	Vaccination site pain	1-2	187	37.8	0	0.0	187	37.6	0	0.0	NE			NE	NE	NE		NE	NE	NE	NE		NE	NE	NE	NE	NE	NE		NE	NE	NE
General disorders and administration site conditions	Vaccination site pain	3	196	39.6	0	0.0	186	37.3	1	0.5		*	Quasi-complete separation of data points detected.				*	ERROR: Error in computing the link function, its derivatives, or the variance function.			0.00		Algorithm converged.	0.00	NE	1.0000		>999.99		Algorithm converged.	0.00	NE
General disorders and administration site conditions	Vaccination site pain	4-5	112	22.6	0	0.0	125	25.1	0	0.0	NE			NE	NE	NE		NE	NE	NE	NE		NE	NE	NE	NE		NE		NE	NE	NE
General disorders and administration site conditions	Vascular device occlusion	1-2	187	37.8	2	1.1	187	37.6	0	0.0		*	Quasi-complete separation of data points detected.				*	WARNING: Negative of Hessian not positive definite.			NE		Algorithm converged.	NE	NE	NE	NE	NE		Algorithm converged.	NE	NE
General disorders and administration site conditions	Vascular device occlusion	3	196	39.6	0	0.0	186	37.3	0	0.0	NE			NE	NE	NE		NE	NE	NE	NE		NE	NE	NE	NE		NE		NE	NE	NE
General disorders and administration site conditions	Vascular device occlusion	4-5	112	22.6	0	0.0	125	25.1	0	0.0	NE			NE	NE	NE		NE	NE	NE	NE		NE	NE	NE	NE		NE		NE	NE	NE
General disorders and administration site conditions	Vascular stent thrombosis	1-2	187	37.8	0	0.0	187	37.6	1	0.5		*	Quasi-complete separation of data points detected.				*	ERROR: Error in computing the link function, its derivatives, or the variance function.			0.00		Algorithm converged.	0.00	NE	0.9999	NE	>999.99		Algorithm converged.	0.00	NE
General disorders and administration site conditions	Vascular stent thrombosis	3	196	39.6	0	0.0	186	37.3	0	0.0	NE			NE	NE	NE		NE	NE	NE	NE		NE	NE	NE	NE		NE		NE	NE	NE
General disorders and administration site conditions	Vascular stent thrombosis	4-5	112	22.6	0	0.0	125	25.1	0	0.0	NE			NE	NE	NE		NE	NE	NE	NE		NE	NE	NE	NE		NE		NE	NE	NE
General disorders and administration site conditions	Xerosis	1-2	187	37.8	0	0.0	187	37.6	0	0.0	NE			NE	NE	NE		NE	NE	NE	NE		NE	NE	NE	NE	0.6235	NE		NE	NE	NE
General disorders and administration site conditions	Xerosis	3	196	39.6	1	0.5	186	37.3	1	0.5	0.95		Convergence criterion (GCONV=1E-8) satisfied.	0.06	15.28	0.000		Algorithm converged.	-0.015	0.014	0.95		Algorithm converged.	0.06	15.06	0.9704		1.05		Algorithm converged.	0.07	16.72
General disorders and administration site conditions	Xerosis	4-5	112	22.6	0	0.0	125	25.1	1	0.8		*	Quasi-complete separation of data points detected.				*	WARNING: The relative Hessian convergence criterion of 16.316112867 is greater than the limit of 0.0001. The convergence is questionable.			0.00		Algorithm converged.	0.00	NE	0.9999		>999.99		Algorithm converged.	0.00	NE
Hepatobiliary disorders		1-2	187	37.8	5	2.7	187	37.6	1	0.5	5.11		Convergence criterion (GCONV=1E-8) satisfied.	0.59	44.16	0.021		Algorithm converged.	-0.004	0.047	5.00		Algorithm converged.	0.59	42.39	0.1400	0.2271	0.20		Algorithm converged.	0.02	1.70
Hepatobiliary disorders		3	196	39.6	8	4.1	186	37.3	4	2.2	1.94		Convergence criterion (GCONV=1E-8) satisfied.	0.57	6.54	0.019		Algorithm converged.	-0.015	0.054	1.90		Algorithm converged.	0.58	6.20	0.2885		0.53		Algorithm converged.	0.16	1.72
Hepatobiliary disorders		4-5	112	22.6	4	3.6	125	25.1	6	4.8	0.73		Convergence criterion (GCONV=1E-8) satisfied.	0.20	2.67	-0.012		Algorithm converged.	-0.063	0.039	0.74		Algorithm converged.	0.22	2.57	0.6401		1.34		Algorithm converged.	0.39	4.64
Hepatobiliary disorders	Bile duct stenosis	1-2	187	37.8	0	0.0	187	37.6	0	0.0	NE			NE	NE	NE		NE	NE	NE	NE		NE	NE	NE	NE	NE	NE		NE	NE	NE
Hepatobiliary disorders	Bile duct stenosis	3	196	39.6	0	0.0	186	37.3	0	0.0	NE			NE	NE	NE		NE	NE	NE	NE		NE	NE	NE	NE		NE		NE	NE	NE
Hepatobiliary disorders	Bile duct stenosis	4-5	112	22.6	0	0.0	125	25.1	1	0.8		*	Quasi-complete separation of data points detected.				*	WARNING: The relative Hessian convergence criterion of 16.31611281 is greater than the limit of 0.0001. The convergence is questionable.			0.00		Algorithm converged.	0.00	NE	0.9999		>999.99		Algorithm converged.	0.00	NE
Hepatobiliary disorders	Bile duct stone	1-2	187	37.8	0	0.0	187	37.6	0	0.0	NE			NE	NE	NE		NE	NE	NE	NE		NE	NE	NE	NE	NE	NE		NE	NE	NE
Hepatobiliary disorders	Bile duct stone	3	196	39.6	1	0.5	186	37.3	0	0.0		*	Quasi-complete separation of data points detected.				*	ERROR: The mean parameter is either invalid or at a limit of its range for some observations.			NE		Algorithm converged.	NE	NE	NE		NE		Algorithm converged.	NE	NE
Hepatobiliary disorders	Bile duct stone	4-5	112	22.6	0	0.0	125	25.1	0	0.0	NE			NE	NE	NE		NE	NE	NE	NE		NE	NE	NE	NE		NE		NE	NE	NE
Hepatobiliary disorders	Biliary colic	1-2	187	37.8	0	0.0	187	37.6	0	0.0	NE			NE	NE	NE		NE	NE	NE	NE		NE	NE	NE	NE	NE	NE		NE	NE	NE
Hepatobiliary disorders	Biliary colic	3	196	39.6	0	0.0	186	37.3	1	0.5		*	Quasi-complete separation of data points detected.				*	ERROR: Error in computing the link function, its derivatives, or the variance function.			0.00		Algorithm converged.	0.00	NE	1.0000		>999.99		Algorithm converged.	0.00	NE
Hepatobiliary disorders	Biliary colic	4-5	112	22.6	0	0.0	125	25.1	0	0.0	NE			NE	NE	NE		NE	NE	NE	NE		NE	NE	NE	NE		NE		NE	NE	NE
Hepatobiliary disorders	Biliary obstruction	1-2	187	37.8	0	0.0	187	37.6	0	0.0	NE			NE	NE	NE		NE	NE	NE	NE		NE	NE	NE	NE	NE	NE		NE	NE	NE
Hepatobiliary disorders	Biliary obstruction	3	196	39.6	0	0.0	186	37.3	0	0.0	NE			NE	NE	NE		NE	NE	NE	NE		NE	NE	NE	NE		NE		NE	NE	NE
Hepatobiliary disorders	Biliary obstruction	4-5	112	22.6	1	0.9	125	25.1	0	0.0		*	Quasi-complete separation of data points detected.				*	WARNING: The relative Hessian convergence criterion of 18.712481801 is greater than the limit of 0.0001. The convergence is questionable.			NE		Algorithm converged.	NE	NE	NE		NE		Algorithm converged.	NE	NE
Hepatobiliary disorders	Cholangitis	1-2	187	37.8	0	0.0	187	37.6	0	0.0	NE			NE	NE	NE		NE	NE	NE	NE		NE	NE	NE	NE	NE	NE		NE	NE	NE
Hepatobiliary disorders	Cholangitis	3	196	39.6	1	0.5	186	37.3	0	0.0		*	Quasi-complete separation of data points detected.				*	ERROR: The mean parameter is either invalid or at a limit of its range for some observations.			NE		Algorithm converged.	NE	NE	NE		NE		Algorithm converged.	NE	NE
Hepatobiliary disorders	Cholangitis	4-5	112	22.6	0	0.0	125	25.1	1	0.8		*	Quasi-complete separation of data points detected.				*	WARNING: The relative Hessian convergence criterion of 16.316112867 is greater than the limit of 0.0001. The convergence is questionable.			0.00		Algorithm converged.	0.00	NE	0.9999		>999.99		Algorithm converged.	0.00	NE
Hepatobiliary disorders	Cholecystitis	1-2	187	37.8	0	0.0	187	37.6	0	0.0	NE			NE	NE	NE		NE	NE	NE	NE		NE	NE	NE	NE	NE	NE		NE	NE	NE
Hepatobiliary disorders	Cholecystitis	3	196	39.6	0	0.0	186	37.3	0	0.0	NE			NE	NE	NE		NE	NE	NE	NE		NE	NE	NE	NE		NE		NE	NE	NE
Hepatobiliary disorders	Cholecystitis	4-5	112	22.6	0	0.0	125	25.1	1	0.8		*	Quasi-complete separation of data points detected.				*	WARNING: The relative Hessian convergence criterion of 16.316112867 is greater than the limit of 0.0001. The convergence is questionable.			0.00		Algorithm converged.	0.00	NE	0.9999		>999.99		Algorithm converged.	0.00	NE
Hepatobiliary disorders	Cholecystitis acute	1-2	187	37.8	0	0.0	187	37.6	0	0.0	NE			NE	NE	NE		NE	NE	NE	NE		NE	NE	NE	NE	NE	NE		NE	NE	NE
Hepatobiliary disorders	Cholecystitis acute	3	196	39.6	1	0.5	186	37.3	0	0.0		*	Quasi-complete separation of data points detected.				*	ERROR: The mean parameter is either invalid or at a limit of its range for some observations.			NE		Algorithm converged.	NE	NE	NE		NE		Algorithm converged.	NE	NE
Hepatobiliary disorders	Cholecystitis acute	4-5	112	22.6	0	0.0	125	25.1	0	0.0	NE			NE	NE	NE		NE	NE	NE	NE		NE	NE	NE	NE		NE		NE	NE	NE
Hepatobiliary disorders	Cholecystitis chronic	1-2	187	37.8	0	0.0	187	37.6	0	0.0	NE			NE	NE	NE		NE	NE	NE	NE		NE	NE	NE	NE	NE	NE		NE	NE	NE
Hepatobiliary disorders	Cholecystitis chronic	3	196	39.6	0	0.0	186	37.3	0	0.0	NE			NE	NE	NE		NE	NE	NE	NE		NE	NE	NE	NE		NE		NE	NE	NE
Hepatobiliary disorders	Cholecystitis chronic	4-5	112	22.6	0	0.0	125	25.1	1	0.8		*	Quasi-complete separation of data points detected.				*	WARNING: The relative Hessian convergence criterion of 16.316112867 is greater than the limit of 0.0001. The convergence is questionable.			0.00		Algorithm converged.	0.00	NE	0.9999		>999.99		Algorithm converged.	0.00	NE
Hepatobiliary disorders	Cholelithiasis	1-2	187	37.8	1	0.5	187	37.6	0	0.0		*	Quasi-complete separation of data points detected.				*	WARNING: Negative of Hessian not positive definite.			NE		Algorithm converged.	NE	NE	NE	NE	NE		Algorithm converged.	NE	NE
Hepatobiliary disorders	Cholelithiasis	3	196	39.6	0	0.0	186	37.3	0	0.0	NE			NE	NE	NE		NE	NE	NE	NE		NE	NE	NE	NE		NE		NE	NE	NE
Hepatobiliary disorders	Cholelithiasis	4-5	112	22.6	0	0.0	125	25.1	0	0.0	NE			NE	NE	NE		NE	NE	NE	NE		NE	NE	NE	NE		NE		NE	NE	NE
Hepatobiliary disorders	Cholestasis	1-2	187	37.8	0	0.0	187	37.6	0	0.0	NE			NE	NE	NE		NE	NE	NE	NE		NE	NE	NE	NE	NE	NE		NE	NE	NE
Hepatobiliary disorders	Cholestasis	3	196	39.6	2	1.0	186	37.3	0	0.0		*	Quasi-complete separation of data points detected.				*	ERROR: Error in computing the link function, its derivatives, or the variance function.			NE		Algorithm converged.	NE	NE	NE		NE		Algorithm converged.	NE	NE
Hepatobiliary disorders	Cholestasis	4-5	112	22.6	0	0.0	125	25.1	0	0.0	NE			NE	NE	NE		NE	NE	NE	NE		NE	NE	NE	NE		NE		NE	NE	NE
Hepatobiliary disorders	Hepatic cytolysis	1-2	187	37.8	2	1.1	187	37.6	0	0.0		*	Quasi-complete separation of data points detected.				*	WARNING: Negative of Hessian not positive definite.			NE		Algorithm converged.	NE	NE	NE	NE	NE		Algorithm converged.	NE	NE
Hepatobiliary disorders	Hepatic cytolysis	3	196	39.6	0	0.0	186	37.3	0	0.0	NE			NE	NE	NE		NE	NE	NE	NE		NE	NE	NE	NE		NE		NE	NE	NE
Hepatobiliary disorders	Hepatic cytolysis	4-5	112	22.6	0	0.0	125	25.1	0	0.0	NE			NE	NE	NE		NE	NE	NE	NE		NE	NE	NE	NE		NE		NE	NE	NE
Hepatobiliary disorders	Hepatic function abnormal	1-2	187	37.8	1	0.5	187	37.6	0	0.0		*	Quasi-complete separation of data points detected.				*	WARNING: Negative of Hessian not positive definite.			NE		Algorithm converged.	NE	NE	NE	0.2938	NE		Algorithm converged.	NE	NE
Hepatobiliary disorders	Hepatic function abnormal	3	196	39.6	3	1.5	186	37.3	0	0.0		*	Quasi-complete separation of data points detected.				*	WARNING: Negative of Hessian not positive definite.			NE		Algorithm converged.	NE	NE	NE		NE		Algorithm converged.	NE	NE
Hepatobiliary disorders	Hepatic function abnormal	4-5	112	22.6	1	0.9	125	25.1	1	0.8	1.12		Convergence criterion (GCONV=1E-8) satisfied.	0.07	18.07	0.001		Algorithm converged.	-0.022	0.024	1.12		Algorithm converged.	0.07	17.63	0.9378		0.90		Algorithm converged.	0.06	14.16
Hepatobiliary disorders	Hepatic pain	1-2	187	37.8	0	0.0	187	37.6	0	0.0	NE			NE	NE	NE		NE	NE	NE	NE		NE	NE	NE	NE	NE	NE		NE	NE	NE
Hepatobiliary disorders	Hepatic pain	3	196	39.6	1	0.5	186	37.3	0	0.0		*	Quasi-complete separation of data points detected.				*	ERROR: The mean parameter is either invalid or at a limit of its range for some observations.			NE		Algorithm converged.	NE	NE	NE		NE		Algorithm converged.	NE	NE
Hepatobiliary disorders	Hepatic pain	4-5	112	22.6	0	0.0	125	25.1	1	0.8		*	Quasi-complete separation of data points detected.				*	WARNING: The relative Hessian convergence criterion of 16.316112867 is greater than the limit of 0.0001. The convergence is questionable.			0.00		Algorithm converged.	0.00	NE	0.9999		>999.99		Algorithm converged.	0.00	NE
Hepatobiliary disorders	Hepatic steatosis	1-2	187	37.8	1	0.5	187	37.6	0	0.0		*	Quasi-complete separation of data points detected.				*	WARNING: Negative of Hessian not positive definite.			NE		Algorithm converged.	NE	NE	NE	NE	NE		Algorithm converged.	NE	NE
Hepatobiliary disorders	Hepatic steatosis	3	196	39.6	0	0.0	186	37.3	0	0.0	NE			NE	NE	NE		NE	NE	NE	NE		NE	NE	NE	NE		NE		NE	NE	NE
Hepatobiliary disorders	Hepatic steatosis	4-5	112	22.6	0	0.0	125	25.1	0	0.0	NE			NE	NE	NE		NE	NE	NE	NE		NE	NE	NE	NE		NE		NE	NE	NE
Hepatobiliary disorders	Hyperbilirubinaemia	1-2	187	37.8	0	0.0	187	37.6	0	0.0	NE			NE	NE	NE		NE	NE	NE	NE		NE	NE	NE	NE	0.3866	NE		NE	NE	NE
Hepatobiliary disorders	Hyperbilirubinaemia	3	196	39.6	1	0.5	186	37.3	1	0.5	0.95		Convergence criterion (GCONV=1E-8) satisfied.	0.06	15.28	0.000		Algorithm converged.	-0.015	0.014	0.95		Algorithm converged.	0.06	15.06	0.9704		1.05		Algorithm converged.	0.07	16.72
Hepatobiliary disorders	Hyperbilirubinaemia	4-5	112	22.6	2	1.8	125	25.1	0	0.0		*	Quasi-complete separation of data points detected.				*	ERROR: The mean parameter is either invalid or at a limit of its range for some observations.			NE		Algorithm converged.	NE	NE	NE		NE		Algorithm converged.	NE	NE
Hepatobiliary disorders	Hypertransaminasaemia	1-2	187	37.8	0	0.0	187	37.6	1	0.5		*	Quasi-complete separation of data points detected.				*	ERROR: Error in computing the link function, its derivatives, or the variance function.			0.00		Algorithm converged.	0.00	NE	0.9999	NE	>999.99		Algorithm converged.	0.00	NE
Hepatobiliary disorders	Hypertransaminasaemia	3	196	39.6	0	0.0	186	37.3	1	0.5		*	Quasi-complete separation of data points detected.				*	ERROR: Error in computing the link function, its derivatives, or the variance function.			0.00		Algorithm converged.	0.00	NE	1.0000		>999.99		Algorithm converged.	0.00	NE
Hepatobiliary disorders	Hypertransaminasaemia	4-5	112	22.6	0	0.0	125	25.1	0	0.0	NE			NE	NE	NE		NE	NE	NE	NE		NE	NE	NE	NE		NE		NE	NE	NE
Hepatobiliary disorders	Liver injury	1-2	187	37.8	0	0.0	187	37.6	0	0.0	NE			NE	NE	NE		NE	NE	NE	NE		NE	NE	NE	NE	NE	NE		NE	NE	NE
Hepatobiliary disorders	Liver injury	3	196	39.6	0	0.0	186	37.3	1	0.5		*	Quasi-complete separation of data points detected.				*	ERROR: Error in computing the link function, its derivatives, or the variance function.			0.00		Algorithm converged.	0.00	NE	1.0000		>999.99		Algorithm converged.	0.00	NE
Hepatobiliary disorders	Liver injury	4-5	112	22.6	0	0.0	125	25.1	0	0.0	NE			NE	NE	NE		NE	NE	NE	NE		NE	NE	NE	NE		NE		NE	NE	NE
Immune system disorders		1-2	187	37.8	8	4.3	187	37.6	5	2.7	1.63		Convergence criterion (GCONV=1E-8) satisfied.	0.52	5.07	0.016		Algorithm converged.	-0.021	0.053	1.60		Algorithm converged.	0.53	4.80	0.4018	0.3589	0.63		Algorithm converged.	0.21	1.88
Immune system disorders		3	196	39.6	1	0.5	186	37.3	2	1.1	0.47		Convergence criterion (GCONV=1E-8) satisfied.	0.04	5.25	-0.006		Algorithm converged.	-0.024	0.012	0.47		Algorithm converged.	0.04	5.19	0.5413		2.11		Algorithm converged.	0.19	23.05
Immune system disorders		4-5	112	22.6	4	3.6	125	25.1	8	6.4	0.54		Convergence criterion (GCONV=1E-8) satisfied.	0.16	1.85	-0.028		Algorithm converged.	-0.083	0.027	0.56		Algorithm converged.	0.17	1.80	0.3296		1.79		Algorithm converged.	0.55	5.79
Immune system disorders	Contrast media allergy	1-2	187	37.8	1	0.5	187	37.6	1	0.5	1.00		Convergence criterion (GCONV=1E-8) satisfied.	0.06	16.11	0.000		Algorithm converged.	-0.015	0.015	1.00		Algorithm converged.	0.06	15.87	1.0000	NE	1.00		Algorithm converged.	0.06	15.87
Immune system disorders	Contrast media allergy	3	196	39.6	0	0.0	186	37.3	0	0.0	NE			NE	NE	NE		NE	NE	NE	NE		NE	NE	NE	NE		NE		NE	NE	NE
Immune system disorders	Contrast media allergy	4-5	112	22.6	0	0.0	125	25.1	2	1.6		*	Quasi-complete separation of data points detected.				*	WARNING: The relative Hessian convergence criterion of 10.206215758 is greater than the limit of 0.0001. The convergence is questionable.			0.00		Algorithm converged.	0.00	NE	0.9999		>999.99		Algorithm converged.	0.00	NE
Immune system disorders	Drug hypersensitivity	1-2	187	37.8	0	0.0	187	37.6	1	0.5		*	Quasi-complete separation of data points detected.				*	ERROR: Error in computing the link function, its derivatives, or the variance function.			0.00		Algorithm converged.	0.00	NE	0.9999	NE	>999.99		Algorithm converged.	0.00	NE
Immune system disorders	Drug hypersensitivity	3	196	39.6	0	0.0	186	37.3	0	0.0	NE			NE	NE	NE		NE	NE	NE	NE		NE	NE	NE	NE		NE		NE	NE	NE
Immune system disorders	Drug hypersensitivity	4-5	112	22.6	1	0.9	125	25.1	0	0.0		*	Quasi-complete separation of data points detected.				*	WARNING: The relative Hessian convergence criterion of 18.712481867 is greater than the limit of 0.0001. The convergence is questionable.			NE		Algorithm converged.	NE	NE	NE		NE		Algorithm converged.	NE	NE
Immune system disorders	Food allergy	1-2	187	37.8	0	0.0	187	37.6	0	0.0	NE			NE	NE	NE		NE	NE	NE	NE		NE	NE	NE	NE	NE	NE		NE	NE	NE
Immune system disorders	Food allergy	3	196	39.6	0	0.0	186	37.3	0	0.0	NE			NE	NE	NE		NE	NE	NE	NE		NE	NE	NE	NE		NE		NE	NE	NE
Immune system disorders	Food allergy	4-5	112	22.6	1	0.9	125	25.1	0	0.0		*	Quasi-complete separation of data points detected.				*	WARNING: The relative Hessian convergence criterion of 18.712481801 is greater than the limit of 0.0001. The convergence is questionable.			NE		Algorithm converged.	NE	NE	NE		NE		Algorithm converged.	NE	NE
Immune system disorders	Haemophagocytic lymphohistiocytosis	1-2	187	37.8	0	0.0	187	37.6	0	0.0	NE			NE	NE	NE		NE	NE	NE	NE		NE	NE	NE	NE	NE	NE		NE	NE	NE
Immune system disorders	Haemophagocytic lymphohistiocytosis	3	196	39.6	0	0.0	186	37.3	0	0.0	NE			NE	NE	NE		NE	NE	NE	NE		NE	NE	NE	NE		NE		NE	NE	NE
Immune system disorders	Haemophagocytic lymphohistiocytosis	4-5	112	22.6	0	0.0	125	25.1	1	0.8		*	Quasi-complete separation of data points detected.				*	WARNING: The relative Hessian convergence criterion of 16.316112867 is greater than the limit of 0.0001. The convergence is questionable.			0.00		Algorithm converged.	0.00	NE	0.9999		>999.99		Algorithm converged.	0.00	NE
Immune system disorders	Hypersensitivity	1-2	187	37.8	2	1.1	187	37.6	1	0.5	2.01		Convergence criterion (GCONV=1E-8) satisfied.	0.18	22.37	0.005		Algorithm converged.	-0.013	0.023	2.00		Algorithm converged.	0.18	21.87	0.5700	0.7482	0.50		Algorithm converged.	0.05	5.47
Immune system disorders	Hypersensitivity	3	196	39.6	0	0.0	186	37.3	0	0.0	NE			NE	NE	NE		NE	NE	NE	NE		NE	NE	NE	NE		NE		NE	NE	NE
Immune system disorders	Hypersensitivity	4-5	112	22.6	1	0.9	125	25.1	2	1.6	0.55		Convergence criterion (GCONV=1E-8) satisfied.	0.05	6.19	-0.007		Algorithm converged.	-0.035	0.021	0.56		Algorithm converged.	0.05	6.07	0.6319		1.79		Algorithm converged.	0.16	19.50
Immune system disorders	Hypogammaglobulinaemia	1-2	187	37.8	3	1.6	187	37.6	0	0.0		*	Quasi-complete separation of data points detected.				*	ERROR: Error in computing the link function, its derivatives, or the variance function.			NE		Algorithm converged.	NE	NE	NE	0.1451	NE		Algorithm converged.	NE	NE
Immune system disorders	Hypogammaglobulinaemia	3	196	39.6	1	0.5	186	37.3	1	0.5	0.95		Convergence criterion (GCONV=1E-8) satisfied.	0.06	15.28	0.000		Algorithm converged.	-0.015	0.014	0.95		Algorithm converged.	0.06	15.06	0.9704		1.05		Algorithm converged.	0.07	16.72
Immune system disorders	Hypogammaglobulinaemia	4-5	112	22.6	1	0.9	125	25.1	2	1.6	0.55		Convergence criterion (GCONV=1E-8) satisfied.	0.05	6.19	-0.007		Algorithm converged.	-0.035	0.021	0.56		Algorithm converged.	0.05	6.07	0.6319		1.79		Algorithm converged.	0.16	19.50
Immune system disorders	Sarcoidosis	1-2	187	37.8	0	0.0	187	37.6	1	0.5		*	Quasi-complete separation of data points detected.				*	ERROR: Error in computing the link function, its derivatives, or the variance function.			0.00		Algorithm converged.	0.00	NE	0.9999	NE	>999.99		Algorithm converged.	0.00	NE
Immune system disorders	Sarcoidosis	3	196	39.6	0	0.0	186	37.3	0	0.0	NE			NE	NE	NE		NE	NE	NE	NE		NE	NE	NE	NE		NE		NE	NE	NE
Immune system disorders	Sarcoidosis	4-5	112	22.6	0	0.0	125	25.1	0	0.0	NE			NE	NE	NE		NE	NE	NE	NE		NE	NE	NE	NE		NE		NE	NE	NE
Immune system disorders	Seasonal allergy	1-2	187	37.8	2	1.1	187	37.6	2	1.1	1.00		Convergence criterion (GCONV=1E-8) satisfied.	0.14	7.17	0.000		Algorithm converged.	-0.021	0.021	1.00		Algorithm converged.	0.14	7.02	1.0000	0.3560	1.00		Algorithm converged.	0.14	7.02
Immune system disorders	Seasonal allergy	3	196	39.6	0	0.0	186	37.3	1	0.5		*	Quasi-complete separation of data points detected.				*	ERROR: Error in computing the link function, its derivatives, or the variance function.			0.00		Algorithm converged.	0.00	NE	1.0000		>999.99		Algorithm converged.	0.00	NE
Immune system disorders	Seasonal allergy	4-5	112	22.6	0	0.0	125	25.1	1	0.8		*	Quasi-complete separation of data points detected.				*	WARNING: The relative Hessian convergence criterion of 16.316112867 is greater than the limit of 0.0001. The convergence is questionable.			0.00		Algorithm converged.	0.00	NE	0.9999		>999.99		Algorithm converged.	0.00	NE
Infections and infestations		1-2	187	37.8	88	47.1	187	37.6	79	42.2	1.22		Convergence criterion (GCONV=1E-8) satisfied.	0.81	1.83	0.048		Algorithm converged.	-0.053	0.149	1.11		Algorithm converged.	0.89	1.40	0.3500	0.0753	0.90		Algorithm converged.	0.72	1.13
Infections and infestations		3	196	39.6	87	44.4	186	37.3	89	47.8	0.87		Convergence criterion (GCONV=1E-8) satisfied.	0.58	1.30	-0.035		Algorithm converged.	-0.135	0.065	0.93		Algorithm converged.	0.75	1.15	0.4975		1.08		Algorithm converged.	0.87	1.34
Infections and infestations		4-5	112	22.6	62	55.4	125	25.1	50	40.0	1.86		Convergence criterion (GCONV=1E-8) satisfied.	1.11	3.12	0.154		Algorithm converged.	0.028	0.279	1.38		Algorithm converged.	1.05	1.82	0.0190		0.72		Algorithm converged.	0.55	0.95
Infections and infestations	Abdominal abscess	1-2	187	37.8	0	0.0	187	37.6	0	0.0	NE			NE	NE	NE		NE	NE	NE	NE		NE	NE	NE	NE	NE	NE		NE	NE	NE
Infections and infestations	Abdominal abscess	3	196	39.6	0	0.0	186	37.3	0	0.0	NE			NE	NE	NE		NE	NE	NE	NE		NE	NE	NE	NE		NE		NE	NE	NE
Infections and infestations	Abdominal abscess	4-5	112	22.6	1	0.9	125	25.1	0	0.0		*	Quasi-complete separation of data points detected.				*	ERROR: Error in computing the link function, its derivatives, or the variance function.			NE		Algorithm converged.	NE	NE	NE		NE		Algorithm converged.	NE	NE
Infections and infestations	Abdominal infection	1-2	187	37.8	0	0.0	187	37.6	0	0.0	NE			NE	NE	NE		NE	NE	NE	NE		NE	NE	NE	NE	NE	NE		NE	NE	NE
Infections and infestations	Abdominal infection	3	196	39.6	0	0.0	186	37.3	1	0.5		*	Quasi-complete separation of data points detected.				*	ERROR: Error in computing the link function, its derivatives, or the variance function.			0.00		Algorithm converged.	0.00	NE	1.0000		>999.99		Algorithm converged.	0.00	NE
Infections and infestations	Abdominal infection	4-5	112	22.6	0	0.0	125	25.1	1	0.8		*	Quasi-complete separation of data points detected.				*	WARNING: The relative Hessian convergence criterion of 16.316112867 is greater than the limit of 0.0001. The convergence is questionable.			0.00		Algorithm converged.	0.00	NE	0.9999		>999.99		Algorithm converged.	0.00	NE
Infections and infestations	Abscess	1-2	187	37.8	0	0.0	187	37.6	0	0.0	NE			NE	NE	NE		NE	NE	NE	NE		NE	NE	NE	NE	NE	NE		NE	NE	NE
Infections and infestations	Abscess	3	196	39.6	0	0.0	186	37.3	1	0.5		*	Quasi-complete separation of data points detected.				*	ERROR: Error in computing the link function, its derivatives, or the variance function.			0.00		Algorithm converged.	0.00	NE	1.0000		>999.99		Algorithm converged.	0.00	NE
Infections and infestations	Abscess	4-5	112	22.6	0	0.0	125	25.1	0	0.0	NE			NE	NE	NE		NE	NE	NE	NE		NE	NE	NE	NE		NE		NE	NE	NE
Infections and infestations	Actinomycotic abdominal infection	1-2	187	37.8	0	0.0	187	37.6	0	0.0	NE			NE	NE	NE		NE	NE	NE	NE		NE	NE	NE	NE	NE	NE		NE	NE	NE
Infections and infestations	Actinomycotic abdominal infection	3	196	39.6	0	0.0	186	37.3	0	0.0	NE			NE	NE	NE		NE	NE	NE	NE		NE	NE	NE	NE		NE		NE	NE	NE
Infections and infestations	Actinomycotic abdominal infection	4-5	112	22.6	0	0.0	125	25.1	1	0.8		*	Quasi-complete separation of data points detected.				*	WARNING: The relative Hessian convergence criterion of 16.316112867 is greater than the limit of 0.0001. The convergence is questionable.			0.00		Algorithm converged.	0.00	NE	0.9999		>999.99		Algorithm converged.	0.00	NE
Infections and infestations	Acute sinusitis	1-2	187	37.8	0	0.0	187	37.6	0	0.0	NE			NE	NE	NE		NE	NE	NE	NE		NE	NE	NE	NE	NE	NE		NE	NE	NE
Infections and infestations	Acute sinusitis	3	196	39.6	0	0.0	186	37.3	0	0.0	NE			NE	NE	NE		NE	NE	NE	NE		NE	NE	NE	NE		NE		NE	NE	NE
Infections and infestations	Acute sinusitis	4-5	112	22.6	0	0.0	125	25.1	1	0.8		*	Quasi-complete separation of data points detected.				*	WARNING: The relative Hessian convergence criterion of 16.316112867 is greater than the limit of 0.0001. The convergence is questionable.			0.00		Algorithm converged.	0.00	NE	0.9999		>999.99		Algorithm converged.	0.00	NE
Infections and infestations	Anal fistula infection	1-2	187	37.8	0	0.0	187	37.6	0	0.0	NE			NE	NE	NE		NE	NE	NE	NE		NE	NE	NE	NE	NE	NE		NE	NE	NE
Infections and infestations	Anal fistula infection	3	196	39.6	1	0.5	186	37.3	0	0.0		*	Quasi-complete separation of data points detected.				*	ERROR: The mean parameter is either invalid or at a limit of its range for some observations.			NE		Algorithm converged.	NE	NE	NE		NE		Algorithm converged.	NE	NE
Infections and infestations	Anal fistula infection	4-5	112	22.6	0	0.0	125	25.1	0	0.0	NE			NE	NE	NE		NE	NE	NE	NE		NE	NE	NE	NE		NE		NE	NE	NE
Infections and infestations	Anorectal infection	1-2	187	37.8	0	0.0	187	37.6	0	0.0	NE			NE	NE	NE		NE	NE	NE	NE		NE	NE	NE	NE	NE	NE		NE	NE	NE
Infections and infestations	Anorectal infection	3	196	39.6	1	0.5	186	37.3	0	0.0		*	Quasi-complete separation of data points detected.				*	ERROR: The mean parameter is either invalid or at a limit of its range for some observations.			NE		Algorithm converged.	NE	NE	NE		NE		Algorithm converged.	NE	NE
Infections and infestations	Anorectal infection	4-5	112	22.6	1	0.9	125	25.1	0	0.0		*	Quasi-complete separation of data points detected.				*	WARNING: The relative Hessian convergence criterion of 18.712481867 is greater than the limit of 0.0001. The convergence is questionable.			NE		Algorithm converged.	NE	NE	NE		NE		Algorithm converged.	NE	NE
Infections and infestations	Appendicitis	1-2	187	37.8	0	0.0	187	37.6	0	0.0	NE			NE	NE	NE		NE	NE	NE	NE		NE	NE	NE	NE	NE	NE		NE	NE	NE
Infections and infestations	Appendicitis	3	196	39.6	1	0.5	186	37.3	0	0.0		*	Quasi-complete separation of data points detected.				*	ERROR: The mean parameter is either invalid or at a limit of its range for some observations.			NE		Algorithm converged.	NE	NE	NE		NE		Algorithm converged.	NE	NE
Infections and infestations	Appendicitis	4-5	112	22.6	0	0.0	125	25.1	0	0.0	NE			NE	NE	NE		NE	NE	NE	NE		NE	NE	NE	NE		NE		NE	NE	NE
Infections and infestations	Aspergillus infection	1-2	187	37.8	0	0.0	187	37.6	0	0.0	NE			NE	NE	NE		NE	NE	NE	NE		NE	NE	NE	NE	NE	NE		NE	NE	NE
Infections and infestations	Aspergillus infection	3	196	39.6	0	0.0	186	37.3	0	0.0	NE			NE	NE	NE		NE	NE	NE	NE		NE	NE	NE	NE		NE		NE	NE	NE
Infections and infestations	Aspergillus infection	4-5	112	22.6	1	0.9	125	25.1	0	0.0		*	Quasi-complete separation of data points detected.				*	WARNING: The relative Hessian convergence criterion of 18.712481934 is greater than the limit of 0.0001. The convergence is questionable.			NE		Algorithm converged.	NE	NE	NE		NE		Algorithm converged.	NE	NE
Infections and infestations	Atypical mycobacterial infection	1-2	187	37.8	1	0.5	187	37.6	0	0.0		*	Quasi-complete separation of data points detected.				*	ERROR: The mean parameter is either invalid or at a limit of its range for some observations.			NE		Algorithm converged.	NE	NE	NE	NE	NE		Algorithm converged.	NE	NE

Infections and infestations	Atypical mycobacterial infection	3	196	39.6	0	0.0	186	37.3	1	0.5		*	Quasi-complete separation of data points detected.				*	ERROR: Error in computing the link function, its derivatives, or the variance function.			0.00		Algorithm converged.	0.00	NE	1.0000		>999.99		Algorithm converged.	0.00	NE
Infections and infestations	Atypical mycobacterial infection	4-5	112	22.6	0	0.0	125	25.1	0	0.0	NE			NE	NE	NE		NE	NE	NE	NE		NE	NE	NE	NE		NE		NE	NE	NE
Infections and infestations	Atypical pneumonia	1-2	187	37.8	0	0.0	187	37.6	1	0.5		*	Quasi-complete separation of data points detected.				*	ERROR: Error in computing the link function, its derivatives, or the variance function.			0.00		Algorithm converged.	0.00	NE	0.9999	NE	>999.99		Algorithm converged.	0.00	NE
Infections and infestations	Atypical pneumonia	3	196	39.6	0	0.0	186	37.3	0	0.0	NE			NE	NE	NE		NE	NE	NE	NE		NE	NE	NE	NE		NE		NE	NE	NE
Infections and infestations	Atypical pneumonia	4-5	112	22.6	1	0.9	125	25.1	0	0.0		*	Quasi-complete separation of data points detected.				*	WARNING: The relative Hessian convergence criterion of 18.712481867 is greater than the limit of 0.0001. The convergence is questionable.			NE		Algorithm converged.	NE	NE	NE		NE		Algorithm converged.	NE	NE
Infections and infestations	Bacteraemia	1-2	187	37.8	1	0.5	187	37.6	0	0.0		*	Quasi-complete separation of data points detected.				*	ERROR: The mean parameter is either invalid or at a limit of its range for some observations.			NE		Algorithm converged.	NE	NE	NE	0.5281	NE		Algorithm converged.	NE	NE
Infections and infestations	Bacteraemia	3	196	39.6	2	1.0	186	37.3	1	0.5	1.91		Convergence criterion (GCONV=1E-8) satisfied.	0.17	21.21	0.005		Algorithm converged.	-0.013	0.022	1.90		Algorithm converged.	0.17	20.76	0.5996		0.53		Algorithm converged.	0.05	5.76
Infections and infestations	Bacteraemia	4-5	112	22.6	1	0.9	125	25.1	0	0.0		*	Quasi-complete separation of data points detected.				*	WARNING: The relative Hessian convergence criterion of 18.712481934 is greater than the limit of 0.0001. The convergence is questionable.			NE		Algorithm converged.	NE	NE	NE		NE		Algorithm converged.	NE	NE
Infections and infestations	Bacterial infection	1-2	187	37.8	0	0.0	187	37.6	0	0.0	NE			NE	NE	NE		NE	NE	NE	NE		NE	NE	NE	NE	NE	NE		NE	NE	NE
Infections and infestations	Bacterial infection	3	196	39.6	1	0.5	186	37.3	0	0.0		*	Quasi-complete separation of data points detected.				*	ERROR: The mean parameter is either invalid or at a limit of its range for some observations.			NE		Algorithm converged.	NE	NE	NE		NE		Algorithm converged.	NE	NE
Infections and infestations	Bacterial infection	4-5	112	22.6	0	0.0	125	25.1	0	0.0	NE			NE	NE	NE		NE	NE	NE	NE		NE	NE	NE	NE		NE		NE	NE	NE
Infections and infestations	Bacteriuria	1-2	187	37.8	1	0.5	187	37.6	0	0.0		*	Quasi-complete separation of data points detected.				*	ERROR: The mean parameter is either invalid or at a limit of its range for some observations.			NE		Algorithm converged.	NE	NE	NE	NE	NE		Algorithm converged.	NE	NE
Infections and infestations	Bacteriuria	3	196	39.6	0	0.0	186	37.3	0	0.0	NE			NE	NE	NE		NE	NE	NE	NE		NE	NE	NE	NE		NE		NE	NE	NE
Infections and infestations	Bacteriuria	4-5	112	22.6	0	0.0	125	25.1	0	0.0	NE			NE	NE	NE		NE	NE	NE	NE		NE	NE	NE	NE		NE		NE	NE	NE
Infections and infestations	Bordetella infection	1-2	187	37.8	0	0.0	187	37.6	1	0.5		*	Quasi-complete separation of data points detected.				*	ERROR: Error in computing the link function, its derivatives, or the variance function.			0.00		Algorithm converged.	0.00	NE	0.9999	NE	>999.99		Algorithm converged.	0.00	NE
Infections and infestations	Bordetella infection	3	196	39.6	0	0.0	186	37.3	0	0.0	NE			NE	NE	NE		NE	NE	NE	NE		NE	NE	NE	NE		NE		NE	NE	NE
Infections and infestations	Bordetella infection	4-5	112	22.6	0	0.0	125	25.1	0	0.0	NE			NE	NE	NE		NE	NE	NE	NE		NE	NE	NE	NE		NE		NE	NE	NE
Infections and infestations	Bronchiolitis	1-2	187	37.8	0	0.0	187	37.6	0	0.0	NE			NE	NE	NE		NE	NE	NE	NE		NE	NE	NE	NE	NE	NE		NE	NE	NE
Infections and infestations	Bronchiolitis	3	196	39.6	1	0.5	186	37.3	0	0.0		*	Quasi-complete separation of data points detected.				*	ERROR: The mean parameter is either invalid or at a limit of its range for some observations.			NE		Algorithm converged.	NE	NE	NE		NE		Algorithm converged.	NE	NE
Infections and infestations	Bronchiolitis	4-5	112	22.6	0	0.0	125	25.1	0	0.0	NE			NE	NE	NE		NE	NE	NE	NE		NE	NE	NE	NE		NE		NE	NE	NE
Infections and infestations	Bronchitis	1-2	187	37.8	3	1.6	187	37.6	5	2.7	0.59		Convergence criterion (GCONV=1E-8) satisfied.	0.14	2.52	-0.011		Algorithm converged.	-0.040	0.019	0.60		Algorithm converged.	0.15	2.47	0.4798	0.9058	1.67		Algorithm converged.	0.40	6.87
Infections and infestations	Bronchitis	3	196	39.6	6	3.1	186	37.3	7	3.8	0.81		Convergence criterion (GCONV=1E-8) satisfied.	0.27	2.45	-0.007		Algorithm converged.	-0.043	0.029	0.81		Algorithm converged.	0.28	2.38	0.7057		1.23		Algorithm converged.	0.42	3.59
Infections and infestations	Bronchitis	4-5	112	22.6	1	0.9	125	25.1	1	0.8	1.12		Convergence criterion (GCONV=1E-8) satisfied.	0.07	18.07	0.001		Algorithm converged.	-0.022	0.024	1.12		Algorithm converged.	0.07	17.63	0.9378		0.90		Algorithm converged.	0.06	14.16
Infections and infestations	Bronchitis bacterial	1-2	187	37.8	0	0.0	187	37.6	0	0.0	NE			NE	NE	NE		NE	NE	NE	NE		NE	NE	NE	NE	NE	NE		NE	NE	NE
Infections and infestations	Bronchitis bacterial	3	196	39.6	0	0.0	186	37.3	0	0.0	NE			NE	NE	NE		NE	NE	NE	NE		NE	NE	NE	NE		NE		NE	NE	NE
Infections and infestations	Bronchitis bacterial	4-5	112	22.6	1	0.9	125	25.1	0	0.0		*	Quasi-complete separation of data points detected.				*	WARNING: The relative Hessian convergence criterion of 18.712481734 is greater than the limit of 0.0001. The convergence is questionable.			NE		Algorithm converged.	NE	NE	NE		NE		Algorithm converged.	NE	NE
Infections and infestations	Bronchopulmonary aspergillosis	1-2	187	37.8	0	0.0	187	37.6	0	0.0	NE			NE	NE	NE		NE	NE	NE	NE		NE	NE	NE	NE	NE	NE		NE	NE	NE
Infections and infestations	Bronchopulmonary aspergillosis	3	196	39.6	0	0.0	186	37.3	0	0.0	NE			NE	NE	NE		NE	NE	NE	NE		NE	NE	NE	NE		NE		NE	NE	NE
Infections and infestations	Bronchopulmonary aspergillosis	4-5	112	22.6	1	0.9	125	25.1	0	0.0		*	Quasi-complete separation of data points detected.				*	WARNING: The relative Hessian convergence criterion of 18.712481934 is greater than the limit of 0.0001. The convergence is questionable.			NE		Algorithm converged.	NE	NE	NE		NE		Algorithm converged.	NE	NE
Infections and infestations	Campylobacter gastroenteritis	1-2	187	37.8	0	0.0	187	37.6	0	0.0	NE			NE	NE	NE		NE	NE	NE	NE		NE	NE	NE	NE	NE	NE		NE	NE	NE
Infections and infestations	Campylobacter gastroenteritis	3	196	39.6	0	0.0	186	37.3	0	0.0	NE			NE	NE	NE		NE	NE	NE	NE		NE	NE	NE	NE		NE		NE	NE	NE
Infections and infestations	Campylobacter gastroenteritis	4-5	112	22.6	1	0.9	125	25.1	0	0.0		*	Quasi-complete separation of data points detected.				*	ERROR: Error in computing the link function, its derivatives, or the variance function.			NE		Algorithm converged.	NE	NE	NE		NE		Algorithm converged.	NE	NE
Infections and infestations	Candida infection	1-2	187	37.8	1	0.5	187	37.6	2	1.1	0.50		Convergence criterion (GCONV=1E-8) satisfied.	0.04	5.53	-0.005		Algorithm converged.	-0.023	0.013	0.50		Algorithm converged.	0.05	5.47	0.5700	0.8404	2.00		Algorithm converged.	0.18	21.87
Infections and infestations	Candida infection	3	196	39.6	2	1.0	186	37.3	3	1.6	0.63		Convergence criterion (GCONV=1E-8) satisfied.	0.10	3.81	-0.006		Algorithm converged.	-0.029	0.017	0.63		Algorithm converged.	0.11	3.74	0.6138		1.58		Algorithm converged.	0.27	9.35
Infections and infestations	Candida infection	4-5	112	22.6	1	0.9	125	25.1	4	3.2	0.27		Convergence criterion (GCONV=1E-8) satisfied.	0.03	2.48	-0.023		Algorithm converged.	-0.059	0.012	0.28		Algorithm converged.	0.03	2.46	0.2503		3.58		Algorithm converged.	0.41	31.59
Infections and infestations	Catheter site infection	1-2	187	37.8	0	0.0	187	37.6	0	0.0	NE			NE	NE	NE		NE	NE	NE	NE		NE	NE	NE	NE	NE	NE		NE	NE	NE
Infections and infestations	Catheter site infection	3	196	39.6	0	0.0	186	37.3	1	0.5		*	Quasi-complete separation of data points detected.				*	ERROR: Error in computing the link function, its derivatives, or the variance function.			0.00		Algorithm converged.	0.00	NE	1.0000		>999.99		Algorithm converged.	0.00	NE
Infections and infestations	Catheter site infection	4-5	112	22.6	0	0.0	125	25.1	0	0.0	NE			NE	NE	NE		NE	NE	NE	NE		NE	NE	NE	NE		NE		NE	NE	NE
Infections and infestations	Cellulitis	1-2	187	37.8	7	3.7	187	37.6	1	0.5	7.23		Convergence criterion (GCONV=1E-8) satisfied.	0.88	59.37	0.032		Algorithm converged.	0.003	0.061	7.00		Algorithm converged.	0.87	56.34	0.0674	0.1031	0.14		Algorithm converged.	0.02	1.15
Infections and infestations	Cellulitis	3	196	39.6	1	0.5	186	37.3	2	1.1	0.47		Convergence criterion (GCONV=1E-8) satisfied.	0.04	5.25	-0.006		Algorithm converged.	-0.024	0.012	0.47		Algorithm converged.	0.04	5.19	0.5413		2.11		Algorithm converged.	0.19	23.05
Infections and infestations	Cellulitis	4-5	112	22.6	1	0.9	125	25.1	2	1.6	0.55		Convergence criterion (GCONV=1E-8) satisfied.	0.05	6.19	-0.007		Algorithm converged.	-0.035	0.021	0.56		Algorithm converged.	0.05	6.07	0.6319		1.79		Algorithm converged.	0.16	19.50
Infections and infestations	Cervicitis	1-2	187	37.8	0	0.0	187	37.6	1	0.5		*	Quasi-complete separation of data points detected.				*	ERROR: Error in computing the link function, its derivatives, or the variance function.			0.00		Algorithm converged.	0.00	NE	0.9999	NE	>999.99		Algorithm converged.	0.00	NE
Infections and infestations	Cervicitis	3	196	39.6	0	0.0	186	37.3	0	0.0	NE			NE	NE	NE		NE	NE	NE	NE		NE	NE	NE	NE		NE		NE	NE	NE
Infections and infestations	Cervicitis	4-5	112	22.6	0	0.0	125	25.1	0	0.0	NE			NE	NE	NE		NE	NE	NE	NE		NE	NE	NE	NE		NE		NE	NE	NE
Infections and infestations	Clostridial infection	1-2	187	37.8	0	0.0	187	37.6	0	0.0	NE			NE	NE	NE		NE	NE	NE	NE		NE	NE	NE	NE	NE	NE		NE	NE	NE
Infections and infestations	Clostridial infection	3	196	39.6	1	0.5	186	37.3	0	0.0		*	Quasi-complete separation of data points detected.				*	ERROR: The mean parameter is either invalid or at a limit of its range for some observations.			NE		Algorithm converged.	NE	NE	NE		NE		Algorithm converged.	NE	NE
Infections and infestations	Clostridial infection	4-5	112	22.6	0	0.0	125	25.1	0	0.0	NE			NE	NE	NE		NE	NE	NE	NE		NE	NE	NE	NE		NE		NE	NE	NE
Infections and infestations	Clostridium colitis	1-2	187	37.8	0	0.0	187	37.6	0	0.0	NE			NE	NE	NE		NE	NE	NE	NE		NE	NE	NE	NE	NE	NE		NE	NE	NE
Infections and infestations	Clostridium colitis	3	196	39.6	1	0.5	186	37.3	0	0.0		*	Quasi-complete separation of data points detected.				*	ERROR: The mean parameter is either invalid or at a limit of its range for some observations.			NE		Algorithm converged.	NE	NE	NE		NE		Algorithm converged.	NE	NE
Infections and infestations	Clostridium colitis	4-5	112	22.6	0	0.0	125	25.1	0	0.0	NE			NE	NE	NE		NE	NE	NE	NE		NE	NE	NE	NE		NE		NE	NE	NE
Infections and infestations	Clostridium difficile colitis	1-2	187	37.8	0	0.0	187	37.6	0	0.0	NE			NE	NE	NE		NE	NE	NE	NE		NE	NE	NE	NE	NE	NE		NE	NE	NE
Infections and infestations	Clostridium difficile colitis	3	196	39.6	2	1.0	186	37.3	0	0.0		*	Quasi-complete separation of data points detected.				*	ERROR: Error in computing the link function, its derivatives, or the variance function.			NE		Algorithm converged.	NE	NE	NE		NE		Algorithm converged.	NE	NE
Infections and infestations	Clostridium difficile colitis	4-5	112	22.6	0	0.0	125	25.1	0	0.0	NE			NE	NE	NE		NE	NE	NE	NE		NE	NE	NE	NE		NE		NE	NE	NE
Infections and infestations	Clostridium difficile infection	1-2	187	37.8	0	0.0	187	37.6	0	0.0	NE			NE	NE	NE		NE	NE	NE	NE		NE	NE	NE	NE	NE	NE		NE	NE	NE
Infections and infestations	Clostridium difficile infection	3	196	39.6	1	0.5	186	37.3	0	0.0		*	Quasi-complete separation of data points detected.				*	ERROR: The mean parameter is either invalid or at a limit of its range for some observations.			NE		Algorithm converged.	NE	NE	NE		NE		Algorithm converged.	NE	NE
Infections and infestations	Clostridium difficile infection	4-5	112	22.6	2	1.8	125	25.1	0	0.0		*	Quasi-complete separation of data points detected.				*	ERROR: Error in computing the link function, its derivatives, or the variance function.			NE		Algorithm converged.	NE	NE	NE		NE		Algorithm converged.	NE	NE
Infections and infestations	Colonic abscess	1-2	187	37.8	1	0.5	187	37.6	0	0.0		*	Quasi-complete separation of data points detected.				*	ERROR: The mean parameter is either invalid or at a limit of its range for some observations.			NE		Algorithm converged.	NE	NE	NE	NE	NE		Algorithm converged.	NE	NE
Infections and infestations	Colonic abscess	3	196	39.6	0	0.0	186	37.3	0	0.0	NE			NE	NE	NE		NE	NE	NE	NE		NE	NE	NE	NE		NE		NE	NE	NE
Infections and infestations	Colonic abscess	4-5	112	22.6	0	0.0	125	25.1	0	0.0	NE			NE	NE	NE		NE	NE	NE	NE		NE	NE	NE	NE		NE		NE	NE	NE
Infections and infestations	Conjunctivitis	1-2	187	37.8	5	2.7	187	37.6	3	1.6	1.68		Convergence criterion (GCONV=1E-8) satisfied.	0.40	7.15	0.011		Algorithm converged.	-0.019	0.040	1.67		Algorithm converged.	0.40	6.87	0.4798	0.8443	0.60		Algorithm converged.	0.15	2.47
Infections and infestations	Conjunctivitis	3	196	39.6	3	1.5	186	37.3	1	0.5	2.88		Convergence criterion (GCONV=1E-8) satisfied.	0.30	27.89	0.010		Algorithm converged.	-0.010	0.030	2.85		Algorithm converged.	0.30	27.13	0.3630		0.35		Algorithm converged.	0.04	3.35
Infections and infestations	Conjunctivitis	4-5	112	22.6	3	2.7	125	25.1	1	0.8	3.41		Convergence criterion (GCONV=1E-8) satisfied.	0.35	33.28	0.019		Algorithm converged.	-0.015	0.053	3.35		Algorithm converged.	0.35	31.73	0.2922		0.30		Algorithm converged.	0.03	2.83
Infections and infestations	Conjunctivitis bacterial	1-2	187	37.8	0	0.0	187	37.6	0	0.0	NE			NE	NE	NE		NE	NE	NE	NE		NE	NE	NE	NE	NE	NE		NE	NE	NE
Infections and infestations	Conjunctivitis bacterial	3	196	39.6	0	0.0	186	37.3	1	0.5		*	Quasi-complete separation of data points detected.				*	ERROR: Error in computing the link function, its derivatives, or the variance function.			0.00		Algorithm converged.	0.00	NE	1.0000		>999.99		Algorithm converged.	0.00	NE
Infections and infestations	Conjunctivitis bacterial	4-5	112	22.6	0	0.0	125	25.1	0	0.0	NE			NE	NE	NE		NE	NE	NE	NE		NE	NE	NE	NE		NE		NE	NE	NE
Infections and infestations	Coronavirus infection	1-2	187	37.8	0	0.0	187	37.6	0	0.0	NE			NE	NE	NE		NE	NE	NE	NE		NE	NE	NE	NE	NE	NE		NE	NE	NE
Infections and infestations	Coronavirus infection	3	196	39.6	0	0.0	186	37.3	1	0.5		*	Quasi-complete separation of data points detected.				*	ERROR: Error in computing the link function, its derivatives, or the variance function.			0.00		Algorithm converged.	0.00	NE	1.0000		>999.99		Algorithm converged.	0.00	NE
Infections and infestations	Coronavirus infection	4-5	112	22.6	0	0.0	125	25.1	0	0.0	NE			NE	NE	NE		NE	NE	NE	NE		NE	NE	NE	NE		NE		NE	NE	NE
Infections and infestations	Cystitis	1-2	187	37.8	0	0.0	187	37.6	3	1.6		*	Quasi-complete separation of data points detected.				*	ERROR: Error in computing the link function, its derivatives, or the variance function.			0.00		Algorithm converged.	0.00	NE	0.9999	NE	>999.99		Algorithm converged.	0.00	NE
Infections and infestations	Cystitis	3	196	39.6	0	0.0	186	37.3	3	1.6		*	Quasi-complete separation of data points detected.				*	ERROR: Error in computing the link function, its derivatives, or the variance function.			0.00		Algorithm converged.	0.00	NE	0.9999		>999.99		Algorithm converged.	0.00	NE
Infections and infestations	Cystitis	4-5	112	22.6	1	0.9	125	25.1	0	0.0		*	Quasi-complete separation of data points detected.				*	WARNING: The relative Hessian convergence criterion of 18.712481934 is greater than the limit of 0.0001. The convergence is questionable.			NE		Algorithm converged.	NE	NE	NE		NE		Algorithm converged.	NE	NE
Infections and infestations	Cytomegalovirus enteritis	1-2	187	37.8	0	0.0	187	37.6	0	0.0	NE			NE	NE	NE		NE	NE	NE	NE		NE	NE	NE	NE	NE	NE		NE	NE	NE
Infections and infestations	Cytomegalovirus enteritis	3	196	39.6	0	0.0	186	37.3	0	0.0	NE			NE	NE	NE		NE	NE	NE	NE		NE	NE	NE	NE		NE		NE	NE	NE
Infections and infestations	Cytomegalovirus enteritis	4-5	112	22.6	1	0.9	125	25.1	0	0.0		*	Quasi-complete separation of data points detected.				*	ERROR: Error in computing the link function, its derivatives, or the variance function.			NE		Algorithm converged.	NE	NE	NE		NE		Algorithm converged.	NE	NE
Infections and infestations	Cytomegalovirus infection	1-2	187	37.8	0	0.0	187	37.6	1	0.5		*	Quasi-complete separation of data points detected.				*	ERROR: Error in computing the link function, its derivatives, or the variance function.			0.00		Algorithm converged.	0.00	NE	0.9999	NE	>999.99		Algorithm converged.	0.00	NE
Infections and infestations	Cytomegalovirus infection	3	196	39.6	0	0.0	186	37.3	0	0.0	NE			NE	NE	NE		NE	NE	NE	NE		NE	NE	NE	NE		NE		NE	NE	NE
Infections and infestations	Cytomegalovirus infection	4-5	112	22.6	1	0.9	125	25.1	0	0.0		*	Quasi-complete separation of data points detected.				*	ERROR: Error in computing the link function, its derivatives, or the variance function.			NE		Algorithm converged.	NE	NE	NE		NE		Algorithm converged.	NE	NE
Infections and infestations	Cytomegalovirus infection reactivation	1-2	187	37.8	0	0.0	187	37.6	0	0.0	NE			NE	NE	NE		NE	NE	NE	NE		NE	NE	NE	NE	NE	NE		NE	NE	NE
Infections and infestations	Cytomegalovirus infection reactivation	3	196	39.6	0	0.0	186	37.3	0	0.0	NE			NE	NE	NE		NE	NE	NE	NE		NE	NE	NE	NE		NE		NE	NE	NE
Infections and infestations	Cytomegalovirus infection reactivation	4-5	112	22.6	1	0.9	125	25.1	0	0.0		*	Quasi-complete separation of data points detected.				*	WARNING: The relative Hessian convergence criterion of 18.712481867 is greater than the limit of 0.0001. The convergence is questionable.			NE		Algorithm converged.	NE	NE	NE		NE		Algorithm converged.	NE	NE
Infections and infestations	Device related infection	1-2	187	37.8	0	0.0	187	37.6	0	0.0	NE			NE	NE	NE		NE	NE	NE	NE		NE	NE	NE	NE	0.3866	NE		NE	NE	NE
Infections and infestations	Device related infection	3	196	39.6	1	0.5	186	37.3	1	0.5	0.95		Convergence criterion (GCONV=1E-8) satisfied.	0.06	15.28	0.000		Algorithm converged.	-0.015	0.014	0.95		Algorithm converged.	0.06	15.06	0.9704		1.05		Algorithm converged.	0.07	16.72
Infections and infestations	Device related infection	4-5	112	22.6	2	1.8	125	25.1	0	0.0		*	Quasi-complete separation of data points detected.				*	ERROR: The mean parameter is either invalid or at a limit of its range for some observations.			NE		Algorithm converged.	NE	NE	NE		NE		Algorithm converged.	NE	NE
Infections and infestations	Device related sepsis	1-2	187	37.8	0	0.0	187	37.6	0	0.0	NE			NE	NE	NE		NE	NE	NE	NE		NE	NE	NE	NE	NE	NE		NE	NE	NE
Infections and infestations	Device related sepsis	3	196	39.6	0	0.0	186	37.3	0	0.0	NE			NE	NE	NE		NE	NE	NE	NE		NE	NE	NE	NE		NE		NE	NE	NE
Infections and infestations	Device related sepsis	4-5	112	22.6	1	0.9	125	25.1	0	0.0		*	Quasi-complete separation of data points detected.				*	WARNING: The relative Hessian convergence criterion of 18.712481867 is greater than the limit of 0.0001. The convergence is questionable.			NE		Algorithm converged.	NE	NE	NE		NE		Algorithm converged.	NE	NE
Infections and infestations	Diarrhoea infectious	1-2	187	37.8	1	0.5	187	37.6	0	0.0		*	Quasi-complete separation of data points detected.				*	WARNING: Negative of Hessian not positive definite.			NE		Algorithm converged.	NE	NE	NE	0.1612	NE		Algorithm converged.	NE	NE
Infections and infestations	Diarrhoea infectious	3	196	39.6	1	0.5	186	37.3	0	0.0		*	Quasi-complete separation of data points detected.				*	ERROR: The mean parameter is either invalid or at a limit of its range for some observations.			NE		Algorithm converged.	NE	NE	NE		NE		Algorithm converged.	NE	NE
Infections and infestations	Diarrhoea infectious	4-5	112	22.6	0	0.0	125	25.1	1	0.8		*	Quasi-complete separation of data points detected.				*	WARNING: The relative Hessian convergence criterion of 16.316112867 is greater than the limit of 0.0001. The convergence is questionable.			0.00		Algorithm converged.	0.00	NE	0.9999		>999.99		Algorithm converged.	0.00	NE
Infections and infestations	Diverticulitis	1-2	187	37.8	0	0.0	187	37.6	0	0.0	NE			NE	NE	NE		NE	NE	NE	NE		NE	NE	NE	NE	NE	NE		NE	NE	NE
Infections and infestations	Diverticulitis	3	196	39.6	0	0.0	186	37.3	1	0.5		*	Quasi-complete separation of data points detected.				*	ERROR: Error in computing the link function, its derivatives, or the variance function.			0.00		Algorithm converged.	0.00	NE	1.0000		>999.99		Algorithm converged.	0.00	NE
Infections and infestations	Diverticulitis	4-5	112	22.6	1	0.9	125	25.1	0	0.0		*	Quasi-complete separation of data points detected.				*	WARNING: The relative Hessian convergence criterion of 18.712481867 is greater than the limit of 0.0001. The convergence is questionable.			NE		Algorithm converged.	NE	NE	NE		NE		Algorithm converged.	NE	NE
Infections and infestations	Ear infection	1-2	187	37.8	0	0.0	187	37.6	2	1.1		*	Quasi-complete separation of data points detected.				*	ERROR: Error in computing the link function, its derivatives, or the variance function.			0.00		Algorithm converged.	0.00	NE	0.9999	NE	>999.99		Algorithm converged.	0.00	NE
Infections and infestations	Ear infection	3	196	39.6	0	0.0	186	37.3	0	0.0	NE			NE	NE	NE		NE	NE	NE	NE		NE	NE	NE	NE		NE		NE	NE	NE
Infections and infestations	Ear infection	4-5	112	22.6	2	1.8	125	25.1	0	0.0		*	Quasi-complete separation of data points detected.				*	ERROR: The mean parameter is either invalid or at a limit of its range for some observations.			NE		Algorithm converged.	NE	NE	NE		NE		Algorithm converged.	NE	NE
Infections and infestations	Enteritis infectious	1-2	187	37.8	0	0.0	187	37.6	0	0.0	NE			NE	NE	NE		NE	NE	NE	NE		NE	NE	NE	NE	NE	NE		NE	NE	NE
Infections and infestations	Enteritis infectious	3	196	39.6	1	0.5	186	37.3	0	0.0		*	Quasi-complete separation of data points detected.				*	ERROR: The mean parameter is either invalid or at a limit of its range for some observations.			NE		Algorithm converged.	NE	NE	NE		NE		Algorithm converged.	NE	NE
Infections and infestations	Enteritis infectious	4-5	112	22.6	0	0.0	125	25.1	0	0.0	NE			NE	NE	NE		NE	NE	NE	NE		NE	NE	NE	NE		NE		NE	NE	NE
Infections and infestations	Enterobacter infection	1-2	187	37.8	0	0.0	187	37.6	0	0.0	NE			NE	NE	NE		NE	NE	NE	NE		NE	NE	NE	NE	NE	NE		NE	NE	NE
Infections and infestations	Enterobacter infection	3	196	39.6	0	0.0	186	37.3	1	0.5		*	Quasi-complete separation of data points detected.				*	ERROR: Error in computing the link function, its derivatives, or the variance function.			0.00		Algorithm converged.	0.00	NE	1.0000		>999.99		Algorithm converged.	0.00	NE
Infections and infestations	Enterobacter infection	4-5	112	22.6	0	0.0	125	25.1	0	0.0	NE			NE	NE	NE		NE	NE	NE	NE		NE	NE	NE	NE		NE		NE	NE	NE
Infections and infestations	Enterocolitis infectious	1-2	187	37.8	0	0.0	187	37.6	0	0.0	NE			NE	NE	NE		NE	NE	NE	NE		NE	NE	NE	NE	NE	NE		NE	NE	NE
Infections and infestations	Enterocolitis infectious	3	196	39.6	0	0.0	186	37.3	0	0.0	NE			NE	NE	NE		NE	NE	NE	NE		NE	NE	NE	NE		NE		NE	NE	NE
Infections and infestations	Enterocolitis infectious	4-5	112	22.6	1	0.9	125	25.1	0	0.0		*	Quasi-complete separation of data points detected.				*	WARNING: The relative Hessian convergence criterion of 18.712481867 is greater than the limit of 0.0001. The convergence is questionable.			NE		Algorithm converged.	NE	NE	NE		NE		Algorithm converged.	NE	NE

Infections and infestations	Erysipelas	1-2	187	37.8	0	0.0	187	37.6	0	0.0	NE			NE	NE	NE		NE	NE	NE	NE		NE	NE	NE	NE	NE	NE		NE	NE	NE
Infections and infestations	Erysipelas	3	196	39.6	1	0.5	186	37.3	0	0.0		*	Quasi-complete separation of data points detected.				*	ERROR: The mean parameter is either invalid or at a limit of its range for some observations.			NE		Algorithm converged.	NE	NE	NE		NE		Algorithm converged.	NE	NE
Infections and infestations	Erysipelas	4-5	112	22.6	0	0.0	125	25.1	0	0.0	NE			NE	NE	NE		NE	NE	NE	NE		NE	NE	NE	NE		NE		NE	NE	NE
Infections and infestations	Escherichia bacteraemia	1-2	187	37.8	0	0.0	187	37.6	0	0.0	NE			NE	NE	NE		NE	NE	NE	NE		NE	NE	NE	NE	NE	NE		NE	NE	NE
Infections and infestations	Escherichia bacteraemia	3	196	39.6	1	0.5	186	37.3	0	0.0		*	Quasi-complete separation of data points detected.				*	ERROR: The mean parameter is either invalid or at a limit of its range for some observations.			NE		Algorithm converged.	NE	NE	NE		NE		Algorithm converged.	NE	NE
Infections and infestations	Escherichia bacteraemia	4-5	112	22.6	0	0.0	125	25.1	1	0.8		*	Quasi-complete separation of data points detected.				*	WARNING: The relative Hessian convergence criterion of 16.31611281 is greater than the limit of 0.0001. The convergence is questionable.			0.00		Algorithm converged.	0.00	NE	0.9999		>999.99		Algorithm converged.	0.00	NE
Infections and infestations	Escherichia infection	1-2	187	37.8	0	0.0	187	37.6	0	0.0	NE			NE	NE	NE		NE	NE	NE	NE		NE	NE	NE	NE	NE	NE		NE	NE	NE
Infections and infestations	Escherichia infection	3	196	39.6	1	0.5	186	37.3	0	0.0		*	Quasi-complete separation of data points detected.				*	ERROR: The mean parameter is either invalid or at a limit of its range for some observations.			NE		Algorithm converged.	NE	NE	NE		NE		Algorithm converged.	NE	NE
Infections and infestations	Escherichia infection	4-5	112	22.6	0	0.0	125	25.1	0	0.0	NE			NE	NE	NE		NE	NE	NE	NE		NE	NE	NE	NE		NE		NE	NE	NE
Infections and infestations	Escherichia sepsis	1-2	187	37.8	1	0.5	187	37.6	0	0.0		*	Quasi-complete separation of data points detected.				*	ERROR: The mean parameter is either invalid or at a limit of its range for some observations.			NE		Algorithm converged.	NE	NE	NE	NE	NE		Algorithm converged.	NE	NE
Infections and infestations	Escherichia sepsis	3	196	39.6	0	0.0	186	37.3	0	0.0	NE			NE	NE	NE		NE	NE	NE	NE		NE	NE	NE	NE		NE		NE	NE	NE
Infections and infestations	Escherichia sepsis	4-5	112	22.6	0	0.0	125	25.1	2	1.6		*	Quasi-complete separation of data points detected.				*	WARNING: The relative Hessian convergence criterion of 10.206215767 is greater than the limit of 0.0001. The convergence is questionable.			0.00		Algorithm converged.	0.00	NE	0.9999		>999.99		Algorithm converged.	0.00	NE
Infections and infestations	Eye infection	1-2	187	37.8	0	0.0	187	37.6	0	0.0	NE			NE	NE	NE		NE	NE	NE	NE		NE	NE	NE	NE	NE	NE		NE	NE	NE
Infections and infestations	Eye infection	3	196	39.6	1	0.5	186	37.3	2	1.1	0.47		Convergence criterion (GCONV=1E-8) satisfied.	0.04	5.25	-0.006		Algorithm converged.	-0.024	0.012	0.47		Algorithm converged.	0.04	5.19	0.5413		2.11		Algorithm converged.	0.19	23.05
Infections and infestations	Eye infection	4-5	112	22.6	0	0.0	125	25.1	0	0.0	NE			NE	NE	NE		NE	NE	NE	NE		NE	NE	NE	NE		NE		NE	NE	NE
Infections and infestations	Eyelid infection	1-2	187	37.8	1	0.5	187	37.6	0	0.0		*	Quasi-complete separation of data points detected.				*	ERROR: The mean parameter is either invalid or at a limit of its range for some observations.			NE		Algorithm converged.	NE	NE	NE	NE	NE		Algorithm converged.	NE	NE
Infections and infestations	Eyelid infection	3	196	39.6	0	0.0	186	37.3	0	0.0	NE			NE	NE	NE		NE	NE	NE	NE		NE	NE	NE	NE		NE		NE	NE	NE
Infections and infestations	Eyelid infection	4-5	112	22.6	0	0.0	125	25.1	0	0.0	NE			NE	NE	NE		NE	NE	NE	NE		NE	NE	NE	NE		NE		NE	NE	NE
Infections and infestations	Folliculitis	1-2	187	37.8	4	2.1	187	37.6	1	0.5	4.07		Convergence criterion (GCONV=1E-8) satisfied.	0.45	36.72	0.016		Algorithm converged.	-0.007	0.039	4.00		Algorithm converged.	0.45	35.45	0.2130	0.0214	0.25		Algorithm converged.	0.03	2.22
Infections and infestations	Folliculitis	3	196	39.6	0	0.0	186	37.3	3	1.6		*	Quasi-complete separation of data points detected.				*	ERROR: Error in computing the link function, its derivatives, or the variance function.			0.00		Algorithm converged.	0.00	NE	0.9999		>999.99		Algorithm converged.	0.00	NE
Infections and infestations	Folliculitis	4-5	112	22.6	1	0.9	125	25.1	0	0.0		*	Quasi-complete separation of data points detected.				*	WARNING: The relative Hessian convergence criterion of 18.712481934 is greater than the limit of 0.0001. The convergence is questionable.			NE		Algorithm converged.	NE	NE	NE		NE		Algorithm converged.	NE	NE
Infections and infestations	Fungal foot infection	1-2	187	37.8	0	0.0	187	37.6	0	0.0	NE			NE	NE	NE		NE	NE	NE	NE		NE	NE	NE	NE	NE	NE		NE	NE	NE
Infections and infestations	Fungal foot infection	3	196	39.6	1	0.5	186	37.3	0	0.0		*	Quasi-complete separation of data points detected.				*	ERROR: The mean parameter is either invalid or at a limit of its range for some observations.			NE		Algorithm converged.	NE	NE	NE		NE		Algorithm converged.	NE	NE
Infections and infestations	Fungal foot infection	4-5	112	22.6	0	0.0	125	25.1	0	0.0	NE			NE	NE	NE		NE	NE	NE	NE		NE	NE	NE	NE		NE		NE	NE	NE
Infections and infestations	Fungal infection	1-2	187	37.8	1	0.5	187	37.6	0	0.0		*	Quasi-complete separation of data points detected.				*	ERROR: The mean parameter is either invalid or at a limit of its range for some observations.			NE		Algorithm converged.	NE	NE	NE	0.1502	NE		Algorithm converged.	NE	NE
Infections and infestations	Fungal infection	3	196	39.6	0	0.0	186	37.3	1	0.5		*	Quasi-complete separation of data points detected.				*	ERROR: Error in computing the link function, its derivatives, or the variance function.			0.00		Algorithm converged.	0.00	NE	1.0000		>999.99		Algorithm converged.	0.00	NE
Infections and infestations	Fungal infection	4-5	112	22.6	0	0.0	125	25.1	1	0.8		*	Quasi-complete separation of data points detected.				*	WARNING: The relative Hessian convergence criterion of 16.316112867 is greater than the limit of 0.0001. The convergence is questionable.			0.00		Algorithm converged.	0.00	NE	0.9999		>999.99		Algorithm converged.	0.00	NE
Infections and infestations	Fungal skin infection	1-2	187	37.8	1	0.5	187	37.6	0	0.0		*	Quasi-complete separation of data points detected.				*	ERROR: The mean parameter is either invalid or at a limit of its range for some observations.			NE		Algorithm converged.	NE	NE	NE	1.0000	NE		Algorithm converged.	NE	NE
Infections and infestations	Fungal skin infection	3	196	39.6	2	1.0	186	37.3	0	0.0		*	Quasi-complete separation of data points detected.				*	ERROR: The mean parameter is either invalid or at a limit of its range for some observations.			NE		Algorithm converged.	NE	NE	NE		NE		Algorithm converged.	NE	NE
Infections and infestations	Fungal skin infection	4-5	112	22.6	1	0.9	125	25.1	0	0.0		*	Quasi-complete separation of data points detected.				*	WARNING: The relative Hessian convergence criterion of 18.712481801 is greater than the limit of 0.0001. The convergence is questionable.			NE		Algorithm converged.	NE	NE	NE		NE		Algorithm converged.	NE	NE
Infections and infestations	Furuncle	1-2	187	37.8	0	0.0	187	37.6	0	0.0	NE			NE	NE	NE		NE	NE	NE	NE		NE	NE	NE	NE	NE	NE		NE	NE	NE
Infections and infestations	Furuncle	3	196	39.6	1	0.5	186	37.3	0	0.0		*	Quasi-complete separation of data points detected.				*	ERROR: The mean parameter is either invalid or at a limit of its range for some observations.			NE		Algorithm converged.	NE	NE	NE		NE		Algorithm converged.	NE	NE
Infections and infestations	Furuncle	4-5	112	22.6	0	0.0	125	25.1	0	0.0	NE			NE	NE	NE		NE	NE	NE	NE		NE	NE	NE	NE		NE		NE	NE	NE
Infections and infestations	Gastroenteritis	1-2	187	37.8	1	0.5	187	37.6	0	0.0		*	Quasi-complete separation of data points detected.				*	ERROR: The mean parameter is either invalid or at a limit of its range for some observations.			NE		Algorithm converged.	NE	NE	NE	NE	NE		Algorithm converged.	NE	NE
Infections and infestations	Gastroenteritis	3	196	39.6	0	0.0	186	37.3	0	0.0	NE			NE	NE	NE		NE	NE	NE	NE		NE	NE	NE	NE		NE		NE	NE	NE
Infections and infestations	Gastroenteritis	4-5	112	22.6	0	0.0	125	25.1	0	0.0	NE			NE	NE	NE		NE	NE	NE	NE		NE	NE	NE	NE		NE		NE	NE	NE
Infections and infestations	Gastroenteritis viral	1-2	187	37.8	1	0.5	187	37.6	0	0.0		*	Quasi-complete separation of data points detected.				*	ERROR: The mean parameter is either invalid or at a limit of its range for some observations.			NE		Algorithm converged.	NE	NE	NE	NE	NE		Algorithm converged.	NE	NE
Infections and infestations	Gastroenteritis viral	3	196	39.6	0	0.0	186	37.3	0	0.0	NE			NE	NE	NE		NE	NE	NE	NE		NE	NE	NE	NE		NE		NE	NE	NE
Infections and infestations	Gastroenteritis viral	4-5	112	22.6	0	0.0	125	25.1	0	0.0	NE			NE	NE	NE		NE	NE	NE	NE		NE	NE	NE	NE		NE		NE	NE	NE
Infections and infestations	Gastrointestinal candidiasis	1-2	187	37.8	1	0.5	187	37.6	0	0.0		*	Quasi-complete separation of data points detected.				*	ERROR: The mean parameter is either invalid or at a limit of its range for some observations.			NE		Algorithm converged.	NE	NE	NE	NE	NE		Algorithm converged.	NE	NE
Infections and infestations	Gastrointestinal candidiasis	3	196	39.6	0	0.0	186	37.3	0	0.0	NE			NE	NE	NE		NE	NE	NE	NE		NE	NE	NE	NE		NE		NE	NE	NE
Infections and infestations	Gastrointestinal candidiasis	4-5	112	22.6	0	0.0	125	25.1	0	0.0	NE			NE	NE	NE		NE	NE	NE	NE		NE	NE	NE	NE		NE		NE	NE	NE
Infections and infestations	Gastrointestinal infection	1-2	187	37.8	0	0.0	187	37.6	0	0.0	NE			NE	NE	NE		NE	NE	NE	NE		NE	NE	NE	NE	NE	NE		NE	NE	NE
Infections and infestations	Gastrointestinal infection	3	196	39.6	0	0.0	186	37.3	0	0.0	NE			NE	NE	NE		NE	NE	NE	NE		NE	NE	NE	NE		NE		NE	NE	NE
Infections and infestations	Gastrointestinal infection	4-5	112	22.6	1	0.9	125	25.1	0	0.0		*	Quasi-complete separation of data points detected.				*	WARNING: The relative Hessian convergence criterion of 18.712481867 is greater than the limit of 0.0001. The convergence is questionable.			NE		Algorithm converged.	NE	NE	NE		NE		Algorithm converged.	NE	NE
Infections and infestations	Genital herpes	1-2	187	37.8	0	0.0	187	37.6	1	0.5		*	Quasi-complete separation of data points detected.				*	ERROR: Error in computing the link function, its derivatives, or the variance function.			0.00		Algorithm converged.	0.00	NE	0.9999	NE	>999.99		Algorithm converged.	0.00	NE
Infections and infestations	Genital herpes	3	196	39.6	0	0.0	186	37.3	0	0.0	NE			NE	NE	NE		NE	NE	NE	NE		NE	NE	NE	NE		NE		NE	NE	NE
Infections and infestations	Genital herpes	4-5	112	22.6	0	0.0	125	25.1	0	0.0	NE			NE	NE	NE		NE	NE	NE	NE		NE	NE	NE	NE		NE		NE	NE	NE
Infections and infestations	Genital infection fungal	1-2	187	37.8	0	0.0	187	37.6	0	0.0	NE			NE	NE	NE		NE	NE	NE	NE		NE	NE	NE	NE	NE	NE		NE	NE	NE
Infections and infestations	Genital infection fungal	3	196	39.6	0	0.0	186	37.3	1	0.5		*	Quasi-complete separation of data points detected.				*	ERROR: Error in computing the link function, its derivatives, or the variance function.			0.00		Algorithm converged.	0.00	NE	1.0000		>999.99		Algorithm converged.	0.00	NE
Infections and infestations	Genital infection fungal	4-5	112	22.6	0	0.0	125	25.1	0	0.0	NE			NE	NE	NE		NE	NE	NE	NE		NE	NE	NE	NE		NE		NE	NE	NE
Infections and infestations	Genitourinary tract infection	1-2	187	37.8	0	0.0	187	37.6	0	0.0	NE			NE	NE	NE		NE	NE	NE	NE		NE	NE	NE	NE	NE	NE		NE	NE	NE
Infections and infestations	Genitourinary tract infection	3	196	39.6	0	0.0	186	37.3	0	0.0	NE			NE	NE	NE		NE	NE	NE	NE		NE	NE	NE	NE		NE		NE	NE	NE
Infections and infestations	Genitourinary tract infection	4-5	112	22.6	0	0.0	125	25.1	1	0.8		*	Quasi-complete separation of data points detected.				*	WARNING: The relative Hessian convergence criterion of 16.316112867 is greater than the limit of 0.0001. The convergence is questionable.			0.00		Algorithm converged.	0.00	NE	0.9999		>999.99		Algorithm converged.	0.00	NE
Infections and infestations	Gingival abscess	1-2	187	37.8	0	0.0	187	37.6	0	0.0	NE			NE	NE	NE		NE	NE	NE	NE		NE	NE	NE	NE	NE	NE		NE	NE	NE
Infections and infestations	Gingival abscess	3	196	39.6	0	0.0	186	37.3	1	0.5		*	Quasi-complete separation of data points detected.				*	ERROR: Error in computing the link function, its derivatives, or the variance function.			0.00		Algorithm converged.	0.00	NE	1.0000		>999.99		Algorithm converged.	0.00	NE
Infections and infestations	Gingival abscess	4-5	112	22.6	0	0.0	125	25.1	0	0.0	NE			NE	NE	NE		NE	NE	NE	NE		NE	NE	NE	NE		NE		NE	NE	NE
Infections and infestations	Gingivitis	1-2	187	37.8	0	0.0	187	37.6	2	1.1		*	Quasi-complete separation of data points detected.				*	ERROR: Error in computing the link function, its derivatives, or the variance function.			0.00		Algorithm converged.	0.00	NE	0.9999	NE	>999.99		Algorithm converged.	0.00	NE
Infections and infestations	Gingivitis	3	196	39.6	0	0.0	186	37.3	0	0.0	NE			NE	NE	NE		NE	NE	NE	NE		NE	NE	NE	NE		NE		NE	NE	NE
Infections and infestations	Gingivitis	4-5	112	22.6	1	0.9	125	25.1	0	0.0		*	Quasi-complete separation of data points detected.				*	WARNING: The relative Hessian convergence criterion of 18.712481934 is greater than the limit of 0.0001. The convergence is questionable.			NE		Algorithm converged.	NE	NE	NE		NE		Algorithm converged.	NE	NE
Infections and infestations	Groin infection	1-2	187	37.8	0	0.0	187	37.6	0	0.0	NE			NE	NE	NE		NE	NE	NE	NE		NE	NE	NE	NE	NE	NE		NE	NE	NE
Infections and infestations	Groin infection	3	196	39.6	1	0.5	186	37.3	0	0.0		*	Quasi-complete separation of data points detected.				*	ERROR: The mean parameter is either invalid or at a limit of its range for some observations.			NE		Algorithm converged.	NE	NE	NE		NE		Algorithm converged.	NE	NE
Infections and infestations	Groin infection	4-5	112	22.6	0	0.0	125	25.1	0	0.0	NE			NE	NE	NE		NE	NE	NE	NE		NE	NE	NE	NE		NE		NE	NE	NE
Infections and infestations	Helicobacter gastritis	1-2	187	37.8	1	0.5	187	37.6	0	0.0		*	Quasi-complete separation of data points detected.				*	ERROR: The mean parameter is either invalid or at a limit of its range for some observations.			NE		Algorithm converged.	NE	NE	NE	NE	NE		Algorithm converged.	NE	NE
Infections and infestations	Helicobacter gastritis	3	196	39.6	0	0.0	186	37.3	0	0.0	NE			NE	NE	NE		NE	NE	NE	NE		NE	NE	NE	NE		NE		NE	NE	NE
Infections and infestations	Helicobacter gastritis	4-5	112	22.6	1	0.9	125	25.1	1	0.8	1.12		Convergence criterion (GCONV=1E-8) satisfied.	0.07	18.07	0.001		Algorithm converged.	-0.022	0.024	1.12		Algorithm converged.	0.07	17.63	0.9378		0.90		Algorithm converged.	0.06	14.16
Infections and infestations	Hepatitis B	1-2	187	37.8	0	0.0	187	37.6	1	0.5		*	Quasi-complete separation of data points detected.				*	ERROR: Error in computing the link function, its derivatives, or the variance function.			0.00		Algorithm converged.	0.00	NE	0.9999	NE	>999.99		Algorithm converged.	0.00	NE
Infections and infestations	Hepatitis B	3	196	39.6	0	0.0	186	37.3	2	1.1		*	Quasi-complete separation of data points detected.				*	ERROR: Error in computing the link function, its derivatives, or the variance function.			0.00		Algorithm converged.	0.00	NE	0.9999		>999.99		Algorithm converged.	0.00	NE
Infections and infestations	Hepatitis B	4-5	112	22.6	0	0.0	125	25.1	0	0.0	NE			NE	NE	NE		NE	NE	NE	NE		NE	NE	NE	NE		NE		NE	NE	NE
Infections and infestations	Hepatitis B reactivation	1-2	187	37.8	0	0.0	187	37.6	0	0.0	NE			NE	NE	NE		NE	NE	NE	NE		NE	NE	NE	NE	NE	NE		NE	NE	NE
Infections and infestations	Hepatitis B reactivation	3	196	39.6	0	0.0	186	37.3	1	0.5		*	Quasi-complete separation of data points detected.				*	ERROR: Error in computing the link function, its derivatives, or the variance function.			0.00		Algorithm converged.	0.00	NE	1.0000		>999.99		Algorithm converged.	0.00	NE
Infections and infestations	Hepatitis B reactivation	4-5	112	22.6	0	0.0	125	25.1	0	0.0	NE			NE	NE	NE		NE	NE	NE	NE		NE	NE	NE	NE		NE		NE	NE	NE
Infections and infestations	Herpes simplex	1-2	187	37.8	0	0.0	187	37.6	1	0.5		*	Quasi-complete separation of data points detected.				*	ERROR: Error in computing the link function, its derivatives, or the variance function.			0.00		Algorithm converged.	0.00	NE	0.9999	0.6022	>999.99		Algorithm converged.	0.00	NE
Infections and infestations	Herpes simplex	3	196	39.6	1	0.5	186	37.3	1	0.5	0.95		Convergence criterion (GCONV=1E-8) satisfied.	0.06	15.28	0.000		Algorithm converged.	-0.015	0.014	0.95		Algorithm converged.	0.06	15.06	0.9704		1.05		Algorithm converged.	0.07	16.72
Infections and infestations	Herpes simplex	4-5	112	22.6	0	0.0	125	25.1	0	0.0	NE			NE	NE	NE		NE	NE	NE	NE		NE	NE	NE	NE		NE		NE	NE	NE
Infections and infestations	Herpes simplex reactivation	1-2	187	37.8	0	0.0	187	37.6	0	0.0	NE			NE	NE	NE		NE	NE	NE	NE		NE	NE	NE	NE	NE	NE		NE	NE	NE
Infections and infestations	Herpes simplex reactivation	3	196	39.6	0	0.0	186	37.3	0	0.0	NE			NE	NE	NE		NE	NE	NE	NE		NE	NE	NE	NE		NE		NE	NE	NE
Infections and infestations	Herpes simplex reactivation	4-5	112	22.6	1	0.9	125	25.1	0	0.0		*	Quasi-complete separation of data points detected.				*	WARNING: The relative Hessian convergence criterion of 18.712481867 is greater than the limit of 0.0001. The convergence is questionable.			NE		Algorithm converged.	NE	NE	NE		NE		Algorithm converged.	NE	NE
Infections and infestations	Herpes virus infection	1-2	187	37.8	1	0.5	187	37.6	0	0.0		*	Quasi-complete separation of data points detected.				*	WARNING: Negative of Hessian not positive definite.			NE		Algorithm converged.	NE	NE	NE	0.5815	NE		Algorithm converged.	NE	NE
Infections and infestations	Herpes virus infection	3	196	39.6	1	0.5	186	37.3	1	0.5	0.95		Convergence criterion (GCONV=1E-8) satisfied.	0.06	15.28	0.000		Algorithm converged.	-0.015	0.014	0.95		Algorithm converged.	0.06	15.06	0.9704		1.05		Algorithm converged.	0.07	16.72
Infections and infestations	Herpes virus infection	4-5	112	22.6	0	0.0	125	25.1	0	0.0	NE			NE	NE	NE		NE	NE	NE	NE		NE	NE	NE	NE		NE		NE	NE	NE
Infections and infestations	Herpes zoster	1-2	187	37.8	6	3.2	187	37.6	2	1.1	3.07		Convergence criterion (GCONV=1E-8) satisfied.	0.61	15.39	0.021		Algorithm converged.	-0.008	0.051	3.00		Algorithm converged.	0.61	14.67	0.1750	0.0629	0.33		Algorithm converged.	0.07	1.63
Infections and infestations	Herpes zoster	3	196	39.6	1	0.5	186	37.3	4	2.2	0.23		Convergence criterion (GCONV=1E-8) satisfied.	0.03	2.11	-0.016		Algorithm converged.	-0.040	0.007	0.24		Algorithm converged.	0.03	2.10	0.1963		4.22		Algorithm converged.	0.48	37.37
Infections and infestations	Herpes zoster	4-5	112	22.6	0	0.0	125	25.1	1	0.8		*	Quasi-complete separation of data points detected.				*	WARNING: The relative Hessian convergence criterion of 16.316112867 is greater than the limit of 0.0001. The convergence is questionable.			0.00		Algorithm converged.	0.00	NE	0.9999		>999.99		Algorithm converged.	0.00	NE
Infections and infestations	Hordeolum	1-2	187	37.8	2	1.1	187	37.6	0	0.0		*	Quasi-complete separation of data points detected.				*	WARNING: Negative of Hessian not positive definite.			NE		Algorithm converged.	NE	NE	NE	NE	NE		Algorithm converged.	NE	NE
Infections and infestations	Hordeolum	3	196	39.6	0	0.0	186	37.3	0	0.0	NE			NE	NE	NE		NE	NE	NE	NE		NE	NE	NE	NE		NE		NE	NE	NE
Infections and infestations	Hordeolum	4-5	112	22.6	0	0.0	125	25.1	0	0.0	NE			NE	NE	NE		NE	NE	NE	NE		NE	NE	NE	NE		NE		NE	NE	NE
Infections and infestations	Infection	1-2	187	37.8	3	1.6	187	37.6	1	0.5	3.03		Convergence criterion (GCONV=1E-8) satisfied.	0.31	29.41	0.011		Algorithm converged.	-0.010	0.032	3.00		Algorithm converged.	0.31	28.58	0.3394	0.2539	0.33		Algorithm converged.	0.03	3.18
Infections and infestations	Infection	3	196	39.6	3	1.5	186	37.3	3	1.6	0.95		Convergence criterion (GCONV=1E-8) satisfied.	0.19	4.76	-0.001		Algorithm converged.	-0.026	0.024	0.95		Algorithm converged.	0.19	4.64	0.9485		1.05		Algorithm converged.	0.22	5.16
Infections and infestations	Infection	4-5	112	22.6	2	1.8	125	25.1	0	0.0		*	Quasi-complete separation of data points detected.				*	ERROR: The mean parameter is either invalid or at a limit of its range for some observations.			NE		Algorithm converged.	NE	NE	NE		NE		Algorithm converged.	NE	NE
Infections and infestations	Influenza	1-2	187	37.8	4	2.1	187	37.6	1	0.5	4.07		Convergence criterion (GCONV=1E-8) satisfied.	0.45	36.72	0.016		Algorithm converged.	-0.007	0.039	4.00		Algorithm converged.	0.45	35.45	0.2130	0.7061	0.25		Algorithm converged.	0.03	2.22
Infections and infestations	Influenza	3	196	39.6	1	0.5	186	37.3	1	0.5	0.95		Convergence criterion (GCONV=1E-8) satisfied.	0.06	15.28	0.000		Algorithm converged.	-0.015	0.014	0.95		Algorithm converged.	0.06	15.06	0.9704		1.05		Algorithm converged.	0.07	16.72
Infections and infestations	Influenza	4-5	112	22.6	3	2.7	125	25.1	1	0.8	3.41		Convergence criterion (GCONV=1E-8) satisfied.	0.35	33.28	0.019		Algorithm converged.	-0.015	0.053	3.35		Algorithm converged.	0.35	31.73	0.2922		0.30		Algorithm converged.	0.03	2.83
Infections and infestations	Intervertebral discitis	1-2	187	37.8	0	0.0	187	37.6	0	0.0	NE			NE	NE	NE		NE	NE	NE	NE		NE	NE	NE	NE	NE	NE		NE	NE	NE
Infections and infestations	Intervertebral discitis	3	196	39.6	0	0.0	186	37.3	0	0.0	NE			NE	NE	NE		NE	NE	NE	NE		NE	NE	NE	NE		NE		NE	NE	NE
Infections and infestations	Intervertebral discitis	4-5	112	22.6	0	0.0	125	25.1	1	0.8		*	Quasi-complete separation of data points detected.				*	WARNING: The relative Hessian convergence criterion of 16.316112867 is greater than the limit of 0.0001. The convergence is questionable.			0.00		Algorithm converged.	0.00	NE	0.9999		>999.99		Algorithm converged.	0.00	NE
Infections and infestations	Keratitis viral	1-2	187	37.8	0	0.0	187	37.6	1	0.5		*	Quasi-complete separation of data points detected.				*	ERROR: Error in computing the link function, its derivatives, or the variance function.			0.00		Algorithm converged.	0.00	NE	0.9999	NE	>999.99		Algorithm converged.	0.00	NE
Infections and infestations	Keratitis viral	3	196	39.6	0	0.0	186	37.3	0	0.0	NE			NE	NE	NE		NE	NE	NE	NE		NE	NE	NE	NE		NE		NE	NE	NE
Infections and infestations	Keratitis viral	4-5	112	22.6	0	0.0	125	25.1	0	0.0	NE			NE	NE	NE		NE	NE	NE	NE		NE	NE	NE	NE		NE		NE	NE	NE
Infections and infestations	Klebsiella sepsis	1-2	187	37.8	0	0.0	187	37.6	1	0.5		*	Quasi-complete separation of data points detected.				*	ERROR: Error in computing the link function, its derivatives, or the variance function.			0.00		Algorithm converged.	0.00	NE	0.9999	NE	>999.99		Algorithm converged.	0.00	NE
Infections and infestations	Klebsiella sepsis	3	196	39.6	0	0.0	186	37.3	0	0.0	NE			NE	NE	NE		NE	NE	NE	NE		NE	NE	NE	NE		NE		NE	NE	NE
Infections and infestations	Klebsiella sepsis	4-5	112	22.6	0	0.0	125	25.1	0	0.0	NE			NE	NE	NE		NE	NE	NE	NE		NE	NE	NE	NE		NE		NE	NE	NE
Infections and infestations	Large intestine infection	1-2	187	37.8	0	0.0	187	37.6	0	0.0	NE			NE	NE	NE		NE	NE	NE	NE		NE	NE	NE	NE	NE	NE		NE	NE	NE
Infections and infestations	Large intestine infection	3	196	39.6	0	0.0	186	37.3	0	0.0	NE			NE	NE	NE		NE	NE	NE	NE		NE	NE	NE	NE		NE		NE	NE	NE

Infections and infestations	Large intestine infection	4-5	112	22.6	0	0.0	125	25.1	1	0.8		*	Quasi-complete separation of data points detected.				*	WARNING: The relative Hessian convergence criterion of 16.31611281 is greater than the limit of 0.0001. The convergence is questionable.			0.00		Algorithm converged.	0.00	NE	0.9999		>999.99		Algorithm converged.	0.00	NE
Infections and infestations	Laryngitis	1-2	187	37.8	0	0.0	187	37.6	0	0.0	NE			NE	NE	NE		NE	NE	NE	NE		NE	NE	NE	NE	NE	NE		NE	NE	NE
Infections and infestations	Laryngitis	3	196	39.6	1	0.5	186	37.3	0	0.0		*	Quasi-complete separation of data points detected.				*	ERROR: The mean parameter is either invalid or at a limit of its range for some observations.			NE		Algorithm converged.	NE	NE	NE		NE		Algorithm converged.	NE	NE
Infections and infestations	Laryngitis	4-5	112	22.6	0	0.0	125	25.1	1	0.8		*	Quasi-complete separation of data points detected.				*	WARNING: The relative Hessian convergence criterion of 16.316112867 is greater than the limit of 0.0001. The convergence is questionable.			0.00		Algorithm converged.	0.00	NE	0.9999		>999.99		Algorithm converged.	0.00	NE
Infections and infestations	Localised infection	1-2	187	37.8	0	0.0	187	37.6	1	0.5		*	Quasi-complete separation of data points detected.				*	ERROR: Error in computing the link function, its derivatives, or the variance function.			0.00		Algorithm converged.	0.00	NE	0.9999	0.1461	>999.99		Algorithm converged.	0.00	NE
Infections and infestations	Localised infection	3	196	39.6	2	1.0	186	37.3	0	0.0		*	Quasi-complete separation of data points detected.				*	ERROR: The mean parameter is either invalid or at a limit of its range for some observations.			NE		Algorithm converged.	NE	NE	NE		NE		Algorithm converged.	NE	NE
Infections and infestations	Localised infection	4-5	112	22.6	1	0.9	125	25.1	1	0.8	1.12		Convergence criterion (GCONV=1E-8) satisfied.	0.07	18.07	0.001		Algorithm converged.	-0.022	0.024	1.12		Algorithm converged.	0.07	17.63	0.9378		0.90		Algorithm converged.	0.06	14.16
Infections and infestations	Lower respiratory tract infection	1-2	187	37.8	0	0.0	187	37.6	0	0.0	NE			NE	NE	NE		NE	NE	NE	NE		NE	NE	NE	NE	NE	NE		NE	NE	NE
Infections and infestations	Lower respiratory tract infection	3	196	39.6	0	0.0	186	37.3	1	0.5		*	Quasi-complete separation of data points detected.				*	ERROR: Error in computing the link function, its derivatives, or the variance function.			0.00		Algorithm converged.	0.00	NE	1.0000		>999.99		Algorithm converged.	0.00	NE
Infections and infestations	Lower respiratory tract infection	4-5	112	22.6	0	0.0	125	25.1	0	0.0	NE			NE	NE	NE		NE	NE	NE	NE		NE	NE	NE	NE		NE		NE	NE	NE
Infections and infestations	Lymph gland infection	1-2	187	37.8	1	0.5	187	37.6	0	0.0		*	Quasi-complete separation of data points detected.				*	WARNING: Negative of Hessian not positive definite.			NE		Algorithm converged.	NE	NE	NE	NE	NE		Algorithm converged.	NE	NE
Infections and infestations	Lymph gland infection	3	196	39.6	0	0.0	186	37.3	0	0.0	NE			NE	NE	NE		NE	NE	NE	NE		NE	NE	NE	NE		NE		NE	NE	NE
Infections and infestations	Lymph gland infection	4-5	112	22.6	0	0.0	125	25.1	0	0.0	NE			NE	NE	NE		NE	NE	NE	NE		NE	NE	NE	NE		NE		NE	NE	NE
Infections and infestations	Mediastinitis	1-2	187	37.8	1	0.5	187	37.6	0	0.0		*	Quasi-complete separation of data points detected.				*	ERROR: The mean parameter is either invalid or at a limit of its range for some observations.			NE		Algorithm converged.	NE	NE	NE	NE	NE		Algorithm converged.	NE	NE
Infections and infestations	Mediastinitis	3	196	39.6	0	0.0	186	37.3	0	0.0	NE			NE	NE	NE		NE	NE	NE	NE		NE	NE	NE	NE		NE		NE	NE	NE
Infections and infestations	Mediastinitis	4-5	112	22.6	0	0.0	125	25.1	0	0.0	NE			NE	NE	NE		NE	NE	NE	NE		NE	NE	NE	NE		NE		NE	NE	NE
Infections and infestations	Nail infection	1-2	187	37.8	1	0.5	187	37.6	1	0.5	1.00		Convergence criterion (GCONV=1E-8) satisfied.	0.06	16.11	0.000		Algorithm converged.	-0.015	0.015	1.00		Algorithm converged.	0.06	15.87	1.0000	0.3865	1.00		Algorithm converged.	0.06	15.87
Infections and infestations	Nail infection	3	196	39.6	1	0.5	186	37.3	2	1.1	0.47		Convergence criterion (GCONV=1E-8) satisfied.	0.04	5.25	-0.006		Algorithm converged.	-0.024	0.012	0.47		Algorithm converged.	0.04	5.19	0.5413		2.11		Algorithm converged.	0.19	23.05
Infections and infestations	Nail infection	4-5	112	22.6	1	0.9	125	25.1	0	0.0		*	Quasi-complete separation of data points detected.				*	WARNING: The relative Hessian convergence criterion of 18.712481934 is greater than the limit of 0.0001. The convergence is questionable.			NE		Algorithm converged.	NE	NE	NE		NE		Algorithm converged.	NE	NE
Infections and infestations	Nasopharyngitis	1-2	187	37.8	6	3.2	187	37.6	6	3.2	1.00		Convergence criterion (GCONV=1E-8) satisfied.	0.32	3.16	0.000		Algorithm converged.	-0.036	0.036	1.00		Algorithm converged.	0.33	3.04	1.0000	0.0578	1.00		Algorithm converged.	0.33	3.04
Infections and infestations	Nasopharyngitis	3	196	39.6	5	2.6	186	37.3	10	5.4	0.46		Convergence criterion (GCONV=1E-8) satisfied.	0.15	1.37	-0.028		Algorithm converged.	-0.067	0.011	0.47		Algorithm converged.	0.17	1.36	0.1659		2.11		Algorithm converged.	0.73	6.05
Infections and infestations	Nasopharyngitis	4-5	112	22.6	7	6.3	125	25.1	2	1.6	4.10		Convergence criterion (GCONV=1E-8) satisfied.	0.83	20.16	0.047		Algorithm converged.	-0.003	0.096	3.91		Algorithm converged.	0.83	18.42	0.0850		0.26		Algorithm converged.	0.05	1.21
Infections and infestations	Neutropenic sepsis	1-2	187	37.8	1	0.5	187	37.6	0	0.0		*	Quasi-complete separation of data points detected.				*	WARNING: Negative of Hessian not positive definite.			NE		Algorithm converged.	NE	NE	NE	0.1612	NE		Algorithm converged.	NE	NE
Infections and infestations	Neutropenic sepsis	3	196	39.6	1	0.5	186	37.3	0	0.0		*	Quasi-complete separation of data points detected.				*	ERROR: The mean parameter is either invalid or at a limit of its range for some observations.			NE		Algorithm converged.	NE	NE	NE		NE		Algorithm converged.	NE	NE
Infections and infestations	Neutropenic sepsis	4-5	112	22.6	0	0.0	125	25.1	1	0.8		*	Quasi-complete separation of data points detected.				*	WARNING: The relative Hessian convergence criterion of 16.316112867 is greater than the limit of 0.0001. The convergence is questionable.			0.00		Algorithm converged.	0.00	NE	0.9999		>999.99		Algorithm converged.	0.00	NE
Infections and infestations	Oesophageal candidiasis	1-2	187	37.8	1	0.5	187	37.6	0	0.0		*	Quasi-complete separation of data points detected.				*	WARNING: Negative of Hessian not positive definite.			NE		Algorithm converged.	NE	NE	NE	NE	NE		Algorithm converged.	NE	NE
Infections and infestations	Oesophageal candidiasis	3	196	39.6	0	0.0	186	37.3	0	0.0	NE			NE	NE	NE		NE	NE	NE	NE		NE	NE	NE	NE		NE		NE	NE	NE
Infections and infestations	Oesophageal candidiasis	4-5	112	22.6	0	0.0	125	25.1	0	0.0	NE			NE	NE	NE		NE	NE	NE	NE		NE	NE	NE	NE		NE		NE	NE	NE
Infections and infestations	Onychomycosis	1-2	187	37.8	1	0.5	187	37.6	3	1.6	0.33		Convergence criterion (GCONV=1E-8) satisfied.	0.03	3.20	-0.011		Algorithm converged.	-0.032	0.010	0.33		Algorithm converged.	0.03	3.18	0.3394	0.3043	3.00		Algorithm converged.	0.31	28.58
Infections and infestations	Onychomycosis	3	196	39.6	2	1.0	186	37.3	3	1.6	0.63		Convergence criterion (GCONV=1E-8) satisfied.	0.10	3.81	-0.006		Algorithm converged.	-0.029	0.017	0.63		Algorithm converged.	0.11	3.74	0.6138		1.58		Algorithm converged.	0.27	9.35
Infections and infestations	Onychomycosis	4-5	112	22.6	1	0.9	125	25.1	0	0.0		*	Quasi-complete separation of data points detected.				*	ERROR: Error in computing the link function, its derivatives, or the variance function.			NE		Algorithm converged.	NE	NE	NE		NE		Algorithm converged.	NE	NE
Infections and infestations	Oral candidiasis	1-2	187	37.8	2	1.1	187	37.6	5	2.7	0.39		Convergence criterion (GCONV=1E-8) satisfied.	0.08	2.05	-0.016		Algorithm converged.	-0.043	0.011	0.40		Algorithm converged.	0.08	2.04	0.2697	0.2721	2.50		Algorithm converged.	0.49	12.72
Infections and infestations	Oral candidiasis	3	196	39.6	3	1.5	186	37.3	3	1.6	0.95		Convergence criterion (GCONV=1E-8) satisfied.	0.19	4.76	-0.001		Algorithm converged.	-0.026	0.024	0.95		Algorithm converged.	0.19	4.64	0.9485		1.05		Algorithm converged.	0.22	5.16
Infections and infestations	Oral candidiasis	4-5	112	22.6	3	2.7	125	25.1	1	0.8	3.41		Convergence criterion (GCONV=1E-8) satisfied.	0.35	33.28	0.019		Algorithm converged.	-0.015	0.053	3.35		Algorithm converged.	0.35	31.73	0.2922		0.30		Algorithm converged.	0.03	2.83
Infections and infestations	Oral fungal infection	1-2	187	37.8	0	0.0	187	37.6	1	0.5		*	Quasi-complete separation of data points detected.				*	ERROR: Error in computing the link function, its derivatives, or the variance function.			0.00		Algorithm converged.	0.00	NE	0.9999	0.5273	>999.99		Algorithm converged.	0.00	NE
Infections and infestations	Oral fungal infection	3	196	39.6	0	0.0	186	37.3	0	0.0	NE			NE	NE	NE		NE	NE	NE	NE		NE	NE	NE	NE		NE		NE	NE	NE
Infections and infestations	Oral fungal infection	4-5	112	22.6	2	1.8	125	25.1	2	1.6	1.12		Convergence criterion (GCONV=1E-8) satisfied.	0.15	8.07	0.002		Algorithm converged.	-0.031	0.035	1.12		Algorithm converged.	0.16	7.79	0.9118		0.90		Algorithm converged.	0.13	6.26
Infections and infestations	Oral herpes	1-2	187	37.8	4	2.1	187	37.6	3	1.6	1.34		Convergence criterion (GCONV=1E-8) satisfied.	0.30	6.07	0.005		Algorithm converged.	-0.022	0.033	1.33		Algorithm converged.	0.30	5.88	0.7038	0.5249	0.75		Algorithm converged.	0.17	3.31
Infections and infestations	Oral herpes	3	196	39.6	2	1.0	186	37.3	1	0.5	1.91		Convergence criterion (GCONV=1E-8) satisfied.	0.17	21.21	0.005		Algorithm converged.	-0.013	0.022	1.90		Algorithm converged.	0.17	20.76	0.5996		0.53		Algorithm converged.	0.05	5.76
Infections and infestations	Oral herpes	4-5	112	22.6	1	0.9	125	25.1	3	2.4	0.37		Convergence criterion (GCONV=1E-8) satisfied.	0.04	3.57	-0.015		Algorithm converged.	-0.047	0.017	0.37		Algorithm converged.	0.04	3.53	0.3888		2.69		Algorithm converged.	0.28	25.47
Infections and infestations	Osteomyelitis	1-2	187	37.8	0	0.0	187	37.6	0	0.0	NE			NE	NE	NE		NE	NE	NE	NE		NE	NE	NE	NE	NE	NE		NE	NE	NE
Infections and infestations	Osteomyelitis	3	196	39.6	0	0.0	186	37.3	0	0.0	NE			NE	NE	NE		NE	NE	NE	NE		NE	NE	NE	NE		NE		NE	NE	NE
Infections and infestations	Osteomyelitis	4-5	112	22.6	1	0.9	125	25.1	0	0.0		*	Quasi-complete separation of data points detected.				*	WARNING: The relative Hessian convergence criterion of 18.712481867 is greater than the limit of 0.0001. The convergence is questionable.			NE		Algorithm converged.	NE	NE	NE		NE		Algorithm converged.	NE	NE
Infections and infestations	Otitis media	1-2	187	37.8	2	1.1	187	37.6	2	1.1	1.00		Convergence criterion (GCONV=1E-8) satisfied.	0.14	7.17	0.000		Algorithm converged.	-0.021	0.021	1.00		Algorithm converged.	0.14	7.02	1.0000	NE	1.00		Algorithm converged.	0.14	7.02
Infections and infestations	Otitis media	3	196	39.6	0	0.0	186	37.3	1	0.5		*	Quasi-complete separation of data points detected.				*	ERROR: Error in computing the link function, its derivatives, or the variance function.			0.00		Algorithm converged.	0.00	NE	1.0000		>999.99		Algorithm converged.	0.00	NE
Infections and infestations	Otitis media	4-5	112	22.6	0	0.0	125	25.1	0	0.0	NE			NE	NE	NE		NE	NE	NE	NE		NE	NE	NE	NE		NE		NE	NE	NE
Infections and infestations	Papilloma viral infection	1-2	187	37.8	0	0.0	187	37.6	0	0.0	NE			NE	NE	NE		NE	NE	NE	NE		NE	NE	NE	NE	NE	NE		NE	NE	NE
Infections and infestations	Papilloma viral infection	3	196	39.6	1	0.5	186	37.3	0	0.0		*	Quasi-complete separation of data points detected.				*	ERROR: The mean parameter is either invalid or at a limit of its range for some observations.			NE		Algorithm converged.	NE	NE	NE		NE		Algorithm converged.	NE	NE
Infections and infestations	Papilloma viral infection	4-5	112	22.6	0	0.0	125	25.1	0	0.0	NE			NE	NE	NE		NE	NE	NE	NE		NE	NE	NE	NE		NE		NE	NE	NE
Infections and infestations	Paronychia	1-2	187	37.8	0	0.0	187	37.6	1	0.5		*	Quasi-complete separation of data points detected.				*	ERROR: Error in computing the link function, its derivatives, or the variance function.			0.00		Algorithm converged.	0.00	NE	0.9999	0.1151	>999.99		Algorithm converged.	0.00	NE
Infections and infestations	Paronychia	3	196	39.6	1	0.5	186	37.3	0	0.0		*	Quasi-complete separation of data points detected.				*	ERROR: The mean parameter is either invalid or at a limit of its range for some observations.			NE		Algorithm converged.	NE	NE	NE		NE		Algorithm converged.	NE	NE
Infections and infestations	Paronychia	4-5	112	22.6	0	0.0	125	25.1	2	1.6		*	Quasi-complete separation of data points detected.				*	WARNING: The relative Hessian convergence criterion of 10.206215758 is greater than the limit of 0.0001. The convergence is questionable.			0.00		Algorithm converged.	0.00	NE	0.9999		>999.99		Algorithm converged.	0.00	NE
Infections and infestations	Perineal infection	1-2	187	37.8	0	0.0	187	37.6	0	0.0	NE			NE	NE	NE		NE	NE	NE	NE		NE	NE	NE	NE	NE	NE		NE	NE	NE
Infections and infestations	Perineal infection	3	196	39.6	1	0.5	186	37.3	0	0.0		*	Quasi-complete separation of data points detected.				*	ERROR: The mean parameter is either invalid or at a limit of its range for some observations.			NE		Algorithm converged.	NE	NE	NE		NE		Algorithm converged.	NE	NE
Infections and infestations	Perineal infection	4-5	112	22.6	0	0.0	125	25.1	0	0.0	NE			NE	NE	NE		NE	NE	NE	NE		NE	NE	NE	NE		NE		NE	NE	NE
Infections and infestations	Periodontitis	1-2	187	37.8	0	0.0	187	37.6	1	0.5		*	Quasi-complete separation of data points detected.				*	ERROR: Error in computing the link function, its derivatives, or the variance function.			0.00		Algorithm converged.	0.00	NE	0.9999	NE	>999.99		Algorithm converged.	0.00	NE
Infections and infestations	Periodontitis	3	196	39.6	0	0.0	186	37.3	0	0.0	NE			NE	NE	NE		NE	NE	NE	NE		NE	NE	NE	NE		NE		NE	NE	NE
Infections and infestations	Periodontitis	4-5	112	22.6	0	0.0	125	25.1	0	0.0	NE			NE	NE	NE		NE	NE	NE	NE		NE	NE	NE	NE		NE		NE	NE	NE
Infections and infestations	Peritonitis	1-2	187	37.8	0	0.0	187	37.6	0	0.0	NE			NE	NE	NE		NE	NE	NE	NE		NE	NE	NE	NE	NE	NE		NE	NE	NE
Infections and infestations	Peritonitis	3	196	39.6	0	0.0	186	37.3	0	0.0	NE			NE	NE	NE		NE	NE	NE	NE		NE	NE	NE	NE		NE		NE	NE	NE
Infections and infestations	Peritonitis	4-5	112	22.6	0	0.0	125	25.1	1	0.8		*	Quasi-complete separation of data points detected.				*	WARNING: The relative Hessian convergence criterion of 16.316112867 is greater than the limit of 0.0001. The convergence is questionable.			0.00		Algorithm converged.	0.00	NE	0.9999		>999.99		Algorithm converged.	0.00	NE
Infections and infestations	Pharyngitis	1-2	187	37.8	1	0.5	187	37.6	0	0.0		*	Quasi-complete separation of data points detected.				*	WARNING: Negative of Hessian not positive definite.			NE		Algorithm converged.	NE	NE	NE	0.7020	NE		Algorithm converged.	NE	NE
Infections and infestations	Pharyngitis	3	196	39.6	2	1.0	186	37.3	1	0.5	1.91		Convergence criterion (GCONV=1E-8) satisfied.	0.17	21.21	0.005		Algorithm converged.	-0.013	0.022	1.90		Algorithm converged.	0.17	20.76	0.5996		0.53		Algorithm converged.	0.05	5.76
Infections and infestations	Pharyngitis	4-5	112	22.6	0	0.0	125	25.1	0	0.0	NE			NE	NE	NE		NE	NE	NE	NE		NE	NE	NE	NE		NE		NE	NE	NE
Infections and infestations	Pneumocystis jirovecii pneumonia	1-2	187	37.8	0	0.0	187	37.6	0	0.0	NE			NE	NE	NE		NE	NE	NE	NE		NE	NE	NE	NE	0.5593	NE		NE	NE	NE
Infections and infestations	Pneumocystis jirovecii pneumonia	3	196	39.6	1	0.5	186	37.3	1	0.5	0.95		Convergence criterion (GCONV=1E-8) satisfied.	0.06	15.28	0.000		Algorithm converged.	-0.015	0.014	0.95		Algorithm converged.	0.06	15.06	0.9704		1.05		Algorithm converged.	0.07	16.72
Infections and infestations	Pneumocystis jirovecii pneumonia	4-5	112	22.6	1	0.9	125	25.1	0	0.0		*	Quasi-complete separation of data points detected.				*	WARNING: The relative Hessian convergence criterion of 18.712481934 is greater than the limit of 0.0001. The convergence is questionable.			NE		Algorithm converged.	NE	NE	NE		NE		Algorithm converged.	NE	NE
Infections and infestations	Pneumonia	1-2	187	37.8	13	7.0	187	37.6	13	7.0	1.00		Convergence criterion (GCONV=1E-8) satisfied.	0.45	2.22	0.000		Algorithm converged.	-0.052	0.052	1.00		Algorithm converged.	0.48	2.10	1.0000	0.9105	1.00		Algorithm converged.	0.48	2.10
Infections and infestations	Pneumonia	3	196	39.6	21	10.7	186	37.3	20	10.8	1.00		Convergence criterion (GCONV=1E-8) satisfied.	0.52	1.90	0.000		Algorithm converged.	-0.062	0.062	1.00		Algorithm converged.	0.56	1.78	0.9903		1.00		Algorithm converged.	0.56	1.79
Infections and infestations	Pneumonia	4-5	112	22.6	12	10.7	125	25.1	11	8.8	1.24		Convergence criterion (GCONV=1E-8) satisfied.	0.53	2.94	0.019		Algorithm converged.	-0.057	0.095	1.22		Algorithm converged.	0.56	2.65	0.6197		0.82		Algorithm converged.	0.38	1.79
Infections and infestations	Pneumonia bacterial	1-2	187	37.8	1	0.5	187	37.6	0	0.0		*	Quasi-complete separation of data points detected.				*	WARNING: Negative of Hessian not positive definite.			NE		Algorithm converged.	NE	NE	NE	NE	NE		Algorithm converged.	NE	NE
Infections and infestations	Pneumonia bacterial	3	196	39.6	0	0.0	186	37.3	0	0.0	NE			NE	NE	NE		NE	NE	NE	NE		NE	NE	NE	NE		NE		NE	NE	NE
Infections and infestations	Pneumonia bacterial	4-5	112	22.6	0	0.0	125	25.1	0	0.0	NE			NE	NE	NE		NE	NE	NE	NE		NE	NE	NE	NE		NE		NE	NE	NE
Infections and infestations	Pneumonia klebsiella	1-2	187	37.8	0	0.0	187	37.6	0	0.0	NE			NE	NE	NE		NE	NE	NE	NE		NE	NE	NE	NE	NE	NE		NE	NE	NE
Infections and infestations	Pneumonia klebsiella	3	196	39.6	0	0.0	186	37.3	0	0.0	NE			NE	NE	NE		NE	NE	NE	NE		NE	NE	NE	NE		NE		NE	NE	NE
Infections and infestations	Pneumonia klebsiella	4-5	112	22.6	0	0.0	125	25.1	1	0.8		*	Quasi-complete separation of data points detected.				*	WARNING: The relative Hessian convergence criterion of 16.316112867 is greater than the limit of 0.0001. The convergence is questionable.			0.00		Algorithm converged.	0.00	NE	0.9999		>999.99		Algorithm converged.	0.00	NE
Infections and infestations	Pneumonia pneumococcal	1-2	187	37.8	0	0.0	187	37.6	0	0.0	NE			NE	NE	NE		NE	NE	NE	NE		NE	NE	NE	NE	NE	NE		NE	NE	NE
Infections and infestations	Pneumonia pneumococcal	3	196	39.6	1	0.5	186	37.3	0	0.0		*	Quasi-complete separation of data points detected.				*	ERROR: The mean parameter is either invalid or at a limit of its range for some observations.			NE		Algorithm converged.	NE	NE	NE		NE		Algorithm converged.	NE	NE
Infections and infestations	Pneumonia pneumococcal	4-5	112	22.6	0	0.0	125	25.1	0	0.0	NE			NE	NE	NE		NE	NE	NE	NE		NE	NE	NE	NE		NE		NE	NE	NE
Infections and infestations	Pneumonia viral	1-2	187	37.8	1	0.5	187	37.6	0	0.0		*	Quasi-complete separation of data points detected.				*	WARNING: Negative of Hessian not positive definite.			NE		Algorithm converged.	NE	NE	NE	NE	NE		Algorithm converged.	NE	NE
Infections and infestations	Pneumonia viral	3	196	39.6	0	0.0	186	37.3	0	0.0	NE			NE	NE	NE		NE	NE	NE	NE		NE	NE	NE	NE		NE		NE	NE	NE
Infections and infestations	Pneumonia viral	4-5	112	22.6	0	0.0	125	25.1	0	0.0	NE			NE	NE	NE		NE	NE	NE	NE		NE	NE	NE	NE		NE		NE	NE	NE
Infections and infestations	Postoperative wound infection	1-2	187	37.8	0	0.0	187	37.6	2	1.1		*	Quasi-complete separation of data points detected.				*	ERROR: Error in computing the link function, its derivatives, or the variance function.			0.00		Algorithm converged.	0.00	NE	0.9999	NE	>999.99		Algorithm converged.	0.00	NE
Infections and infestations	Postoperative wound infection	3	196	39.6	0	0.0	186	37.3	0	0.0	NE			NE	NE	NE		NE	NE	NE	NE		NE	NE	NE	NE		NE		NE	NE	NE
Infections and infestations	Postoperative wound infection	4-5	112	22.6	0	0.0	125	25.1	0	0.0	NE			NE	NE	NE		NE	NE	NE	NE		NE	NE	NE	NE		NE		NE	NE	NE
Infections and infestations	Proctitis fungal	1-2	187	37.8	0	0.0	187	37.6	0	0.0	NE			NE	NE	NE		NE	NE	NE	NE		NE	NE	NE	NE	NE	NE		NE	NE	NE
Infections and infestations	Proctitis fungal	3	196	39.6	0	0.0	186	37.3	1	0.5		*	Quasi-complete separation of data points detected.				*	ERROR: Error in computing the link function, its derivatives, or the variance function.			0.00		Algorithm converged.	0.00	NE	1.0000		>999.99		Algorithm converged.	0.00	NE
Infections and infestations	Proctitis fungal	4-5	112	22.6	0	0.0	125	25.1	0	0.0	NE			NE	NE	NE		NE	NE	NE	NE		NE	NE	NE	NE		NE		NE	NE	NE
Infections and infestations	Prostate infection	1-2	187	37.8	0	0.0	187	37.6	1	0.5		*	Quasi-complete separation of data points detected.				*	ERROR: Error in computing the link function, its derivatives, or the variance function.			0.00		Algorithm converged.	0.00	NE	0.9999	NE	>999.99		Algorithm converged.	0.00	NE
Infections and infestations	Prostate infection	3	196	39.6	0	0.0	186	37.3	0	0.0	NE			NE	NE	NE		NE	NE	NE	NE		NE	NE	NE	NE		NE		NE	NE	NE
Infections and infestations	Prostate infection	4-5	112	22.6	0	0.0	125	25.1	0	0.0	NE			NE	NE	NE		NE	NE	NE	NE		NE	NE	NE	NE		NE		NE	NE	NE
Infections and infestations	Pseudomonas infection	1-2	187	37.8	0	0.0	187	37.6	1	0.5		*	Quasi-complete separation of data points detected.				*	ERROR: Error in computing the link function, its derivatives, or the variance function.			0.00		Algorithm converged.	0.00	NE	0.9999	NE	>999.99		Algorithm converged.	0.00	NE
Infections and infestations	Pseudomonas infection	3	196	39.6	0	0.0	186	37.3	0	0.0	NE			NE	NE	NE		NE	NE	NE	NE		NE	NE	NE	NE		NE		NE	NE	NE
Infections and infestations	Pseudomonas infection	4-5	112	22.6	0	0.0	125	25.1	0	0.0	NE			NE	NE	NE		NE	NE	NE	NE		NE	NE	NE	NE		NE		NE	NE	NE
Infections and infestations	Rectal abscess	1-2	187	37.8	0	0.0	187	37.6	0	0.0	NE			NE	NE	NE		NE	NE	NE	NE		NE	NE	NE	NE	NE	NE		NE	NE	NE
Infections and infestations	Rectal abscess	3	196	39.6	0	0.0	186	37.3	0	0.0	NE			NE	NE	NE		NE	NE	NE	NE		NE	NE	NE	NE		NE		NE	NE	NE
Infections and infestations	Rectal abscess	4-5	112	22.6	1	0.9	125	25.1	0	0.0		*	Quasi-complete separation of data points detected.				*	ERROR: Error in computing the link function, its derivatives, or the variance function.			NE		Algorithm converged.	NE	NE	NE		NE		Algorithm converged.	NE	NE
Infections and infestations	Respiratory tract infection	1-2	187	37.8	3	1.6	187	37.6	3	1.6	1.00		Convergence criterion (GCONV=1E-8) satisfied.	0.20	5.02	0.000		Algorithm converged.	-0.025	0.025	1.00		Algorithm converged.	0.20	4.89	1.0000	0.6142	1.00		Algorithm converged.	0.20	4.89
Infections and infestations	Respiratory tract infection	3	196	39.6	2	1.0	186	37.3	2	1.1	0.95		Convergence criterion (GCONV=1E-8) satisfied.	0.13	6.80	-0.001		Algorithm converged.	-0.021	0.020	0.95		Algorithm converged.	0.14	6.67	0.9580		1.05		Algorithm converged.	0.15	7.40
Infections and infestations	Respiratory tract infection	4-5	112	22.6	3	2.7	125	25.1	1	0.8	3.41		Convergence criterion (GCONV=1E-8) satisfied.	0.35	33.28	0.019		Algorithm converged.	-0.015	0.053	3.35		Algorithm converged.	0.35	31.73	0.2922		0.30		Algorithm converged.	0.03	2.83
Infections and infestations	Rhinitis	1-2	187	37.8	6	3.2	187	37.6	3	1.6	2.03		Convergence criterion (GCONV=1E-8) satisfied.	0.50	8.25	0.016		Algorithm converged.	-0.015	0.047	2.00		Algorithm converged.	0.51	7.88	0.3217	0.3923	0.50		Algorithm converged.	0.13	1.97
Infections and infestations	Rhinitis	3	196	39.6	6	3.1	186	37.3	6	3.2	0.95		Convergence criterion (GCONV=1E-8) satisfied.	0.30	2.99	-0.002		Algorithm converged.	-0.037	0.033	0.95		Algorithm converged.	0.31	2.89	0.9266		1.05		Algorithm converged.	0.35	3.21
Infections and infestations	Rhinitis	4-5	112	22.6	6	5.4	125	25.1	2	1.6	3.48		Convergence criterion (GCONV=1E-8) satisfied.	0.69	17.61	0.038		Algorithm converged.	-0.010	0.085	3.35		Algorithm converged.	0.69	16.25	0.1338		0.30		Algorithm converged.	0.06	1.45
Infections and infestations	Rhinovirus infection	1-2	187	37.8	1	0.5	187	37.6	0	0.0		*	Quasi-complete separation of data points detected.				*	WARNING: Negative of Hessian not positive definite.			NE		Algorithm converged.	NE	NE	NE	NE	NE		Algorithm converged.	NE	NE

Infections and infestations	Rhinovirus infection	3	196	39.6	0	0.0	186	37.3	0	0.0	NE			NE	NE	NE		NE	NE	NE	NE		NE	NE	NE	NE		NE		NE	NE	NE
Infections and infestations	Rhinovirus infection	4-5	112	22.6	0	0.0	125	25.1	0	0.0	NE			NE	NE	NE		NE	NE	NE	NE		NE	NE	NE	NE		NE		NE	NE	NE
Infections and infestations	Scrotal infection	1-2	187	37.8	0	0.0	187	37.6	0	0.0	NE			NE	NE	NE		NE	NE	NE	NE		NE	NE	NE	NE	NE	NE		NE	NE	NE
Infections and infestations	Scrotal infection	3	196	39.6	0	0.0	186	37.3	1	0.5		*	Quasi-complete separation of data points detected.				*	ERROR: Error in computing the link function, its derivatives, or the variance function.			0.00		Algorithm converged.	0.00	NE	1.0000		>999.99		Algorithm converged.	0.00	NE
Infections and infestations	Scrotal infection	4-5	112	22.6	0	0.0	125	25.1	0	0.0	NE			NE	NE	NE		NE	NE	NE	NE		NE	NE	NE	NE		NE		NE	NE	NE
Infections and infestations	Sepsis	1-2	187	37.8	1	0.5	187	37.6	0	0.0		*	Quasi-complete separation of data points detected.				*	ERROR: The mean parameter is either invalid or at a limit of its range for some observations.			NE		Algorithm converged.	NE	NE	NE	0.3109	NE		Algorithm converged.	NE	NE
Infections and infestations	Sepsis	3	196	39.6	2	1.0	186	37.3	5	2.7	0.37		Convergence criterion (GCONV=1E-8) satisfied.	0.07	1.95	-0.017		Algorithm converged.	-0.044	0.010	0.38		Algorithm converged.	0.07	1.93	0.2434		2.63		Algorithm converged.	0.52	13.41
Infections and infestations	Sepsis	4-5	112	22.6	2	1.8	125	25.1	3	2.4	0.74		Convergence criterion (GCONV=1E-8) satisfied.	0.12	4.51	-0.006		Algorithm converged.	-0.042	0.030	0.74		Algorithm converged.	0.13	4.37	0.7435		1.34		Algorithm converged.	0.23	7.90
Infections and infestations	Septic shock	1-2	187	37.8	0	0.0	187	37.6	0	0.0	NE			NE	NE	NE		NE	NE	NE	NE		NE	NE	NE	NE	NE	NE		NE	NE	NE
Infections and infestations	Septic shock	3	196	39.6	0	0.0	186	37.3	3	1.6		*	Quasi-complete separation of data points detected.				*	ERROR: Error in computing the link function, its derivatives, or the variance function.			0.00		Algorithm converged.	0.00	NE	0.9999		>999.99		Algorithm converged.	0.00	NE
Infections and infestations	Septic shock	4-5	112	22.6	0	0.0	125	25.1	2	1.6		*	Quasi-complete separation of data points detected.				*	WARNING: The relative Hessian convergence criterion of 10.206215758 is greater than the limit of 0.0001. The convergence is questionable.			0.00		Algorithm converged.	0.00	NE	0.9999		>999.99		Algorithm converged.	0.00	NE
Infections and infestations	Sialoadenitis	1-2	187	37.8	0	0.0	187	37.6	0	0.0	NE			NE	NE	NE		NE	NE	NE	NE		NE	NE	NE	NE	NE	NE		NE	NE	NE
Infections and infestations	Sialoadenitis	3	196	39.6	0	0.0	186	37.3	1	0.5		*	Quasi-complete separation of data points detected.				*	ERROR: Error in computing the link function, its derivatives, or the variance function.			0.00		Algorithm converged.	0.00	NE	1.0000		>999.99		Algorithm converged.	0.00	NE
Infections and infestations	Sialoadenitis	4-5	112	22.6	0	0.0	125	25.1	0	0.0	NE			NE	NE	NE		NE	NE	NE	NE		NE	NE	NE	NE		NE		NE	NE	NE
Infections and infestations	Sinusitis	1-2	187	37.8	2	1.1	187	37.6	1	0.5	2.01		Convergence criterion (GCONV=1E-8) satisfied.	0.18	22.37	0.005		Algorithm converged.	-0.013	0.023	2.00		Algorithm converged.	0.18	21.87	0.5700	0.3117	0.50		Algorithm converged.	0.05	5.47
Infections and infestations	Sinusitis	3	196	39.6	2	1.0	186	37.3	2	1.1	0.95		Convergence criterion (GCONV=1E-8) satisfied.	0.13	6.80	-0.001		Algorithm converged.	-0.021	0.020	0.95		Algorithm converged.	0.14	6.67	0.9580		1.05		Algorithm converged.	0.15	7.40
Infections and infestations	Sinusitis	4-5	112	22.6	2	1.8	125	25.1	0	0.0		*	Quasi-complete separation of data points detected.				*	ERROR: Error in computing the link function, its derivatives, or the variance function.			NE		Algorithm converged.	NE	NE	NE		NE		Algorithm converged.	NE	NE
Infections and infestations	Sinusitis bacterial	1-2	187	37.8	1	0.5	187	37.6	0	0.0		*	Quasi-complete separation of data points detected.				*	ERROR: The mean parameter is either invalid or at a limit of its range for some observations.			NE		Algorithm converged.	NE	NE	NE	NE	NE		Algorithm converged.	NE	NE
Infections and infestations	Sinusitis bacterial	3	196	39.6	0	0.0	186	37.3	0	0.0	NE			NE	NE	NE		NE	NE	NE	NE		NE	NE	NE	NE		NE		NE	NE	NE
Infections and infestations	Sinusitis bacterial	4-5	112	22.6	0	0.0	125	25.1	0	0.0	NE			NE	NE	NE		NE	NE	NE	NE		NE	NE	NE	NE		NE		NE	NE	NE
Infections and infestations	Skin infection	1-2	187	37.8	3	1.6	187	37.6	1	0.5	3.03		Convergence criterion (GCONV=1E-8) satisfied.	0.31	29.41	0.011		Algorithm converged.	-0.010	0.032	3.00		Algorithm converged.	0.31	28.58	0.3394	0.9829	0.33		Algorithm converged.	0.03	3.18
Infections and infestations	Skin infection	3	196	39.6	3	1.5	186	37.3	1	0.5	2.88		Convergence criterion (GCONV=1E-8) satisfied.	0.30	27.89	0.010		Algorithm converged.	-0.010	0.030	2.85		Algorithm converged.	0.30	27.13	0.3630		0.35		Algorithm converged.	0.04	3.35
Infections and infestations	Skin infection	4-5	112	22.6	2	1.8	125	25.1	1	0.8	2.25		Convergence criterion (GCONV=1E-8) satisfied.	0.20	25.21	0.010		Algorithm converged.	-0.019	0.039	2.23		Algorithm converged.	0.21	24.28	0.5097		0.45		Algorithm converged.	0.04	4.87
Infections and infestations	Soft tissue infection	1-2	187	37.8	1	0.5	187	37.6	0	0.0		*	Quasi-complete separation of data points detected.				*	WARNING: Negative of Hessian not positive definite.			NE		Algorithm converged.	NE	NE	NE	NE	NE		Algorithm converged.	NE	NE
Infections and infestations	Soft tissue infection	3	196	39.6	0	0.0	186	37.3	0	0.0	NE			NE	NE	NE		NE	NE	NE	NE		NE	NE	NE	NE		NE		NE	NE	NE
Infections and infestations	Soft tissue infection	4-5	112	22.6	0	0.0	125	25.1	0	0.0	NE			NE	NE	NE		NE	NE	NE	NE		NE	NE	NE	NE		NE		NE	NE	NE
Infections and infestations	Staphylococcal infection	1-2	187	37.8	1	0.5	187	37.6	0	0.0		*	Quasi-complete separation of data points detected.				*	WARNING: Negative of Hessian not positive definite.			NE		Algorithm converged.	NE	NE	NE	0.2398	NE		Algorithm converged.	NE	NE
Infections and infestations	Staphylococcal infection	3	196	39.6	1	0.5	186	37.3	2	1.1	0.47		Convergence criterion (GCONV=1E-8) satisfied.	0.04	5.25	-0.006		Algorithm converged.	-0.024	0.012	0.47		Algorithm converged.	0.04	5.19	0.5413		2.11		Algorithm converged.	0.19	23.05
Infections and infestations	Staphylococcal infection	4-5	112	22.6	0	0.0	125	25.1	1	0.8		*	Quasi-complete separation of data points detected.				*	WARNING: The relative Hessian convergence criterion of 16.31611281 is greater than the limit of 0.0001. The convergence is questionable.			0.00		Algorithm converged.	0.00	NE	0.9999		>999.99		Algorithm converged.	0.00	NE
Infections and infestations	Staphylococcal sepsis	1-2	187	37.8	0	0.0	187	37.6	0	0.0	NE			NE	NE	NE		NE	NE	NE	NE		NE	NE	NE	NE	NE	NE		NE	NE	NE
Infections and infestations	Staphylococcal sepsis	3	196	39.6	1	0.5	186	37.3	0	0.0		*	Quasi-complete separation of data points detected.				*	ERROR: The mean parameter is either invalid or at a limit of its range for some observations.			NE		Algorithm converged.	NE	NE	NE		NE		Algorithm converged.	NE	NE
Infections and infestations	Staphylococcal sepsis	4-5	112	22.6	0	0.0	125	25.1	0	0.0	NE			NE	NE	NE		NE	NE	NE	NE		NE	NE	NE	NE		NE		NE	NE	NE
Infections and infestations	Stenotrophomonas infection	1-2	187	37.8	0	0.0	187	37.6	0	0.0	NE			NE	NE	NE		NE	NE	NE	NE		NE	NE	NE	NE	NE	NE		NE	NE	NE
Infections and infestations	Stenotrophomonas infection	3	196	39.6	0	0.0	186	37.3	0	0.0	NE			NE	NE	NE		NE	NE	NE	NE		NE	NE	NE	NE		NE		NE	NE	NE
Infections and infestations	Stenotrophomonas infection	4-5	112	22.6	0	0.0	125	25.1	1	0.8		*	Quasi-complete separation of data points detected.				*	WARNING: The relative Hessian convergence criterion of 16.31611281 is greater than the limit of 0.0001. The convergence is questionable.			0.00		Algorithm converged.	0.00	NE	0.9999		>999.99		Algorithm converged.	0.00	NE
Infections and infestations	Stoma site infection	1-2	187	37.8	0	0.0	187	37.6	0	0.0	NE			NE	NE	NE		NE	NE	NE	NE		NE	NE	NE	NE	NE	NE		NE	NE	NE
Infections and infestations	Stoma site infection	3	196	39.6	0	0.0	186	37.3	0	0.0	NE			NE	NE	NE		NE	NE	NE	NE		NE	NE	NE	NE		NE		NE	NE	NE
Infections and infestations	Stoma site infection	4-5	112	22.6	1	0.9	125	25.1	0	0.0		*	Quasi-complete separation of data points detected.				*	WARNING: The relative Hessian convergence criterion of 18.712481867 is greater than the limit of 0.0001. The convergence is questionable.			NE		Algorithm converged.	NE	NE	NE		NE		Algorithm converged.	NE	NE
Infections and infestations	Suspected COVID-19	1-2	187	37.8	1	0.5	187	37.6	0	0.0		*	Quasi-complete separation of data points detected.				*	ERROR: The mean parameter is either invalid or at a limit of its range for some observations.			NE		Algorithm converged.	NE	NE	NE	NE	NE		Algorithm converged.	NE	NE
Infections and infestations	Suspected COVID-19	3	196	39.6	0	0.0	186	37.3	0	0.0	NE			NE	NE	NE		NE	NE	NE	NE		NE	NE	NE	NE		NE		NE	NE	NE
Infections and infestations	Suspected COVID-19	4-5	112	22.6	0	0.0	125	25.1	0	0.0	NE			NE	NE	NE		NE	NE	NE	NE		NE	NE	NE	NE		NE		NE	NE	NE
Infections and infestations	Systemic candida	1-2	187	37.8	0	0.0	187	37.6	1	0.5		*	Quasi-complete separation of data points detected.				*	ERROR: Error in computing the link function, its derivatives, or the variance function.			0.00		Algorithm converged.	0.00	NE	0.9999	NE	>999.99		Algorithm converged.	0.00	NE
Infections and infestations	Systemic candida	3	196	39.6	0	0.0	186	37.3	0	0.0	NE			NE	NE	NE		NE	NE	NE	NE		NE	NE	NE	NE		NE		NE	NE	NE
Infections and infestations	Systemic candida	4-5	112	22.6	0	0.0	125	25.1	0	0.0	NE			NE	NE	NE		NE	NE	NE	NE		NE	NE	NE	NE		NE		NE	NE	NE
Infections and infestations	Tinea cruris	1-2	187	37.8	0	0.0	187	37.6	0	0.0	NE			NE	NE	NE		NE	NE	NE	NE		NE	NE	NE	NE	NE	NE		NE	NE	NE
Infections and infestations	Tinea cruris	3	196	39.6	2	1.0	186	37.3	0	0.0		*	Quasi-complete separation of data points detected.				*	ERROR: The mean parameter is either invalid or at a limit of its range for some observations.			NE		Algorithm converged.	NE	NE	NE		NE		Algorithm converged.	NE	NE
Infections and infestations	Tinea cruris	4-5	112	22.6	0	0.0	125	25.1	0	0.0	NE			NE	NE	NE		NE	NE	NE	NE		NE	NE	NE	NE		NE		NE	NE	NE
Infections and infestations	Tinea pedis	1-2	187	37.8	0	0.0	187	37.6	0	0.0	NE			NE	NE	NE		NE	NE	NE	NE		NE	NE	NE	NE	NE	NE		NE	NE	NE
Infections and infestations	Tinea pedis	3	196	39.6	0	0.0	186	37.3	1	0.5		*	Quasi-complete separation of data points detected.				*	ERROR: Error in computing the link function, its derivatives, or the variance function.			0.00		Algorithm converged.	0.00	NE	1.0000		>999.99		Algorithm converged.	0.00	NE
Infections and infestations	Tinea pedis	4-5	112	22.6	1	0.9	125	25.1	0	0.0		*	Quasi-complete separation of data points detected.				*	WARNING: The relative Hessian convergence criterion of 18.712481867 is greater than the limit of 0.0001. The convergence is questionable.			NE		Algorithm converged.	NE	NE	NE		NE		Algorithm converged.	NE	NE
Infections and infestations	Tongue fungal infection	1-2	187	37.8	1	0.5	187	37.6	1	0.5	1.00		Convergence criterion (GCONV=1E-8) satisfied.	0.06	16.11	0.000		Algorithm converged.	-0.015	0.015	1.00		Algorithm converged.	0.06	15.87	1.0000	0.6133	1.00		Algorithm converged.	0.06	15.87
Infections and infestations	Tongue fungal infection	3	196	39.6	0	0.0	186	37.3	0	0.0	NE			NE	NE	NE		NE	NE	NE	NE		NE	NE	NE	NE		NE		NE	NE	NE
Infections and infestations	Tongue fungal infection	4-5	112	22.6	0	0.0	125	25.1	1	0.8		*	Quasi-complete separation of data points detected.				*	WARNING: The relative Hessian convergence criterion of 16.316112867 is greater than the limit of 0.0001. The convergence is questionable.			0.00		Algorithm converged.	0.00	NE	0.9999		>999.99		Algorithm converged.	0.00	NE
Infections and infestations	Tonsillitis	1-2	187	37.8	1	0.5	187	37.6	0	0.0		*	Quasi-complete separation of data points detected.				*	WARNING: Negative of Hessian not positive definite.			NE		Algorithm converged.	NE	NE	NE	NE	NE		Algorithm converged.	NE	NE
Infections and infestations	Tonsillitis	3	196	39.6	0	0.0	186	37.3	0	0.0	NE			NE	NE	NE		NE	NE	NE	NE		NE	NE	NE	NE		NE		NE	NE	NE
Infections and infestations	Tonsillitis	4-5	112	22.6	0	0.0	125	25.1	0	0.0	NE			NE	NE	NE		NE	NE	NE	NE		NE	NE	NE	NE		NE		NE	NE	NE
Infections and infestations	Tooth abscess	1-2	187	37.8	2	1.1	187	37.6	0	0.0		*	Quasi-complete separation of data points detected.				*	WARNING: Negative of Hessian not positive definite.			NE		Algorithm converged.	NE	NE	NE	1.0000	NE		Algorithm converged.	NE	NE
Infections and infestations	Tooth abscess	3	196	39.6	1	0.5	186	37.3	0	0.0		*	Quasi-complete separation of data points detected.				*	ERROR: The mean parameter is either invalid or at a limit of its range for some observations.			NE		Algorithm converged.	NE	NE	NE		NE		Algorithm converged.	NE	NE
Infections and infestations	Tooth abscess	4-5	112	22.6	1	0.9	125	25.1	0	0.0		*	Quasi-complete separation of data points detected.				*	WARNING: The relative Hessian convergence criterion of 18.712481867 is greater than the limit of 0.0001. The convergence is questionable.			NE		Algorithm converged.	NE	NE	NE		NE		Algorithm converged.	NE	NE
Infections and infestations	Tooth infection	1-2	187	37.8	1	0.5	187	37.6	0	0.0		*	Quasi-complete separation of data points detected.				*	WARNING: Negative of Hessian not positive definite.			NE		Algorithm converged.	NE	NE	NE	0.2123	NE		Algorithm converged.	NE	NE
Infections and infestations	Tooth infection	3	196	39.6	1	0.5	186	37.3	2	1.1	0.47		Convergence criterion (GCONV=1E-8) satisfied.	0.04	5.25	-0.006		Algorithm converged.	-0.024	0.012	0.47		Algorithm converged.	0.04	5.19	0.5413		2.11		Algorithm converged.	0.19	23.05
Infections and infestations	Tooth infection	4-5	112	22.6	1	0.9	125	25.1	0	0.0		*	Quasi-complete separation of data points detected.				*	ERROR: Error in computing the link function, its derivatives, or the variance function.			NE		Algorithm converged.	NE	NE	NE		NE		Algorithm converged.	NE	NE
Infections and infestations	Tracheitis	1-2	187	37.8	0	0.0	187	37.6	2	1.1		*	Quasi-complete separation of data points detected.				*	ERROR: Error in computing the link function, its derivatives, or the variance function.			0.00		Algorithm converged.	0.00	NE	0.9999	NE	>999.99		Algorithm converged.	0.00	NE
Infections and infestations	Tracheitis	3	196	39.6	0	0.0	186	37.3	1	0.5		*	Quasi-complete separation of data points detected.				*	ERROR: Error in computing the link function, its derivatives, or the variance function.			0.00		Algorithm converged.	0.00	NE	1.0000		>999.99		Algorithm converged.	0.00	NE
Infections and infestations	Tracheitis	4-5	112	22.6	0	0.0	125	25.1	0	0.0	NE			NE	NE	NE		NE	NE	NE	NE		NE	NE	NE	NE		NE		NE	NE	NE
Infections and infestations	Tracheobronchitis	1-2	187	37.8	0	0.0	187	37.6	0	0.0	NE			NE	NE	NE		NE	NE	NE	NE		NE	NE	NE	NE	NE	NE		NE	NE	NE
Infections and infestations	Tracheobronchitis	3	196	39.6	1	0.5	186	37.3	0	0.0		*	Quasi-complete separation of data points detected.				*	ERROR: The mean parameter is either invalid or at a limit of its range for some observations.			NE		Algorithm converged.	NE	NE	NE		NE		Algorithm converged.	NE	NE
Infections and infestations	Tracheobronchitis	4-5	112	22.6	0	0.0	125	25.1	0	0.0	NE			NE	NE	NE		NE	NE	NE	NE		NE	NE	NE	NE		NE		NE	NE	NE
Infections and infestations	Tuberculosis	1-2	187	37.8	0	0.0	187	37.6	0	0.0	NE			NE	NE	NE		NE	NE	NE	NE		NE	NE	NE	NE	NE	NE		NE	NE	NE
Infections and infestations	Tuberculosis	3	196	39.6	0	0.0	186	37.3	1	0.5		*	Quasi-complete separation of data points detected.				*	ERROR: Error in computing the link function, its derivatives, or the variance function.			0.00		Algorithm converged.	0.00	NE	1.0000		>999.99		Algorithm converged.	0.00	NE
Infections and infestations	Tuberculosis	4-5	112	22.6	0	0.0	125	25.1	0	0.0	NE			NE	NE	NE		NE	NE	NE	NE		NE	NE	NE	NE		NE		NE	NE	NE
Infections and infestations	Upper respiratory tract infection	1-2	187	37.8	11	5.9	187	37.6	17	9.1	0.63		Convergence criterion (GCONV=1E-8) satisfied.	0.28	1.37	-0.032		Algorithm converged.	-0.085	0.021	0.65		Algorithm converged.	0.31	1.34	0.2430	0.8563	1.55		Algorithm converged.	0.74	3.21
Infections and infestations	Upper respiratory tract infection	3	196	39.6	16	8.2	186	37.3	18	9.7	0.83		Convergence criterion (GCONV=1E-8) satisfied.	0.41	1.68	-0.015		Algorithm converged.	-0.072	0.042	0.84		Algorithm converged.	0.44	1.60	0.6039		1.19		Algorithm converged.	0.62	2.25
Infections and infestations	Upper respiratory tract infection	4-5	112	22.6	8	7.1	125	25.1	11	8.8	0.80		Convergence criterion (GCONV=1E-8) satisfied.	0.31	2.06	-0.017		Algorithm converged.	-0.085	0.052	0.81		Algorithm converged.	0.34	1.95	0.6400		1.23		Algorithm converged.	0.51	2.95
Infections and infestations	Upper respiratory tract infection bacterial	1-2	187	37.8	0	0.0	187	37.6	0	0.0	NE			NE	NE	NE		NE	NE	NE	NE		NE	NE	NE	NE	NE	NE		NE	NE	NE
Infections and infestations	Upper respiratory tract infection bacterial	3	196	39.6	0	0.0	186	37.3	0	0.0	NE			NE	NE	NE		NE	NE	NE	NE		NE	NE	NE	NE		NE		NE	NE	NE
Infections and infestations	Upper respiratory tract infection bacterial	4-5	112	22.6	0	0.0	125	25.1	1	0.8		*	Quasi-complete separation of data points detected.				*	WARNING: The relative Hessian convergence criterion of 16.316112867 is greater than the limit of 0.0001. The convergence is questionable.			0.00		Algorithm converged.	0.00	NE	0.9999		>999.99		Algorithm converged.	0.00	NE
Infections and infestations	Urethritis	1-2	187	37.8	0	0.0	187	37.6	1	0.5		*	Quasi-complete separation of data points detected.				*	ERROR: Error in computing the link function, its derivatives, or the variance function.			0.00		Algorithm converged.	0.00	NE	0.9999	NE	>999.99		Algorithm converged.	0.00	NE
Infections and infestations	Urethritis	3	196	39.6	0	0.0	186	37.3	0	0.0	NE			NE	NE	NE		NE	NE	NE	NE		NE	NE	NE	NE		NE		NE	NE	NE
Infections and infestations	Urethritis	4-5	112	22.6	0	0.0	125	25.1	0	0.0	NE			NE	NE	NE		NE	NE	NE	NE		NE	NE	NE	NE		NE		NE	NE	NE
Infections and infestations	Urinary tract infection	1-2	187	37.8	16	8.6	187	37.6	10	5.3	1.66		Convergence criterion (GCONV=1E-8) satisfied.	0.73	3.75	0.032		Algorithm converged.	-0.019	0.084	1.60		Algorithm converged.	0.75	3.43	0.2277	0.6748	0.63		Algorithm converged.	0.29	1.34
Infections and infestations	Urinary tract infection	3	196	39.6	14	7.1	186	37.3	8	4.3	1.71		Convergence criterion (GCONV=1E-8) satisfied.	0.70	4.18	0.028		Algorithm converged.	-0.018	0.075	1.66		Algorithm converged.	0.71	3.87	0.2395		0.60		Algorithm converged.	0.26	1.40
Infections and infestations	Urinary tract infection	4-5	112	22.6	7	6.3	125	25.1	8	6.4	0.98		Convergence criterion (GCONV=1E-8) satisfied.	0.34	2.78	-0.002		Algorithm converged.	-0.064	0.061	0.98		Algorithm converged.	0.37	2.61	0.9622		1.02		Algorithm converged.	0.38	2.73
Infections and infestations	Urinary tract infection bacterial	1-2	187	37.8	0	0.0	187	37.6	0	0.0	NE			NE	NE	NE		NE	NE	NE	NE		NE	NE	NE	NE	NE	NE		NE	NE	NE
Infections and infestations	Urinary tract infection bacterial	3	196	39.6	1	0.5	186	37.3	0	0.0		*	Quasi-complete separation of data points detected.				*	ERROR: The mean parameter is either invalid or at a limit of its range for some observations.			NE		Algorithm converged.	NE	NE	NE		NE		Algorithm converged.	NE	NE
Infections and infestations	Urinary tract infection bacterial	4-5	112	22.6	0	0.0	125	25.1	0	0.0	NE			NE	NE	NE		NE	NE	NE	NE		NE	NE	NE	NE		NE		NE	NE	NE
Infections and infestations	Urinary tract infection enterococcal	1-2	187	37.8	0	0.0	187	37.6	0	0.0	NE			NE	NE	NE		NE	NE	NE	NE		NE	NE	NE	NE	NE	NE		NE	NE	NE
Infections and infestations	Urinary tract infection enterococcal	3	196	39.6	1	0.5	186	37.3	0	0.0		*	Quasi-complete separation of data points detected.				*	ERROR: The mean parameter is either invalid or at a limit of its range for some observations.			NE		Algorithm converged.	NE	NE	NE		NE		Algorithm converged.	NE	NE
Infections and infestations	Urinary tract infection enterococcal	4-5	112	22.6	0	0.0	125	25.1	0	0.0	NE			NE	NE	NE		NE	NE	NE	NE		NE	NE	NE	NE		NE		NE	NE	NE
Infections and infestations	Vaginal infection	1-2	187	37.8	1	0.5	187	37.6	0	0.0		*	Quasi-complete separation of data points detected.				*	WARNING: Negative of Hessian not positive definite.			NE		Algorithm converged.	NE	NE	NE	NE	NE		Algorithm converged.	NE	NE
Infections and infestations	Vaginal infection	3	196	39.6	0	0.0	186	37.3	2	1.1		*	Quasi-complete separation of data points detected.				*	ERROR: Error in computing the link function, its derivatives, or the variance function.			0.00		Algorithm converged.	0.00	NE	0.9999		>999.99		Algorithm converged.	0.00	NE
Infections and infestations	Vaginal infection	4-5	112	22.6	0	0.0	125	25.1	0	0.0	NE			NE	NE	NE		NE	NE	NE	NE		NE	NE	NE	NE		NE		NE	NE	NE
Infections and infestations	Vascular access site cellulitis	1-2	187	37.8	1	0.5	187	37.6	0	0.0		*	Quasi-complete separation of data points detected.				*	WARNING: Negative of Hessian not positive definite.			NE		Algorithm converged.	NE	NE	NE	NE	NE		Algorithm converged.	NE	NE
Infections and infestations	Vascular access site cellulitis	3	196	39.6	0	0.0	186	37.3	0	0.0	NE			NE	NE	NE		NE	NE	NE	NE		NE	NE	NE	NE		NE		NE	NE	NE
Infections and infestations	Vascular access site cellulitis	4-5	112	22.6	0	0.0	125	25.1	0	0.0	NE			NE	NE	NE		NE	NE	NE	NE		NE	NE	NE	NE		NE		NE	NE	NE
Infections and infestations	Vascular device infection	1-2	187	37.8	0	0.0	187	37.6	0	0.0	NE			NE	NE	NE		NE	NE	NE	NE		NE	NE	NE	NE	NE	NE		NE	NE	NE
Infections and infestations	Vascular device infection	3	196	39.6	2	1.0	186	37.3	0	0.0		*	Quasi-complete separation of data points detected.				*	ERROR: Error in computing the link function, its derivatives, or the variance function.			NE		Algorithm converged.	NE	NE	NE		NE		Algorithm converged.	NE	NE
Infections and infestations	Vascular device infection	4-5	112	22.6	2	1.8	125	25.1	0	0.0		*	Quasi-complete separation of data points detected.				*	ERROR: The mean parameter is either invalid or at a limit of its range for some observations.			NE		Algorithm converged.	NE	NE	NE		NE		Algorithm converged.	NE	NE
Infections and infestations	Viraemia	1-2	187	37.8	0	0.0	187	37.6	0	0.0	NE			NE	NE	NE		NE	NE	NE	NE		NE	NE	NE	NE	NE	NE		NE	NE	NE
Infections and infestations	Viraemia	3	196	39.6	0	0.0	186	37.3	1	0.5		*	Quasi-complete separation of data points detected.				*	ERROR: Error in computing the link function, its derivatives, or the variance function.			0.00		Algorithm converged.	0.00	NE	1.0000		>999.99		Algorithm converged.	0.00	NE
Infections and infestations	Viraemia	4-5	112	22.6	0	0.0	125	25.1	0	0.0	NE			NE	NE	NE		NE	NE	NE	NE		NE	NE	NE	NE		NE		NE	NE	NE
Infections and infestations	Viral infection	1-2	187	37.8	1	0.5	187	37.6	0	0.0		*	Quasi-complete separation of data points detected.				*	WARNING: Negative of Hessian not positive definite.			NE		Algorithm converged.	NE	NE	NE	NE	NE		Algorithm converged.	NE	NE
Infections and infestations	Viral infection	3	196	39.6	0	0.0	186	37.3	0	0.0	NE			NE	NE	NE		NE	NE	NE	NE		NE	NE	NE	NE		NE		NE	NE	NE

Infections and infestations	Viral infection	4-5	112	22.6	1	0.9	125	25.1	0	0.0		*	Quasi-complete separation of data points detected.				*	WARNING: The relative Hessian convergence criterion of 18.712481867 is greater than the limit of 0.0001. The convergence is questionable.			NE		Algorithm converged.	NE	NE	NE		NE		Algorithm converged.	NE	NE
Infections and infestations	Vulvovaginal mycotic infection	1-2	187	37.8	1	0.5	187	37.6	0	0.0		*	Quasi-complete separation of data points detected.				*	ERROR: The mean parameter is either invalid or at a limit of its range for some observations.			NE		Algorithm converged.	NE	NE	NE	0.3982	NE		Algorithm converged.	NE	NE
Infections and infestations	Vulvovaginal mycotic infection	3	196	39.6	1	0.5	186	37.3	1	0.5	0.95		Convergence criterion (GCONV=1E-8) satisfied.	0.06	15.28	0.000		Algorithm converged.	-0.015	0.014	0.95		Algorithm converged.	0.06	15.06	0.9704		1.05		Algorithm converged.	0.07	16.72
Infections and infestations	Vulvovaginal mycotic infection	4-5	112	22.6	1	0.9	125	25.1	0	0.0		*	Quasi-complete separation of data points detected.				*	WARNING: The relative Hessian convergence criterion of 18.712481867 is greater than the limit of 0.0001. The convergence is questionable.			NE		Algorithm converged.	NE	NE	NE		NE		Algorithm converged.	NE	NE
Infections and infestations	Wound infection	1-2	187	37.8	0	0.0	187	37.6	1	0.5		*	Quasi-complete separation of data points detected.				*	ERROR: Error in computing the link function, its derivatives, or the variance function.			0.00		Algorithm converged.	0.00	NE	0.9999	NE	>999.99		Algorithm converged.	0.00	NE
Infections and infestations	Wound infection	3	196	39.6	0	0.0	186	37.3	0	0.0	NE			NE	NE	NE		NE	NE	NE	NE		NE	NE	NE	NE		NE		NE	NE	NE
Infections and infestations	Wound infection	4-5	112	22.6	0	0.0	125	25.1	0	0.0	NE			NE	NE	NE		NE	NE	NE	NE		NE	NE	NE	NE		NE		NE	NE	NE
Infections and infestations	Wound infection bacterial	1-2	187	37.8	0	0.0	187	37.6	0	0.0	NE			NE	NE	NE		NE	NE	NE	NE		NE	NE	NE	NE	NE	NE		NE	NE	NE
Infections and infestations	Wound infection bacterial	3	196	39.6	0	0.0	186	37.3	1	0.5		*	Quasi-complete separation of data points detected.				*	ERROR: Error in computing the link function, its derivatives, or the variance function.			0.00		Algorithm converged.	0.00	NE	1.0000		>999.99		Algorithm converged.	0.00	NE
Infections and infestations	Wound infection bacterial	4-5	112	22.6	0	0.0	125	25.1	1	0.8		*	Quasi-complete separation of data points detected.				*	WARNING: The relative Hessian convergence criterion of 16.31611281 is greater than the limit of 0.0001. The convergence is questionable.			0.00		Algorithm converged.	0.00	NE	0.9999		>999.99		Algorithm converged.	0.00	NE
Injury, poisoning and procedural complications		1-2	187	37.8	15	8.0	187	37.6	18	9.6	0.82		Convergence criterion (GCONV=1E-8) satisfied.	0.40	1.68	-0.016		Algorithm converged.	-0.074	0.041	0.83		Algorithm converged.	0.43	1.60	0.5851	0.6766	1.20		Algorithm converged.	0.62	2.31
Injury, poisoning and procedural complications		3	196	39.6	19	9.7	186	37.3	16	8.6	1.14		Convergence criterion (GCONV=1E-8) satisfied.	0.57	2.29	0.011		Algorithm converged.	-0.047	0.069	1.13		Algorithm converged.	0.60	2.12	0.7119		0.89		Algorithm converged.	0.47	1.67
Injury, poisoning and procedural complications		4-5	112	22.6	13	11.6	125	25.1	19	15.2	0.73		Convergence criterion (GCONV=1E-8) satisfied.	0.34	1.56	-0.036		Algorithm converged.	-0.122	0.051	0.76		Algorithm converged.	0.40	1.47	0.4216		1.31		Algorithm converged.	0.68	2.53
Injury, poisoning and procedural complications	Arthropod bite	1-2	187	37.8	0	0.0	187	37.6	0	0.0	NE			NE	NE	NE		NE	NE	NE	NE		NE	NE	NE	NE	NE	NE		NE	NE	NE
Injury, poisoning and procedural complications	Arthropod bite	3	196	39.6	1	0.5	186	37.3	0	0.0		*	Quasi-complete separation of data points detected.				*	ERROR: The mean parameter is either invalid or at a limit of its range for some observations.			NE		Algorithm converged.	NE	NE	NE		NE		Algorithm converged.	NE	NE
Injury, poisoning and procedural complications	Arthropod bite	4-5	112	22.6	0	0.0	125	25.1	0	0.0	NE			NE	NE	NE		NE	NE	NE	NE		NE	NE	NE	NE		NE		NE	NE	NE
Injury, poisoning and procedural complications	Chest injury	1-2	187	37.8	1	0.5	187	37.6	0	0.0		*	Quasi-complete separation of data points detected.				*	ERROR: The mean parameter is either invalid or at a limit of its range for some observations.			NE		Algorithm converged.	NE	NE	NE	NE	NE		Algorithm converged.	NE	NE
Injury, poisoning and procedural complications	Chest injury	3	196	39.6	0	0.0	186	37.3	0	0.0	NE			NE	NE	NE		NE	NE	NE	NE		NE	NE	NE	NE		NE		NE	NE	NE
Injury, poisoning and procedural complications	Chest injury	4-5	112	22.6	0	0.0	125	25.1	0	0.0	NE			NE	NE	NE		NE	NE	NE	NE		NE	NE	NE	NE		NE		NE	NE	NE
Injury, poisoning and procedural complications	Compression fracture	1-2	187	37.8	0	0.0	187	37.6	0	0.0	NE			NE	NE	NE		NE	NE	NE	NE		NE	NE	NE	NE	NE	NE		NE	NE	NE
Injury, poisoning and procedural complications	Compression fracture	3	196	39.6	1	0.5	186	37.3	0	0.0		*	Quasi-complete separation of data points detected.				*	ERROR: The mean parameter is either invalid or at a limit of its range for some observations.			NE		Algorithm converged.	NE	NE	NE		NE		Algorithm converged.	NE	NE
Injury, poisoning and procedural complications	Compression fracture	4-5	112	22.6	0	0.0	125	25.1	0	0.0	NE			NE	NE	NE		NE	NE	NE	NE		NE	NE	NE	NE		NE		NE	NE	NE
Injury, poisoning and procedural complications	Concussion	1-2	187	37.8	0	0.0	187	37.6	0	0.0	NE			NE	NE	NE		NE	NE	NE	NE		NE	NE	NE	NE	NE	NE		NE	NE	NE
Injury, poisoning and procedural complications	Concussion	3	196	39.6	0	0.0	186	37.3	1	0.5		*	Quasi-complete separation of data points detected.				*	ERROR: Error in computing the link function, its derivatives, or the variance function.			0.00		Algorithm converged.	0.00	NE	1.0000		>999.99		Algorithm converged.	0.00	NE
Injury, poisoning and procedural complications	Concussion	4-5	112	22.6	0	0.0	125	25.1	0	0.0	NE			NE	NE	NE		NE	NE	NE	NE		NE	NE	NE	NE		NE		NE	NE	NE
Injury, poisoning and procedural complications	Contusion	1-2	187	37.8	0	0.0	187	37.6	0	0.0	NE			NE	NE	NE		NE	NE	NE	NE		NE	NE	NE	NE	0.4141	NE		NE	NE	NE
Injury, poisoning and procedural complications	Contusion	3	196	39.6	2	1.0	186	37.3	3	1.6	0.63		Convergence criterion (GCONV=1E-8) satisfied.	0.10	3.81	-0.006		Algorithm converged.	-0.029	0.017	0.63		Algorithm converged.	0.11	3.74	0.6138		1.58		Algorithm converged.	0.27	9.35
Injury, poisoning and procedural complications	Contusion	4-5	112	22.6	1	0.9	125	25.1	0	0.0		*	Quasi-complete separation of data points detected.				*	WARNING: The relative Hessian convergence criterion of 18.712481934 is greater than the limit of 0.0001. The convergence is questionable.			NE		Algorithm converged.	NE	NE	NE		NE		Algorithm converged.	NE	NE
Injury, poisoning and procedural complications	Corneal abrasion	1-2	187	37.8	0	0.0	187	37.6	1	0.5		*	Quasi-complete separation of data points detected.				*	ERROR: Error in computing the link function, its derivatives, or the variance function.			0.00		Algorithm converged.	0.00	NE	0.9999	NE	>999.99		Algorithm converged.	0.00	NE
Injury, poisoning and procedural complications	Corneal abrasion	3	196	39.6	0	0.0	186	37.3	0	0.0	NE			NE	NE	NE		NE	NE	NE	NE		NE	NE	NE	NE		NE		NE	NE	NE
Injury, poisoning and procedural complications	Corneal abrasion	4-5	112	22.6	0	0.0	125	25.1	0	0.0	NE			NE	NE	NE		NE	NE	NE	NE		NE	NE	NE	NE		NE		NE	NE	NE
Injury, poisoning and procedural complications	Eschar	1-2	187	37.8	0	0.0	187	37.6	0	0.0	NE			NE	NE	NE		NE	NE	NE	NE		NE	NE	NE	NE	NE	NE		NE	NE	NE
Injury, poisoning and procedural complications	Eschar	3	196	39.6	0	0.0	186	37.3	0	0.0	NE			NE	NE	NE		NE	NE	NE	NE		NE	NE	NE	NE		NE		NE	NE	NE
Injury, poisoning and procedural complications	Eschar	4-5	112	22.6	1	0.9	125	25.1	0	0.0		*	Quasi-complete separation of data points detected.				*	WARNING: The relative Hessian convergence criterion of 18.712481934 is greater than the limit of 0.0001. The convergence is questionable.			NE		Algorithm converged.	NE	NE	NE		NE		Algorithm converged.	NE	NE
Injury, poisoning and procedural complications	Eye contusion	1-2	187	37.8	0	0.0	187	37.6	0	0.0	NE			NE	NE	NE		NE	NE	NE	NE		NE	NE	NE	NE	NE	NE		NE	NE	NE
Injury, poisoning and procedural complications	Eye contusion	3	196	39.6	0	0.0	186	37.3	0	0.0	NE			NE	NE	NE		NE	NE	NE	NE		NE	NE	NE	NE		NE		NE	NE	NE
Injury, poisoning and procedural complications	Eye contusion	4-5	112	22.6	0	0.0	125	25.1	1	0.8		*	Quasi-complete separation of data points detected.				*	WARNING: The relative Hessian convergence criterion of 16.316112867 is greater than the limit of 0.0001. The convergence is questionable.			0.00		Algorithm converged.	0.00	NE	0.9999		>999.99		Algorithm converged.	0.00	NE
Injury, poisoning and procedural complications	Eye injury	1-2	187	37.8	0	0.0	187	37.6	0	0.0	NE			NE	NE	NE		NE	NE	NE	NE		NE	NE	NE	NE	NE	NE		NE	NE	NE
Injury, poisoning and procedural complications	Eye injury	3	196	39.6	1	0.5	186	37.3	0	0.0		*	Quasi-complete separation of data points detected.				*	ERROR: The mean parameter is either invalid or at a limit of its range for some observations.			NE		Algorithm converged.	NE	NE	NE		NE		Algorithm converged.	NE	NE
Injury, poisoning and procedural complications	Eye injury	4-5	112	22.6	0	0.0	125	25.1	0	0.0	NE			NE	NE	NE		NE	NE	NE	NE		NE	NE	NE	NE		NE		NE	NE	NE
Injury, poisoning and procedural complications	Fall	1-2	187	37.8	0	0.0	187	37.6	5	2.7		*	Quasi-complete separation of data points detected.				*	ERROR: Error in computing the link function, its derivatives, or the variance function.			0.00		Algorithm converged.	0.00	NE	0.9999	0.1176	>999.99		Algorithm converged.	0.00	NE
Injury, poisoning and procedural complications	Fall	3	196	39.6	4	2.0	186	37.3	5	2.7	0.75		Convergence criterion (GCONV=1E-8) satisfied.	0.20	2.85	-0.006		Algorithm converged.	-0.037	0.024	0.76		Algorithm converged.	0.21	2.78	0.6777		1.32		Algorithm converged.	0.36	4.83
Injury, poisoning and procedural complications	Fall	4-5	112	22.6	1	0.9	125	25.1	3	2.4	0.37		Convergence criterion (GCONV=1E-8) satisfied.	0.04	3.57	-0.015		Algorithm converged.	-0.047	0.017	0.37		Algorithm converged.	0.04	3.53	0.3888		2.69		Algorithm converged.	0.28	25.47
Injury, poisoning and procedural complications	Foot fracture	1-2	187	37.8	1	0.5	187	37.6	0	0.0		*	Quasi-complete separation of data points detected.				*	ERROR: The mean parameter is either invalid or at a limit of its range for some observations.			NE		Algorithm converged.	NE	NE	NE	NE	NE		Algorithm converged.	NE	NE
Injury, poisoning and procedural complications	Foot fracture	3	196	39.6	0	0.0	186	37.3	0	0.0	NE			NE	NE	NE		NE	NE	NE	NE		NE	NE	NE	NE		NE		NE	NE	NE
Injury, poisoning and procedural complications	Foot fracture	4-5	112	22.6	0	0.0	125	25.1	0	0.0	NE			NE	NE	NE		NE	NE	NE	NE		NE	NE	NE	NE		NE		NE	NE	NE
Injury, poisoning and procedural complications	Head injury	1-2	187	37.8	0	0.0	187	37.6	0	0.0	NE			NE	NE	NE		NE	NE	NE	NE		NE	NE	NE	NE	NE	NE		NE	NE	NE
Injury, poisoning and procedural complications	Head injury	3	196	39.6	1	0.5	186	37.3	0	0.0		*	Quasi-complete separation of data points detected.				*	ERROR: The mean parameter is either invalid or at a limit of its range for some observations.			NE		Algorithm converged.	NE	NE	NE		NE		Algorithm converged.	NE	NE
Injury, poisoning and procedural complications	Head injury	4-5	112	22.6	0	0.0	125	25.1	0	0.0	NE			NE	NE	NE		NE	NE	NE	NE		NE	NE	NE	NE		NE		NE	NE	NE
Injury, poisoning and procedural complications	Hip fracture	1-2	187	37.8	0	0.0	187	37.6	0	0.0	NE			NE	NE	NE		NE	NE	NE	NE		NE	NE	NE	NE	0.4550	NE		NE	NE	NE
Injury, poisoning and procedural complications	Hip fracture	3	196	39.6	1	0.5	186	37.3	1	0.5	0.95		Convergence criterion (GCONV=1E-8) satisfied.	0.06	15.28	0.000		Algorithm converged.	-0.015	0.014	0.95		Algorithm converged.	0.06	15.06	0.9704		1.05		Algorithm converged.	0.07	16.72
Injury, poisoning and procedural complications	Hip fracture	4-5	112	22.6	0	0.0	125	25.1	2	1.6		*	Quasi-complete separation of data points detected.				*	WARNING: The relative Hessian convergence criterion of 10.206215758 is greater than the limit of 0.0001. The convergence is questionable.			0.00		Algorithm converged.	0.00	NE	0.9999		>999.99		Algorithm converged.	0.00	NE
Injury, poisoning and procedural complications	Incision site swelling	1-2	187	37.8	1	0.5	187	37.6	0	0.0		*	Quasi-complete separation of data points detected.				*	WARNING: Negative of Hessian not positive definite.			NE		Algorithm converged.	NE	NE	NE	NE	NE		Algorithm converged.	NE	NE
Injury, poisoning and procedural complications	Incision site swelling	3	196	39.6	0	0.0	186	37.3	0	0.0	NE			NE	NE	NE		NE	NE	NE	NE		NE	NE	NE	NE		NE		NE	NE	NE
Injury, poisoning and procedural complications	Incision site swelling	4-5	112	22.6	0	0.0	125	25.1	0	0.0	NE			NE	NE	NE		NE	NE	NE	NE		NE	NE	NE	NE		NE		NE	NE	NE
Injury, poisoning and procedural complications	Infusion related reaction	1-2	187	37.8	0	0.0	187	37.6	1	0.5		*	Quasi-complete separation of data points detected.				*	ERROR: Error in computing the link function, its derivatives, or the variance function.			0.00		Algorithm converged.	0.00	NE	0.9999	0.2353	>999.99		Algorithm converged.	0.00	NE
Injury, poisoning and procedural complications	Infusion related reaction	3	196	39.6	1	0.5	186	37.3	1	0.5	0.95		Convergence criterion (GCONV=1E-8) satisfied.	0.06	15.28	0.000		Algorithm converged.	-0.015	0.014	0.95		Algorithm converged.	0.06	15.06	0.9704		1.05		Algorithm converged.	0.07	16.72
Injury, poisoning and procedural complications	Infusion related reaction	4-5	112	22.6	1	0.9	125	25.1	0	0.0		*	Quasi-complete separation of data points detected.				*	WARNING: The relative Hessian convergence criterion of 18.712482 is greater than the limit of 0.0001. The convergence is questionable.			NE		Algorithm converged.	NE	NE	NE		NE		Algorithm converged.	NE	NE
Injury, poisoning and procedural complications	Injury	1-2	187	37.8	1	0.5	187	37.6	1	0.5	1.00		Convergence criterion (GCONV=1E-8) satisfied.	0.06	16.11	0.000		Algorithm converged.	-0.015	0.015	1.00		Algorithm converged.	0.06	15.87	1.0000	0.2698	1.00		Algorithm converged.	0.06	15.87
Injury, poisoning and procedural complications	Injury	3	196	39.6	1	0.5	186	37.3	0	0.0		*	Quasi-complete separation of data points detected.				*	ERROR: The mean parameter is either invalid or at a limit of its range for some observations.			NE		Algorithm converged.	NE	NE	NE		NE		Algorithm converged.	NE	NE
Injury, poisoning and procedural complications	Injury	4-5	112	22.6	0	0.0	125	25.1	1	0.8		*	Quasi-complete separation of data points detected.				*	WARNING: The relative Hessian convergence criterion of 16.316112867 is greater than the limit of 0.0001. The convergence is questionable.			0.00		Algorithm converged.	0.00	NE	0.9999		>999.99		Algorithm converged.	0.00	NE
Injury, poisoning and procedural complications	Joint dislocation	1-2	187	37.8	0	0.0	187	37.6	1	0.5		*	Quasi-complete separation of data points detected.				*	ERROR: Error in computing the link function, its derivatives, or the variance function.			0.00		Algorithm converged.	0.00	NE	0.9999	NE	>999.99		Algorithm converged.	0.00	NE
Injury, poisoning and procedural complications	Joint dislocation	3	196	39.6	0	0.0	186	37.3	0	0.0	NE			NE	NE	NE		NE	NE	NE	NE		NE	NE	NE	NE		NE		NE	NE	NE
Injury, poisoning and procedural complications	Joint dislocation	4-5	112	22.6	0	0.0	125	25.1	0	0.0	NE			NE	NE	NE		NE	NE	NE	NE		NE	NE	NE	NE		NE		NE	NE	NE
Injury, poisoning and procedural complications	Ligament sprain	1-2	187	37.8	0	0.0	187	37.6	2	1.1		*	Quasi-complete separation of data points detected.				*	ERROR: Error in computing the link function, its derivatives, or the variance function.			0.00		Algorithm converged.	0.00	NE	0.9999	NE	>999.99		Algorithm converged.	0.00	NE
Injury, poisoning and procedural complications	Ligament sprain	3	196	39.6	1	0.5	186	37.3	0	0.0		*	Quasi-complete separation of data points detected.				*	ERROR: The mean parameter is either invalid or at a limit of its range for some observations.			NE		Algorithm converged.	NE	NE	NE		NE		Algorithm converged.	NE	NE
Injury, poisoning and procedural complications	Ligament sprain	4-5	112	22.6	0	0.0	125	25.1	0	0.0	NE			NE	NE	NE		NE	NE	NE	NE		NE	NE	NE	NE		NE		NE	NE	NE
Injury, poisoning and procedural complications	Limb injury	1-2	187	37.8	0	0.0	187	37.6	0	0.0	NE			NE	NE	NE		NE	NE	NE	NE		NE	NE	NE	NE	NE	NE		NE	NE	NE
Injury, poisoning and procedural complications	Limb injury	3	196	39.6	1	0.5	186	37.3	0	0.0		*	Quasi-complete separation of data points detected.				*	ERROR: The mean parameter is either invalid or at a limit of its range for some observations.			NE		Algorithm converged.	NE	NE	NE		NE		Algorithm converged.	NE	NE
Injury, poisoning and procedural complications	Limb injury	4-5	112	22.6	2	1.8	125	25.1	0	0.0		*	Quasi-complete separation of data points detected.				*	ERROR: The mean parameter is either invalid or at a limit of its range for some observations.			NE		Algorithm converged.	NE	NE	NE		NE		Algorithm converged.	NE	NE
Injury, poisoning and procedural complications	Lip injury	1-2	187	37.8	0	0.0	187	37.6	0	0.0	NE			NE	NE	NE		NE	NE	NE	NE		NE	NE	NE	NE	NE	NE		NE	NE	NE
Injury, poisoning and procedural complications	Lip injury	3	196	39.6	1	0.5	186	37.3	0	0.0		*	Quasi-complete separation of data points detected.				*	ERROR: The mean parameter is either invalid or at a limit of its range for some observations.			NE		Algorithm converged.	NE	NE	NE		NE		Algorithm converged.	NE	NE
Injury, poisoning and procedural complications	Lip injury	4-5	112	22.6	1	0.9	125	25.1	0	0.0		*	Quasi-complete separation of data points detected.				*	ERROR: Error in computing the link function, its derivatives, or the variance function.			NE		Algorithm converged.	NE	NE	NE		NE		Algorithm converged.	NE	NE
Injury, poisoning and procedural complications	Lower limb fracture	1-2	187	37.8	0	0.0	187	37.6	0	0.0	NE			NE	NE	NE		NE	NE	NE	NE		NE	NE	NE	NE	NE	NE		NE	NE	NE
Injury, poisoning and procedural complications	Lower limb fracture	3	196	39.6	1	0.5	186	37.3	0	0.0		*	Quasi-complete separation of data points detected.				*	ERROR: The mean parameter is either invalid or at a limit of its range for some observations.			NE		Algorithm converged.	NE	NE	NE		NE		Algorithm converged.	NE	NE
Injury, poisoning and procedural complications	Lower limb fracture	4-5	112	22.6	0	0.0	125	25.1	0	0.0	NE			NE	NE	NE		NE	NE	NE	NE		NE	NE	NE	NE		NE		NE	NE	NE
Injury, poisoning and procedural complications	Lumbar vertebral fracture	1-2	187	37.8	0	0.0	187	37.6	0	0.0	NE			NE	NE	NE		NE	NE	NE	NE		NE	NE	NE	NE	NE	NE		NE	NE	NE
Injury, poisoning and procedural complications	Lumbar vertebral fracture	3	196	39.6	0	0.0	186	37.3	0	0.0	NE			NE	NE	NE		NE	NE	NE	NE		NE	NE	NE	NE		NE		NE	NE	NE
Injury, poisoning and procedural complications	Lumbar vertebral fracture	4-5	112	22.6	0	0.0	125	25.1	1	0.8		*	Quasi-complete separation of data points detected.				*	WARNING: The relative Hessian convergence criterion of 16.316112867 is greater than the limit of 0.0001. The convergence is questionable.			0.00		Algorithm converged.	0.00	NE	0.9999		>999.99		Algorithm converged.	0.00	NE
Injury, poisoning and procedural complications	Meningitis chemical	1-2	187	37.8	0	0.0	187	37.6	0	0.0	NE			NE	NE	NE		NE	NE	NE	NE		NE	NE	NE	NE	NE	NE		NE	NE	NE
Injury, poisoning and procedural complications	Meningitis chemical	3	196	39.6	0	0.0	186	37.3	0	0.0	NE			NE	NE	NE		NE	NE	NE	NE		NE	NE	NE	NE		NE		NE	NE	NE
Injury, poisoning and procedural complications	Meningitis chemical	4-5	112	22.6	0	0.0	125	25.1	1	0.8		*	Quasi-complete separation of data points detected.				*	WARNING: The relative Hessian convergence criterion of 16.316112867 is greater than the limit of 0.0001. The convergence is questionable.			0.00		Algorithm converged.	0.00	NE	0.9999		>999.99		Algorithm converged.	0.00	NE
Injury, poisoning and procedural complications	Meniscus injury	1-2	187	37.8	1	0.5	187	37.6	0	0.0		*	Quasi-complete separation of data points detected.				*	ERROR: The mean parameter is either invalid or at a limit of its range for some observations.			NE		Algorithm converged.	NE	NE	NE	NE	NE		Algorithm converged.	NE	NE
Injury, poisoning and procedural complications	Meniscus injury	3	196	39.6	0	0.0	186	37.3	0	0.0	NE			NE	NE	NE		NE	NE	NE	NE		NE	NE	NE	NE		NE		NE	NE	NE
Injury, poisoning and procedural complications	Meniscus injury	4-5	112	22.6	0	0.0	125	25.1	0	0.0	NE			NE	NE	NE		NE	NE	NE	NE		NE	NE	NE	NE		NE		NE	NE	NE
Injury, poisoning and procedural complications	Muscle rupture	1-2	187	37.8	0	0.0	187	37.6	1	0.5		*	Quasi-complete separation of data points detected.				*	ERROR: Error in computing the link function, its derivatives, or the variance function.			0.00		Algorithm converged.	0.00	NE	0.9999	NE	>999.99		Algorithm converged.	0.00	NE
Injury, poisoning and procedural complications	Muscle rupture	3	196	39.6	0	0.0	186	37.3	0	0.0	NE			NE	NE	NE		NE	NE	NE	NE		NE	NE	NE	NE		NE		NE	NE	NE
Injury, poisoning and procedural complications	Muscle rupture	4-5	112	22.6	0	0.0	125	25.1	0	0.0	NE			NE	NE	NE		NE	NE	NE	NE		NE	NE	NE	NE		NE		NE	NE	NE
Injury, poisoning and procedural complications	Penis injury	1-2	187	37.8	0	0.0	187	37.6	0	0.0	NE			NE	NE	NE		NE	NE	NE	NE		NE	NE	NE	NE	NE	NE		NE	NE	NE
Injury, poisoning and procedural complications	Penis injury	3	196	39.6	0	0.0	186	37.3	0	0.0	NE			NE	NE	NE		NE	NE	NE	NE		NE	NE	NE	NE		NE		NE	NE	NE
Injury, poisoning and procedural complications	Penis injury	4-5	112	22.6	0	0.0	125	25.1	1	0.8		*	Quasi-complete separation of data points detected.				*	WARNING: The relative Hessian convergence criterion of 16.316112867 is greater than the limit of 0.0001. The convergence is questionable.			0.00		Algorithm converged.	0.00	NE	0.9999		>999.99		Algorithm converged.	0.00	NE
Injury, poisoning and procedural complications	Peroneal nerve injury	1-2	187	37.8	0	0.0	187	37.6	0	0.0	NE			NE	NE	NE		NE	NE	NE	NE		NE	NE	NE	NE	NE	NE		NE	NE	NE
Injury, poisoning and procedural complications	Peroneal nerve injury	3	196	39.6	1	0.5	186	37.3	0	0.0		*	Quasi-complete separation of data points detected.				*	ERROR: The mean parameter is either invalid or at a limit of its range for some observations.			NE		Algorithm converged.	NE	NE	NE		NE		Algorithm converged.	NE	NE
Injury, poisoning and procedural complications	Peroneal nerve injury	4-5	112	22.6	1	0.9	125	25.1	0	0.0		*	Quasi-complete separation of data points detected.				*	WARNING: The relative Hessian convergence criterion of 18.712481734 is greater than the limit of 0.0001. The convergence is questionable.			NE		Algorithm converged.	NE	NE	NE		NE		Algorithm converged.	NE	NE
Injury, poisoning and procedural complications	Post lumbar puncture syndrome	1-2	187	37.8	3	1.6	187	37.6	1	0.5	3.03		Convergence criterion (GCONV=1E-8) satisfied.	0.31	29.41	0.011		Algorithm converged.	-0.010	0.032	3.00		Algorithm converged.	0.31	28.58	0.3394	0.8608	0.33		Algorithm converged.	0.03	3.18
Injury, poisoning and procedural complications	Post lumbar puncture syndrome	3	196	39.6	0	0.0	186	37.3	0	0.0	NE			NE	NE	NE		NE	NE	NE	NE		NE	NE	NE	NE		NE		NE	NE	NE
Injury, poisoning and procedural complications	Post lumbar puncture syndrome	4-5	112	22.6	1	0.9	125	25.1	1	0.8	1.12		Convergence criterion (GCONV=1E-8) satisfied.	0.07	18.07	0.001		Algorithm converged.	-0.022	0.024	1.12		Algorithm converged.	0.07	17.63	0.9378		0.90		Algorithm converged.	0.06	14.16
Injury, poisoning and procedural complications	Procedural pain	1-2	187	37.8	3	1.6	187	37.6	0	0.0		*	Quasi-complete separation of data points detected.				*	WARNING: Negative of Hessian not positive definite.			NE		Algorithm converged.	NE	NE	NE	NE	NE		Algorithm converged.	NE	NE
Injury, poisoning and procedural complications	Procedural pain	3	196	39.6	0	0.0	186	37.3	0	0.0	NE			NE	NE	NE		NE	NE	NE	NE		NE	NE	NE	NE		NE		NE	NE	NE
Injury, poisoning and procedural complications	Procedural pain	4-5	112	22.6	0	0.0	125	25.1	1	0.8		*	Quasi-complete separation of data points detected.				*	WARNING: The relative Hessian convergence criterion of 16.316112867 is greater than the limit of 0.0001. The convergence is questionable.			0.00		Algorithm converged.	0.00	NE	0.9999		>999.99		Algorithm converged.	0.00	NE
Injury, poisoning and procedural complications	Rib fracture	1-2	187	37.8	0	0.0	187	37.6	1	0.5		*	Quasi-complete separation of data points detected.				*	ERROR: Error in computing the link function, its derivatives, or the variance function.			0.00		Algorithm converged.	0.00	NE	0.9999	0.3974	>999.99		Algorithm converged.	0.00	NE
Injury, poisoning and procedural complications	Rib fracture	3	196	39.6	0	0.0	186	37.3	0	0.0	NE			NE	NE	NE		NE	NE	NE	NE		NE	NE	NE	NE		NE		NE	NE	NE
Injury, poisoning and procedural complications	Rib fracture	4-5	112	22.6	2	1.8	125	25.1	1	0.8	2.25		Convergence criterion (GCONV=1E-8) satisfied.	0.20	25.21	0.010		Algorithm converged.	-0.019	0.039	2.23		Algorithm converged.	0.21	24.28	0.5097		0.45		Algorithm converged.	0.04	4.87
Injury, poisoning and procedural complications	Scratch	1-2	187	37.8	0	0.0	187	37.6	1	0.5		*	Quasi-complete separation of data points detected.				*	ERROR: Error in computing the link function, its derivatives, or the variance function.			0.00		Algorithm converged.	0.00	NE	0.9999	NE	>999.99		Algorithm converged.	0.00	NE

Injury, poisoning and procedural complications	Scratch	3	196	39.6	0	0.0	186	37.3	0	0.0	NE			NE	NE	NE		NE	NE	NE	NE		NE	NE	NE	NE		NE		NE	NE	NE
Injury, poisoning and procedural complications	Scratch	4-5	112	22.6	0	0.0	125	25.1	0	0.0	NE			NE	NE	NE		NE	NE	NE	NE		NE	NE	NE	NE		NE		NE	NE	NE
Injury, poisoning and procedural complications	Seroma	1-2	187	37.8	0	0.0	187	37.6	0	0.0	NE			NE	NE	NE		NE	NE	NE	NE		NE	NE	NE	NE	NE	NE		NE	NE	NE
Injury, poisoning and procedural complications	Seroma	3	196	39.6	0	0.0	186	37.3	0	0.0	NE			NE	NE	NE		NE	NE	NE	NE		NE	NE	NE	NE		NE		NE	NE	NE
Injury, poisoning and procedural complications	Seroma	4-5	112	22.6	0	0.0	125	25.1	1	0.8		*	Quasi-complete separation of data points detected.				*	WARNING: The relative Hessian convergence criterion of 16.316112867 is greater than the limit of 0.0001. The convergence is questionable.			0.00		Algorithm converged.	0.00	NE	0.9999		>999.99		Algorithm converged.	0.00	NE
Injury, poisoning and procedural complications	Skin abrasion	1-2	187	37.8	3	1.6	187	37.6	0	0.0		*	Quasi-complete separation of data points detected.				*	ERROR: Error in computing the link function, its derivatives, or the variance function.			NE		Algorithm converged.	NE	NE	NE	NE	NE		Algorithm converged.	NE	NE
Injury, poisoning and procedural complications	Skin abrasion	3	196	39.6	1	0.5	186	37.3	0	0.0		*	Quasi-complete separation of data points detected.				*	ERROR: The mean parameter is either invalid or at a limit of its range for some observations.			NE		Algorithm converged.	NE	NE	NE		NE		Algorithm converged.	NE	NE
Injury, poisoning and procedural complications	Skin abrasion	4-5	112	22.6	0	0.0	125	25.1	0	0.0	NE			NE	NE	NE		NE	NE	NE	NE		NE	NE	NE	NE		NE		NE	NE	NE
Injury, poisoning and procedural complications	Skin laceration	1-2	187	37.8	0	0.0	187	37.6	0	0.0	NE			NE	NE	NE		NE	NE	NE	NE		NE	NE	NE	NE	NE	NE		NE	NE	NE
Injury, poisoning and procedural complications	Skin laceration	3	196	39.6	1	0.5	186	37.3	0	0.0		*	Quasi-complete separation of data points detected.				*	ERROR: The mean parameter is either invalid or at a limit of its range for some observations.			NE		Algorithm converged.	NE	NE	NE		NE		Algorithm converged.	NE	NE
Injury, poisoning and procedural complications	Skin laceration	4-5	112	22.6	0	0.0	125	25.1	0	0.0	NE			NE	NE	NE		NE	NE	NE	NE		NE	NE	NE	NE		NE		NE	NE	NE
Injury, poisoning and procedural complications	Skull fracture	1-2	187	37.8	1	0.5	187	37.6	0	0.0		*	Quasi-complete separation of data points detected.				*	WARNING: Negative of Hessian not positive definite.			NE		Algorithm converged.	NE	NE	NE	NE	NE		Algorithm converged.	NE	NE
Injury, poisoning and procedural complications	Skull fracture	3	196	39.6	0	0.0	186	37.3	0	0.0	NE			NE	NE	NE		NE	NE	NE	NE		NE	NE	NE	NE		NE		NE	NE	NE
Injury, poisoning and procedural complications	Skull fracture	4-5	112	22.6	0	0.0	125	25.1	0	0.0	NE			NE	NE	NE		NE	NE	NE	NE		NE	NE	NE	NE		NE		NE	NE	NE
Injury, poisoning and procedural complications	Spinal column injury	1-2	187	37.8	0	0.0	187	37.6	0	0.0	NE			NE	NE	NE		NE	NE	NE	NE		NE	NE	NE	NE	NE	NE		NE	NE	NE
Injury, poisoning and procedural complications	Spinal column injury	3	196	39.6	0	0.0	186	37.3	1	0.5		*	Quasi-complete separation of data points detected.				*	ERROR: Error in computing the link function, its derivatives, or the variance function.			0.00		Algorithm converged.	0.00	NE	1.0000		>999.99		Algorithm converged.	0.00	NE
Injury, poisoning and procedural complications	Spinal column injury	4-5	112	22.6	0	0.0	125	25.1	1	0.8		*	Quasi-complete separation of data points detected.				*	WARNING: The relative Hessian convergence criterion of 16.316112867 is greater than the limit of 0.0001. The convergence is questionable.			0.00		Algorithm converged.	0.00	NE	0.9999		>999.99		Algorithm converged.	0.00	NE
Injury, poisoning and procedural complications	Spinal compression fracture	1-2	187	37.8	1	0.5	187	37.6	1	0.5	1.00		Convergence criterion (GCONV=1E-8) satisfied.	0.06	16.11	0.000		Algorithm converged.	-0.015	0.015	1.00		Algorithm converged.	0.06	15.87	1.0000	0.6133	1.00		Algorithm converged.	0.06	15.87
Injury, poisoning and procedural complications	Spinal compression fracture	3	196	39.6	0	0.0	186	37.3	0	0.0	NE			NE	NE	NE		NE	NE	NE	NE		NE	NE	NE	NE		NE		NE	NE	NE
Injury, poisoning and procedural complications	Spinal compression fracture	4-5	112	22.6	0	0.0	125	25.1	1	0.8		*	Quasi-complete separation of data points detected.				*	WARNING: The relative Hessian convergence criterion of 16.316112867 is greater than the limit of 0.0001. The convergence is questionable.			0.00		Algorithm converged.	0.00	NE	0.9999		>999.99		Algorithm converged.	0.00	NE
Injury, poisoning and procedural complications	Spinal fracture	1-2	187	37.8	0	0.0	187	37.6	1	0.5		*	Quasi-complete separation of data points detected.				*	ERROR: Error in computing the link function, its derivatives, or the variance function.			0.00		Algorithm converged.	0.00	NE	0.9999	NE	>999.99		Algorithm converged.	0.00	NE
Injury, poisoning and procedural complications	Spinal fracture	3	196	39.6	0	0.0	186	37.3	0	0.0	NE			NE	NE	NE		NE	NE	NE	NE		NE	NE	NE	NE		NE		NE	NE	NE
Injury, poisoning and procedural complications	Spinal fracture	4-5	112	22.6	1	0.9	125	25.1	0	0.0		*	Quasi-complete separation of data points detected.				*	WARNING: The relative Hessian convergence criterion of 18.712481734 is greater than the limit of 0.0001. The convergence is questionable.			NE		Algorithm converged.	NE	NE	NE		NE		Algorithm converged.	NE	NE
Injury, poisoning and procedural complications	Stoma site extravasation	1-2	187	37.8	0	0.0	187	37.6	0	0.0	NE			NE	NE	NE		NE	NE	NE	NE		NE	NE	NE	NE	NE	NE		NE	NE	NE
Injury, poisoning and procedural complications	Stoma site extravasation	3	196	39.6	0	0.0	186	37.3	0	0.0	NE			NE	NE	NE		NE	NE	NE	NE		NE	NE	NE	NE		NE		NE	NE	NE
Injury, poisoning and procedural complications	Stoma site extravasation	4-5	112	22.6	1	0.9	125	25.1	0	0.0		*	Quasi-complete separation of data points detected.				*	WARNING: The relative Hessian convergence criterion of 18.712481867 is greater than the limit of 0.0001. The convergence is questionable.			NE		Algorithm converged.	NE	NE	NE		NE		Algorithm converged.	NE	NE
Injury, poisoning and procedural complications	Subcutaneous haematoma	1-2	187	37.8	0	0.0	187	37.6	0	0.0	NE			NE	NE	NE		NE	NE	NE	NE		NE	NE	NE	NE	NE	NE		NE	NE	NE
Injury, poisoning and procedural complications	Subcutaneous haematoma	3	196	39.6	0	0.0	186	37.3	1	0.5		*	Quasi-complete separation of data points detected.				*	ERROR: Error in computing the link function, its derivatives, or the variance function.			0.00		Algorithm converged.	0.00	NE	1.0000		>999.99		Algorithm converged.	0.00	NE
Injury, poisoning and procedural complications	Subcutaneous haematoma	4-5	112	22.6	0	0.0	125	25.1	0	0.0	NE			NE	NE	NE		NE	NE	NE	NE		NE	NE	NE	NE		NE		NE	NE	NE
Injury, poisoning and procedural complications	Subdural haematoma	1-2	187	37.8	0	0.0	187	37.6	0	0.0	NE			NE	NE	NE		NE	NE	NE	NE		NE	NE	NE	NE	NE	NE		NE	NE	NE
Injury, poisoning and procedural complications	Subdural haematoma	3	196	39.6	1	0.5	186	37.3	0	0.0		*	Quasi-complete separation of data points detected.				*	ERROR: The mean parameter is either invalid or at a limit of its range for some observations.			NE		Algorithm converged.	NE	NE	NE		NE		Algorithm converged.	NE	NE
Injury, poisoning and procedural complications	Subdural haematoma	4-5	112	22.6	0	0.0	125	25.1	0	0.0	NE			NE	NE	NE		NE	NE	NE	NE		NE	NE	NE	NE		NE		NE	NE	NE
Injury, poisoning and procedural complications	Thermal burn	1-2	187	37.8	0	0.0	187	37.6	0	0.0	NE			NE	NE	NE		NE	NE	NE	NE		NE	NE	NE	NE	NE	NE		NE	NE	NE
Injury, poisoning and procedural complications	Thermal burn	3	196	39.6	0	0.0	186	37.3	2	1.1		*	Quasi-complete separation of data points detected.				*	ERROR: Error in computing the link function, its derivatives, or the variance function.			0.00		Algorithm converged.	0.00	NE	0.9999		>999.99		Algorithm converged.	0.00	NE
Injury, poisoning and procedural complications	Thermal burn	4-5	112	22.6	0	0.0	125	25.1	0	0.0	NE			NE	NE	NE		NE	NE	NE	NE		NE	NE	NE	NE		NE		NE	NE	NE
Injury, poisoning and procedural complications	Thoracic vertebral fracture	1-2	187	37.8	0	0.0	187	37.6	0	0.0	NE			NE	NE	NE		NE	NE	NE	NE		NE	NE	NE	NE	NE	NE		NE	NE	NE
Injury, poisoning and procedural complications	Thoracic vertebral fracture	3	196	39.6	0	0.0	186	37.3	0	0.0	NE			NE	NE	NE		NE	NE	NE	NE		NE	NE	NE	NE		NE		NE	NE	NE
Injury, poisoning and procedural complications	Thoracic vertebral fracture	4-5	112	22.6	0	0.0	125	25.1	1	0.8		*	Quasi-complete separation of data points detected.				*	WARNING: The relative Hessian convergence criterion of 16.316112867 is greater than the limit of 0.0001. The convergence is questionable.			0.00		Algorithm converged.	0.00	NE	0.9999		>999.99		Algorithm converged.	0.00	NE
Injury, poisoning and procedural complications	Tooth fracture	1-2	187	37.8	1	0.5	187	37.6	0	0.0		*	Quasi-complete separation of data points detected.				*	ERROR: The mean parameter is either invalid or at a limit of its range for some observations.			NE		Algorithm converged.	NE	NE	NE	0.1372	NE		Algorithm converged.	NE	NE
Injury, poisoning and procedural complications	Tooth fracture	3	196	39.6	0	0.0	186	37.3	1	0.5		*	Quasi-complete separation of data points detected.				*	ERROR: Error in computing the link function, its derivatives, or the variance function.			0.00		Algorithm converged.	0.00	NE	1.0000		>999.99		Algorithm converged.	0.00	NE
Injury, poisoning and procedural complications	Tooth fracture	4-5	112	22.6	1	0.9	125	25.1	0	0.0		*	Quasi-complete separation of data points detected.				*	WARNING: The relative Hessian convergence criterion of 18.712481801 is greater than the limit of 0.0001. The convergence is questionable.			NE		Algorithm converged.	NE	NE	NE		NE		Algorithm converged.	NE	NE
Injury, poisoning and procedural complications	Vascular access complication	1-2	187	37.8	0	0.0	187	37.6	2	1.1		*	Quasi-complete separation of data points detected.				*	ERROR: Error in computing the link function, its derivatives, or the variance function.			0.00		Algorithm converged.	0.00	NE	0.9999	NE	>999.99		Algorithm converged.	0.00	NE
Injury, poisoning and procedural complications	Vascular access complication	3	196	39.6	1	0.5	186	37.3	0	0.0		*	Quasi-complete separation of data points detected.				*	ERROR: The mean parameter is either invalid or at a limit of its range for some observations.			NE		Algorithm converged.	NE	NE	NE		NE		Algorithm converged.	NE	NE
Injury, poisoning and procedural complications	Vascular access complication	4-5	112	22.6	0	0.0	125	25.1	0	0.0	NE			NE	NE	NE		NE	NE	NE	NE		NE	NE	NE	NE		NE		NE	NE	NE
Injury, poisoning and procedural complications	Vascular access site erythema	1-2	187	37.8	0	0.0	187	37.6	0	0.0	NE			NE	NE	NE		NE	NE	NE	NE		NE	NE	NE	NE	NE	NE		NE	NE	NE
Injury, poisoning and procedural complications	Vascular access site erythema	3	196	39.6	0	0.0	186	37.3	0	0.0	NE			NE	NE	NE		NE	NE	NE	NE		NE	NE	NE	NE		NE		NE	NE	NE
Injury, poisoning and procedural complications	Vascular access site erythema	4-5	112	22.6	0	0.0	125	25.1	1	0.8		*	Quasi-complete separation of data points detected.				*	WARNING: The relative Hessian convergence criterion of 16.316112867 is greater than the limit of 0.0001. The convergence is questionable.			0.00		Algorithm converged.	0.00	NE	0.9999		>999.99		Algorithm converged.	0.00	NE
Injury, poisoning and procedural complications	Vascular access site inflammation	1-2	187	37.8	0	0.0	187	37.6	0	0.0	NE			NE	NE	NE		NE	NE	NE	NE		NE	NE	NE	NE	NE	NE		NE	NE	NE
Injury, poisoning and procedural complications	Vascular access site inflammation	3	196	39.6	0	0.0	186	37.3	0	0.0	NE			NE	NE	NE		NE	NE	NE	NE		NE	NE	NE	NE		NE		NE	NE	NE
Injury, poisoning and procedural complications	Vascular access site inflammation	4-5	112	22.6	1	0.9	125	25.1	0	0.0		*	Quasi-complete separation of data points detected.				*	WARNING: The relative Hessian convergence criterion of 18.712481934 is greater than the limit of 0.0001. The convergence is questionable.			NE		Algorithm converged.	NE	NE	NE		NE		Algorithm converged.	NE	NE
Injury, poisoning and procedural complications	Vascular access site pain	1-2	187	37.8	0	0.0	187	37.6	0	0.0	NE			NE	NE	NE		NE	NE	NE	NE		NE	NE	NE	NE	NE	NE		NE	NE	NE
Injury, poisoning and procedural complications	Vascular access site pain	3	196	39.6	1	0.5	186	37.3	0	0.0		*	Quasi-complete separation of data points detected.				*	ERROR: The mean parameter is either invalid or at a limit of its range for some observations.			NE		Algorithm converged.	NE	NE	NE		NE		Algorithm converged.	NE	NE
Injury, poisoning and procedural complications	Vascular access site pain	4-5	112	22.6	1	0.9	125	25.1	0	0.0		*	Quasi-complete separation of data points detected.				*	WARNING: The relative Hessian convergence criterion of 18.712481934 is greater than the limit of 0.0001. The convergence is questionable.			NE		Algorithm converged.	NE	NE	NE		NE		Algorithm converged.	NE	NE
Injury, poisoning and procedural complications	Venous injury	1-2	187	37.8	0	0.0	187	37.6	0	0.0	NE			NE	NE	NE		NE	NE	NE	NE		NE	NE	NE	NE	NE	NE		NE	NE	NE
Injury, poisoning and procedural complications	Venous injury	3	196	39.6	0	0.0	186	37.3	0	0.0	NE			NE	NE	NE		NE	NE	NE	NE		NE	NE	NE	NE		NE		NE	NE	NE
Injury, poisoning and procedural complications	Venous injury	4-5	112	22.6	0	0.0	125	25.1	1	0.8		*	Quasi-complete separation of data points detected.				*	WARNING: The relative Hessian convergence criterion of 16.316112867 is greater than the limit of 0.0001. The convergence is questionable.			0.00		Algorithm converged.	0.00	NE	0.9999		>999.99		Algorithm converged.	0.00	NE
Injury, poisoning and procedural complications	Wound	1-2	187	37.8	0	0.0	187	37.6	1	0.5		*	Quasi-complete separation of data points detected.				*	ERROR: Error in computing the link function, its derivatives, or the variance function.			0.00		Algorithm converged.	0.00	NE	0.9999	NE	>999.99		Algorithm converged.	0.00	NE
Injury, poisoning and procedural complications	Wound	3	196	39.6	0	0.0	186	37.3	0	0.0	NE			NE	NE	NE		NE	NE	NE	NE		NE	NE	NE	NE		NE		NE	NE	NE
Injury, poisoning and procedural complications	Wound	4-5	112	22.6	0	0.0	125	25.1	1	0.8		*	Quasi-complete separation of data points detected.				*	WARNING: The relative Hessian convergence criterion of 16.316112867 is greater than the limit of 0.0001. The convergence is questionable.			0.00		Algorithm converged.	0.00	NE	0.9999		>999.99		Algorithm converged.	0.00	NE
Injury, poisoning and procedural complications	Wound complication	1-2	187	37.8	0	0.0	187	37.6	0	0.0	NE			NE	NE	NE		NE	NE	NE	NE		NE	NE	NE	NE	NE	NE		NE	NE	NE
Injury, poisoning and procedural complications	Wound complication	3	196	39.6	0	0.0	186	37.3	0	0.0	NE			NE	NE	NE		NE	NE	NE	NE		NE	NE	NE	NE		NE		NE	NE	NE
Injury, poisoning and procedural complications	Wound complication	4-5	112	22.6	0	0.0	125	25.1	1	0.8		*	Quasi-complete separation of data points detected.				*	WARNING: The relative Hessian convergence criterion of 16.316112867 is greater than the limit of 0.0001. The convergence is questionable.			0.00		Algorithm converged.	0.00	NE	0.9999		>999.99		Algorithm converged.	0.00	NE
Investigations		1-2	187	37.8	77	41.2	187	37.6	76	40.6	1.02		Convergence criterion (GCONV=1E-8) satisfied.	0.68	1.54	0.005		Algorithm converged.	-0.094	0.105	1.01		Algorithm converged.	0.79	1.29	0.9162	0.9147	0.99		Algorithm converged.	0.77	1.26
Investigations		3	196	39.6	84	42.9	186	37.3	75	40.3	1.11		Convergence criterion (GCONV=1E-8) satisfied.	0.74	1.67	0.025		Algorithm converged.	-0.073	0.124	1.06		Algorithm converged.	0.84	1.35	0.6158		0.94		Algorithm converged.	0.74	1.19
Investigations		4-5	112	22.6	53	47.3	125	25.1	54	43.2	1.18		Convergence criterion (GCONV=1E-8) satisfied.	0.71	1.97	0.041		Algorithm converged.	-0.086	0.168	1.10		Algorithm converged.	0.83	1.45	0.5241		0.91		Algorithm converged.	0.69	1.21
Investigations	Activated partial thromboplastin time prolonged	1-2	187	37.8	1	0.5	187	37.6	0	0.0		*	Quasi-complete separation of data points detected.				*	ERROR: The mean parameter is either invalid or at a limit of its range for some observations.			NE		Algorithm converged.	NE	NE	NE	NE	NE		Algorithm converged.	NE	NE
Investigations	Activated partial thromboplastin time prolonged	3	196	39.6	1	0.5	186	37.3	0	0.0		*	Quasi-complete separation of data points detected.				*	ERROR: The mean parameter is either invalid or at a limit of its range for some observations.			NE		Algorithm converged.	NE	NE	NE		NE		Algorithm converged.	NE	NE
Investigations	Activated partial thromboplastin time prolonged	4-5	112	22.6	0	0.0	125	25.1	0	0.0	NE			NE	NE	NE		NE	NE	NE	NE		NE	NE	NE	NE		NE		NE	NE	NE
Investigations	Alanine aminotransferase increased	1-2	187	37.8	15	8.0	187	37.6	16	8.6	0.93		Convergence criterion (GCONV=1E-8) satisfied.	0.45	1.94	-0.005		Algorithm converged.	-0.061	0.051	0.94		Algorithm converged.	0.48	1.84	0.8513	0.9606	1.07		Algorithm converged.	0.54	2.09
Investigations	Alanine aminotransferase increased	3	196	39.6	17	8.7	186	37.3	16	8.6	1.01		Convergence criterion (GCONV=1E-8) satisfied.	0.49	2.06	0.001		Algorithm converged.	-0.056	0.057	1.01		Algorithm converged.	0.53	1.94	0.9802		0.99		Algorithm converged.	0.52	1.90
Investigations	Alanine aminotransferase increased	4-5	112	22.6	7	6.3	125	25.1	7	5.6	1.12		Convergence criterion (GCONV=1E-8) satisfied.	0.38	3.31	0.007		Algorithm converged.	-0.054	0.067	1.12		Algorithm converged.	0.40	3.08	0.8323		0.90		Algorithm converged.	0.32	2.48
Investigations	Amylase increased	1-2	187	37.8	0	0.0	187	37.6	3	1.6		*	Quasi-complete separation of data points detected.				*	ERROR: Error in computing the link function, its derivatives, or the variance function.			0.00		Algorithm converged.	0.00	NE	0.9999	0.4774	>999.99		Algorithm converged.	0.00	NE
Investigations	Amylase increased	3	196	39.6	1	0.5	186	37.3	3	1.6	0.31		Convergence criterion (GCONV=1E-8) satisfied.	0.03	3.03	-0.011		Algorithm converged.	-0.032	0.010	0.32		Algorithm converged.	0.03	3.01	0.3170		3.16		Algorithm converged.	0.33	30.12
Investigations	Amylase increased	4-5	112	22.6	1	0.9	125	25.1	3	2.4	0.37		Convergence criterion (GCONV=1E-8) satisfied.	0.04	3.57	-0.015		Algorithm converged.	-0.047	0.017	0.37		Algorithm converged.	0.04	3.53	0.3888		2.69		Algorithm converged.	0.28	25.47
Investigations	Apolipoprotein B increased	1-2	187	37.8	1	0.5	187	37.6	1	0.5	1.00		Convergence criterion (GCONV=1E-8) satisfied.	0.06	16.11	0.000		Algorithm converged.	-0.015	0.015	1.00		Algorithm converged.	0.06	15.87	1.0000	NE	1.00		Algorithm converged.	0.06	15.87
Investigations	Apolipoprotein B increased	3	196	39.6	0	0.0	186	37.3	0	0.0	NE			NE	NE	NE		NE	NE	NE	NE		NE	NE	NE	NE		NE		NE	NE	NE
Investigations	Apolipoprotein B increased	4-5	112	22.6	0	0.0	125	25.1	0	0.0	NE			NE	NE	NE		NE	NE	NE	NE		NE	NE	NE	NE		NE		NE	NE	NE
Investigations	Aspartate aminotransferase increased	1-2	187	37.8	12	6.4	187	37.6	12	6.4	1.00		Convergence criterion (GCONV=1E-8) satisfied.	0.44	2.29	0.000		Algorithm converged.	-0.050	0.050	1.00		Algorithm converged.	0.46	2.17	1.0000	0.8577	1.00		Algorithm converged.	0.46	2.17
Investigations	Aspartate aminotransferase increased	3	196	39.6	15	7.7	186	37.3	12	6.5	1.20		Convergence criterion (GCONV=1E-8) satisfied.	0.55	2.64	0.012		Algorithm converged.	-0.039	0.063	1.19		Algorithm converged.	0.57	2.47	0.6475		0.84		Algorithm converged.	0.41	1.75
Investigations	Aspartate aminotransferase increased	4-5	112	22.6	6	5.4	125	25.1	8	6.4	0.83		Convergence criterion (GCONV=1E-8) satisfied.	0.28	2.46	-0.010		Algorithm converged.	-0.070	0.049	0.84		Algorithm converged.	0.30	2.34	0.7344		1.19		Algorithm converged.	0.43	3.34
Investigations	B-lymphocyte count decreased	1-2	187	37.8	0	0.0	187	37.6	0	0.0	NE			NE	NE	NE		NE	NE	NE	NE		NE	NE	NE	NE	NE	NE		NE	NE	NE
Investigations	B-lymphocyte count decreased	3	196	39.6	0	0.0	186	37.3	1	0.5		*	Quasi-complete separation of data points detected.				*	ERROR: Error in computing the link function, its derivatives, or the variance function.			0.00		Algorithm converged.	0.00	NE	1.0000		>999.99		Algorithm converged.	0.00	NE
Investigations	B-lymphocyte count decreased	4-5	112	22.6	0	0.0	125	25.1	0	0.0	NE			NE	NE	NE		NE	NE	NE	NE		NE	NE	NE	NE		NE		NE	NE	NE
Investigations	Bacterial test positive	1-2	187	37.8	1	0.5	187	37.6	0	0.0		*	Quasi-complete separation of data points detected.				*	WARNING: Negative of Hessian not positive definite.			NE		Algorithm converged.	NE	NE	NE	NE	NE		Algorithm converged.	NE	NE
Investigations	Bacterial test positive	3	196	39.6	0	0.0	186	37.3	0	0.0	NE			NE	NE	NE		NE	NE	NE	NE		NE	NE	NE	NE		NE		NE	NE	NE
Investigations	Bacterial test positive	4-5	112	22.6	0	0.0	125	25.1	1	0.8		*	Quasi-complete separation of data points detected.				*	WARNING: The relative Hessian convergence criterion of 16.31611281 is greater than the limit of 0.0001. The convergence is questionable.			0.00		Algorithm converged.	0.00	NE	0.9999		>999.99		Algorithm converged.	0.00	NE
Investigations	Beta 2 microglobulin increased	1-2	187	37.8	0	0.0	187	37.6	1	0.5		*	Quasi-complete separation of data points detected.				*	ERROR: Error in computing the link function, its derivatives, or the variance function.			0.00		Algorithm converged.	0.00	NE	0.9999	NE	>999.99		Algorithm converged.	0.00	NE
Investigations	Beta 2 microglobulin increased	3	196	39.6	0	0.0	186	37.3	0	0.0	NE			NE	NE	NE		NE	NE	NE	NE		NE	NE	NE	NE		NE		NE	NE	NE
Investigations	Beta 2 microglobulin increased	4-5	112	22.6	0	0.0	125	25.1	0	0.0	NE			NE	NE	NE		NE	NE	NE	NE		NE	NE	NE	NE		NE		NE	NE	NE
Investigations	Blood albumin decreased	1-2	187	37.8	0	0.0	187	37.6	0	0.0	NE			NE	NE	NE		NE	NE	NE	NE		NE	NE	NE	NE	NE	NE		NE	NE	NE
Investigations	Blood albumin decreased	3	196	39.6	1	0.5	186	37.3	1	0.5	0.95		Convergence criterion (GCONV=1E-8) satisfied.	0.06	15.28	0.000		Algorithm converged.	-0.015	0.014	0.95		Algorithm converged.	0.06	15.06	0.9704		1.05		Algorithm converged.	0.07	16.72
Investigations	Blood albumin decreased	4-5	112	22.6	0	0.0	125	25.1	0	0.0	NE			NE	NE	NE		NE	NE	NE	NE		NE	NE	NE	NE		NE		NE	NE	NE
Investigations	Blood alkaline phosphatase	1-2	187	37.8	0	0.0	187	37.6	0	0.0	NE			NE	NE	NE		NE	NE	NE	NE		NE	NE	NE	NE	NE	NE		NE	NE	NE
Investigations	Blood alkaline phosphatase	3	196	39.6	1	0.5	186	37.3	0	0.0		*	Quasi-complete separation of data points detected.				*	ERROR: The mean parameter is either invalid or at a limit of its range for some observations.			NE		Algorithm converged.	NE	NE	NE		NE		Algorithm converged.	NE	NE
Investigations	Blood alkaline phosphatase	4-5	112	22.6	0	0.0	125	25.1	0	0.0	NE			NE	NE	NE		NE	NE	NE	NE		NE	NE	NE	NE		NE		NE	NE	NE
Investigations	Blood alkaline phosphatase increased	1-2	187	37.8	0	0.0	187	37.6	2	1.1		*	Quasi-complete separation of data points detected.				*	ERROR: Error in computing the link function, its derivatives, or the variance function.			0.00		Algorithm converged.	0.00	NE	0.9999	0.1615	>999.99		Algorithm converged.	0.00	NE
Investigations	Blood alkaline phosphatase increased	3	196	39.6	7	3.6	186	37.3	5	2.7	1.34		Convergence criterion (GCONV=1E-8) satisfied.	0.42	4.30	0.009		Algorithm converged.	-0.026	0.044	1.33		Algorithm converged.	0.43	4.11	0.6222		0.75		Algorithm converged.	0.24	2.33
Investigations	Blood alkaline phosphatase increased	4-5	112	22.6	1	0.9	125	25.1	3	2.4	0.37		Convergence criterion (GCONV=1E-8) satisfied.	0.04	3.57	-0.015		Algorithm converged.	-0.047	0.017	0.37		Algorithm converged.	0.04	3.53	0.3888		2.69		Algorithm converged.	0.28	25.47
Investigations	Blood bilirubin increased	1-2	187	37.8	4	2.1	187	37.6	2	1.1	2.02		Convergence criterion (GCONV=1E-8) satisfied.	0.37	11.17	0.011		Algorithm converged.	-0.015	0.036	2.00		Algorithm converged.	0.37	10.79	0.4202	0.3417	0.50		Algorithm converged.	0.09	2.70
Investigations	Blood bilirubin increased	3	196	39.6	3	1.5	186	37.3	4	2.2	0.71		Convergence criterion (GCONV=1E-8) satisfied.	0.16	3.20	-0.006		Algorithm converged.	-0.033	0.021	0.71		Algorithm converged.	0.16	3.14	0.6532		1.41		Algorithm converged.	0.32	6.19
Investigations	Blood bilirubin increased	4-5	112	22.6	1	0.9	125	25.1	0	0.0		*	Quasi-complete separation of data points detected.				*	WARNING: The relative Hessian convergence criterion of 18.712482 is greater than the limit of 0.0001. The convergence is questionable.			NE		Algorithm converged.	NE	NE	NE		NE		Algorithm converged.	NE	NE
Investigations	Blood calcium decreased	1-2	187	37.8	1	0.5	187	37.6	0	0.0		*	Quasi-complete separation of data points detected.				*	ERROR: The mean parameter is either invalid or at a limit of its range for some observations.			NE		Algorithm converged.	NE	NE	NE	NE	NE		Algorithm converged.	NE	NE

Investigations	Blood calcium decreased	3	196	39.6	0	0.0	186	37.3	0	0.0	NE			NE	NE	NE		NE	NE	NE	NE		NE	NE	NE	NE		NE		NE	NE	NE
Investigations	Blood calcium decreased	4-5	112	22.6	0	0.0	125	25.1	0	0.0	NE			NE	NE	NE		NE	NE	NE	NE		NE	NE	NE	NE		NE		NE	NE	NE
Investigations	Blood chloride decreased	1-2	187	37.8	0	0.0	187	37.6	0	0.0	NE			NE	NE	NE		NE	NE	NE	NE		NE	NE	NE	NE	NE	NE		NE	NE	NE
Investigations	Blood chloride decreased	3	196	39.6	0	0.0	186	37.3	1	0.5		*	Quasi-complete separation of data points detected.				*	ERROR: Error in computing the link function, its derivatives, or the variance function.			0.00		Algorithm converged.	0.00	NE	1.0000		>999.99		Algorithm converged.	0.00	NE
Investigations	Blood chloride decreased	4-5	112	22.6	0	0.0	125	25.1	0	0.0	NE			NE	NE	NE		NE	NE	NE	NE		NE	NE	NE	NE		NE		NE	NE	NE
Investigations	Blood cholesterol increased	1-2	187	37.8	1	0.5	187	37.6	1	0.5	1.00		Convergence criterion (GCONV=1E-8) satisfied.	0.06	16.11	0.000		Algorithm converged.	-0.015	0.015	1.00		Algorithm converged.	0.06	15.87	1.0000	NE	1.00		Algorithm converged.	0.06	15.87
Investigations	Blood cholesterol increased	3	196	39.6	0	0.0	186	37.3	3	1.6		*	Quasi-complete separation of data points detected.				*	ERROR: Error in computing the link function, its derivatives, or the variance function.			0.00		Algorithm converged.	0.00	NE	0.9999		>999.99		Algorithm converged.	0.00	NE
Investigations	Blood cholesterol increased	4-5	112	22.6	0	0.0	125	25.1	0	0.0	NE			NE	NE	NE		NE	NE	NE	NE		NE	NE	NE	NE		NE		NE	NE	NE
Investigations	Blood creatine increased	1-2	187	37.8	0	0.0	187	37.6	2	1.1		*	Quasi-complete separation of data points detected.				*	ERROR: Error in computing the link function, its derivatives, or the variance function.			0.00		Algorithm converged.	0.00	NE	0.9999	NE	>999.99		Algorithm converged.	0.00	NE
Investigations	Blood creatine increased	3	196	39.6	0	0.0	186	37.3	0	0.0	NE			NE	NE	NE		NE	NE	NE	NE		NE	NE	NE	NE		NE		NE	NE	NE
Investigations	Blood creatine increased	4-5	112	22.6	0	0.0	125	25.1	0	0.0	NE			NE	NE	NE		NE	NE	NE	NE		NE	NE	NE	NE		NE		NE	NE	NE
Investigations	Blood creatinine increased	1-2	187	37.8	0	0.0	187	37.6	2	1.1		*	Quasi-complete separation of data points detected.				*	ERROR: Error in computing the link function, its derivatives, or the variance function.			0.00		Algorithm converged.	0.00	NE	0.9999	0.3855	>999.99		Algorithm converged.	0.00	NE
Investigations	Blood creatinine increased	3	196	39.6	1	0.5	186	37.3	4	2.2	0.23		Convergence criterion (GCONV=1E-8) satisfied.	0.03	2.11	-0.016		Algorithm converged.	-0.040	0.007	0.24		Algorithm converged.	0.03	2.10	0.1963		4.22		Algorithm converged.	0.48	37.37
Investigations	Blood creatinine increased	4-5	112	22.6	1	0.9	125	25.1	1	0.8	1.12		Convergence criterion (GCONV=1E-8) satisfied.	0.07	18.07	0.001		Algorithm converged.	-0.022	0.024	1.12		Algorithm converged.	0.07	17.63	0.9378		0.90		Algorithm converged.	0.06	14.16
Investigations	Blood culture positive	1-2	187	37.8	0	0.0	187	37.6	0	0.0	NE			NE	NE	NE		NE	NE	NE	NE		NE	NE	NE	NE	NE	NE		NE	NE	NE
Investigations	Blood culture positive	3	196	39.6	0	0.0	186	37.3	0	0.0	NE			NE	NE	NE		NE	NE	NE	NE		NE	NE	NE	NE		NE		NE	NE	NE
Investigations	Blood culture positive	4-5	112	22.6	0	0.0	125	25.1	1	0.8		*	Quasi-complete separation of data points detected.				*	WARNING: The relative Hessian convergence criterion of 16.31611281 is greater than the limit of 0.0001. The convergence is questionable.			0.00		Algorithm converged.	0.00	NE	0.9999		>999.99		Algorithm converged.	0.00	NE
Investigations	Blood folate decreased	1-2	187	37.8	0	0.0	187	37.6	0	0.0	NE			NE	NE	NE		NE	NE	NE	NE		NE	NE	NE	NE	NE	NE		NE	NE	NE
Investigations	Blood folate decreased	3	196	39.6	1	0.5	186	37.3	0	0.0		*	Quasi-complete separation of data points detected.				*	ERROR: The mean parameter is either invalid or at a limit of its range for some observations.			NE		Algorithm converged.	NE	NE	NE		NE		Algorithm converged.	NE	NE
Investigations	Blood folate decreased	4-5	112	22.6	0	0.0	125	25.1	0	0.0	NE			NE	NE	NE		NE	NE	NE	NE		NE	NE	NE	NE		NE		NE	NE	NE
Investigations	Blood glucose decreased	1-2	187	37.8	0	0.0	187	37.6	0	0.0	NE			NE	NE	NE		NE	NE	NE	NE		NE	NE	NE	NE	NE	NE		NE	NE	NE
Investigations	Blood glucose decreased	3	196	39.6	0	0.0	186	37.3	1	0.5		*	Quasi-complete separation of data points detected.				*	ERROR: Error in computing the link function, its derivatives, or the variance function.			0.00		Algorithm converged.	0.00	NE	1.0000		>999.99		Algorithm converged.	0.00	NE
Investigations	Blood glucose decreased	4-5	112	22.6	0	0.0	125	25.1	0	0.0	NE			NE	NE	NE		NE	NE	NE	NE		NE	NE	NE	NE		NE		NE	NE	NE
Investigations	Blood glucose increased	1-2	187	37.8	8	4.3	187	37.6	2	1.1	4.13		Convergence criterion (GCONV=1E-8) satisfied.	0.87	19.73	0.032		Algorithm converged.	0.000	0.065	4.00		Algorithm converged.	0.86	18.59	0.0769	0.5203	0.25		Algorithm converged.	0.05	1.16
Investigations	Blood glucose increased	3	196	39.6	2	1.0	186	37.3	2	1.1	0.95		Convergence criterion (GCONV=1E-8) satisfied.	0.13	6.80	-0.001		Algorithm converged.	-0.021	0.020	0.95		Algorithm converged.	0.14	6.67	0.9580		1.05		Algorithm converged.	0.15	7.40
Investigations	Blood glucose increased	4-5	112	22.6	0	0.0	125	25.1	0	0.0	NE			NE	NE	NE		NE	NE	NE	NE		NE	NE	NE	NE		NE		NE	NE	NE
Investigations	Blood immunoglobulin G decreased	1-2	187	37.8	0	0.0	187	37.6	0	0.0	NE			NE	NE	NE		NE	NE	NE	NE		NE	NE	NE	NE	NE	NE		NE	NE	NE
Investigations	Blood immunoglobulin G decreased	3	196	39.6	2	1.0	186	37.3	1	0.5	1.91		Convergence criterion (GCONV=1E-8) satisfied.	0.17	21.21	0.005		Algorithm converged.	-0.013	0.022	1.90		Algorithm converged.	0.17	20.76	0.5996		0.53		Algorithm converged.	0.05	5.76
Investigations	Blood immunoglobulin G decreased	4-5	112	22.6	0	0.0	125	25.1	0	0.0	NE			NE	NE	NE		NE	NE	NE	NE		NE	NE	NE	NE		NE		NE	NE	NE
Investigations	Blood immunoglobulin M decreased	1-2	187	37.8	0	0.0	187	37.6	0	0.0	NE			NE	NE	NE		NE	NE	NE	NE		NE	NE	NE	NE	NE	NE		NE	NE	NE
Investigations	Blood immunoglobulin M decreased	3	196	39.6	1	0.5	186	37.3	0	0.0		*	Quasi-complete separation of data points detected.				*	ERROR: The mean parameter is either invalid or at a limit of its range for some observations.			NE		Algorithm converged.	NE	NE	NE		NE		Algorithm converged.	NE	NE
Investigations	Blood immunoglobulin M decreased	4-5	112	22.6	0	0.0	125	25.1	0	0.0	NE			NE	NE	NE		NE	NE	NE	NE		NE	NE	NE	NE		NE		NE	NE	NE
Investigations	Blood lactate dehydrogenase increased	1-2	187	37.8	0	0.0	187	37.6	4	2.1		*	Quasi-complete separation of data points detected.				*	ERROR: Error in computing the link function, its derivatives, or the variance function.			0.00		Algorithm converged.	0.00	NE	0.9999	0.2175	>999.99		Algorithm converged.	0.00	NE
Investigations	Blood lactate dehydrogenase increased	3	196	39.6	1	0.5	186	37.3	2	1.1	0.47		Convergence criterion (GCONV=1E-8) satisfied.	0.04	5.25	-0.006		Algorithm converged.	-0.024	0.012	0.47		Algorithm converged.	0.04	5.19	0.5413		2.11		Algorithm converged.	0.19	23.05
Investigations	Blood lactate dehydrogenase increased	4-5	112	22.6	1	0.9	125	25.1	1	0.8	1.12		Convergence criterion (GCONV=1E-8) satisfied.	0.07	18.07	0.001		Algorithm converged.	-0.022	0.024	1.12		Algorithm converged.	0.07	17.63	0.9378		0.90		Algorithm converged.	0.06	14.16
Investigations	Blood lactic acid increased	1-2	187	37.8	0	0.0	187	37.6	0	0.0	NE			NE	NE	NE		NE	NE	NE	NE		NE	NE	NE	NE	NE	NE		NE	NE	NE
Investigations	Blood lactic acid increased	3	196	39.6	1	0.5	186	37.3	0	0.0		*	Quasi-complete separation of data points detected.				*	ERROR: The mean parameter is either invalid or at a limit of its range for some observations.			NE		Algorithm converged.	NE	NE	NE		NE		Algorithm converged.	NE	NE
Investigations	Blood lactic acid increased	4-5	112	22.6	0	0.0	125	25.1	0	0.0	NE			NE	NE	NE		NE	NE	NE	NE		NE	NE	NE	NE		NE		NE	NE	NE
Investigations	Blood magnesium decreased	1-2	187	37.8	0	0.0	187	37.6	0	0.0	NE			NE	NE	NE		NE	NE	NE	NE		NE	NE	NE	NE	NE	NE		NE	NE	NE
Investigations	Blood magnesium decreased	3	196	39.6	1	0.5	186	37.3	0	0.0		*	Quasi-complete separation of data points detected.				*	ERROR: The mean parameter is either invalid or at a limit of its range for some observations.			NE		Algorithm converged.	NE	NE	NE		NE		Algorithm converged.	NE	NE
Investigations	Blood magnesium decreased	4-5	112	22.6	0	0.0	125	25.1	0	0.0	NE			NE	NE	NE		NE	NE	NE	NE		NE	NE	NE	NE		NE		NE	NE	NE
Investigations	Blood potassium decreased	1-2	187	37.8	1	0.5	187	37.6	0	0.0		*	Quasi-complete separation of data points detected.				*	ERROR: The mean parameter is either invalid or at a limit of its range for some observations.			NE		Algorithm converged.	NE	NE	NE	NE	NE		Algorithm converged.	NE	NE
Investigations	Blood potassium decreased	3	196	39.6	0	0.0	186	37.3	3	1.6		*	Quasi-complete separation of data points detected.				*	ERROR: Error in computing the link function, its derivatives, or the variance function.			0.00		Algorithm converged.	0.00	NE	0.9999		>999.99		Algorithm converged.	0.00	NE
Investigations	Blood potassium decreased	4-5	112	22.6	0	0.0	125	25.1	0	0.0	NE			NE	NE	NE		NE	NE	NE	NE		NE	NE	NE	NE		NE		NE	NE	NE
Investigations	Blood potassium increased	1-2	187	37.8	0	0.0	187	37.6	0	0.0	NE			NE	NE	NE		NE	NE	NE	NE		NE	NE	NE	NE	NE	NE		NE	NE	NE
Investigations	Blood potassium increased	3	196	39.6	0	0.0	186	37.3	1	0.5		*	Quasi-complete separation of data points detected.				*	ERROR: Error in computing the link function, its derivatives, or the variance function.			0.00		Algorithm converged.	0.00	NE	1.0000		>999.99		Algorithm converged.	0.00	NE
Investigations	Blood potassium increased	4-5	112	22.6	0	0.0	125	25.1	0	0.0	NE			NE	NE	NE		NE	NE	NE	NE		NE	NE	NE	NE		NE		NE	NE	NE
Investigations	Blood pressure decreased	1-2	187	37.8	1	0.5	187	37.6	0	0.0		*	Quasi-complete separation of data points detected.				*	ERROR: The mean parameter is either invalid or at a limit of its range for some observations.			NE		Algorithm converged.	NE	NE	NE	NE	NE		Algorithm converged.	NE	NE
Investigations	Blood pressure decreased	3	196	39.6	0	0.0	186	37.3	0	0.0	NE			NE	NE	NE		NE	NE	NE	NE		NE	NE	NE	NE		NE		NE	NE	NE
Investigations	Blood pressure decreased	4-5	112	22.6	0	0.0	125	25.1	0	0.0	NE			NE	NE	NE		NE	NE	NE	NE		NE	NE	NE	NE		NE		NE	NE	NE
Investigations	Blood pressure increased	1-2	187	37.8	0	0.0	187	37.6	1	0.5		*	Quasi-complete separation of data points detected.				*	ERROR: Error in computing the link function, its derivatives, or the variance function.			0.00		Algorithm converged.	0.00	NE	0.9999	0.7207	>999.99		Algorithm converged.	0.00	NE
Investigations	Blood pressure increased	3	196	39.6	1	0.5	186	37.3	2	1.1	0.47		Convergence criterion (GCONV=1E-8) satisfied.	0.04	5.25	-0.006		Algorithm converged.	-0.024	0.012	0.47		Algorithm converged.	0.04	5.19	0.5413		2.11		Algorithm converged.	0.19	23.05
Investigations	Blood pressure increased	4-5	112	22.6	0	0.0	125	25.1	0	0.0	NE			NE	NE	NE		NE	NE	NE	NE		NE	NE	NE	NE		NE		NE	NE	NE
Investigations	Blood sodium decreased	1-2	187	37.8	1	0.5	187	37.6	0	0.0		*	Quasi-complete separation of data points detected.				*	ERROR: The mean parameter is either invalid or at a limit of its range for some observations.			NE		Algorithm converged.	NE	NE	NE	NE	NE		Algorithm converged.	NE	NE
Investigations	Blood sodium decreased	3	196	39.6	0	0.0	186	37.3	0	0.0	NE			NE	NE	NE		NE	NE	NE	NE		NE	NE	NE	NE		NE		NE	NE	NE
Investigations	Blood sodium decreased	4-5	112	22.6	0	0.0	125	25.1	0	0.0	NE			NE	NE	NE		NE	NE	NE	NE		NE	NE	NE	NE		NE		NE	NE	NE
Investigations	Blood triglycerides increased	1-2	187	37.8	1	0.5	187	37.6	1	0.5	1.00		Convergence criterion (GCONV=1E-8) satisfied.	0.06	16.11	0.000		Algorithm converged.	-0.015	0.015	1.00		Algorithm converged.	0.06	15.87	1.0000	0.3265	1.00		Algorithm converged.	0.06	15.87
Investigations	Blood triglycerides increased	3	196	39.6	0	0.0	186	37.3	2	1.1		*	Quasi-complete separation of data points detected.				*	ERROR: Error in computing the link function, its derivatives, or the variance function.			0.00		Algorithm converged.	0.00	NE	0.9999		>999.99		Algorithm converged.	0.00	NE
Investigations	Blood triglycerides increased	4-5	112	22.6	0	0.0	125	25.1	1	0.8		*	Quasi-complete separation of data points detected.				*	WARNING: The relative Hessian convergence criterion of 16.316112867 is greater than the limit of 0.0001. The convergence is questionable.			0.00		Algorithm converged.	0.00	NE	0.9999		>999.99		Algorithm converged.	0.00	NE
Investigations	Blood uric acid increased	1-2	187	37.8	0	0.0	187	37.6	1	0.5		*	Quasi-complete separation of data points detected.				*	ERROR: Error in computing the link function, its derivatives, or the variance function.			0.00		Algorithm converged.	0.00	NE	0.9999	0.1344	>999.99		Algorithm converged.	0.00	NE
Investigations	Blood uric acid increased	3	196	39.6	0	0.0	186	37.3	1	0.5		*	Quasi-complete separation of data points detected.				*	ERROR: Error in computing the link function, its derivatives, or the variance function.			0.00		Algorithm converged.	0.00	NE	1.0000		>999.99		Algorithm converged.	0.00	NE
Investigations	Blood uric acid increased	4-5	112	22.6	1	0.9	125	25.1	0	0.0		*	Quasi-complete separation of data points detected.				*	WARNING: The relative Hessian convergence criterion of 18.712481801 is greater than the limit of 0.0001. The convergence is questionable.			NE		Algorithm converged.	NE	NE	NE		NE		Algorithm converged.	NE	NE
Investigations	Body temperature increased	1-2	187	37.8	0	0.0	187	37.6	1	0.5		*	Quasi-complete separation of data points detected.				*	ERROR: Error in computing the link function, its derivatives, or the variance function.			0.00		Algorithm converged.	0.00	NE	0.9999	NE	>999.99		Algorithm converged.	0.00	NE
Investigations	Body temperature increased	3	196	39.6	0	0.0	186	37.3	0	0.0	NE			NE	NE	NE		NE	NE	NE	NE		NE	NE	NE	NE		NE		NE	NE	NE
Investigations	Body temperature increased	4-5	112	22.6	1	0.9	125	25.1	1	0.8	1.12		Convergence criterion (GCONV=1E-8) satisfied.	0.07	18.07	0.001		Algorithm converged.	-0.022	0.024	1.12		Algorithm converged.	0.07	17.63	0.9378		0.90		Algorithm converged.	0.06	14.16
Investigations	Brain natriuretic peptide increased	1-2	187	37.8	0	0.0	187	37.6	1	0.5		*	Quasi-complete separation of data points detected.				*	ERROR: Error in computing the link function, its derivatives, or the variance function.			0.00		Algorithm converged.	0.00	NE	0.9999	NE	>999.99		Algorithm converged.	0.00	NE
Investigations	Brain natriuretic peptide increased	3	196	39.6	0	0.0	186	37.3	0	0.0	NE			NE	NE	NE		NE	NE	NE	NE		NE	NE	NE	NE		NE		NE	NE	NE
Investigations	Brain natriuretic peptide increased	4-5	112	22.6	0	0.0	125	25.1	0	0.0	NE			NE	NE	NE		NE	NE	NE	NE		NE	NE	NE	NE		NE		NE	NE	NE
Investigations	C-reactive protein increased	1-2	187	37.8	2	1.1	187	37.6	1	0.5	2.01		Convergence criterion (GCONV=1E-8) satisfied.	0.18	22.37	0.005		Algorithm converged.	-0.013	0.023	2.00		Algorithm converged.	0.18	21.87	0.5700	0.3137	0.50		Algorithm converged.	0.05	5.47
Investigations	C-reactive protein increased	3	196	39.6	1	0.5	186	37.3	0	0.0		*	Quasi-complete separation of data points detected.				*	ERROR: The mean parameter is either invalid or at a limit of its range for some observations.			NE		Algorithm converged.	NE	NE	NE		NE		Algorithm converged.	NE	NE
Investigations	C-reactive protein increased	4-5	112	22.6	4	3.6	125	25.1	0	0.0		*	Quasi-complete separation of data points detected.				*	WARNING: Negative of Hessian not positive definite.			NE		Algorithm converged.	NE	NE	NE		NE		Algorithm converged.	NE	NE
Investigations	CD19 lymphocytes decreased	1-2	187	37.8	0	0.0	187	37.6	1	0.5		*	Quasi-complete separation of data points detected.				*	ERROR: Error in computing the link function, its derivatives, or the variance function.			0.00		Algorithm converged.	0.00	NE	0.9999	NE	>999.99		Algorithm converged.	0.00	NE
Investigations	CD19 lymphocytes decreased	3	196	39.6	0	0.0	186	37.3	0	0.0	NE			NE	NE	NE		NE	NE	NE	NE		NE	NE	NE	NE		NE		NE	NE	NE
Investigations	CD19 lymphocytes decreased	4-5	112	22.6	0	0.0	125	25.1	0	0.0	NE			NE	NE	NE		NE	NE	NE	NE		NE	NE	NE	NE		NE		NE	NE	NE
Investigations	Cardiac murmur	1-2	187	37.8	0	0.0	187	37.6	0	0.0	NE			NE	NE	NE		NE	NE	NE	NE		NE	NE	NE	NE	NE	NE		NE	NE	NE
Investigations	Cardiac murmur	3	196	39.6	0	0.0	186	37.3	1	0.5		*	Quasi-complete separation of data points detected.				*	ERROR: Error in computing the link function, its derivatives, or the variance function.			0.00		Algorithm converged.	0.00	NE	1.0000		>999.99		Algorithm converged.	0.00	NE
Investigations	Cardiac murmur	4-5	112	22.6	0	0.0	125	25.1	0	0.0	NE			NE	NE	NE		NE	NE	NE	NE		NE	NE	NE	NE		NE		NE	NE	NE
Investigations	Coronavirus test positive	1-2	187	37.8	0	0.0	187	37.6	0	0.0	NE			NE	NE	NE		NE	NE	NE	NE		NE	NE	NE	NE	NE	NE		NE	NE	NE
Investigations	Coronavirus test positive	3	196	39.6	1	0.5	186	37.3	0	0.0		*	Quasi-complete separation of data points detected.				*	ERROR: The mean parameter is either invalid or at a limit of its range for some observations.			NE		Algorithm converged.	NE	NE	NE		NE		Algorithm converged.	NE	NE
Investigations	Coronavirus test positive	4-5	112	22.6	0	0.0	125	25.1	0	0.0	NE			NE	NE	NE		NE	NE	NE	NE		NE	NE	NE	NE		NE		NE	NE	NE
Investigations	Corynebacterium test positive	1-2	187	37.8	0	0.0	187	37.6	0	0.0	NE			NE	NE	NE		NE	NE	NE	NE		NE	NE	NE	NE	NE	NE		NE	NE	NE
Investigations	Corynebacterium test positive	3	196	39.6	0	0.0	186	37.3	0	0.0	NE			NE	NE	NE		NE	NE	NE	NE		NE	NE	NE	NE		NE		NE	NE	NE
Investigations	Corynebacterium test positive	4-5	112	22.6	0	0.0	125	25.1	1	0.8		*	Quasi-complete separation of data points detected.				*	WARNING: The relative Hessian convergence criterion of 16.316112867 is greater than the limit of 0.0001. The convergence is questionable.			0.00		Algorithm converged.	0.00	NE	0.9999		>999.99		Algorithm converged.	0.00	NE
Investigations	Ejection fraction decreased	1-2	187	37.8	5	2.7	187	37.6	3	1.6	1.68		Convergence criterion (GCONV=1E-8) satisfied.	0.40	7.15	0.011		Algorithm converged.	-0.019	0.040	1.67		Algorithm converged.	0.40	6.87	0.4798	0.5934	0.60		Algorithm converged.	0.15	2.47
Investigations	Ejection fraction decreased	3	196	39.6	3	1.5	186	37.3	2	1.1	1.43		Convergence criterion (GCONV=1E-8) satisfied.	0.24	8.65	0.005		Algorithm converged.	-0.018	0.027	1.42		Algorithm converged.	0.24	8.42	0.6971		0.70		Algorithm converged.	0.12	4.16
Investigations	Ejection fraction decreased	4-5	112	22.6	1	0.9	125	25.1	0	0.0		*	Quasi-complete separation of data points detected.				*	WARNING: The relative Hessian convergence criterion of 18.712481867 is greater than the limit of 0.0001. The convergence is questionable.			NE		Algorithm converged.	NE	NE	NE		NE		Algorithm converged.	NE	NE
Investigations	Electrocardiogram QT prolonged	1-2	187	37.8	1	0.5	187	37.6	0	0.0		*	Quasi-complete separation of data points detected.				*	ERROR: The mean parameter is either invalid or at a limit of its range for some observations.			NE		Algorithm converged.	NE	NE	NE	NE	NE		Algorithm converged.	NE	NE
Investigations	Electrocardiogram QT prolonged	3	196	39.6	0	0.0	186	37.3	0	0.0	NE			NE	NE	NE		NE	NE	NE	NE		NE	NE	NE	NE		NE		NE	NE	NE
Investigations	Electrocardiogram QT prolonged	4-5	112	22.6	0	0.0	125	25.1	0	0.0	NE			NE	NE	NE		NE	NE	NE	NE		NE	NE	NE	NE		NE		NE	NE	NE
Investigations	Electrocardiogram T wave abnormal	1-2	187	37.8	0	0.0	187	37.6	2	1.1		*	Quasi-complete separation of data points detected.				*	ERROR: Error in computing the link function, its derivatives, or the variance function.			0.00		Algorithm converged.	0.00	NE	0.9999	NE	>999.99		Algorithm converged.	0.00	NE
Investigations	Electrocardiogram T wave abnormal	3	196	39.6	0	0.0	186	37.3	0	0.0	NE			NE	NE	NE		NE	NE	NE	NE		NE	NE	NE	NE		NE		NE	NE	NE
Investigations	Electrocardiogram T wave abnormal	4-5	112	22.6	0	0.0	125	25.1	0	0.0	NE			NE	NE	NE		NE	NE	NE	NE		NE	NE	NE	NE		NE		NE	NE	NE
Investigations	Gamma-glutamyltransferase increased	1-2	187	37.8	5	2.7	187	37.6	1	0.5	5.11		Convergence criterion (GCONV=1E-8) satisfied.	0.59	44.16	0.021		Algorithm converged.	-0.004	0.047	5.00		Algorithm converged.	0.59	42.39	0.1400	0.0514	0.20		Algorithm converged.	0.02	1.70
Investigations	Gamma-glutamyltransferase increased	3	196	39.6	4	2.0	186	37.3	8	4.3	0.46		Convergence criterion (GCONV=1E-8) satisfied.	0.14	1.57	-0.023		Algorithm converged.	-0.058	0.013	0.47		Algorithm converged.	0.15	1.55	0.2169		2.11		Algorithm converged.	0.65	6.88
Investigations	Gamma-glutamyltransferase increased	4-5	112	22.6	5	4.5	125	25.1	2	1.6	2.87		Convergence criterion (GCONV=1E-8) satisfied.	0.55	15.12	0.029		Algorithm converged.	-0.015	0.073	2.79		Algorithm converged.	0.55	14.10	0.2144		0.36		Algorithm converged.	0.07	1.81
Investigations	Gastric pH decreased	1-2	187	37.8	1	0.5	187	37.6	0	0.0		*	Quasi-complete separation of data points detected.				*	WARNING: Negative of Hessian not positive definite.			NE		Algorithm converged.	NE	NE	NE	NE	NE		Algorithm converged.	NE	NE
Investigations	Gastric pH decreased	3	196	39.6	0	0.0	186	37.3	0	0.0	NE			NE	NE	NE		NE	NE	NE	NE		NE	NE	NE	NE		NE		NE	NE	NE
Investigations	Gastric pH decreased	4-5	112	22.6	0	0.0	125	25.1	0	0.0	NE			NE	NE	NE		NE	NE	NE	NE		NE	NE	NE	NE		NE		NE	NE	NE
Investigations	Haemoglobin decreased	1-2	187	37.8	0	0.0	187	37.6	1	0.5		*	Quasi-complete separation of data points detected.				*	ERROR: Error in computing the link function, its derivatives, or the variance function.			0.00		Algorithm converged.	0.00	NE	0.9999	0.3515	>999.99		Algorithm converged.	0.00	NE
Investigations	Haemoglobin decreased	3	196	39.6	1	0.5	186	37.3	1	0.5	0.95		Convergence criterion (GCONV=1E-8) satisfied.	0.06	15.28	0.000		Algorithm converged.	-0.015	0.014	0.95		Algorithm converged.	0.06	15.06	0.9704		1.05		Algorithm converged.	0.07	16.72
Investigations	Haemoglobin decreased	4-5	112	22.6	0	0.0	125	25.1	2	1.6		*	Quasi-complete separation of data points detected.				*	WARNING: The relative Hessian convergence criterion of 10.206215758 is greater than the limit of 0.0001. The convergence is questionable.			0.00		Algorithm converged.	0.00	NE	0.9999		>999.99		Algorithm converged.	0.00	NE
Investigations	Heart rate increased	1-2	187	37.8	0	0.0	187	37.6	0	0.0	NE			NE	NE	NE		NE	NE	NE	NE		NE	NE	NE	NE	NE	NE		NE	NE	NE
Investigations	Heart rate increased	3	196	39.6	0	0.0	186	37.3	0	0.0	NE			NE	NE	NE		NE	NE	NE	NE		NE	NE	NE	NE		NE		NE	NE	NE
Investigations	Heart rate increased	4-5	112	22.6	2	1.8	125	25.1	0	0.0		*	Quasi-complete separation of data points detected.				*	ERROR: Error in computing the link function, its derivatives, or the variance function.			NE		Algorithm converged.	NE	NE	NE		NE		Algorithm converged.	NE	NE
Investigations	Hepatic enzyme abnormal	1-2	187	37.8	0	0.0	187	37.6	0	0.0	NE			NE	NE	NE		NE	NE	NE	NE		NE	NE	NE	NE	NE	NE		NE	NE	NE
Investigations	Hepatic enzyme abnormal	3	196	39.6	0	0.0	186	37.3	0	0.0	NE			NE	NE	NE		NE	NE	NE	NE		NE	NE	NE	NE		NE		NE	NE	NE
Investigations	Hepatic enzyme abnormal	4-5	112	22.6	1	0.9	125	25.1	0	0.0		*	Quasi-complete separation of data points detected.				*	WARNING: The relative Hessian convergence criterion of 18.712481867 is greater than the limit of 0.0001. The convergence is questionable.			NE		Algorithm converged.	NE	NE	NE		NE		Algorithm converged.	NE	NE
Investigations	Hepatic enzyme increased	1-2	187	37.8	0	0.0	187	37.6	0	0.0	NE			NE	NE	NE		NE	NE	NE	NE		NE	NE	NE	NE	NE	NE		NE	NE	NE
Investigations	Hepatic enzyme increased	3	196	39.6	1	0.5	186	37.3	0	0.0		*	Quasi-complete separation of data points detected.				*	ERROR: The mean parameter is either invalid or at a limit of its range for some observations.			NE		Algorithm converged.	NE	NE	NE		NE		Algorithm converged.	NE	NE
Investigations	Hepatic enzyme increased	4-5	112	22.6	0	0.0	125	25.1	0	0.0	NE			NE	NE	NE		NE	NE	NE	NE		NE	NE	NE	NE		NE		NE	NE	NE

Investigations	Hepatitis B DNA increased	1-2	187	37.8	0	0.0	187	37.6	1	0.5		*	Quasi-complete separation of data points detected.				*	ERROR: Error in computing the link function, its derivatives, or the variance function.			0.00		Algorithm converged.	0.00	NE	0.9999	NE	>999.99		Algorithm converged.	0.00	NE
Investigations	Hepatitis B DNA increased	3	196	39.6	0	0.0	186	37.3	0	0.0	NE			NE	NE	NE		NE	NE	NE	NE		NE	NE	NE	NE		NE		NE	NE	NE
Investigations	Hepatitis B DNA increased	4-5	112	22.6	0	0.0	125	25.1	0	0.0	NE			NE	NE	NE		NE	NE	NE	NE		NE	NE	NE	NE		NE		NE	NE	NE
Investigations	High density lipoprotein decreased	1-2	187	37.8	0	0.0	187	37.6	0	0.0	NE			NE	NE	NE		NE	NE	NE	NE		NE	NE	NE	NE	NE	NE		NE	NE	NE
Investigations	High density lipoprotein decreased	3	196	39.6	0	0.0	186	37.3	0	0.0	NE			NE	NE	NE		NE	NE	NE	NE		NE	NE	NE	NE		NE		NE	NE	NE
Investigations	High density lipoprotein decreased	4-5	112	22.6	0	0.0	125	25.1	1	0.8		*	Quasi-complete separation of data points detected.				*	WARNING: The relative Hessian convergence criterion of 16.316112867 is greater than the limit of 0.0001. The convergence is questionable.			0.00		Algorithm converged.	0.00	NE	0.9999		>999.99		Algorithm converged.	0.00	NE
Investigations	High density lipoprotein increased	1-2	187	37.8	0	0.0	187	37.6	0	0.0	NE			NE	NE	NE		NE	NE	NE	NE		NE	NE	NE	NE	NE	NE		NE	NE	NE
Investigations	High density lipoprotein increased	3	196	39.6	0	0.0	186	37.3	1	0.5		*	Quasi-complete separation of data points detected.				*	ERROR: Error in computing the link function, its derivatives, or the variance function.			0.00		Algorithm converged.	0.00	NE	1.0000		>999.99		Algorithm converged.	0.00	NE
Investigations	High density lipoprotein increased	4-5	112	22.6	0	0.0	125	25.1	0	0.0	NE			NE	NE	NE		NE	NE	NE	NE		NE	NE	NE	NE		NE		NE	NE	NE
Investigations	Immunoglobulins decreased	1-2	187	37.8	0	0.0	187	37.6	0	0.0	NE			NE	NE	NE		NE	NE	NE	NE		NE	NE	NE	NE	NE	NE		NE	NE	NE
Investigations	Immunoglobulins decreased	3	196	39.6	0	0.0	186	37.3	0	0.0	NE			NE	NE	NE		NE	NE	NE	NE		NE	NE	NE	NE		NE		NE	NE	NE
Investigations	Immunoglobulins decreased	4-5	112	22.6	0	0.0	125	25.1	1	0.8		*	Quasi-complete separation of data points detected.				*	WARNING: The relative Hessian convergence criterion of 16.316112867 is greater than the limit of 0.0001. The convergence is questionable.			0.00		Algorithm converged.	0.00	NE	0.9999		>999.99		Algorithm converged.	0.00	NE
Investigations	Influenza A virus test positive	1-2	187	37.8	0	0.0	187	37.6	0	0.0	NE			NE	NE	NE		NE	NE	NE	NE		NE	NE	NE	NE	NE	NE		NE	NE	NE
Investigations	Influenza A virus test positive	3	196	39.6	0	0.0	186	37.3	0	0.0	NE			NE	NE	NE		NE	NE	NE	NE		NE	NE	NE	NE		NE		NE	NE	NE
Investigations	Influenza A virus test positive	4-5	112	22.6	0	0.0	125	25.1	1	0.8		*	Quasi-complete separation of data points detected.				*	WARNING: The relative Hessian convergence criterion of 16.316112867 is greater than the limit of 0.0001. The convergence is questionable.			0.00		Algorithm converged.	0.00	NE	0.9999		>999.99		Algorithm converged.	0.00	NE
Investigations	Lipase increased	1-2	187	37.8	2	1.1	187	37.6	6	3.2	0.33		Convergence criterion (GCONV=1E-8) satisfied.	0.06	1.64	-0.021		Algorithm converged.	-0.051	0.008	0.33		Algorithm converged.	0.07	1.63	0.1750	0.3396	3.00		Algorithm converged.	0.61	14.67
Investigations	Lipase increased	3	196	39.6	0	0.0	186	37.3	3	1.6		*	Quasi-complete separation of data points detected.				*	ERROR: Error in computing the link function, its derivatives, or the variance function.			0.00		Algorithm converged.	0.00	NE	0.9999		>999.99		Algorithm converged.	0.00	NE
Investigations	Lipase increased	4-5	112	22.6	0	0.0	125	25.1	2	1.6		*	Quasi-complete separation of data points detected.				*	WARNING: The relative Hessian convergence criterion of 10.206215758 is greater than the limit of 0.0001. The convergence is questionable.			0.00		Algorithm converged.	0.00	NE	0.9999		>999.99		Algorithm converged.	0.00	NE
Investigations	Liver function test increased	1-2	187	37.8	0	0.0	187	37.6	0	0.0	NE			NE	NE	NE		NE	NE	NE	NE		NE	NE	NE	NE	NE	NE		NE	NE	NE
Investigations	Liver function test increased	3	196	39.6	2	1.0	186	37.3	0	0.0		*	Quasi-complete separation of data points detected.				*	ERROR: The mean parameter is either invalid or at a limit of its range for some observations.			NE		Algorithm converged.	NE	NE	NE		NE		Algorithm converged.	NE	NE
Investigations	Liver function test increased	4-5	112	22.6	1	0.9	125	25.1	0	0.0		*	Quasi-complete separation of data points detected.				*	ERROR: Error in computing the link function, its derivatives, or the variance function.			NE		Algorithm converged.	NE	NE	NE		NE		Algorithm converged.	NE	NE
Investigations	Low density lipoprotein decreased	1-2	187	37.8	0	0.0	187	37.6	0	0.0	NE			NE	NE	NE		NE	NE	NE	NE		NE	NE	NE	NE	NE	NE		NE	NE	NE
Investigations	Low density lipoprotein decreased	3	196	39.6	0	0.0	186	37.3	0	0.0	NE			NE	NE	NE		NE	NE	NE	NE		NE	NE	NE	NE		NE		NE	NE	NE
Investigations	Low density lipoprotein decreased	4-5	112	22.6	0	0.0	125	25.1	1	0.8		*	Quasi-complete separation of data points detected.				*	WARNING: The relative Hessian convergence criterion of 16.316112867 is greater than the limit of 0.0001. The convergence is questionable.			0.00		Algorithm converged.	0.00	NE	0.9999		>999.99		Algorithm converged.	0.00	NE
Investigations	Low density lipoprotein increased	1-2	187	37.8	1	0.5	187	37.6	1	0.5	1.00		Convergence criterion (GCONV=1E-8) satisfied.	0.06	16.11	0.000		Algorithm converged.	-0.015	0.015	1.00		Algorithm converged.	0.06	15.87	1.0000	NE	1.00		Algorithm converged.	0.06	15.87
Investigations	Low density lipoprotein increased	3	196	39.6	0	0.0	186	37.3	0	0.0	NE			NE	NE	NE		NE	NE	NE	NE		NE	NE	NE	NE		NE		NE	NE	NE
Investigations	Low density lipoprotein increased	4-5	112	22.6	0	0.0	125	25.1	0	0.0	NE			NE	NE	NE		NE	NE	NE	NE		NE	NE	NE	NE		NE		NE	NE	NE
Investigations	Lymphocyte count decreased	1-2	187	37.8	12	6.4	187	37.6	20	10.7	0.57		Convergence criterion (GCONV=1E-8) satisfied.	0.27	1.21	-0.043		Algorithm converged.	-0.099	0.014	0.60		Algorithm converged.	0.30	1.19	0.1447	0.1342	1.67		Algorithm converged.	0.84	3.31
Investigations	Lymphocyte count decreased	3	196	39.6	16	8.2	186	37.3	12	6.5	1.29		Convergence criterion (GCONV=1E-8) satisfied.	0.59	2.80	0.017		Algorithm converged.	-0.035	0.069	1.27		Algorithm converged.	0.62	2.60	0.5224		0.79		Algorithm converged.	0.38	1.63
Investigations	Lymphocyte count decreased	4-5	112	22.6	6	5.4	125	25.1	3	2.4	2.30		Convergence criterion (GCONV=1E-8) satisfied.	0.56	9.43	0.030		Algorithm converged.	-0.020	0.079	2.23		Algorithm converged.	0.57	8.72	0.2480		0.45		Algorithm converged.	0.11	1.75
Investigations	N-terminal prohormone brain natriuretic peptide increased	1-2	187	37.8	0	0.0	187	37.6	0	0.0	NE			NE	NE	NE		NE	NE	NE	NE		NE	NE	NE	NE	NE	NE		NE	NE	NE
Investigations	N-terminal prohormone brain natriuretic peptide increased	3	196	39.6	0	0.0	186	37.3	1	0.5		*	Quasi-complete separation of data points detected.				*	ERROR: Error in computing the link function, its derivatives, or the variance function.			0.00		Algorithm converged.	0.00	NE	1.0000		>999.99		Algorithm converged.	0.00	NE
Investigations	N-terminal prohormone brain natriuretic peptide increased	4-5	112	22.6	0	0.0	125	25.1	0	0.0	NE			NE	NE	NE		NE	NE	NE	NE		NE	NE	NE	NE		NE		NE	NE	NE
Investigations	Neutrophil count decreased	1-2	187	37.8	23	12.3	187	37.6	24	12.8	0.95		Convergence criterion (GCONV=1E-8) satisfied.	0.52	1.76	-0.005		Algorithm converged.	-0.073	0.062	0.96		Algorithm converged.	0.56	1.64	0.8760	0.8800	1.04		Algorithm converged.	0.61	1.78
Investigations	Neutrophil count decreased	3	196	39.6	32	16.3	186	37.3	29	15.6	1.06		Convergence criterion (GCONV=1E-8) satisfied.	0.61	1.83	0.007		Algorithm converged.	-0.066	0.081	1.05		Algorithm converged.	0.66	1.66	0.8446		0.95		Algorithm converged.	0.60	1.51
Investigations	Neutrophil count decreased	4-5	112	22.6	18	16.1	125	25.1	17	13.6	1.22		Convergence criterion (GCONV=1E-8) satisfied.	0.59	2.49	0.025		Algorithm converged.	-0.066	0.115	1.18		Algorithm converged.	0.64	2.18	0.5927		0.85		Algorithm converged.	0.46	1.56
Investigations	Neutrophil count increased	1-2	187	37.8	0	0.0	187	37.6	0	0.0	NE			NE	NE	NE		NE	NE	NE	NE		NE	NE	NE	NE	NE	NE		NE	NE	NE
Investigations	Neutrophil count increased	3	196	39.6	2	1.0	186	37.3	1	0.5	1.91		Convergence criterion (GCONV=1E-8) satisfied.	0.17	21.21	0.005		Algorithm converged.	-0.013	0.022	1.90		Algorithm converged.	0.17	20.76	0.5996		0.53		Algorithm converged.	0.05	5.76
Investigations	Neutrophil count increased	4-5	112	22.6	0	0.0	125	25.1	0	0.0	NE			NE	NE	NE		NE	NE	NE	NE		NE	NE	NE	NE		NE		NE	NE	NE
Investigations	Occult blood positive	1-2	187	37.8	0	0.0	187	37.6	0	0.0	NE			NE	NE	NE		NE	NE	NE	NE		NE	NE	NE	NE	NE	NE		NE	NE	NE
Investigations	Occult blood positive	3	196	39.6	0	0.0	186	37.3	0	0.0	NE			NE	NE	NE		NE	NE	NE	NE		NE	NE	NE	NE		NE		NE	NE	NE
Investigations	Occult blood positive	4-5	112	22.6	0	0.0	125	25.1	1	0.8		*	Quasi-complete separation of data points detected.				*	WARNING: The relative Hessian convergence criterion of 16.316112867 is greater than the limit of 0.0001. The convergence is questionable.			0.00		Algorithm converged.	0.00	NE	0.9999		>999.99		Algorithm converged.	0.00	NE
Investigations	Oxygen saturation decreased	1-2	187	37.8	0	0.0	187	37.6	1	0.5		*	Quasi-complete separation of data points detected.				*	ERROR: Error in computing the link function, its derivatives, or the variance function.			0.00		Algorithm converged.	0.00	NE	0.9999	0.4435	>999.99		Algorithm converged.	0.00	NE
Investigations	Oxygen saturation decreased	3	196	39.6	1	0.5	186	37.3	1	0.5	0.95		Convergence criterion (GCONV=1E-8) satisfied.	0.06	15.28	0.000		Algorithm converged.	-0.015	0.014	0.95		Algorithm converged.	0.06	15.06	0.9704		1.05		Algorithm converged.	0.07	16.72
Investigations	Oxygen saturation decreased	4-5	112	22.6	0	0.0	125	25.1	1	0.8		*	Quasi-complete separation of data points detected.				*	WARNING: The relative Hessian convergence criterion of 16.31611281 is greater than the limit of 0.0001. The convergence is questionable.			0.00		Algorithm converged.	0.00	NE	0.9999		>999.99		Algorithm converged.	0.00	NE
Investigations	Platelet count decreased	1-2	187	37.8	18	9.6	187	37.6	14	7.5	1.32		Convergence criterion (GCONV=1E-8) satisfied.	0.63	2.73	0.021		Algorithm converged.	-0.035	0.078	1.29		Algorithm converged.	0.66	2.51	0.4611	0.8447	0.78		Algorithm converged.	0.40	1.52
Investigations	Platelet count decreased	3	196	39.6	19	9.7	186	37.3	18	9.7	1.00		Convergence criterion (GCONV=1E-8) satisfied.	0.51	1.97	0.000		Algorithm converged.	-0.059	0.060	1.00		Algorithm converged.	0.54	1.85	0.9957		1.00		Algorithm converged.	0.54	1.84
Investigations	Platelet count decreased	4-5	112	22.6	10	8.9	125	25.1	11	8.8	1.02		Convergence criterion (GCONV=1E-8) satisfied.	0.41	2.49	0.001		Algorithm converged.	-0.071	0.074	1.01		Algorithm converged.	0.45	2.30	0.9723		0.99		Algorithm converged.	0.44	2.23
Investigations	Platelet count increased	1-2	187	37.8	2	1.1	187	37.6	0	0.0		*	Quasi-complete separation of data points detected.				*	WARNING: Negative of Hessian not positive definite.			NE		Algorithm converged.	NE	NE	NE	NE	NE		Algorithm converged.	NE	NE
Investigations	Platelet count increased	3	196	39.6	0	0.0	186	37.3	1	0.5		*	Quasi-complete separation of data points detected.				*	ERROR: Error in computing the link function, its derivatives, or the variance function.			0.00		Algorithm converged.	0.00	NE	1.0000		>999.99		Algorithm converged.	0.00	NE
Investigations	Platelet count increased	4-5	112	22.6	0	0.0	125	25.1	0	0.0	NE			NE	NE	NE		NE	NE	NE	NE		NE	NE	NE	NE		NE		NE	NE	NE
Investigations	Procalcitonin increased	1-2	187	37.8	0	0.0	187	37.6	0	0.0	NE			NE	NE	NE		NE	NE	NE	NE		NE	NE	NE	NE	NE	NE		NE	NE	NE
Investigations	Procalcitonin increased	3	196	39.6	0	0.0	186	37.3	0	0.0	NE			NE	NE	NE		NE	NE	NE	NE		NE	NE	NE	NE		NE		NE	NE	NE
Investigations	Procalcitonin increased	4-5	112	22.6	1	0.9	125	25.1	0	0.0		*	Quasi-complete separation of data points detected.				*	WARNING: The relative Hessian convergence criterion of 18.712481801 is greater than the limit of 0.0001. The convergence is questionable.			NE		Algorithm converged.	NE	NE	NE		NE		Algorithm converged.	NE	NE
Investigations	Red blood cell count decreased	1-2	187	37.8	0	0.0	187	37.6	0	0.0	NE			NE	NE	NE		NE	NE	NE	NE		NE	NE	NE	NE	NE	NE		NE	NE	NE
Investigations	Red blood cell count decreased	3	196	39.6	0	0.0	186	37.3	1	0.5		*	Quasi-complete separation of data points detected.				*	ERROR: Error in computing the link function, its derivatives, or the variance function.			0.00		Algorithm converged.	0.00	NE	1.0000		>999.99		Algorithm converged.	0.00	NE
Investigations	Red blood cell count decreased	4-5	112	22.6	0	0.0	125	25.1	0	0.0	NE			NE	NE	NE		NE	NE	NE	NE		NE	NE	NE	NE		NE		NE	NE	NE
Investigations	Red blood cell sedimentation rate increased	1-2	187	37.8	0	0.0	187	37.6	1	0.5		*	Quasi-complete separation of data points detected.				*	ERROR: Error in computing the link function, its derivatives, or the variance function.			0.00		Algorithm converged.	0.00	NE	0.9999	NE	>999.99		Algorithm converged.	0.00	NE
Investigations	Red blood cell sedimentation rate increased	3	196	39.6	0	0.0	186	37.3	0	0.0	NE			NE	NE	NE		NE	NE	NE	NE		NE	NE	NE	NE		NE		NE	NE	NE
Investigations	Red blood cell sedimentation rate increased	4-5	112	22.6	0	0.0	125	25.1	0	0.0	NE			NE	NE	NE		NE	NE	NE	NE		NE	NE	NE	NE		NE		NE	NE	NE
Investigations	Total bile acids increased	1-2	187	37.8	0	0.0	187	37.6	0	0.0	NE			NE	NE	NE		NE	NE	NE	NE		NE	NE	NE	NE	NE	NE		NE	NE	NE
Investigations	Total bile acids increased	3	196	39.6	1	0.5	186	37.3	0	0.0		*	Quasi-complete separation of data points detected.				*	ERROR: The mean parameter is either invalid or at a limit of its range for some observations.			NE		Algorithm converged.	NE	NE	NE		NE		Algorithm converged.	NE	NE
Investigations	Total bile acids increased	4-5	112	22.6	0	0.0	125	25.1	1	0.8		*	Quasi-complete separation of data points detected.				*	WARNING: The relative Hessian convergence criterion of 16.316112867 is greater than the limit of 0.0001. The convergence is questionable.			0.00		Algorithm converged.	0.00	NE	0.9999		>999.99		Algorithm converged.	0.00	NE
Investigations	Transaminases increased	1-2	187	37.8	0	0.0	187	37.6	1	0.5		*	Quasi-complete separation of data points detected.				*	ERROR: Error in computing the link function, its derivatives, or the variance function.			0.00		Algorithm converged.	0.00	NE	0.9999	NE	>999.99		Algorithm converged.	0.00	NE
Investigations	Transaminases increased	3	196	39.6	0	0.0	186	37.3	0	0.0	NE			NE	NE	NE		NE	NE	NE	NE		NE	NE	NE	NE		NE		NE	NE	NE
Investigations	Transaminases increased	4-5	112	22.6	0	0.0	125	25.1	0	0.0	NE			NE	NE	NE		NE	NE	NE	NE		NE	NE	NE	NE		NE		NE	NE	NE
Investigations	Troponin I increased	1-2	187	37.8	0	0.0	187	37.6	1	0.5		*	Quasi-complete separation of data points detected.				*	ERROR: Error in computing the link function, its derivatives, or the variance function.			0.00		Algorithm converged.	0.00	NE	0.9999	NE	>999.99		Algorithm converged.	0.00	NE
Investigations	Troponin I increased	3	196	39.6	0	0.0	186	37.3	1	0.5		*	Quasi-complete separation of data points detected.				*	ERROR: Error in computing the link function, its derivatives, or the variance function.			0.00		Algorithm converged.	0.00	NE	1.0000		>999.99		Algorithm converged.	0.00	NE
Investigations	Troponin I increased	4-5	112	22.6	0	0.0	125	25.1	0	0.0	NE			NE	NE	NE		NE	NE	NE	NE		NE	NE	NE	NE		NE		NE	NE	NE
Investigations	Troponin T increased	1-2	187	37.8	0	0.0	187	37.6	0	0.0	NE			NE	NE	NE		NE	NE	NE	NE		NE	NE	NE	NE	NE	NE		NE	NE	NE
Investigations	Troponin T increased	3	196	39.6	0	0.0	186	37.3	1	0.5		*	Quasi-complete separation of data points detected.				*	ERROR: Error in computing the link function, its derivatives, or the variance function.			0.00		Algorithm converged.	0.00	NE	1.0000		>999.99		Algorithm converged.	0.00	NE
Investigations	Troponin T increased	4-5	112	22.6	1	0.9	125	25.1	0	0.0		*	Quasi-complete separation of data points detected.				*	WARNING: The relative Hessian convergence criterion of 18.712481801 is greater than the limit of 0.0001. The convergence is questionable.			NE		Algorithm converged.	NE	NE	NE		NE		Algorithm converged.	NE	NE
Investigations	Troponin increased	1-2	187	37.8	0	0.0	187	37.6	1	0.5		*	Quasi-complete separation of data points detected.				*	ERROR: Error in computing the link function, its derivatives, or the variance function.			0.00		Algorithm converged.	0.00	NE	0.9999	NE	>999.99		Algorithm converged.	0.00	NE
Investigations	Troponin increased	3	196	39.6	0	0.0	186	37.3	0	0.0	NE			NE	NE	NE		NE	NE	NE	NE		NE	NE	NE	NE		NE		NE	NE	NE
Investigations	Troponin increased	4-5	112	22.6	0	0.0	125	25.1	0	0.0	NE			NE	NE	NE		NE	NE	NE	NE		NE	NE	NE	NE		NE		NE	NE	NE
Investigations	Vitamin D decreased	1-2	187	37.8	0	0.0	187	37.6	1	0.5		*	Quasi-complete separation of data points detected.				*	ERROR: Error in computing the link function, its derivatives, or the variance function.			0.00		Algorithm converged.	0.00	NE	0.9999	0.1583	>999.99		Algorithm converged.	0.00	NE
Investigations	Vitamin D decreased	3	196	39.6	1	0.5	186	37.3	0	0.0		*	Quasi-complete separation of data points detected.				*	ERROR: The mean parameter is either invalid or at a limit of its range for some observations.			NE		Algorithm converged.	NE	NE	NE		NE		Algorithm converged.	NE	NE
Investigations	Vitamin D decreased	4-5	112	22.6	0	0.0	125	25.1	1	0.8		*	Quasi-complete separation of data points detected.				*	WARNING: The relative Hessian convergence criterion of 16.316112867 is greater than the limit of 0.0001. The convergence is questionable.			0.00		Algorithm converged.	0.00	NE	0.9999		>999.99		Algorithm converged.	0.00	NE
Investigations	Weight decreased	1-2	187	37.8	22	11.8	187	37.6	24	12.8	0.91		Convergence criterion (GCONV=1E-8) satisfied.	0.49	1.68	-0.011		Algorithm converged.	-0.077	0.056	0.92		Algorithm converged.	0.53	1.58	0.7530	0.9448	1.09		Algorithm converged.	0.63	1.88
Investigations	Weight decreased	3	196	39.6	26	13.3	186	37.3	25	13.4	0.98		Convergence criterion (GCONV=1E-8) satisfied.	0.55	1.78	-0.002		Algorithm converged.	-0.070	0.066	0.99		Algorithm converged.	0.59	1.65	0.9598		1.01		Algorithm converged.	0.61	1.69
Investigations	Weight decreased	4-5	112	22.6	17	15.2	125	25.1	18	14.4	1.06		Convergence criterion (GCONV=1E-8) satisfied.	0.52	2.18	0.008		Algorithm converged.	-0.083	0.098	1.05		Algorithm converged.	0.57	1.94	0.8661		0.95		Algorithm converged.	0.51	1.75
Investigations	Weight increased	1-2	187	37.8	12	6.4	187	37.6	9	4.8	1.36		Convergence criterion (GCONV=1E-8) satisfied.	0.56	3.30	0.016		Algorithm converged.	-0.031	0.063	1.33		Algorithm converged.	0.58	3.09	0.5021	0.5157	0.75		Algorithm converged.	0.32	1.74
Investigations	Weight increased	3	196	39.6	7	3.6	186	37.3	5	2.7	1.34		Convergence criterion (GCONV=1E-8) satisfied.	0.42	4.30	0.009		Algorithm converged.	-0.026	0.044	1.33		Algorithm converged.	0.43	4.11	0.6222		0.75		Algorithm converged.	0.24	2.33
Investigations	Weight increased	4-5	112	22.6	3	2.7	125	25.1	6	4.8	0.55		Convergence criterion (GCONV=1E-8) satisfied.	0.13	2.24	-0.021		Algorithm converged.	-0.069	0.027	0.56		Algorithm converged.	0.14	2.18	0.4013		1.79		Algorithm converged.	0.46	7.00
Investigations	White blood cell count decreased	1-2	187	37.8	21	11.2	187	37.6	21	11.2	1.00		Convergence criterion (GCONV=1E-8) satisfied.	0.53	1.90	0.000		Algorithm converged.	-0.064	0.064	1.00		Algorithm converged.	0.57	1.77	1.0000	0.7500	1.00		Algorithm converged.	0.57	1.77
Investigations	White blood cell count decreased	3	196	39.6	31	15.8	186	37.3	22	11.8	1.40		Convergence criterion (GCONV=1E-8) satisfied.	0.78	2.52	0.040		Algorithm converged.	-0.029	0.109	1.34		Algorithm converged.	0.80	2.22	0.2624		0.75		Algorithm converged.	0.45	1.24
Investigations	White blood cell count decreased	4-5	112	22.6	14	12.5	125	25.1	14	11.2	1.13		Convergence criterion (GCONV=1E-8) satisfied.	0.51	2.49	0.013		Algorithm converged.	-0.070	0.096	1.12		Algorithm converged.	0.56	2.24	0.7570		0.90		Algorithm converged.	0.45	1.80
Investigations	White blood cell count increased	1-2	187	37.8	1	0.5	187	37.6	0	0.0		*	Quasi-complete separation of data points detected.				*	ERROR: The mean parameter is either invalid or at a limit of its range for some observations.			NE		Algorithm converged.	NE	NE	NE	0.0555	NE		Algorithm converged.	NE	NE
Investigations	White blood cell count increased	3	196	39.6	0	0.0	186	37.3	2	1.1		*	Quasi-complete separation of data points detected.				*	ERROR: Error in computing the link function, its derivatives, or the variance function.			0.00		Algorithm converged.	0.00	NE	0.9999		>999.99		Algorithm converged.	0.00	NE
Investigations	White blood cell count increased	4-5	112	22.6	1	0.9	125	25.1	0	0.0		*	Quasi-complete separation of data points detected.				*	ERROR: Error in computing the link function, its derivatives, or the variance function.			NE		Algorithm converged.	NE	NE	NE		NE		Algorithm converged.	NE	NE
Metabolism and nutrition disorders		1-2	187	37.8	63	33.7	187	37.6	65	34.8	0.95		Convergence criterion (GCONV=1E-8) satisfied.	0.62	1.46	-0.011		Algorithm converged.	-0.107	0.085	0.97		Algorithm converged.	0.73	1.28	0.8275	0.9781	1.03		Algorithm converged.	0.78	1.37
Metabolism and nutrition disorders		3	196	39.6	73	37.2	186	37.3	73	39.2	0.92		Convergence criterion (GCONV=1E-8) satisfied.	0.61	1.39	-0.020		Algorithm converged.	-0.118	0.077	0.95		Algorithm converged.	0.74	1.22	0.6872		1.05		Algorithm converged.	0.82	1.36
Metabolism and nutrition disorders		4-5	112	22.6	47	42.0	125	25.1	53	42.4	0.98		Convergence criterion (GCONV=1E-8) satisfied.	0.59	1.65	-0.004		Algorithm converged.	-0.130	0.122	0.99		Algorithm converged.	0.73	1.33	0.9460		1.01		Algorithm converged.	0.75	1.36
Metabolism and nutrition disorders	Abnormal loss of weight	1-2	187	37.8	0	0.0	187	37.6	0	0.0	NE			NE	NE	NE		NE	NE	NE	NE		NE	NE	NE	NE	NE	NE		NE	NE	NE
Metabolism and nutrition disorders	Abnormal loss of weight	3	196	39.6	0	0.0	186	37.3	0	0.0	NE			NE	NE	NE		NE	NE	NE	NE		NE	NE	NE	NE		NE		NE	NE	NE
Metabolism and nutrition disorders	Abnormal loss of weight	4-5	112	22.6	0	0.0	125	25.1	1	0.8		*	Quasi-complete separation of data points detected.				*	WARNING: The relative Hessian convergence criterion of 16.316112867 is greater than the limit of 0.0001. The convergence is questionable.			0.00		Algorithm converged.	0.00	NE	0.9999		>999.99		Algorithm converged.	0.00	NE
Metabolism and nutrition disorders	Decreased appetite	1-2	187	37.8	24	12.8	187	37.6	22	11.8	1.10		Convergence criterion (GCONV=1E-8) satisfied.	0.60	2.05	0.011		Algorithm converged.	-0.056	0.077	1.09		Algorithm converged.	0.63	1.88	0.7530	0.8310	0.92		Algorithm converged.	0.53	1.58
Metabolism and nutrition disorders	Decreased appetite	3	196	39.6	33	16.8	186	37.3	24	12.9	1.37		Convergence criterion (GCONV=1E-8) satisfied.	0.77	2.41	0.039		Algorithm converged.	-0.032	0.111	1.30		Algorithm converged.	0.80	2.12	0.2833		0.77		Algorithm converged.	0.47	1.25
Metabolism and nutrition disorders	Decreased appetite	4-5	112	22.6	19	17.0	125	25.1	20	16.0	1.07		Convergence criterion (GCONV=1E-8) satisfied.	0.54	2.13	0.010		Algorithm converged.	-0.085	0.104	1.06		Algorithm converged.	0.60	1.88	0.8416		0.94		Algorithm converged.	0.53	1.67
Metabolism and nutrition disorders	Dehydration	1-2	187	37.8	7	3.7	187	37.6	6	3.2	1.17		Convergence criterion (GCONV=1E-8) satisfied.	0.39	3.56	0.005		Algorithm converged.	-0.032	0.042	1.17		Algorithm converged.	0.40	3.41	0.7780	0.6569	0.86		Algorithm converged.	0.29	2.50
Metabolism and nutrition disorders	Dehydration	3	196	39.6	5	2.6	186	37.3	7	3.8	0.67		Convergence criterion (GCONV=1E-8) satisfied.	0.21	2.15	-0.012		Algorithm converged.	-0.047	0.023	0.68		Algorithm converged.	0.22	2.10	0.5000		1.48		Algorithm converged.	0.48	4.57
Metabolism and nutrition disorders	Dehydration	4-5	112	22.6	3	2.7	125	25.1	6	4.8	0.55		Convergence criterion (GCONV=1E-8) satisfied.	0.13	2.24	-0.021		Algorithm converged.	-0.069	0.027	0.56		Algorithm converged.	0.14	2.18	0.4013		1.79		Algorithm converged.	0.46	7.00
Metabolism and nutrition disorders	Diabetes mellitus	1-2	187	37.8	3	1.6	187	37.6	5	2.7	0.59		Convergence criterion (GCONV=1E-8) satisfied.	0.14	2.52	-0.011		Algorithm converged.	-0.040	0.019	0.60		Algorithm converged.	0.15	2.47	0.4798	NE	1.67		Algorithm converged.	0.40	6.87
Metabolism and nutrition disorders	Diabetes mellitus	3	196	39.6	0	0.0	186	37.3	1	0.5		*	Quasi-complete separation of data points detected.				*	ERROR: Error in computing the link function, its derivatives, or the variance function.			0.00		Algorithm converged.	0.00	NE	1.0000		>999.99		Algorithm converged.	0.00	NE
Metabolism and nutrition disorders	Diabetes mellitus	4-5	112	22.6	0	0.0	125	25.1	0	0.0	NE			NE	NE	NE		NE	NE	NE	NE		NE	NE	NE	NE		NE		NE	NE	NE
Metabolism and nutrition disorders	Diabetes mellitus inadequate control	1-2	187	37.8	0	0.0	187	37.6	0	0.0	NE			NE	NE	NE		NE	NE	NE	NE		NE	NE	NE	NE	NE	NE		NE	NE	NE
Metabolism and nutrition disorders	Diabetes mellitus inadequate control	3	196	39.6	0	0.0	186	37.3	2	1.1		*	Quasi-complete separation of data points detected.				*	ERROR: Error in computing the link function, its derivatives, or the variance function.			0.00		Algorithm converged.	0.00	NE	0.9999		>999.99		Algorithm converged.	0.00	NE
Metabolism and nutrition disorders	Diabetes mellitus inadequate control	4-5	112	22.6	0	0.0	125	25.1	0	0.0	NE			NE	NE	NE		NE	NE	NE	NE		NE	NE	NE	NE		NE		NE	NE	NE
Metabolism and nutrition disorders	Fluid retention	1-2	187	37.8	1	0.5	187	37.6	0	0.0		*	Quasi-complete separation of data points detected.				*	ERROR: The mean parameter is either invalid or at a limit of its range for some observations.			NE		Algorithm converged.	NE	NE	NE	NE	NE		Algorithm converged.	NE	NE

Metabolism and nutrition disorders	Fluid retention	3	196	39.6	0	0.0	186	37.3	0	0.0	NE			NE	NE	NE		NE	NE	NE	NE		NE	NE	NE	NE		NE		NE	NE	NE
Metabolism and nutrition disorders	Fluid retention	4-5	112	22.6	0	0.0	125	25.1	0	0.0	NE			NE	NE	NE		NE	NE	NE	NE		NE	NE	NE	NE		NE		NE	NE	NE
Metabolism and nutrition disorders	Glucose tolerance impaired	1-2	187	37.8	1	0.5	187	37.6	1	0.5	1.00		Convergence criterion (GCONV=1E-8) satisfied.	0.06	16.11	0.000		Algorithm converged.	-0.015	0.015	1.00		Algorithm converged.	0.06	15.87	1.0000	NE	1.00		Algorithm converged.	0.06	15.87
Metabolism and nutrition disorders	Glucose tolerance impaired	3	196	39.6	0	0.0	186	37.3	0	0.0	NE			NE	NE	NE		NE	NE	NE	NE		NE	NE	NE	NE		NE		NE	NE	NE
Metabolism and nutrition disorders	Glucose tolerance impaired	4-5	112	22.6	0	0.0	125	25.1	0	0.0	NE			NE	NE	NE		NE	NE	NE	NE		NE	NE	NE	NE		NE		NE	NE	NE
Metabolism and nutrition disorders	Gout	1-2	187	37.8	1	0.5	187	37.6	2	1.1	0.50		Convergence criterion (GCONV=1E-8) satisfied.	0.04	5.53	-0.005		Algorithm converged.	-0.023	0.013	0.50		Algorithm converged.	0.05	5.47	0.5700	0.2263	2.00		Algorithm converged.	0.18	21.87
Metabolism and nutrition disorders	Gout	3	196	39.6	1	0.5	186	37.3	0	0.0		*	Quasi-complete separation of data points detected.				*	ERROR: The mean parameter is either invalid or at a limit of its range for some observations.			NE		Algorithm converged.	NE	NE	NE		NE		Algorithm converged.	NE	NE
Metabolism and nutrition disorders	Gout	4-5	112	22.6	1	0.9	125	25.1	0	0.0		*	Quasi-complete separation of data points detected.				*	WARNING: The relative Hessian convergence criterion of 18.712482 is greater than the limit of 0.0001. The convergence is questionable.			NE		Algorithm converged.	NE	NE	NE		NE		Algorithm converged.	NE	NE
Metabolism and nutrition disorders	Hypercalcaemia	1-2	187	37.8	0	0.0	187	37.6	0	0.0	NE			NE	NE	NE		NE	NE	NE	NE		NE	NE	NE	NE	0.6816	NE		NE	NE	NE
Metabolism and nutrition disorders	Hypercalcaemia	3	196	39.6	2	1.0	186	37.3	1	0.5	1.91		Convergence criterion (GCONV=1E-8) satisfied.	0.17	21.21	0.005		Algorithm converged.	-0.013	0.022	1.90		Algorithm converged.	0.17	20.76	0.5996		0.53		Algorithm converged.	0.05	5.76
Metabolism and nutrition disorders	Hypercalcaemia	4-5	112	22.6	1	0.9	125	25.1	0	0.0		*	Quasi-complete separation of data points detected.				*	ERROR: Error in computing the link function, its derivatives, or the variance function.			NE		Algorithm converged.	NE	NE	NE		NE		Algorithm converged.	NE	NE
Metabolism and nutrition disorders	Hypercholesterolaemia	1-2	187	37.8	1	0.5	187	37.6	1	0.5	1.00		Convergence criterion (GCONV=1E-8) satisfied.	0.06	16.11	0.000		Algorithm converged.	-0.015	0.015	1.00		Algorithm converged.	0.06	15.87	1.0000	0.5698	1.00		Algorithm converged.	0.06	15.87
Metabolism and nutrition disorders	Hypercholesterolaemia	3	196	39.6	0	0.0	186	37.3	0	0.0	NE			NE	NE	NE		NE	NE	NE	NE		NE	NE	NE	NE		NE		NE	NE	NE
Metabolism and nutrition disorders	Hypercholesterolaemia	4-5	112	22.6	1	0.9	125	25.1	0	0.0		*	Quasi-complete separation of data points detected.				*	WARNING: The relative Hessian convergence criterion of 18.712481801 is greater than the limit of 0.0001. The convergence is questionable.			NE		Algorithm converged.	NE	NE	NE		NE		Algorithm converged.	NE	NE
Metabolism and nutrition disorders	Hyperglycaemia	1-2	187	37.8	12	6.4	187	37.6	8	4.3	1.53		Convergence criterion (GCONV=1E-8) satisfied.	0.61	3.84	0.021		Algorithm converged.	-0.024	0.067	1.50		Algorithm converged.	0.63	3.59	0.3617	0.5482	0.67		Algorithm converged.	0.28	1.59
Metabolism and nutrition disorders	Hyperglycaemia	3	196	39.6	14	7.1	186	37.3	8	4.3	1.71		Convergence criterion (GCONV=1E-8) satisfied.	0.70	4.18	0.028		Algorithm converged.	-0.018	0.075	1.66		Algorithm converged.	0.71	3.87	0.2395		0.60		Algorithm converged.	0.26	1.40
Metabolism and nutrition disorders	Hyperglycaemia	4-5	112	22.6	4	3.6	125	25.1	6	4.8	0.73		Convergence criterion (GCONV=1E-8) satisfied.	0.20	2.67	-0.012		Algorithm converged.	-0.063	0.039	0.74		Algorithm converged.	0.22	2.57	0.6401		1.34		Algorithm converged.	0.39	4.64
Metabolism and nutrition disorders	Hyperkalaemia	1-2	187	37.8	2	1.1	187	37.6	3	1.6	0.66		Convergence criterion (GCONV=1E-8) satisfied.	0.11	4.01	-0.005		Algorithm converged.	-0.029	0.018	0.67		Algorithm converged.	0.11	3.94	0.6548	0.9714	1.50		Algorithm converged.	0.25	8.87
Metabolism and nutrition disorders	Hyperkalaemia	3	196	39.6	1	0.5	186	37.3	1	0.5	0.95		Convergence criterion (GCONV=1E-8) satisfied.	0.06	15.28	0.000		Algorithm converged.	-0.015	0.014	0.95		Algorithm converged.	0.06	15.06	0.9704		1.05		Algorithm converged.	0.07	16.72
Metabolism and nutrition disorders	Hyperkalaemia	4-5	112	22.6	3	2.7	125	25.1	4	3.2	0.83		Convergence criterion (GCONV=1E-8) satisfied.	0.18	3.80	-0.005		Algorithm converged.	-0.048	0.038	0.84		Algorithm converged.	0.19	3.66	0.8132		1.19		Algorithm converged.	0.27	5.22
Metabolism and nutrition disorders	Hyperlipidaemia	1-2	187	37.8	0	0.0	187	37.6	0	0.0	NE			NE	NE	NE		NE	NE	NE	NE		NE	NE	NE	NE	NE	NE		NE	NE	NE
Metabolism and nutrition disorders	Hyperlipidaemia	3	196	39.6	1	0.5	186	37.3	1	0.5	0.95		Convergence criterion (GCONV=1E-8) satisfied.	0.06	15.28	0.000		Algorithm converged.	-0.015	0.014	0.95		Algorithm converged.	0.06	15.06	0.9704		1.05		Algorithm converged.	0.07	16.72
Metabolism and nutrition disorders	Hyperlipidaemia	4-5	112	22.6	0	0.0	125	25.1	0	0.0	NE			NE	NE	NE		NE	NE	NE	NE		NE	NE	NE	NE		NE		NE	NE	NE
Metabolism and nutrition disorders	Hypermagnesaemia	1-2	187	37.8	0	0.0	187	37.6	0	0.0	NE			NE	NE	NE		NE	NE	NE	NE		NE	NE	NE	NE	NE	NE		NE	NE	NE
Metabolism and nutrition disorders	Hypermagnesaemia	3	196	39.6	0	0.0	186	37.3	1	0.5		*	Quasi-complete separation of data points detected.				*	ERROR: Error in computing the link function, its derivatives, or the variance function.			0.00		Algorithm converged.	0.00	NE	1.0000		>999.99		Algorithm converged.	0.00	NE
Metabolism and nutrition disorders	Hypermagnesaemia	4-5	112	22.6	0	0.0	125	25.1	0	0.0	NE			NE	NE	NE		NE	NE	NE	NE		NE	NE	NE	NE		NE		NE	NE	NE
Metabolism and nutrition disorders	Hypernatraemia	1-2	187	37.8	0	0.0	187	37.6	0	0.0	NE			NE	NE	NE		NE	NE	NE	NE		NE	NE	NE	NE	NE	NE		NE	NE	NE
Metabolism and nutrition disorders	Hypernatraemia	3	196	39.6	0	0.0	186	37.3	1	0.5		*	Quasi-complete separation of data points detected.				*	ERROR: Error in computing the link function, its derivatives, or the variance function.			0.00		Algorithm converged.	0.00	NE	1.0000		>999.99		Algorithm converged.	0.00	NE
Metabolism and nutrition disorders	Hypernatraemia	4-5	112	22.6	1	0.9	125	25.1	0	0.0		*	Quasi-complete separation of data points detected.				*	ERROR: Error in computing the link function, its derivatives, or the variance function.			NE		Algorithm converged.	NE	NE	NE		NE		Algorithm converged.	NE	NE
Metabolism and nutrition disorders	Hyperphagia	1-2	187	37.8	0	0.0	187	37.6	0	0.0	NE			NE	NE	NE		NE	NE	NE	NE		NE	NE	NE	NE	NE	NE		NE	NE	NE
Metabolism and nutrition disorders	Hyperphagia	3	196	39.6	0	0.0	186	37.3	1	0.5		*	Quasi-complete separation of data points detected.				*	ERROR: Error in computing the link function, its derivatives, or the variance function.			0.00		Algorithm converged.	0.00	NE	1.0000		>999.99		Algorithm converged.	0.00	NE
Metabolism and nutrition disorders	Hyperphagia	4-5	112	22.6	0	0.0	125	25.1	0	0.0	NE			NE	NE	NE		NE	NE	NE	NE		NE	NE	NE	NE		NE		NE	NE	NE
Metabolism and nutrition disorders	Hyperphosphataemia	1-2	187	37.8	0	0.0	187	37.6	2	1.1		*	Quasi-complete separation of data points detected.				*	ERROR: Error in computing the link function, its derivatives, or the variance function.			0.00		Algorithm converged.	0.00	NE	0.9999	NE	>999.99		Algorithm converged.	0.00	NE
Metabolism and nutrition disorders	Hyperphosphataemia	3	196	39.6	0	0.0	186	37.3	0	0.0	NE			NE	NE	NE		NE	NE	NE	NE		NE	NE	NE	NE		NE		NE	NE	NE
Metabolism and nutrition disorders	Hyperphosphataemia	4-5	112	22.6	0	0.0	125	25.1	0	0.0	NE			NE	NE	NE		NE	NE	NE	NE		NE	NE	NE	NE		NE		NE	NE	NE
Metabolism and nutrition disorders	Hypertriglyceridaemia	1-2	187	37.8	3	1.6	187	37.6	1	0.5	3.03		Convergence criterion (GCONV=1E-8) satisfied.	0.31	29.41	0.011		Algorithm converged.	-0.010	0.032	3.00		Algorithm converged.	0.31	28.58	0.3394	0.0966	0.33		Algorithm converged.	0.03	3.18
Metabolism and nutrition disorders	Hypertriglyceridaemia	3	196	39.6	1	0.5	186	37.3	4	2.2	0.23		Convergence criterion (GCONV=1E-8) satisfied.	0.03	2.11	-0.016		Algorithm converged.	-0.040	0.007	0.24		Algorithm converged.	0.03	2.10	0.1963		4.22		Algorithm converged.	0.48	37.37
Metabolism and nutrition disorders	Hypertriglyceridaemia	4-5	112	22.6	1	0.9	125	25.1	0	0.0		*	Quasi-complete separation of data points detected.				*	WARNING: The relative Hessian convergence criterion of 18.712481801 is greater than the limit of 0.0001. The convergence is questionable.			NE		Algorithm converged.	NE	NE	NE		NE		Algorithm converged.	NE	NE
Metabolism and nutrition disorders	Hyperuricaemia	1-2	187	37.8	6	3.2	187	37.6	5	2.7	1.21		Convergence criterion (GCONV=1E-8) satisfied.	0.36	4.02	0.005		Algorithm converged.	-0.029	0.040	1.20		Algorithm converged.	0.37	3.86	0.7599	0.2481	0.83		Algorithm converged.	0.26	2.68
Metabolism and nutrition disorders	Hyperuricaemia	3	196	39.6	8	4.1	186	37.3	4	2.2	1.94		Convergence criterion (GCONV=1E-8) satisfied.	0.57	6.54	0.019		Algorithm converged.	-0.015	0.054	1.90		Algorithm converged.	0.58	6.20	0.2885		0.53		Algorithm converged.	0.16	1.72
Metabolism and nutrition disorders	Hyperuricaemia	4-5	112	22.6	1	0.9	125	25.1	4	3.2	0.27		Convergence criterion (GCONV=1E-8) satisfied.	0.03	2.48	-0.023		Algorithm converged.	-0.059	0.012	0.28		Algorithm converged.	0.03	2.46	0.2503		3.58		Algorithm converged.	0.41	31.59
Metabolism and nutrition disorders	Hypervolaemia	1-2	187	37.8	1	0.5	187	37.6	0	0.0		*	Quasi-complete separation of data points detected.				*	ERROR: The mean parameter is either invalid or at a limit of its range for some observations.			NE		Algorithm converged.	NE	NE	NE	NE	NE		Algorithm converged.	NE	NE
Metabolism and nutrition disorders	Hypervolaemia	3	196	39.6	0	0.0	186	37.3	1	0.5		*	Quasi-complete separation of data points detected.				*	ERROR: Error in computing the link function, its derivatives, or the variance function.			0.00		Algorithm converged.	0.00	NE	1.0000		>999.99		Algorithm converged.	0.00	NE
Metabolism and nutrition disorders	Hypervolaemia	4-5	112	22.6	0	0.0	125	25.1	3	2.4		*	Quasi-complete separation of data points detected.				*	WARNING: The relative Hessian convergence criterion of 7.6329170928 is greater than the limit of 0.0001. The convergence is questionable.			0.00		Algorithm converged.	0.00	NE	0.9999		>999.99		Algorithm converged.	0.00	NE
Metabolism and nutrition disorders	Hypoalbuminaemia	1-2	187	37.8	1	0.5	187	37.6	7	3.7	0.14		Convergence criterion (GCONV=1E-8) satisfied.	0.02	1.13	-0.032		Algorithm converged.	-0.061	-0.003	0.14		Algorithm converged.	0.02	1.15	0.0674	0.0137	7.00		Algorithm converged.	0.87	56.34
Metabolism and nutrition disorders	Hypoalbuminaemia	3	196	39.6	10	5.1	186	37.3	9	4.8	1.06		Convergence criterion (GCONV=1E-8) satisfied.	0.42	2.66	0.003		Algorithm converged.	-0.041	0.046	1.05		Algorithm converged.	0.44	2.54	0.9058		0.95		Algorithm converged.	0.39	2.28
Metabolism and nutrition disorders	Hypoalbuminaemia	4-5	112	22.6	5	4.5	125	25.1	1	0.8	5.79		Convergence criterion (GCONV=1E-8) satisfied.	0.67	50.37	0.037		Algorithm converged.	-0.005	0.078	5.58		Algorithm converged.	0.66	47.04	0.1140		0.18		Algorithm converged.	0.02	1.51
Metabolism and nutrition disorders	Hypocalcaemia	1-2	187	37.8	1	0.5	187	37.6	5	2.7	0.20		Convergence criterion (GCONV=1E-8) satisfied.	0.02	1.69	-0.021		Algorithm converged.	-0.047	0.004	0.20		Algorithm converged.	0.02	1.70	0.1400	0.2103	5.00		Algorithm converged.	0.59	42.39
Metabolism and nutrition disorders	Hypocalcaemia	3	196	39.6	6	3.1	186	37.3	4	2.2	1.44		Convergence criterion (GCONV=1E-8) satisfied.	0.40	5.17	0.009		Algorithm converged.	-0.023	0.041	1.42		Algorithm converged.	0.41	4.96	0.5796		0.70		Algorithm converged.	0.20	2.45
Metabolism and nutrition disorders	Hypocalcaemia	4-5	112	22.6	3	2.7	125	25.1	3	2.4	1.12		Convergence criterion (GCONV=1E-8) satisfied.	0.22	5.66	0.003		Algorithm converged.	-0.037	0.043	1.12		Algorithm converged.	0.23	5.42	0.8916		0.90		Algorithm converged.	0.18	4.35
Metabolism and nutrition disorders	Hypochloraemia	1-2	187	37.8	0	0.0	187	37.6	0	0.0	NE			NE	NE	NE		NE	NE	NE	NE		NE	NE	NE	NE	NE	NE		NE	NE	NE
Metabolism and nutrition disorders	Hypochloraemia	3	196	39.6	0	0.0	186	37.3	0	0.0	NE			NE	NE	NE		NE	NE	NE	NE		NE	NE	NE	NE		NE		NE	NE	NE
Metabolism and nutrition disorders	Hypochloraemia	4-5	112	22.6	0	0.0	125	25.1	1	0.8		*	Quasi-complete separation of data points detected.				*	WARNING: The relative Hessian convergence criterion of 16.316112867 is greater than the limit of 0.0001. The convergence is questionable.			0.00		Algorithm converged.	0.00	NE	0.9999		>999.99		Algorithm converged.	0.00	NE
Metabolism and nutrition disorders	Hypoglycaemia	1-2	187	37.8	0	0.0	187	37.6	2	1.1		*	Quasi-complete separation of data points detected.				*	ERROR: Error in computing the link function, its derivatives, or the variance function.			0.00		Algorithm converged.	0.00	NE	0.9999	0.2600	>999.99		Algorithm converged.	0.00	NE
Metabolism and nutrition disorders	Hypoglycaemia	3	196	39.6	2	1.0	186	37.3	2	1.1	0.95		Convergence criterion (GCONV=1E-8) satisfied.	0.13	6.80	-0.001		Algorithm converged.	-0.021	0.020	0.95		Algorithm converged.	0.14	6.67	0.9580		1.05		Algorithm converged.	0.15	7.40
Metabolism and nutrition disorders	Hypoglycaemia	4-5	112	22.6	0	0.0	125	25.1	1	0.8		*	Quasi-complete separation of data points detected.				*	WARNING: The relative Hessian convergence criterion of 16.316112867 is greater than the limit of 0.0001. The convergence is questionable.			0.00		Algorithm converged.	0.00	NE	0.9999		>999.99		Algorithm converged.	0.00	NE
Metabolism and nutrition disorders	Hypokalaemia	1-2	187	37.8	13	7.0	187	37.6	11	5.9	1.20		Convergence criterion (GCONV=1E-8) satisfied.	0.52	2.74	0.011		Algorithm converged.	-0.039	0.060	1.18		Algorithm converged.	0.54	2.57	0.6734	0.6232	0.85		Algorithm converged.	0.39	1.84
Metabolism and nutrition disorders	Hypokalaemia	3	196	39.6	18	9.2	186	37.3	21	11.3	0.79		Convergence criterion (GCONV=1E-8) satisfied.	0.41	1.54	-0.021		Algorithm converged.	-0.082	0.040	0.81		Algorithm converged.	0.45	1.48	0.4976		1.23		Algorithm converged.	0.68	2.23
Metabolism and nutrition disorders	Hypokalaemia	4-5	112	22.6	13	11.6	125	25.1	20	16.0	0.69		Convergence criterion (GCONV=1E-8) satisfied.	0.33	1.46	-0.044		Algorithm converged.	-0.131	0.044	0.73		Algorithm converged.	0.38	1.39	0.3332		1.38		Algorithm converged.	0.72	2.64
Metabolism and nutrition disorders	Hypomagnesaemia	1-2	187	37.8	8	4.3	187	37.6	3	1.6	2.74		Convergence criterion (GCONV=1E-8) satisfied.	0.72	10.50	0.027		Algorithm converged.	-0.007	0.061	2.67		Algorithm converged.	0.72	9.90	0.1427	0.4939	0.38		Algorithm converged.	0.10	1.39
Metabolism and nutrition disorders	Hypomagnesaemia	3	196	39.6	8	4.1	186	37.3	7	3.8	1.09		Convergence criterion (GCONV=1E-8) satisfied.	0.39	3.06	0.003		Algorithm converged.	-0.036	0.042	1.08		Algorithm converged.	0.40	2.93	0.8729		0.92		Algorithm converged.	0.34	2.49
Metabolism and nutrition disorders	Hypomagnesaemia	4-5	112	22.6	6	5.4	125	25.1	3	2.4	2.30		Convergence criterion (GCONV=1E-8) satisfied.	0.56	9.43	0.030		Algorithm converged.	-0.020	0.079	2.23		Algorithm converged.	0.57	8.72	0.2480		0.45		Algorithm converged.	0.11	1.75
Metabolism and nutrition disorders	Hyponatraemia	1-2	187	37.8	3	1.6	187	37.6	5	2.7	0.59		Convergence criterion (GCONV=1E-8) satisfied.	0.14	2.52	-0.011		Algorithm converged.	-0.040	0.019	0.60		Algorithm converged.	0.15	2.47	0.4798	0.9247	1.67		Algorithm converged.	0.40	6.87
Metabolism and nutrition disorders	Hyponatraemia	3	196	39.6	5	2.6	186	37.3	7	3.8	0.67		Convergence criterion (GCONV=1E-8) satisfied.	0.21	2.15	-0.012		Algorithm converged.	-0.047	0.023	0.68		Algorithm converged.	0.22	2.10	0.5000		1.48		Algorithm converged.	0.48	4.57
Metabolism and nutrition disorders	Hyponatraemia	4-5	112	22.6	3	2.7	125	25.1	7	5.6	0.46		Convergence criterion (GCONV=1E-8) satisfied.	0.12	1.84	-0.029		Algorithm converged.	-0.079	0.021	0.48		Algorithm converged.	0.13	1.81	0.2765		2.09		Algorithm converged.	0.55	7.89
Metabolism and nutrition disorders	Hypophagia	1-2	187	37.8	0	0.0	187	37.6	0	0.0	NE			NE	NE	NE		NE	NE	NE	NE		NE	NE	NE	NE	NE	NE		NE	NE	NE
Metabolism and nutrition disorders	Hypophagia	3	196	39.6	0	0.0	186	37.3	0	0.0	NE			NE	NE	NE		NE	NE	NE	NE		NE	NE	NE	NE		NE		NE	NE	NE
Metabolism and nutrition disorders	Hypophagia	4-5	112	22.6	1	0.9	125	25.1	0	0.0		*	Quasi-complete separation of data points detected.				*	WARNING: The relative Hessian convergence criterion of 18.712481867 is greater than the limit of 0.0001. The convergence is questionable.			NE		Algorithm converged.	NE	NE	NE		NE		Algorithm converged.	NE	NE
Metabolism and nutrition disorders	Hypophosphataemia	1-2	187	37.8	4	2.1	187	37.6	1	0.5	4.07		Convergence criterion (GCONV=1E-8) satisfied.	0.45	36.72	0.016		Algorithm converged.	-0.007	0.039	4.00		Algorithm converged.	0.45	35.45	0.2130	0.6923	0.25		Algorithm converged.	0.03	2.22
Metabolism and nutrition disorders	Hypophosphataemia	3	196	39.6	9	4.6	186	37.3	5	2.7	1.74		Convergence criterion (GCONV=1E-8) satisfied.	0.57	5.30	0.019		Algorithm converged.	-0.018	0.056	1.71		Algorithm converged.	0.58	5.00	0.3288		0.59		Algorithm converged.	0.20	1.71
Metabolism and nutrition disorders	Hypophosphataemia	4-5	112	22.6	8	7.1	125	25.1	6	4.8	1.53		Convergence criterion (GCONV=1E-8) satisfied.	0.51	4.54	0.023		Algorithm converged.	-0.037	0.084	1.49		Algorithm converged.	0.53	4.16	0.4482		0.67		Algorithm converged.	0.24	1.88
Metabolism and nutrition disorders	Hypoproteinaemia	1-2	187	37.8	0	0.0	187	37.6	1	0.5		*	Quasi-complete separation of data points detected.				*	ERROR: Error in computing the link function, its derivatives, or the variance function.			0.00		Algorithm converged.	0.00	NE	0.9999	NE	>999.99		Algorithm converged.	0.00	NE
Metabolism and nutrition disorders	Hypoproteinaemia	3	196	39.6	0	0.0	186	37.3	0	0.0	NE			NE	NE	NE		NE	NE	NE	NE		NE	NE	NE	NE		NE		NE	NE	NE
Metabolism and nutrition disorders	Hypoproteinaemia	4-5	112	22.6	0	0.0	125	25.1	2	1.6		*	Quasi-complete separation of data points detected.				*	WARNING: The relative Hessian convergence criterion of 10.206215767 is greater than the limit of 0.0001. The convergence is questionable.			0.00		Algorithm converged.	0.00	NE	0.9999		>999.99		Algorithm converged.	0.00	NE
Metabolism and nutrition disorders	Hypovitaminosis	1-2	187	37.8	1	0.5	187	37.6	0	0.0		*	Quasi-complete separation of data points detected.				*	ERROR: The mean parameter is either invalid or at a limit of its range for some observations.			NE		Algorithm converged.	NE	NE	NE	NE	NE		Algorithm converged.	NE	NE
Metabolism and nutrition disorders	Hypovitaminosis	3	196	39.6	0	0.0	186	37.3	0	0.0	NE			NE	NE	NE		NE	NE	NE	NE		NE	NE	NE	NE		NE		NE	NE	NE
Metabolism and nutrition disorders	Hypovitaminosis	4-5	112	22.6	0	0.0	125	25.1	1	0.8		*	Quasi-complete separation of data points detected.				*	WARNING: The relative Hessian convergence criterion of 16.316112867 is greater than the limit of 0.0001. The convergence is questionable.			0.00		Algorithm converged.	0.00	NE	0.9999		>999.99		Algorithm converged.	0.00	NE
Metabolism and nutrition disorders	Hypovolaemia	1-2	187	37.8	0	0.0	187	37.6	0	0.0	NE			NE	NE	NE		NE	NE	NE	NE		NE	NE	NE	NE	NE	NE		NE	NE	NE
Metabolism and nutrition disorders	Hypovolaemia	3	196	39.6	0	0.0	186	37.3	0	0.0	NE			NE	NE	NE		NE	NE	NE	NE		NE	NE	NE	NE		NE		NE	NE	NE
Metabolism and nutrition disorders	Hypovolaemia	4-5	112	22.6	1	0.9	125	25.1	0	0.0		*	Quasi-complete separation of data points detected.				*	WARNING: The relative Hessian convergence criterion of 18.712481867 is greater than the limit of 0.0001. The convergence is questionable.			NE		Algorithm converged.	NE	NE	NE		NE		Algorithm converged.	NE	NE
Metabolism and nutrition disorders	Iron deficiency	1-2	187	37.8	0	0.0	187	37.6	1	0.5		*	Quasi-complete separation of data points detected.				*	ERROR: Error in computing the link function, its derivatives, or the variance function.			0.00		Algorithm converged.	0.00	NE	0.9999	0.1344	>999.99		Algorithm converged.	0.00	NE
Metabolism and nutrition disorders	Iron deficiency	3	196	39.6	0	0.0	186	37.3	1	0.5		*	Quasi-complete separation of data points detected.				*	ERROR: Error in computing the link function, its derivatives, or the variance function.			0.00		Algorithm converged.	0.00	NE	1.0000		>999.99		Algorithm converged.	0.00	NE
Metabolism and nutrition disorders	Iron deficiency	4-5	112	22.6	1	0.9	125	25.1	0	0.0		*	Quasi-complete separation of data points detected.				*	WARNING: The relative Hessian convergence criterion of 18.712481934 is greater than the limit of 0.0001. The convergence is questionable.			NE		Algorithm converged.	NE	NE	NE		NE		Algorithm converged.	NE	NE
Metabolism and nutrition disorders	Lactic acidosis	1-2	187	37.8	0	0.0	187	37.6	1	0.5		*	Quasi-complete separation of data points detected.				*	ERROR: Error in computing the link function, its derivatives, or the variance function.			0.00		Algorithm converged.	0.00	NE	0.9999	NE	>999.99		Algorithm converged.	0.00	NE
Metabolism and nutrition disorders	Lactic acidosis	3	196	39.6	0	0.0	186	37.3	1	0.5		*	Quasi-complete separation of data points detected.				*	ERROR: Error in computing the link function, its derivatives, or the variance function.			0.00		Algorithm converged.	0.00	NE	1.0000		>999.99		Algorithm converged.	0.00	NE
Metabolism and nutrition disorders	Lactic acidosis	4-5	112	22.6	0	0.0	125	25.1	0	0.0	NE			NE	NE	NE		NE	NE	NE	NE		NE	NE	NE	NE		NE		NE	NE	NE
Metabolism and nutrition disorders	Malnutrition	1-2	187	37.8	1	0.5	187	37.6	1	0.5	1.00		Convergence criterion (GCONV=1E-8) satisfied.	0.06	16.11	0.000		Algorithm converged.	-0.015	0.015	1.00		Algorithm converged.	0.06	15.87	1.0000	NE	1.00		Algorithm converged.	0.06	15.87
Metabolism and nutrition disorders	Malnutrition	3	196	39.6	2	1.0	186	37.3	0	0.0		*	Quasi-complete separation of data points detected.				*	WARNING: The relative Hessian convergence criterion of 14.688690874 is greater than the limit of 0.0001. The convergence is questionable.			NE		Algorithm converged.	NE	NE	NE		NE		Algorithm converged.	NE	NE
Metabolism and nutrition disorders	Malnutrition	4-5	112	22.6	0	0.0	125	25.1	0	0.0	NE			NE	NE	NE		NE	NE	NE	NE		NE	NE	NE	NE		NE		NE	NE	NE
Metabolism and nutrition disorders	Mineral deficiency	1-2	187	37.8	0	0.0	187	37.6	0	0.0	NE			NE	NE	NE		NE	NE	NE	NE		NE	NE	NE	NE	NE	NE		NE	NE	NE
Metabolism and nutrition disorders	Mineral deficiency	3	196	39.6	1	0.5	186	37.3	0	0.0		*	Quasi-complete separation of data points detected.				*	ERROR: The mean parameter is either invalid or at a limit of its range for some observations.			NE		Algorithm converged.	NE	NE	NE		NE		Algorithm converged.	NE	NE
Metabolism and nutrition disorders	Mineral deficiency	4-5	112	22.6	0	0.0	125	25.1	0	0.0	NE			NE	NE	NE		NE	NE	NE	NE		NE	NE	NE	NE		NE		NE	NE	NE
Metabolism and nutrition disorders	Salt craving	1-2	187	37.8	0	0.0	187	37.6	0	0.0	NE			NE	NE	NE		NE	NE	NE	NE		NE	NE	NE	NE	NE	NE		NE	NE	NE
Metabolism and nutrition disorders	Salt craving	3	196	39.6	1	0.5	186	37.3	0	0.0		*	Quasi-complete separation of data points detected.				*	ERROR: The mean parameter is either invalid or at a limit of its range for some observations.			NE		Algorithm converged.	NE	NE	NE		NE		Algorithm converged.	NE	NE
Metabolism and nutrition disorders	Salt craving	4-5	112	22.6	0	0.0	125	25.1	0	0.0	NE			NE	NE	NE		NE	NE	NE	NE		NE	NE	NE	NE		NE		NE	NE	NE
Metabolism and nutrition disorders	Tumour lysis syndrome	1-2	187	37.8	0	0.0	187	37.6	1	0.5		*	Quasi-complete separation of data points detected.				*	ERROR: Error in computing the link function, its derivatives, or the variance function.			0.00		Algorithm converged.	0.00	NE	0.9999	0.6105	>999.99		Algorithm converged.	0.00	NE
Metabolism and nutrition disorders	Tumour lysis syndrome	3	196	39.6	0	0.0	186	37.3	0	0.0	NE			NE	NE	NE		NE	NE	NE	NE		NE	NE	NE	NE		NE		NE	NE	NE
Metabolism and nutrition disorders	Tumour lysis syndrome	4-5	112	22.6	2	1.8	125	25.1	3	2.4	0.74		Convergence criterion (GCONV=1E-8) satisfied.	0.12	4.51	-0.006		Algorithm converged.	-0.042	0.030	0.74		Algorithm converged.	0.13	4.37	0.7435		1.34		Algorithm converged.	0.23	7.90
Metabolism and nutrition disorders	Type 2 diabetes mellitus	1-2	187	37.8	1	0.5	187	37.6	1	0.5	1.00		Convergence criterion (GCONV=1E-8) satisfied.	0.06	16.11	0.000		Algorithm converged.	-0.015	0.015	1.00		Algorithm converged.	0.06	15.87	1.0000	NE	1.00		Algorithm converged.	0.06	15.87
Metabolism and nutrition disorders	Type 2 diabetes mellitus	3	196	39.6	0	0.0	186	37.3	0	0.0	NE			NE	NE	NE		NE	NE	NE	NE		NE	NE	NE	NE		NE		NE	NE	NE
Metabolism and nutrition disorders	Type 2 diabetes mellitus	4-5	112	22.6	0	0.0	125	25.1	0	0.0	NE			NE	NE	NE		NE	NE	NE	NE		NE	NE	NE	NE		NE		NE	NE	NE
Metabolism and nutrition disorders	Vitamin B1 deficiency	1-2	187	37.8	0	0.0	187	37.6	0	0.0	NE			NE	NE	NE		NE	NE	NE	NE		NE	NE	NE	NE	NE	NE		NE	NE	NE
Metabolism and nutrition disorders	Vitamin B1 deficiency	3	196	39.6	0	0.0	186	37.3	0	0.0	NE			NE	NE	NE		NE	NE	NE	NE		NE	NE	NE	NE		NE		NE	NE	NE
Metabolism and nutrition disorders	Vitamin B1 deficiency	4-5	112	22.6	1	0.9	125	25.1	0	0.0		*	Quasi-complete separation of data points detected.				*	ERROR: Error in computing the link function, its derivatives, or the variance function.			NE		Algorithm converged.	NE	NE	NE		NE		Algorithm converged.	NE	NE

Metabolism and nutrition disorders	Vitamin D deficiency	1-2	187	37.8	2	1.1	187	37.6	6	3.2	0.33		Convergence criterion (GCONV=1E-8) satisfied.	0.06	1.64	-0.021		Algorithm converged.	-0.051	0.008	0.33		Algorithm converged.	0.07	1.63	0.1750	0.3001	3.00		Algorithm converged.	0.61	14.67
Metabolism and nutrition disorders	Vitamin D deficiency	3	196	39.6	1	0.5	186	37.3	0	0.0		*	Quasi-complete separation of data points detected.				*	ERROR: The mean parameter is either invalid or at a limit of its range for some observations.			NE		Algorithm converged.	NE	NE	NE		NE		Algorithm converged.	NE	NE
Metabolism and nutrition disorders	Vitamin D deficiency	4-5	112	22.6	1	0.9	125	25.1	2	1.6	0.55		Convergence criterion (GCONV=1E-8) satisfied.	0.05	6.19	-0.007		Algorithm converged.	-0.035	0.021	0.56		Algorithm converged.	0.05	6.07	0.6319		1.79		Algorithm converged.	0.16	19.50
Musculoskeletal and connective tissue disorders		1-2	187	37.8	66	35.3	187	37.6	58	31.0	1.21		Convergence criterion (GCONV=1E-8) satisfied.	0.79	1.87	0.043		Algorithm converged.	-0.053	0.138	1.14		Algorithm converged.	0.85	1.52	0.3804	0.1012	0.88		Algorithm converged.	0.66	1.17
Musculoskeletal and connective tissue disorders		3	196	39.6	42	21.4	186	37.3	57	30.6	0.62		Convergence criterion (GCONV=1E-8) satisfied.	0.39	0.98	-0.092		Algorithm converged.	-0.180	-0.004	0.70		Algorithm converged.	0.50	0.99	0.0418		1.43		Algorithm converged.	1.01	2.02
Musculoskeletal and connective tissue disorders		4-5	112	22.6	25	22.3	125	25.1	31	24.8	0.87		Convergence criterion (GCONV=1E-8) satisfied.	0.48	1.59	-0.025		Algorithm converged.	-0.133	0.083	0.90		Algorithm converged.	0.57	1.43	0.6544		1.11		Algorithm converged.	0.70	1.76
Musculoskeletal and connective tissue disorders	Arthralgia	1-2	187	37.8	17	9.1	187	37.6	16	8.6	1.07		Convergence criterion (GCONV=1E-8) satisfied.	0.52	2.18	0.005		Algorithm converged.	-0.052	0.063	1.06		Algorithm converged.	0.55	2.04	0.8554	0.2751	0.94		Algorithm converged.	0.49	1.81
Musculoskeletal and connective tissue disorders	Arthralgia	3	196	39.6	8	4.1	186	37.3	16	8.6	0.45		Convergence criterion (GCONV=1E-8) satisfied.	0.19	1.08	-0.045		Algorithm converged.	-0.094	0.004	0.47		Algorithm converged.	0.21	1.08	0.0764		2.11		Algorithm converged.	0.92	4.81
Musculoskeletal and connective tissue disorders	Arthralgia	4-5	112	22.6	4	3.6	125	25.1	4	3.2	1.12		Convergence criterion (GCONV=1E-8) satisfied.	0.27	4.59	0.004		Algorithm converged.	-0.042	0.050	1.12		Algorithm converged.	0.29	4.36	0.8745		0.90		Algorithm converged.	0.23	3.50
Musculoskeletal and connective tissue disorders	Back pain	1-2	187	37.8	23	12.3	187	37.6	22	11.8	1.05		Convergence criterion (GCONV=1E-8) satisfied.	0.56	1.96	0.005		Algorithm converged.	-0.061	0.071	1.05		Algorithm converged.	0.60	1.81	0.8737	0.7107	0.96		Algorithm converged.	0.55	1.65
Musculoskeletal and connective tissue disorders	Back pain	3	196	39.6	12	6.1	186	37.3	15	8.1	0.74		Convergence criterion (GCONV=1E-8) satisfied.	0.34	1.63	-0.019		Algorithm converged.	-0.071	0.032	0.76		Algorithm converged.	0.37	1.58	0.4608		1.32		Algorithm converged.	0.63	2.74
Musculoskeletal and connective tissue disorders	Back pain	4-5	112	22.6	8	7.1	125	25.1	12	9.6	0.72		Convergence criterion (GCONV=1E-8) satisfied.	0.28	1.84	-0.025		Algorithm converged.	-0.095	0.046	0.74		Algorithm converged.	0.32	1.75	0.4992		1.34		Algorithm converged.	0.57	3.17
Musculoskeletal and connective tissue disorders	Bone pain	1-2	187	37.8	12	6.4	187	37.6	12	6.4	1.00		Convergence criterion (GCONV=1E-8) satisfied.	0.44	2.29	0.000		Algorithm converged.	-0.050	0.050	1.00		Algorithm converged.	0.46	2.17	1.0000	0.3861	1.00		Algorithm converged.	0.46	2.17
Musculoskeletal and connective tissue disorders	Bone pain	3	196	39.6	6	3.1	186	37.3	13	7.0	0.42		Convergence criterion (GCONV=1E-8) satisfied.	0.16	1.13	-0.039		Algorithm converged.	-0.083	0.005	0.44		Algorithm converged.	0.17	1.13	0.0873		2.28		Algorithm converged.	0.89	5.88
Musculoskeletal and connective tissue disorders	Bone pain	4-5	112	22.6	3	2.7	125	25.1	6	4.8	0.55		Convergence criterion (GCONV=1E-8) satisfied.	0.13	2.24	-0.021		Algorithm converged.	-0.069	0.027	0.56		Algorithm converged.	0.14	2.18	0.4013		1.79		Algorithm converged.	0.46	7.00
Musculoskeletal and connective tissue disorders	Clubbing	1-2	187	37.8	0	0.0	187	37.6	0	0.0	NE			NE	NE	NE		NE	NE	NE	NE		NE	NE	NE	NE	NE	NE		NE	NE	NE
Musculoskeletal and connective tissue disorders	Clubbing	3	196	39.6	0	0.0	186	37.3	1	0.5		*	Quasi-complete separation of data points detected.				*	ERROR: Error in computing the link function, its derivatives, or the variance function.			0.00		Algorithm converged.	0.00	NE	1.0000		>999.99		Algorithm converged.	0.00	NE
Musculoskeletal and connective tissue disorders	Clubbing	4-5	112	22.6	0	0.0	125	25.1	0	0.0	NE			NE	NE	NE		NE	NE	NE	NE		NE	NE	NE	NE		NE		NE	NE	NE
Musculoskeletal and connective tissue disorders	Dupuytren's contracture	1-2	187	37.8	0	0.0	187	37.6	1	0.5		*	Quasi-complete separation of data points detected.				*	ERROR: Error in computing the link function, its derivatives, or the variance function.			0.00		Algorithm converged.	0.00	NE	0.9999	NE	>999.99		Algorithm converged.	0.00	NE
Musculoskeletal and connective tissue disorders	Dupuytren's contracture	3	196	39.6	0	0.0	186	37.3	0	0.0	NE			NE	NE	NE		NE	NE	NE	NE		NE	NE	NE	NE		NE		NE	NE	NE
Musculoskeletal and connective tissue disorders	Dupuytren's contracture	4-5	112	22.6	0	0.0	125	25.1	0	0.0	NE			NE	NE	NE		NE	NE	NE	NE		NE	NE	NE	NE		NE		NE	NE	NE
Musculoskeletal and connective tissue disorders	Flank pain	1-2	187	37.8	1	0.5	187	37.6	0	0.0		*	Quasi-complete separation of data points detected.				*	ERROR: The mean parameter is either invalid or at a limit of its range for some observations.			NE		Algorithm converged.	NE	NE	NE	NE	NE		Algorithm converged.	NE	NE
Musculoskeletal and connective tissue disorders	Flank pain	3	196	39.6	0	0.0	186	37.3	3	1.6		*	Quasi-complete separation of data points detected.				*	ERROR: Error in computing the link function, its derivatives, or the variance function.			0.00		Algorithm converged.	0.00	NE	0.9999		>999.99		Algorithm converged.	0.00	NE
Musculoskeletal and connective tissue disorders	Flank pain	4-5	112	22.6	0	0.0	125	25.1	0	0.0	NE			NE	NE	NE		NE	NE	NE	NE		NE	NE	NE	NE		NE		NE	NE	NE
Musculoskeletal and connective tissue disorders	Groin pain	1-2	187	37.8	0	0.0	187	37.6	0	0.0	NE			NE	NE	NE		NE	NE	NE	NE		NE	NE	NE	NE	NE	NE		NE	NE	NE
Musculoskeletal and connective tissue disorders	Groin pain	3	196	39.6	1	0.5	186	37.3	0	0.0		*	Quasi-complete separation of data points detected.				*	ERROR: The mean parameter is either invalid or at a limit of its range for some observations.			NE		Algorithm converged.	NE	NE	NE		NE		Algorithm converged.	NE	NE
Musculoskeletal and connective tissue disorders	Groin pain	4-5	112	22.6	1	0.9	125	25.1	0	0.0		*	Quasi-complete separation of data points detected.				*	WARNING: The relative Hessian convergence criterion of 18.712481934 is greater than the limit of 0.0001. The convergence is questionable.			NE		Algorithm converged.	NE	NE	NE		NE		Algorithm converged.	NE	NE
Musculoskeletal and connective tissue disorders	Inguinal mass	1-2	187	37.8	0	0.0	187	37.6	0	0.0	NE			NE	NE	NE		NE	NE	NE	NE		NE	NE	NE	NE	NE	NE		NE	NE	NE
Musculoskeletal and connective tissue disorders	Inguinal mass	3	196	39.6	0	0.0	186	37.3	1	0.5		*	Quasi-complete separation of data points detected.				*	ERROR: Error in computing the link function, its derivatives, or the variance function.			0.00		Algorithm converged.	0.00	NE	1.0000		>999.99		Algorithm converged.	0.00	NE
Musculoskeletal and connective tissue disorders	Inguinal mass	4-5	112	22.6	0	0.0	125	25.1	0	0.0	NE			NE	NE	NE		NE	NE	NE	NE		NE	NE	NE	NE		NE		NE	NE	NE
Musculoskeletal and connective tissue disorders	Intervertebral disc protrusion	1-2	187	37.8	0	0.0	187	37.6	0	0.0	NE			NE	NE	NE		NE	NE	NE	NE		NE	NE	NE	NE	NE	NE		NE	NE	NE
Musculoskeletal and connective tissue disorders	Intervertebral disc protrusion	3	196	39.6	1	0.5	186	37.3	0	0.0		*	Quasi-complete separation of data points detected.				*	ERROR: The mean parameter is either invalid or at a limit of its range for some observations.			NE		Algorithm converged.	NE	NE	NE		NE		Algorithm converged.	NE	NE
Musculoskeletal and connective tissue disorders	Intervertebral disc protrusion	4-5	112	22.6	0	0.0	125	25.1	0	0.0	NE			NE	NE	NE		NE	NE	NE	NE		NE	NE	NE	NE		NE		NE	NE	NE
Musculoskeletal and connective tissue disorders	Joint stiffness	1-2	187	37.8	3	1.6	187	37.6	1	0.5	3.03		Convergence criterion (GCONV=1E-8) satisfied.	0.31	29.41	0.011		Algorithm converged.	-0.010	0.032	3.00		Algorithm converged.	0.31	28.58	0.3394	NE	0.33		Algorithm converged.	0.03	3.18
Musculoskeletal and connective tissue disorders	Joint stiffness	3	196	39.6	0	0.0	186	37.3	0	0.0	NE			NE	NE	NE		NE	NE	NE	NE		NE	NE	NE	NE		NE		NE	NE	NE
Musculoskeletal and connective tissue disorders	Joint stiffness	4-5	112	22.6	0	0.0	125	25.1	0	0.0	NE			NE	NE	NE		NE	NE	NE	NE		NE	NE	NE	NE		NE		NE	NE	NE
Musculoskeletal and connective tissue disorders	Joint swelling	1-2	187	37.8	1	0.5	187	37.6	1	0.5	1.00		Convergence criterion (GCONV=1E-8) satisfied.	0.06	16.11	0.000		Algorithm converged.	-0.015	0.015	1.00		Algorithm converged.	0.06	15.87	1.0000	0.5815	1.00		Algorithm converged.	0.06	15.87
Musculoskeletal and connective tissue disorders	Joint swelling	3	196	39.6	0	0.0	186	37.3	1	0.5		*	Quasi-complete separation of data points detected.				*	ERROR: Error in computing the link function, its derivatives, or the variance function.			0.00		Algorithm converged.	0.00	NE	1.0000		>999.99		Algorithm converged.	0.00	NE
Musculoskeletal and connective tissue disorders	Joint swelling	4-5	112	22.6	0	0.0	125	25.1	0	0.0	NE			NE	NE	NE		NE	NE	NE	NE		NE	NE	NE	NE		NE		NE	NE	NE
Musculoskeletal and connective tissue disorders	Limb discomfort	1-2	187	37.8	2	1.1	187	37.6	0	0.0		*	Quasi-complete separation of data points detected.				*	WARNING: Negative of Hessian not positive definite.			NE		Algorithm converged.	NE	NE	NE	NE	NE		Algorithm converged.	NE	NE
Musculoskeletal and connective tissue disorders	Limb discomfort	3	196	39.6	0	0.0	186	37.3	0	0.0	NE			NE	NE	NE		NE	NE	NE	NE		NE	NE	NE	NE		NE		NE	NE	NE
Musculoskeletal and connective tissue disorders	Limb discomfort	4-5	112	22.6	0	0.0	125	25.1	0	0.0	NE			NE	NE	NE		NE	NE	NE	NE		NE	NE	NE	NE		NE		NE	NE	NE
Musculoskeletal and connective tissue disorders	Mobility decreased	1-2	187	37.8	0	0.0	187	37.6	0	0.0	NE			NE	NE	NE		NE	NE	NE	NE		NE	NE	NE	NE	NE	NE		NE	NE	NE
Musculoskeletal and connective tissue disorders	Mobility decreased	3	196	39.6	1	0.5	186	37.3	0	0.0		*	Quasi-complete separation of data points detected.				*	ERROR: The mean parameter is either invalid or at a limit of its range for some observations.			NE		Algorithm converged.	NE	NE	NE		NE		Algorithm converged.	NE	NE
Musculoskeletal and connective tissue disorders	Mobility decreased	4-5	112	22.6	0	0.0	125	25.1	0	0.0	NE			NE	NE	NE		NE	NE	NE	NE		NE	NE	NE	NE		NE		NE	NE	NE
Musculoskeletal and connective tissue disorders	Muscle contracture	1-2	187	37.8	1	0.5	187	37.6	0	0.0		*	Quasi-complete separation of data points detected.				*	ERROR: The mean parameter is either invalid or at a limit of its range for some observations.			NE		Algorithm converged.	NE	NE	NE	NE	NE		Algorithm converged.	NE	NE
Musculoskeletal and connective tissue disorders	Muscle contracture	3	196	39.6	0	0.0	186	37.3	0	0.0	NE			NE	NE	NE		NE	NE	NE	NE		NE	NE	NE	NE		NE		NE	NE	NE
Musculoskeletal and connective tissue disorders	Muscle contracture	4-5	112	22.6	0	0.0	125	25.1	0	0.0	NE			NE	NE	NE		NE	NE	NE	NE		NE	NE	NE	NE		NE		NE	NE	NE
Musculoskeletal and connective tissue disorders	Muscle oedema	1-2	187	37.8	1	0.5	187	37.6	0	0.0		*	Quasi-complete separation of data points detected.				*	ERROR: The mean parameter is either invalid or at a limit of its range for some observations.			NE		Algorithm converged.	NE	NE	NE	NE	NE		Algorithm converged.	NE	NE
Musculoskeletal and connective tissue disorders	Muscle oedema	3	196	39.6	0	0.0	186	37.3	0	0.0	NE			NE	NE	NE		NE	NE	NE	NE		NE	NE	NE	NE		NE		NE	NE	NE
Musculoskeletal and connective tissue disorders	Muscle oedema	4-5	112	22.6	0	0.0	125	25.1	0	0.0	NE			NE	NE	NE		NE	NE	NE	NE		NE	NE	NE	NE		NE		NE	NE	NE
Musculoskeletal and connective tissue disorders	Muscle spasms	1-2	187	37.8	9	4.8	187	37.6	13	7.0	0.68		Convergence criterion (GCONV=1E-8) satisfied.	0.28	1.62	-0.021		Algorithm converged.	-0.069	0.026	0.69		Algorithm converged.	0.30	1.58	0.3825	0.2560	1.44		Algorithm converged.	0.63	3.30
Musculoskeletal and connective tissue disorders	Muscle spasms	3	196	39.6	4	2.0	186	37.3	7	3.8	0.53		Convergence criterion (GCONV=1E-8) satisfied.	0.15	1.85	-0.017		Algorithm converged.	-0.051	0.017	0.54		Algorithm converged.	0.16	1.82	0.3223		1.84		Algorithm converged.	0.55	6.20
Musculoskeletal and connective tissue disorders	Muscle spasms	4-5	112	22.6	7	6.3	125	25.1	4	3.2	2.02		Convergence criterion (GCONV=1E-8) satisfied.	0.57	7.08	0.031		Algorithm converged.	-0.024	0.085	1.95		Algorithm converged.	0.59	6.50	0.2749		0.51		Algorithm converged.	0.15	1.70
Musculoskeletal and connective tissue disorders	Muscle tightness	1-2	187	37.8	0	0.0	187	37.6	0	0.0	NE			NE	NE	NE		NE	NE	NE	NE		NE	NE	NE	NE	NE	NE		NE	NE	NE
Musculoskeletal and connective tissue disorders	Muscle tightness	3	196	39.6	0	0.0	186	37.3	1	0.5		*	Quasi-complete separation of data points detected.				*	ERROR: Error in computing the link function, its derivatives, or the variance function.			0.00		Algorithm converged.	0.00	NE	1.0000		>999.99		Algorithm converged.	0.00	NE
Musculoskeletal and connective tissue disorders	Muscle tightness	4-5	112	22.6	0	0.0	125	25.1	0	0.0	NE			NE	NE	NE		NE	NE	NE	NE		NE	NE	NE	NE		NE		NE	NE	NE
Musculoskeletal and connective tissue disorders	Muscular weakness	1-2	187	37.8	6	3.2	187	37.6	5	2.7	1.21		Convergence criterion (GCONV=1E-8) satisfied.	0.36	4.02	0.005		Algorithm converged.	-0.029	0.040	1.20		Algorithm converged.	0.37	3.86	0.7599	0.1376	0.83		Algorithm converged.	0.26	2.68
Musculoskeletal and connective tissue disorders	Muscular weakness	3	196	39.6	2	1.0	186	37.3	4	2.2	0.47		Convergence criterion (GCONV=1E-8) satisfied.	0.08	2.59	-0.011		Algorithm converged.	-0.036	0.014	0.47		Algorithm converged.	0.09	2.56	0.3860		2.11		Algorithm converged.	0.39	11.37
Musculoskeletal and connective tissue disorders	Muscular weakness	4-5	112	22.6	0	0.0	125	25.1	3	2.4		*	Quasi-complete separation of data points detected.				*	WARNING: The relative Hessian convergence criterion of 7.6329170928 is greater than the limit of 0.0001. The convergence is questionable.			0.00		Algorithm converged.	0.00	NE	0.9999		>999.99		Algorithm converged.	0.00	NE
Musculoskeletal and connective tissue disorders	Musculoskeletal chest pain	1-2	187	37.8	2	1.1	187	37.6	0	0.0		*	Quasi-complete separation of data points detected.				*	WARNING: Negative of Hessian not positive definite.			NE		Algorithm converged.	NE	NE	NE	0.0686	NE		Algorithm converged.	NE	NE
Musculoskeletal and connective tissue disorders	Musculoskeletal chest pain	3	196	39.6	1	0.5	186	37.3	1	0.5	0.95		Convergence criterion (GCONV=1E-8) satisfied.	0.06	15.28	0.000		Algorithm converged.	-0.015	0.014	0.95		Algorithm converged.	0.06	15.06	0.9704		1.05		Algorithm converged.	0.07	16.72
Musculoskeletal and connective tissue disorders	Musculoskeletal chest pain	4-5	112	22.6	0	0.0	125	25.1	2	1.6		*	Quasi-complete separation of data points detected.				*	WARNING: The relative Hessian convergence criterion of 10.206215749 is greater than the limit of 0.0001. The convergence is questionable.			0.00		Algorithm converged.	0.00	NE	0.9999		>999.99		Algorithm converged.	0.00	NE
Musculoskeletal and connective tissue disorders	Musculoskeletal pain	1-2	187	37.8	1	0.5	187	37.6	2	1.1	0.50		Convergence criterion (GCONV=1E-8) satisfied.	0.04	5.53	-0.005		Algorithm converged.	-0.023	0.013	0.50		Algorithm converged.	0.05	5.47	0.5700	NE	2.00		Algorithm converged.	0.18	21.87
Musculoskeletal and connective tissue disorders	Musculoskeletal pain	3	196	39.6	0	0.0	186	37.3	1	0.5		*	Quasi-complete separation of data points detected.				*	ERROR: Error in computing the link function, its derivatives, or the variance function.			0.00		Algorithm converged.	0.00	NE	1.0000		>999.99		Algorithm converged.	0.00	NE
Musculoskeletal and connective tissue disorders	Musculoskeletal pain	4-5	112	22.6	0	0.0	125	25.1	0	0.0	NE			NE	NE	NE		NE	NE	NE	NE		NE	NE	NE	NE		NE		NE	NE	NE
Musculoskeletal and connective tissue disorders	Musculoskeletal stiffness	1-2	187	37.8	3	1.6	187	37.6	1	0.5	3.03		Convergence criterion (GCONV=1E-8) satisfied.	0.31	29.41	0.011		Algorithm converged.	-0.010	0.032	3.00		Algorithm converged.	0.31	28.58	0.3394	0.3115	0.33		Algorithm converged.	0.03	3.18
Musculoskeletal and connective tissue disorders	Musculoskeletal stiffness	3	196	39.6	0	0.0	186	37.3	1	0.5		*	Quasi-complete separation of data points detected.				*	ERROR: Error in computing the link function, its derivatives, or the variance function.			0.00		Algorithm converged.	0.00	NE	1.0000		>999.99		Algorithm converged.	0.00	NE
Musculoskeletal and connective tissue disorders	Musculoskeletal stiffness	4-5	112	22.6	1	0.9	125	25.1	1	0.8	1.12		Convergence criterion (GCONV=1E-8) satisfied.	0.07	18.07	0.001		Algorithm converged.	-0.022	0.024	1.12		Algorithm converged.	0.07	17.63	0.9378		0.90		Algorithm converged.	0.06	14.16

Musculoskeletal and connective tissue disorders	Myalgia	1-2	187	37.8	7	3.7	187	37.6	8	4.3	0.87		Convergence criterion (GCONV=1E-8) satisfied.	0.31	2.45	-0.005		Algorithm converged.	-0.045	0.034	0.88		Algorithm converged.	0.32	2.36	0.7923	0.0338	1.14		Algorithm converged.	0.42	3.09
Musculoskeletal and connective tissue disorders	Myalgia	3	196	39.6	6	3.1	186	37.3	4	2.2	1.44		Convergence criterion (GCONV=1E-8) satisfied.	0.40	5.17	0.009		Algorithm converged.	-0.023	0.041	1.42		Algorithm converged.	0.41	4.96	0.5796		0.70		Algorithm converged.	0.20	2.45
Musculoskeletal and connective tissue disorders	Myalgia	4-5	112	22.6	5	4.5	125	25.1	0	0.0		*	Quasi-complete separation of data points detected.				*	WARNING: The relative Hessian convergence criterion of 6.0351644543 is greater than the limit of 0.0001. The convergence is questionable.			NE		Algorithm converged.	NE	NE	NE		NE		Algorithm converged.	NE	NE
Musculoskeletal and connective tissue disorders	Neck pain	1-2	187	37.8	7	3.7	187	37.6	3	1.6	2.39		Convergence criterion (GCONV=1E-8) satisfied.	0.61	9.37	0.021		Algorithm converged.	-0.011	0.054	2.33		Algorithm converged.	0.61	8.89	0.2143	0.3404	0.43		Algorithm converged.	0.11	1.63
Musculoskeletal and connective tissue disorders	Neck pain	3	196	39.6	5	2.6	186	37.3	2	1.1	2.41		Convergence criterion (GCONV=1E-8) satisfied.	0.46	12.57	0.015		Algorithm converged.	-0.012	0.041	2.37		Algorithm converged.	0.47	12.08	0.2982		0.42		Algorithm converged.	0.08	2.15
Musculoskeletal and connective tissue disorders	Neck pain	4-5	112	22.6	0	0.0	125	25.1	1	0.8		*	Quasi-complete separation of data points detected.				*	WARNING: The relative Hessian convergence criterion of 16.316112867 is greater than the limit of 0.0001. The convergence is questionable.			0.00		Algorithm converged.	0.00	NE	0.9999		>999.99		Algorithm converged.	0.00	NE
Musculoskeletal and connective tissue disorders	Osteoarthritis	1-2	187	37.8	1	0.5	187	37.6	0	0.0		*	Quasi-complete separation of data points detected.				*	ERROR: The mean parameter is either invalid or at a limit of its range for some observations.			NE		Algorithm converged.	NE	NE	NE	NE	NE		Algorithm converged.	NE	NE
Musculoskeletal and connective tissue disorders	Osteoarthritis	3	196	39.6	0	0.0	186	37.3	0	0.0	NE			NE	NE	NE		NE	NE	NE	NE		NE	NE	NE	NE		NE		NE	NE	NE
Musculoskeletal and connective tissue disorders	Osteoarthritis	4-5	112	22.6	0	0.0	125	25.1	0	0.0	NE			NE	NE	NE		NE	NE	NE	NE		NE	NE	NE	NE	NE	NE		NE	NE	NE
Musculoskeletal and connective tissue disorders	Osteoporosis	1-2	187	37.8	0	0.0	187	37.6	0	0.0	NE			NE	NE	NE		NE	NE	NE	NE		NE	NE	NE	NE		NE		NE	NE	NE
Musculoskeletal and connective tissue disorders	Osteoporosis	3	196	39.6	1	0.5	186	37.3	0	0.0		*	Quasi-complete separation of data points detected.				*	ERROR: The mean parameter is either invalid or at a limit of its range for some observations.			NE		Algorithm converged.	NE	NE	NE		NE		Algorithm converged.	NE	NE
Musculoskeletal and connective tissue disorders	Osteoporosis	4-5	112	22.6	0	0.0	125	25.1	0	0.0	NE			NE	NE	NE		NE	NE	NE	NE		NE	NE	NE	NE		NE		NE	NE	NE
Musculoskeletal and connective tissue disorders	Pain in extremity	1-2	187	37.8	6	3.2	187	37.6	10	5.3	0.59		Convergence criterion (GCONV=1E-8) satisfied.	0.21	1.65	-0.021		Algorithm converged.	-0.062	0.020	0.60		Algorithm converged.	0.22	1.62	0.3127	0.2982	1.67		Algorithm converged.	0.62	4.49
Musculoskeletal and connective tissue disorders	Pain in extremity	3	196	39.6	9	4.6	186	37.3	5	2.7	1.74		Convergence criterion (GCONV=1E-8) satisfied.	0.57	5.30	0.019		Algorithm converged.	-0.018	0.056	1.71		Algorithm converged.	0.58	5.00	0.3288		0.59		Algorithm converged.	0.20	1.71
Musculoskeletal and connective tissue disorders	Pain in extremity	4-5	112	22.6	2	1.8	125	25.1	4	3.2	0.55		Convergence criterion (GCONV=1E-8) satisfied.	0.10	3.06	-0.014		Algorithm converged.	-0.054	0.025	0.56		Algorithm converged.	0.10	2.99	0.4957		1.79		Algorithm converged.	0.33	9.60
Musculoskeletal and connective tissue disorders	Pain in jaw	1-2	187	37.8	2	1.1	187	37.6	2	1.1	1.00		Convergence criterion (GCONV=1E-8) satisfied.	0.14	7.17	0.000		Algorithm converged.	-0.021	0.021	1.00		Algorithm converged.	0.14	7.02	1.0000	NE	1.00		Algorithm converged.	0.14	7.02
Musculoskeletal and connective tissue disorders	Pain in jaw	3	196	39.6	0	0.0	186	37.3	1	0.5		*	Quasi-complete separation of data points detected.				*	ERROR: Error in computing the link function, its derivatives, or the variance function.			0.00		Algorithm converged.	0.00	NE	1.0000		>999.99		Algorithm converged.	0.00	NE
Musculoskeletal and connective tissue disorders	Pain in jaw	4-5	112	22.6	0	0.0	125	25.1	0	0.0	NE			NE	NE	NE		NE	NE	NE	NE		NE	NE	NE	NE		NE		NE	NE	NE
Musculoskeletal and connective tissue disorders	Patellofemoral pain syndrome	1-2	187	37.8	1	0.5	187	37.6	0	0.0		*	Quasi-complete separation of data points detected.				*	ERROR: The mean parameter is either invalid or at a limit of its range for some observations.			NE		Algorithm converged.	NE	NE	NE	NE	NE		Algorithm converged.	NE	NE
Musculoskeletal and connective tissue disorders	Patellofemoral pain syndrome	3	196	39.6	0	0.0	186	37.3	0	0.0	NE			NE	NE	NE		NE	NE	NE	NE		NE	NE	NE	NE		NE		NE	NE	NE
Musculoskeletal and connective tissue disorders	Patellofemoral pain syndrome	4-5	112	22.6	0	0.0	125	25.1	0	0.0	NE			NE	NE	NE		NE	NE	NE	NE		NE	NE	NE	NE		NE		NE	NE	NE
Musculoskeletal and connective tissue disorders	Pathological fracture	1-2	187	37.8	1	0.5	187	37.6	0	0.0		*	Quasi-complete separation of data points detected.				*	ERROR: The mean parameter is either invalid or at a limit of its range for some observations.			NE		Algorithm converged.	NE	NE	NE	NE	NE		Algorithm converged.	NE	NE
Musculoskeletal and connective tissue disorders	Pathological fracture	3	196	39.6	0	0.0	186	37.3	0	0.0	NE			NE	NE	NE		NE	NE	NE	NE		NE	NE	NE	NE		NE		NE	NE	NE
Musculoskeletal and connective tissue disorders	Pathological fracture	4-5	112	22.6	1	0.9	125	25.1	0	0.0		*	Quasi-complete separation of data points detected.				*	WARNING: The relative Hessian convergence criterion of 18.712481801 is greater than the limit of 0.0001. The convergence is questionable.			NE		Algorithm converged.	NE	NE	NE		NE		Algorithm converged.	NE	NE
Musculoskeletal and connective tissue disorders	Periarthritis	1-2	187	37.8	0	0.0	187	37.6	1	0.5		*	Quasi-complete separation of data points detected.				*	ERROR: Error in computing the link function, its derivatives, or the variance function.			0.00		Algorithm converged.	0.00	NE	0.9999	NE	>999.99		Algorithm converged.	0.00	NE
Musculoskeletal and connective tissue disorders	Periarthritis	3	196	39.6	1	0.5	186	37.3	0	0.0		*	Quasi-complete separation of data points detected.				*	ERROR: The mean parameter is either invalid or at a limit of its range for some observations.			NE		Algorithm converged.	NE	NE	NE		NE		Algorithm converged.	NE	NE
Musculoskeletal and connective tissue disorders	Periarthritis	4-5	112	22.6	0	0.0	125	25.1	0	0.0	NE			NE	NE	NE		NE	NE	NE	NE		NE	NE	NE	NE		NE		NE	NE	NE
Musculoskeletal and connective tissue disorders	Plantar fasciitis	1-2	187	37.8	1	0.5	187	37.6	0	0.0		*	Quasi-complete separation of data points detected.				*	WARNING: Negative of Hessian not positive definite.			NE		Algorithm converged.	NE	NE	NE	NE	NE		Algorithm converged.	NE	NE
Musculoskeletal and connective tissue disorders	Plantar fasciitis	3	196	39.6	0	0.0	186	37.3	0	0.0	NE			NE	NE	NE		NE	NE	NE	NE		NE	NE	NE	NE		NE		NE	NE	NE
Musculoskeletal and connective tissue disorders	Plantar fasciitis	4-5	112	22.6	0	0.0	125	25.1	0	0.0	NE			NE	NE	NE		NE	NE	NE	NE		NE	NE	NE	NE		NE		NE	NE	NE
Musculoskeletal and connective tissue disorders	Sacral pain	1-2	187	37.8	0	0.0	187	37.6	0	0.0	NE			NE	NE	NE		NE	NE	NE	NE		NE	NE	NE	NE	NE	NE		NE	NE	NE
Musculoskeletal and connective tissue disorders	Sacral pain	3	196	39.6	0	0.0	186	37.3	1	0.5		*	Quasi-complete separation of data points detected.				*	ERROR: Error in computing the link function, its derivatives, or the variance function.			0.00		Algorithm converged.	0.00	NE	1.0000		>999.99		Algorithm converged.	0.00	NE
Musculoskeletal and connective tissue disorders	Sacral pain	4-5	112	22.6	0	0.0	125	25.1	0	0.0	NE			NE	NE	NE		NE	NE	NE	NE		NE	NE	NE	NE		NE		NE	NE	NE
Musculoskeletal and connective tissue disorders	Sjogren's syndrome	1-2	187	37.8	1	0.5	187	37.6	0	0.0		*	Quasi-complete separation of data points detected.				*	ERROR: The mean parameter is either invalid or at a limit of its range for some observations.			NE		Algorithm converged.	NE	NE	NE	NE	NE		Algorithm converged.	NE	NE
Musculoskeletal and connective tissue disorders	Sjogren's syndrome	3	196	39.6	0	0.0	186	37.3	0	0.0	NE			NE	NE	NE		NE	NE	NE	NE		NE	NE	NE	NE		NE		NE	NE	NE
Musculoskeletal and connective tissue disorders	Sjogren's syndrome	4-5	112	22.6	0	0.0	125	25.1	0	0.0	NE			NE	NE	NE		NE	NE	NE	NE		NE	NE	NE	NE		NE		NE	NE	NE
Musculoskeletal and connective tissue disorders	Spinal pain	1-2	187	37.8	0	0.0	187	37.6	1	0.5		*	Quasi-complete separation of data points detected.				*	ERROR: Error in computing the link function, its derivatives, or the variance function.			0.00		Algorithm converged.	0.00	NE	0.9999	0.6022	>999.99		Algorithm converged.	0.00	NE
Musculoskeletal and connective tissue disorders	Spinal pain	3	196	39.6	1	0.5	186	37.3	1	0.5	0.95		Convergence criterion (GCONV=1E-8) satisfied.	0.06	15.28	0.000		Algorithm converged.	-0.015	0.014	0.95		Algorithm converged.	0.06	15.06	0.9704		1.05		Algorithm converged.	0.07	16.72
Musculoskeletal and connective tissue disorders	Spinal pain	4-5	112	22.6	0	0.0	125	25.1	0	0.0	NE			NE	NE	NE		NE	NE	NE	NE		NE	NE	NE	NE		NE		NE	NE	NE
Musculoskeletal and connective tissue disorders	Spondylolisthesis	1-2	187	37.8	0	0.0	187	37.6	0	0.0	NE			NE	NE	NE		NE	NE	NE	NE		NE	NE	NE	NE	NE	NE		NE	NE	NE
Musculoskeletal and connective tissue disorders	Spondylolisthesis	3	196	39.6	0	0.0	186	37.3	1	0.5		*	Quasi-complete separation of data points detected.				*	ERROR: Error in computing the link function, its derivatives, or the variance function.			0.00		Algorithm converged.	0.00	NE	1.0000		>999.99		Algorithm converged.	0.00	NE
Musculoskeletal and connective tissue disorders	Spondylolisthesis	4-5	112	22.6	0	0.0	125	25.1	0	0.0	NE			NE	NE	NE		NE	NE	NE	NE		NE	NE	NE	NE		NE		NE	NE	NE
Musculoskeletal and connective tissue disorders	Synovial cyst	1-2	187	37.8	1	0.5	187	37.6	1	0.5	1.00		Convergence criterion (GCONV=1E-8) satisfied.	0.06	16.11	0.000		Algorithm converged.	-0.015	0.015	1.00		Algorithm converged.	0.06	15.87	1.0000	NE	1.00		Algorithm converged.	0.06	15.87
Musculoskeletal and connective tissue disorders	Synovial cyst	3	196	39.6	0	0.0	186	37.3	0	0.0	NE			NE	NE	NE		NE	NE	NE	NE		NE	NE	NE	NE		NE		NE	NE	NE
Musculoskeletal and connective tissue disorders	Synovial cyst	4-5	112	22.6	0	0.0	125	25.1	0	0.0	NE			NE	NE	NE		NE	NE	NE	NE		NE	NE	NE	NE		NE		NE	NE	NE
Musculoskeletal and connective tissue disorders	Tendonitis	1-2	187	37.8	1	0.5	187	37.6	0	0.0		*	Quasi-complete separation of data points detected.				*	WARNING: Negative of Hessian not positive definite.			NE		Algorithm converged.	NE	NE	NE	NE	NE		Algorithm converged.	NE	NE
Musculoskeletal and connective tissue disorders	Tendonitis	3	196	39.6	0	0.0	186	37.3	0	0.0	NE			NE	NE	NE		NE	NE	NE	NE		NE	NE	NE	NE		NE		NE	NE	NE
Musculoskeletal and connective tissue disorders	Tendonitis	4-5	112	22.6	0	0.0	125	25.1	0	0.0	NE			NE	NE	NE		NE	NE	NE	NE		NE	NE	NE	NE		NE		NE	NE	NE
Neoplasms benign, malignant and unspecified (incl cysts and polyps)		1-2	187	37.8	4	2.1	187	37.6	3	1.6	1.34		Convergence criterion (GCONV=1E-8) satisfied.	0.30	6.07	0.005		Algorithm converged.	-0.022	0.033	1.33		Algorithm converged.	0.30	5.88	0.7038	0.0474	0.75		Algorithm converged.	0.17	3.31
Neoplasms benign, malignant and unspecified (incl cysts and polyps)		3	196	39.6	0	0.0	186	37.3	5	2.7		*	Quasi-complete separation of data points detected.				*	ERROR: Error in computing the link function, its derivatives, or the variance function.			0.00		Algorithm converged.	0.00	NE	0.9999		>999.99		Algorithm converged.	0.00	NE
Neoplasms benign, malignant and unspecified (incl cysts and polyps)		4-5	112	22.6	2	1.8	125	25.1	3	2.4	0.74		Convergence criterion (GCONV=1E-8) satisfied.	0.12	4.51	-0.006		Algorithm converged.	-0.042	0.030	0.74		Algorithm converged.	0.13	4.37	0.7435		1.34		Algorithm converged.	0.23	7.90
Neoplasms benign, malignant and unspecified (incl cysts and polyps)	Adenocarcinoma	1-2	187	37.8	0	0.0	187	37.6	0	0.0	NE			NE	NE	NE		NE	NE	NE	NE		NE	NE	NE	NE	NE	NE		NE	NE	NE
Neoplasms benign, malignant and unspecified (incl cysts and polyps)	Adenocarcinoma	3	196	39.6	0	0.0	186	37.3	0	0.0	NE			NE	NE	NE		NE	NE	NE	NE		NE	NE	NE	NE		NE		NE	NE	NE
Neoplasms benign, malignant and unspecified (incl cysts and polyps)	Adenocarcinoma	4-5	112	22.6	0	0.0	125	25.1	1	0.8		*	Quasi-complete separation of data points detected.				*	WARNING: The relative Hessian convergence criterion of 16.316112867 is greater than the limit of 0.0001. The convergence is questionable.			0.00		Algorithm converged.	0.00	NE	0.9999		>999.99		Algorithm converged.	0.00	NE
Neoplasms benign, malignant and unspecified (incl cysts and polyps)	Adenocarcinoma of colon	1-2	187	37.8	1	0.5	187	37.6	0	0.0		*	Quasi-complete separation of data points detected.				*	WARNING: Negative of Hessian not positive definite.			NE		Algorithm converged.	NE	NE	NE	NE	NE		Algorithm converged.	NE	NE
Neoplasms benign, malignant and unspecified (incl cysts and polyps)	Adenocarcinoma of colon	3	196	39.6	0	0.0	186	37.3	0	0.0	NE			NE	NE	NE		NE	NE	NE	NE		NE	NE	NE	NE		NE		NE	NE	NE
Neoplasms benign, malignant and unspecified (incl cysts and polyps)	Adenocarcinoma of colon	4-5	112	22.6	0	0.0	125	25.1	0	0.0	NE			NE	NE	NE		NE	NE	NE	NE		NE	NE	NE	NE		NE		NE	NE	NE
Neoplasms benign, malignant and unspecified (incl cysts and polyps)	Adenocarcinoma pancreas	1-2	187	37.8	0	0.0	187	37.6	0	0.0	NE			NE	NE	NE		NE	NE	NE	NE		NE	NE	NE	NE	NE	NE		NE	NE	NE
Neoplasms benign, malignant and unspecified (incl cysts and polyps)	Adenocarcinoma pancreas	3	196	39.6	0	0.0	186	37.3	0	0.0	NE			NE	NE	NE		NE	NE	NE	NE		NE	NE	NE	NE		NE		NE	NE	NE
Neoplasms benign, malignant and unspecified (incl cysts and polyps)	Adenocarcinoma pancreas	4-5	112	22.6	1	0.9	125	25.1	0	0.0		*	Quasi-complete separation of data points detected.				*	WARNING: The relative Hessian convergence criterion of 18.712481801 is greater than the limit of 0.0001. The convergence is questionable.			NE		Algorithm converged.	NE	NE	NE		NE		Algorithm converged.	NE	NE
Neoplasms benign, malignant and unspecified (incl cysts and polyps)	Basal cell carcinoma	1-2	187	37.8	0	0.0	187	37.6	0	0.0	NE			NE	NE	NE		NE	NE	NE	NE		NE	NE	NE	NE	NE	NE		NE	NE	NE
Neoplasms benign, malignant and unspecified (incl cysts and polyps)	Basal cell carcinoma	3	196	39.6	0	0.0	186	37.3	1	0.5		*	Quasi-complete separation of data points detected.				*	ERROR: Error in computing the link function, its derivatives, or the variance function.			0.00		Algorithm converged.	0.00	NE	1.0000		>999.99		Algorithm converged.	0.00	NE
Neoplasms benign, malignant and unspecified (incl cysts and polyps)	Basal cell carcinoma	4-5	112	22.6	0	0.0	125	25.1	0	0.0	NE			NE	NE	NE		NE	NE	NE	NE		NE	NE	NE	NE		NE		NE	NE	NE
Neoplasms benign, malignant and unspecified (incl cysts and polyps)	Cancer pain	1-2	187	37.8	0	0.0	187	37.6	0	0.0	NE			NE	NE	NE		NE	NE	NE	NE		NE	NE	NE	NE	NE	NE		NE	NE	NE
Neoplasms benign, malignant and unspecified (incl cysts and polyps)	Cancer pain	3	196	39.6	0	0.0	186	37.3	1	0.5		*	Quasi-complete separation of data points detected.				*	ERROR: Error in computing the link function, its derivatives, or the variance function.			0.00		Algorithm converged.	0.00	NE	1.0000		>999.99		Algorithm converged.	0.00	NE
Neoplasms benign, malignant and unspecified (incl cysts and polyps)	Cancer pain	4-5	112	22.6	0	0.0	125	25.1	0	0.0	NE			NE	NE	NE		NE	NE	NE	NE		NE	NE	NE	NE		NE		NE	NE	NE
Neoplasms benign, malignant and unspecified (incl cysts and polyps)	Colorectal cancer	1-2	187	37.8	1	0.5	187	37.6	0	0.0		*	Quasi-complete separation of data points detected.				*	ERROR: The mean parameter is either invalid or at a limit of its range for some observations.			NE		Algorithm converged.	NE	NE	NE	NE	NE		Algorithm converged.	NE	NE
Neoplasms benign, malignant and unspecified (incl cysts and polyps)	Colorectal cancer	3	196	39.6	0	0.0	186	37.3	0	0.0	NE			NE	NE	NE		NE	NE	NE	NE		NE	NE	NE	NE		NE		NE	NE	NE

Neoplasms benign, malignant and unspecified (incl cysts and polyps)	Colorectal cancer	4-5		112	22.6	0	0.0	125	25.1	0	0.0	NE			NE	NE	NE		NE	NE	NE	NE		NE	NE	NE	NE		NE		NE	NE	NE
Neoplasms benign, malignant and unspecified (incl cysts and polyps)	Hodgkin's disease	1-2		187	37.8	0	0.0	187	37.6	0	0.0	NE			NE	NE	NE		NE	NE	NE	NE		NE	NE	NE	NE	NE	NE		NE	NE	NE
Neoplasms benign, malignant and unspecified (incl cysts and polyps)	Hodgkin's disease	3		196	39.6	0	0.0	186	37.3	1	0.5		*	Quasi-complete separation of data points detected.				*	ERROR: Error in computing the link function, its derivatives, or the variance function.			0.00		Algorithm converged.	0.00	NE	1.0000		>999.99		Algorithm converged.	0.00	NE
Neoplasms benign, malignant and unspecified (incl cysts and polyps)	Hodgkin's disease	4-5		112	22.6	0	0.0	125	25.1	0	0.0	NE			NE	NE	NE		NE	NE	NE	NE		NE	NE	NE	NE		NE		NE	NE	NE
Neoplasms benign, malignant and unspecified (incl cysts and polyps)	Lipoma	1-2		187	37.8	0	0.0	187	37.6	0	0.0	NE			NE	NE	NE		NE	NE	NE	NE		NE	NE	NE	NE	NE	NE		NE	NE	NE
Neoplasms benign, malignant and unspecified (incl cysts and polyps)	Lipoma	3		196	39.6	0	0.0	186	37.3	0	0.0	NE			NE	NE	NE		NE	NE	NE	NE		NE	NE	NE	NE		NE		NE	NE	NE
Neoplasms benign, malignant and unspecified (incl cysts and polyps)	Lipoma	4-5		112	22.6	0	0.0	125	25.1	1	0.8		*	Quasi-complete separation of data points detected.				*	WARNING: The relative Hessian convergence criterion of 16.316112867 is greater than the limit of 0.0001. The convergence is questionable.			0.00		Algorithm converged.	0.00	NE	0.9999		>999.99		Algorithm converged.	0.00	NE
Neoplasms benign, malignant and unspecified (incl cysts and polyps)	Lung neoplasm	1-2		187	37.8	0	0.0	187	37.6	1	0.5		*	Quasi-complete separation of data points detected.				*	ERROR: Error in computing the link function, its derivatives, or the variance function.			0.00		Algorithm converged.	0.00	NE	0.9999	NE	>999.99		Algorithm converged.	0.00	NE
Neoplasms benign, malignant and unspecified (incl cysts and polyps)	Lung neoplasm	3		196	39.6	0	0.0	186	37.3	0	0.0	NE			NE	NE	NE		NE	NE	NE	NE		NE	NE	NE	NE		NE		NE	NE	NE
Neoplasms benign, malignant and unspecified (incl cysts and polyps)	Lung neoplasm	4-5		112	22.6	0	0.0	125	25.1	0	0.0	NE			NE	NE	NE		NE	NE	NE	NE		NE	NE	NE	NE		NE		NE	NE	NE
Neoplasms benign, malignant and unspecified (incl cysts and polyps)	Malignant melanoma in situ	1-2		187	37.8	0	0.0	187	37.6	0	0.0	NE			NE	NE	NE		NE	NE	NE	NE		NE	NE	NE	NE	NE	NE		NE	NE	NE
Neoplasms benign, malignant and unspecified (incl cysts and polyps)	Malignant melanoma in situ	3		196	39.6	0	0.0	186	37.3	1	0.5		*	Quasi-complete separation of data points detected.				*	ERROR: Error in computing the link function, its derivatives, or the variance function.			0.00		Algorithm converged.	0.00	NE	1.0000		>999.99		Algorithm converged.	0.00	NE
Neoplasms benign, malignant and unspecified (incl cysts and polyps)	Malignant melanoma in situ	4-5		112	22.6	0	0.0	125	25.1	0	0.0	NE			NE	NE	NE		NE	NE	NE	NE		NE	NE	NE	NE		NE		NE	NE	NE
Neoplasms benign, malignant and unspecified (incl cysts and polyps)	Meningioma	1-2		187	37.8	1	0.5	187	37.6	0	0.0		*	Quasi-complete separation of data points detected.				*	ERROR: The mean parameter is either invalid or at a limit of its range for some observations.			NE		Algorithm converged.	NE	NE	NE	NE	NE		Algorithm converged.	NE	NE
Neoplasms benign, malignant and unspecified (incl cysts and polyps)	Meningioma	3		196	39.6	0	0.0	186	37.3	0	0.0	NE			NE	NE	NE		NE	NE	NE	NE		NE	NE	NE	NE		NE		NE	NE	NE
Neoplasms benign, malignant and unspecified (incl cysts and polyps)	Meningioma	4-5		112	22.6	0	0.0	125	25.1	0	0.0	NE			NE	NE	NE		NE	NE	NE	NE		NE	NE	NE	NE		NE		NE	NE	NE
Neoplasms benign, malignant and unspecified (incl cysts and polyps)	Papillary renal cell carcinoma	1-2		187	37.8	1	0.5	187	37.6	0	0.0		*	Quasi-complete separation of data points detected.				*	WARNING: Negative of Hessian not positive definite.			NE		Algorithm converged.	NE	NE	NE	NE	NE		Algorithm converged.	NE	NE
Neoplasms benign, malignant and unspecified (incl cysts and polyps)	Papillary renal cell carcinoma	3		196	39.6	0	0.0	186	37.3	0	0.0	NE			NE	NE	NE		NE	NE	NE	NE		NE	NE	NE	NE		NE		NE	NE	NE
Neoplasms benign, malignant and unspecified (incl cysts and polyps)	Papillary renal cell carcinoma	4-5		112	22.6	0	0.0	125	25.1	0	0.0	NE			NE	NE	NE		NE	NE	NE	NE		NE	NE	NE	NE		NE		NE	NE	NE
Neoplasms benign, malignant and unspecified (incl cysts and polyps)	Seborrhoeic keratosis	1-2		187	37.8	0	0.0	187	37.6	0	0.0	NE			NE	NE	NE		NE	NE	NE	NE		NE	NE	NE	NE	NE	NE		NE	NE	NE
Neoplasms benign, malignant and unspecified (incl cysts and polyps)	Seborrhoeic keratosis	3		196	39.6	0	0.0	186	37.3	1	0.5		*	Quasi-complete separation of data points detected.				*	ERROR: Error in computing the link function, its derivatives, or the variance function.			0.00		Algorithm converged.	0.00	NE	1.0000		>999.99		Algorithm converged.	0.00	NE
Neoplasms benign, malignant and unspecified (incl cysts and polyps)	Seborrhoeic keratosis	4-5		112	22.6	1	0.9	125	25.1	1	0.8	1.12		Convergence criterion (GCONV=1E-8) satisfied.	0.07	18.07	0.001		Algorithm converged.	-0.022	0.024	1.12		Algorithm converged.	0.07	17.63	0.9378		0.90		Algorithm converged.	0.06	14.16
Neoplasms benign, malignant and unspecified (incl cysts and polyps)	Skin papilloma	1-2		187	37.8	0	0.0	187	37.6	1	0.5		*	Quasi-complete separation of data points detected.				*	ERROR: Error in computing the link function, its derivatives, or the variance function.			0.00		Algorithm converged.	0.00	NE	0.9999	NE	>999.99		Algorithm converged.	0.00	NE
Neoplasms benign, malignant and unspecified (incl cysts and polyps)	Skin papilloma	3		196	39.6	0	0.0	186	37.3	0	0.0	NE			NE	NE	NE		NE	NE	NE	NE		NE	NE	NE	NE		NE		NE	NE	NE
Neoplasms benign, malignant and unspecified (incl cysts and polyps)	Skin papilloma	4-5		112	22.6	0	0.0	125	25.1	0	0.0	NE			NE	NE	NE		NE	NE	NE	NE		NE	NE	NE	NE		NE		NE	NE	NE
Neoplasms benign, malignant and unspecified (incl cysts and polyps)	Tumour pain	1-2		187	37.8	0	0.0	187	37.6	1	0.5		*	Quasi-complete separation of data points detected.				*	ERROR: Error in computing the link function, its derivatives, or the variance function.			0.00		Algorithm converged.	0.00	NE	0.9999	NE	>999.99		Algorithm converged.	0.00	NE
Neoplasms benign, malignant and unspecified (incl cysts and polyps)	Tumour pain	3		196	39.6	0	0.0	186	37.3	0	0.0	NE			NE	NE	NE		NE	NE	NE	NE		NE	NE	NE	NE		NE		NE	NE	NE
Neoplasms benign, malignant and unspecified (incl cysts and polyps)	Tumour pain	4-5		112	22.6	0	0.0	125	25.1	0	0.0	NE			NE	NE	NE		NE	NE	NE	NE		NE	NE	NE	NE		NE		NE	NE	NE
Nervous system disorders		1-2		187	37.8	121	64.7	187	37.6	120	64.2	1.02		Convergence criterion (GCONV=1E-8) satisfied.	0.67	1.56	0.005		Algorithm converged.	-0.092	0.102	1.01		Algorithm converged.	0.87	1.17	0.9140	0.1012	0.99		Algorithm converged.	0.85	1.15
Nervous system disorders		3		196	39.6	122	62.2	186	37.3	115	61.8	1.02		Convergence criterion (GCONV=1E-8) satisfied.	0.67	1.54	0.004		Algorithm converged.	-0.093	0.102	1.01		Algorithm converged.	0.86	1.18	0.9331		0.99		Algorithm converged.	0.85	1.16
Nervous system disorders		4-5		112	22.6	64	57.1	125	25.1	90	72.0	0.52		Convergence criterion (GCONV=1E-8) satisfied.	0.30	0.89	-0.149		Algorithm converged.	-0.269	-0.028	0.79		Algorithm converged.	0.65	0.96	0.0196		1.26		Algorithm converged.	1.04	1.53
Nervous system disorders	Ageusia	1-2		187	37.8	0	0.0	187	37.6	1	0.5		*	Quasi-complete separation of data points detected.				*	ERROR: Error in computing the link function, its derivatives, or the variance function.			0.00		Algorithm converged.	0.00	NE	0.9999	0.1344	>999.99		Algorithm converged.	0.00	NE
Nervous system disorders	Ageusia	3		196	39.6	0	0.0	186	37.3	1	0.5		*	Quasi-complete separation of data points detected.				*	ERROR: Error in computing the link function, its derivatives, or the variance function.			0.00		Algorithm converged.	0.00	NE	1.0000		>999.99		Algorithm converged.	0.00	NE
Nervous system disorders	Ageusia	4-5		112	22.6	1	0.9	125	25.1	0	0.0		*	Quasi-complete separation of data points detected.				*	WARNING: The relative Hessian convergence criterion of 18.712481867 is greater than the limit of 0.0001. The convergence is questionable.			NE		Algorithm converged.	NE	NE	NE		NE		Algorithm converged.	NE	NE
Nervous system disorders	Altered state of consciousness	1-2		187	37.8	0	0.0	187	37.6	0	0.0	NE			NE	NE	NE		NE	NE	NE	NE		NE	NE	NE	NE	NE	NE		NE	NE	NE
Nervous system disorders	Altered state of consciousness	3		196	39.6	0	0.0	186	37.3	0	0.0	NE			NE	NE	NE		NE	NE	NE	NE		NE	NE	NE	NE		NE		NE	NE	NE
Nervous system disorders	Altered state of consciousness	4-5		112	22.6	0	0.0	125	25.1	1	0.8		*	Quasi-complete separation of data points detected.				*	WARNING: The relative Hessian convergence criterion of 16.316112867 is greater than the limit of 0.0001. The convergence is questionable.			0.00		Algorithm converged.	0.00	NE	0.9999		>999.99		Algorithm converged.	0.00	NE
Nervous system disorders	Amnesia	1-2		187	37.8	0	0.0	187	37.6	1	0.5		*	Quasi-complete separation of data points detected.				*	ERROR: Error in computing the link function, its derivatives, or the variance function.			0.00		Algorithm converged.	0.00	NE	0.9999	0.4319	>999.99		Algorithm converged.	0.00	NE
Nervous system disorders	Amnesia	3		196	39.6	2	1.0	186	37.3	1	0.5	1.91		Convergence criterion (GCONV=1E-8) satisfied.	0.17	21.21	0.005		Algorithm converged.	-0.013	0.022	1.90		Algorithm converged.	0.17	20.76	0.5996		0.53		Algorithm converged.	0.05	5.76
Nervous system disorders	Amnesia	4-5		112	22.6	0	0.0	125	25.1	0	0.0	NE			NE	NE	NE		NE	NE	NE	NE		NE	NE	NE	NE		NE		NE	NE	NE
Nervous system disorders	Aphasia	1-2		187	37.8	1	0.5	187	37.6	1	0.5	1.00		Convergence criterion (GCONV=1E-8) satisfied.	0.06	16.11	0.000		Algorithm converged.	-0.015	0.015	1.00		Algorithm converged.	0.06	15.87	1.0000	0.5698	1.00		Algorithm converged.	0.06	15.87
Nervous system disorders	Aphasia	3		196	39.6	0	0.0	186	37.3	0	0.0	NE			NE	NE	NE		NE	NE	NE	NE		NE	NE	NE	NE		NE		NE	NE	NE
Nervous system disorders	Aphasia	4-5		112	22.6	1	0.9	125	25.1	0	0.0		*	Quasi-complete separation of data points detected.				*	WARNING: The relative Hessian convergence criterion of 18.712481934 is greater than the limit of 0.0001. The convergence is questionable.			NE		Algorithm converged.	NE	NE	NE		NE		Algorithm converged.	NE	NE
Nervous system disorders	Ataxia	1-2		187	37.8	0	0.0	187	37.6	0	0.0	NE			NE	NE	NE		NE	NE	NE	NE		NE	NE	NE	NE	NE	NE		NE	NE	NE
Nervous system disorders	Ataxia	3		196	39.6	1	0.5	186	37.3	0	0.0		*	Quasi-complete separation of data points detected.				*	ERROR: The mean parameter is either invalid or at a limit of its range for some observations.			NE		Algorithm converged.	NE	NE	NE		NE		Algorithm converged.	NE	NE
Nervous system disorders	Ataxia	4-5		112	22.6	0	0.0	125	25.1	1	0.8		*	Quasi-complete separation of data points detected.				*	WARNING: The relative Hessian convergence criterion of 16.316112867 is greater than the limit of 0.0001. The convergence is questionable.			0.00		Algorithm converged.	0.00	NE	0.9999		>999.99		Algorithm converged.	0.00	NE
Nervous system disorders	Balance disorder	1-2		187	37.8	0	0.0	187	37.6	0	0.0	NE			NE	NE	NE		NE	NE	NE	NE		NE	NE	NE	NE	NE	NE		NE	NE	NE
Nervous system disorders	Balance disorder	3		196	39.6	1	0.5	186	37.3	0	0.0		*	Quasi-complete separation of data points detected.				*	ERROR: The mean parameter is either invalid or at a limit of its range for some observations.			NE		Algorithm converged.	NE	NE	NE		NE		Algorithm converged.	NE	NE
Nervous system disorders	Balance disorder	4-5		112	22.6	0	0.0	125	25.1	0	0.0	NE			NE	NE	NE		NE	NE	NE	NE		NE	NE	NE	NE		NE		NE	NE	NE
Nervous system disorders	Carotid artery stenosis	1-2		187	37.8	0	0.0	187	37.6	0	0.0	NE			NE	NE	NE		NE	NE	NE	NE		NE	NE	NE	NE	NE	NE		NE	NE	NE
Nervous system disorders	Carotid artery stenosis	3		196	39.6	0	0.0	186	37.3	1	0.5		*	Quasi-complete separation of data points detected.				*	ERROR: Error in computing the link function, its derivatives, or the variance function.			0.00		Algorithm converged.	0.00	NE	1.0000		>999.99		Algorithm converged.	0.00	NE
Nervous system disorders	Carotid artery stenosis	4-5		112	22.6	0	0.0	125	25.1	0	0.0	NE			NE	NE	NE		NE	NE	NE	NE		NE	NE	NE	NE		NE		NE	NE	NE
Nervous system disorders	Cerebellar ataxia	1-2		187	37.8	0	0.0	187	37.6	0	0.0	NE			NE	NE	NE		NE	NE	NE	NE		NE	NE	NE	NE	NE	NE		NE	NE	NE
Nervous system disorders	Cerebellar ataxia	3		196	39.6	0	0.0	186	37.3	0	0.0	NE			NE	NE	NE		NE	NE	NE	NE		NE	NE	NE	NE		NE		NE	NE	NE
Nervous system disorders	Cerebellar ataxia	4-5		112	22.6	1	0.9	125	25.1	0	0.0		*	Quasi-complete separation of data points detected.				*	WARNING: The relative Hessian convergence criterion of 18.712481734 is greater than the limit of 0.0001. The convergence is questionable.			NE		Algorithm converged.	NE	NE	NE		NE		Algorithm converged.	NE	NE
Nervous system disorders	Cerebral haemorrhage	1-2		187	37.8	0	0.0	187	37.6	0	0.0	NE			NE	NE	NE		NE	NE	NE	NE		NE	NE	NE	NE	NE	NE		NE	NE	NE
Nervous system disorders	Cerebral haemorrhage	3		196	39.6	0	0.0	186	37.3	1	0.5		*	Quasi-complete separation of data points detected.				*	ERROR: Error in computing the link function, its derivatives, or the variance function.			0.00		Algorithm converged.	0.00	NE	1.0000		>999.99		Algorithm converged.	0.00	NE
Nervous system disorders	Cerebral haemorrhage	4-5		112	22.6	0	0.0	125	25.1	0	0.0	NE			NE	NE	NE		NE	NE	NE	NE		NE	NE	NE	NE		NE		NE	NE	NE
Nervous system disorders	Cerebral infarction	1-2		187	37.8	0	0.0	187	37.6	1	0.5		*	Quasi-complete separation of data points detected.				*	ERROR: Error in computing the link function, its derivatives, or the variance function.			0.00		Algorithm converged.	0.00	NE	0.9999	NE	>999.99		Algorithm converged.	0.00	NE
Nervous system disorders	Cerebral infarction	3		196	39.6	0	0.0	186	37.3	0	0.0	NE			NE	NE	NE		NE	NE	NE	NE		NE	NE	NE	NE		NE		NE	NE	NE
Nervous system disorders	Cerebral infarction	4-5		112	22.6	0	0.0	125	25.1	0	0.0	NE			NE	NE	NE		NE	NE	NE	NE		NE	NE	NE	NE		NE		NE	NE	NE
Nervous system disorders	Cerebral ischaemia	1-2		187	37.8	0	0.0	187	37.6	1	0.5		*	Quasi-complete separation of data points detected.				*	ERROR: Error in computing the link function, its derivatives, or the variance function.			0.00		Algorithm converged.	0.00	NE	0.9999	NE	>999.99		Algorithm converged.	0.00	NE
Nervous system disorders	Cerebral ischaemia	3		196	39.6	0	0.0	186	37.3	0	0.0	NE			NE	NE	NE		NE	NE	NE	NE		NE	NE	NE	NE		NE		NE	NE	NE
Nervous system disorders	Cerebral ischaemia	4-5		112	22.6	0	0.0	125	25.1	0	0.0	NE			NE	NE	NE		NE	NE	NE	NE		NE	NE	NE	NE		NE		NE	NE	NE
Nervous system disorders	Cerebrospinal fluid leakage	1-2		187	37.8	1	0.5	187	37.6	0	0.0		*	Quasi-complete separation of data points detected.				*	ERROR: The mean parameter is either invalid or at a limit of its range for some observations.			NE		Algorithm converged.	NE	NE	NE	NE	NE		Algorithm converged.	NE	NE
Nervous system disorders	Cerebrospinal fluid leakage	3		196	39.6	0	0.0	186	37.3	0	0.0	NE			NE	NE	NE		NE	NE	NE	NE		NE	NE	NE	NE		NE		NE	NE	NE
Nervous system disorders	Cerebrospinal fluid leakage	4-5		112	22.6	1	0.9	125	25.1	0	0.0		*	Quasi-complete separation of data points detected.				*	WARNING: The relative Hessian convergence criterion of 18.712481867 is greater than the limit of 0.0001. The convergence is questionable.			NE		Algorithm converged.	NE	NE	NE		NE		Algorithm converged.	NE	NE
Nervous system disorders	Cerebrovascular accident	1-2		187	37.8	0	0.0	187	37.6	1	0.5		*	Quasi-complete separation of data points detected.				*	ERROR: Error in computing the link function, its derivatives, or the variance function.			0.00		Algorithm converged.	0.00	NE	0.9999	1.0000	>999.99		Algorithm converged.	0.00	NE
Nervous system disorders	Cerebrovascular accident	3		196	39.6	0	0.0	186	37.3	1	0.5		*	Quasi-complete separation of data points detected.				*	ERROR: Error in computing the link function, its derivatives, or the variance function.			0.00		Algorithm converged.	0.00	NE	1.0000		>999.99		Algorithm converged.	0.00	NE
Nervous system disorders	Cerebrovascular accident	4-5		112	22.6	0	0.0	125	25.1	2	1.6		*	Quasi-complete separation of data points detected.				*	WARNING: The relative Hessian convergence criterion of 10.20621574 is greater than the limit of 0.0001. The convergence is questionable.			0.00		Algorithm converged.	0.00	NE	0.9999		>999.99		Algorithm converged.	0.00	NE
Nervous system disorders	Cervicobrachial syndrome	1-2		187	37.8	0	0.0	187	37.6	0	0.0	NE			NE	NE	NE		NE	NE	NE	NE		NE	NE	NE	NE	NE	NE		NE	NE	NE
Nervous system disorders	Cervicobrachial syndrome	3		196	39.6	0	0.0	186	37.3	1	0.5		*	Quasi-complete separation of data points detected.				*	ERROR: Error in computing the link function, its derivatives, or the variance function.			0.00		Algorithm converged.	0.00	NE	1.0000		>999.99		Algorithm converged.	0.00	NE
Nervous system disorders	Cervicobrachial syndrome	4-5		112	22.6	0	0.0	125	25.1	0	0.0	NE			NE	NE	NE		NE	NE	NE	NE		NE	NE	NE	NE		NE		NE	NE	NE
Nervous system disorders	Cognitive disorder	1-2		187	37.8	0	0.0	187	37.6	0	0.0	NE			NE	NE	NE		NE	NE	NE	NE		NE	NE	NE	NE	NE	NE		NE	NE	NE
Nervous system disorders	Cognitive disorder	3		196	39.6	0	0.0	186	37.3	0	0.0	NE			NE	NE	NE		NE	NE	NE	NE		NE	NE	NE	NE		NE		NE	NE	NE
Nervous system disorders	Cognitive disorder	4-5		112	22.6	0	0.0	125	25.1	1	0.8		*	Quasi-complete separation of data points detected.				*	WARNING: The relative Hessian convergence criterion of 16.316112867 is greater than the limit of 0.0001. The convergence is questionable.			0.00		Algorithm converged.	0.00	NE	0.9999		>999.99		Algorithm converged.	0.00	NE
Nervous system disorders	Disturbance in attention	1-2		187	37.8	0	0.0	187	37.6	0	0.0	NE			NE	NE	NE		NE	NE	NE	NE		NE	NE	NE	NE	NE	NE		NE	NE	NE
Nervous system disorders	Disturbance in attention	3		196	39.6	0	0.0	186	37.3	0	0.0	NE			NE	NE	NE		NE	NE	NE	NE		NE	NE	NE	NE		NE		NE	NE	NE
Nervous system disorders	Disturbance in attention	4-5		112	22.6	1	0.9	125	25.1	0	0.0		*	Quasi-complete separation of data points detected.				*	WARNING: The relative Hessian convergence criterion of 18.712482 is greater than the limit of 0.0001. The convergence is questionable.			NE		Algorithm converged.	NE	NE	NE		NE		Algorithm converged.	NE	NE
Nervous system disorders	Dizziness	1-2		187	37.8	17	9.1	187	37.6	12	6.4	1.46		Convergence criterion (GCONV=1E-8) satisfied.	0.68	3.14	0.027		Algorithm converged.	-0.027	0.081	1.42		Algorithm converged.	0.70	2.88	0.3367	0.2342	0.71		Algorithm converged.	0.35	1.44
Nervous system disorders	Dizziness	3		196	39.6	8	4.1	186	37.3	12	6.5	0.62		Convergence criterion (GCONV=1E-8) satisfied.	0.25	1.55	-0.024		Algorithm converged.	-0.069	0.021	0.63		Algorithm converged.	0.26	1.51	0.3033		1.58		Algorithm converged.	0.66	3.78
Nervous system disorders	Dizziness	4-5		112	22.6	4	3.6	125	25.1	8	6.4	0.54		Convergence criterion (GCONV=1E-8) satisfied.	0.16	1.85	-0.028		Algorithm converged.	-0.083	0.027	0.56		Algorithm converged.	0.17	1.80	0.3296		1.79		Algorithm converged.	0.55	5.79
Nervous system disorders	Dizziness exertional	1-2		187	37.8	0	0.0	187	37.6	0	0.0	NE			NE	NE	NE		NE	NE	NE	NE		NE	NE	NE	NE	NE	NE		NE	NE	NE
Nervous system disorders	Dizziness exertional	3		196	39.6	1	0.5	186	37.3	0	0.0		*	Quasi-complete separation of data points detected.				*	ERROR: The mean parameter is either invalid or at a limit of its range for some observations.			NE		Algorithm converged.	NE	NE	NE		NE		Algorithm converged.	NE	NE
Nervous system disorders	Dizziness exertional	4-5		112	22.6	0	0.0	125	25.1	0	0.0	NE			NE	NE	NE		NE	NE	NE	NE		NE	NE	NE	NE		NE		NE	NE	NE
Nervous system disorders	Dizziness postural	1-2		187	37.8	2	1.1	187	37.6	0	0.0		*	Quasi-complete separation of data points detected.				*	WARNING: Negative of Hessian not positive definite.			NE		Algorithm converged.	NE	NE	NE	NE	NE		Algorithm converged.	NE	NE
Nervous system disorders	Dizziness postural	3		196	39.6	0	0.0	186	37.3	0	0.0	NE			NE	NE	NE		NE	NE	NE	NE		NE	NE	NE	NE		NE		NE	NE	NE
Nervous system disorders	Dizziness postural	4-5		112	22.6	0	0.0	125	25.1	0	0.0	NE			NE	NE	NE		NE	NE	NE	NE		NE	NE	NE	NE		NE		NE	NE	NE
Nervous system disorders	Dysaesthesia	1-2		187	37.8	3	1.6	187	37.6	2	1.1	1.51		Convergence criterion (GCONV=1E-8) satisfied.	0.25	9.13	0.005		Algorithm converged.	-0.018	0.029	1.50		Algorithm converged.	0.25	8.87	0.6548	0.4509	0.67		Algorithm converged.	0.11	3.94
Nervous system disorders	Dysaesthesia	3		196	39.6	2	1.0	186	37.3	0	0.0		*	Quasi-complete separation of data points detected.				*	ERROR: Error in computing the link function, its derivatives, or the variance function.			NE		Algorithm converged.	NE	NE	NE		NE		Algorithm converged.	NE	NE
Nervous system disorders	Dysaesthesia	4-5		112	22.6	0	0.0	125	25.1	0	0.0	NE			NE	NE	NE		NE	NE	NE	NE		NE	NE	NE	NE		NE		NE	NE	NE
Nervous system disorders	Dysgeusia	1-2		187	37.8	20	10.7	187	37.6	21	11.2	0.95		Convergence criterion (GCONV=1E-8) satisfied.	0.49	1.81	-0.005		Algorithm converged.	-0.069	0.058	0.95		Algorithm converged.	0.53	1.70	0.8686	0.8145	1.05		Algorithm converged.	0.59	1.87
Nervous system disorders	Dysgeusia	3		196	39.6	12	6.1	186	37.3	16	8.6	0.69		Convergence criterion (GCONV=1E-8) satisfied.	0.32	1.51	-0.025		Algorithm converged.	-0.077	0.028	0.71		Algorithm converged.	0.35	1.46	0.3553		1.41		Algorithm converged.	0.68	2.89
Nervous system disorders	Dysgeusia	4-5		112	22.6	17	15.2	125	25.1	21	16.8	0.89		Convergence criterion (GCONV=1E-8) satisfied.	0.44	1.78	-0.016		Algorithm converged.	-0.110	0.077	0.90		Algorithm converged.	0.50	1.62	0.7344		1.11		Algorithm converged.	0.62	1.99
Nervous system disorders	Epilepsy	1-2		187	37.8	0	0.0	187	37.6	0	0.0	NE			NE	NE	NE		NE	NE	NE	NE		NE	NE	NE	NE	NE	NE		NE	NE	NE
Nervous system disorders	Epilepsy	3		196	39.6	0	0.0	186	37.3	1	0.5		*	Quasi-complete separation of data points detected.				*	ERROR: Error in computing the link function, its derivatives, or the variance function.			0.00		Algorithm converged.	0.00	NE	1.0000		>999.99		Algorithm converged.	0.00	NE
Nervous system disorders	Epilepsy	4-5		112	22.6	0	0.0	125	25.1	0	0.0	NE			NE	NE	NE		NE	NE	NE	NE		NE	NE	NE	NE		NE		NE	NE	NE
Nervous system disorders	Extrapyramidal disorder	1-2		187	37.8	0	0.0	187	37.6	0	0.0	NE			NE	NE	NE		NE	NE	NE	NE		NE	NE	NE	NE	NE	NE		NE	NE	NE
Nervous system disorders	Extrapyramidal disorder	3		196	39.6	0	0.0	186	37.3	0	0.0	NE			NE	NE	NE		NE	NE	NE	NE		NE	NE	NE	NE		NE		NE	NE	NE
Nervous system disorders	Extrapyramidal disorder	4-5		112	22.6	0	0.0	125	25.1	1	0.8		*	Quasi-complete separation of data points detected.				*	WARNING: The relative Hessian convergence criterion of 16.316112867 is greater than the limit of 0.0001. The convergence is questionable.			0.00		Algorithm converged.	0.00	NE	0.9999		>999.99		Algorithm converged.	0.00	NE
Nervous system disorders	Head discomfort	1-2		187	37.8	0	0.0	187	37.6	1	0.5		*	Quasi-complete separation of data points detected.				*	ERROR: Error in computing the link function, its derivatives, or the variance function.			0.00		Algorithm converged.	0.00	NE	0.9999	NE	>999.99		Algorithm converged.	0.00	NE
Nervous system disorders	Head discomfort	3		196	39.6	0	0.0	186	37.3	0	0.0	NE			NE	NE	NE		NE	NE	NE	NE		NE	NE	NE	NE		NE		NE	NE	NE
Nervous system disorders	Head discomfort	4-5		112	22.6	0	0.0	125	25.1	0	0.0	NE			NE	NE	NE		NE	NE	NE	NE		NE	NE	NE	NE		NE		NE	NE	NE
Nervous system disorders	Headache	1-2		187	37.8	29	15.5	187	37.6	27	14.4	1.09		Convergence criterion (GCONV=1E-8) satisfied.	0.62	1.92	0.011		Algorithm converged.	-0.062	0.083	1.07		Algorithm converged.	0.66	1.74	0.7720	0.8531	0.93		Algorithm converged.	0.57	1.51
Nervous system disorders	Headache	3		196	39.6	21	10.7	186	37.3	19	10.2	1.05		Convergence criterion (GCONV=1E-8) satisfied.	0.55	2.03	0.005		Algorithm converged.	-0.056	0.066	1.05		Algorithm converged.	0.58	1.89	0.8735		0.95		Algorithm converged.	0.53	1.72
Nervous system disorders	Headache	4-5		112	22.6	8	7.1	125	25.1	11	8.8	0.80		Convergence criterion (GCONV=1E-8) satisfied.	0.31	2.06	-0.017		Algorithm converged.	-0.085	0.052	0.81		Algorithm converged.	0.34	1.95	0.6400		1.23		Algorithm converged.	0.51	2.95
Nervous system disorders	Hemiparesis	1-2		187	37.8	0	0.0	187	37.6	0	0.0	NE			NE	NE	NE		NE	NE	NE	NE		NE	NE	NE	NE	NE	NE		NE	NE	NE
Nervous system disorders	Hemiparesis	3		196	39.6	1	0.5	186	37.3	0	0.0		*	Quasi-complete separation of data points detected.				*	ERROR: The mean parameter is either invalid or at a limit of its range for some observations.			NE		Algorithm converged.	NE	NE	NE		NE		Algorithm converged.	NE	NE
Nervous system disorders	Hemiparesis	4-5		112	22.6	0	0.0	125	25.1	0	0.0	NE			NE	NE	NE		NE	NE	NE	NE		NE	NE	NE	NE		NE		NE	NE	NE
Nervous system disorders	Hyperaesthesia	1-2		187	37.8	0	0.0	187	37.6	0	0.0	NE			NE	NE	NE		NE	NE	NE	NE		NE	NE	NE	NE	NE	NE		NE	NE	NE
Nervous system disorders	Hyperaesthesia	3		196	39.6	1	0.5	186	37.3	0	0.0		*	Quasi-complete separation of data points detected.				*	ERROR: The mean parameter is either invalid or at a limit of its range for some observations.			NE		Algorithm converged.	NE	NE	NE		NE		Algorithm converged.	NE	NE
Nervous system disorders	Hyperaesthesia	4-5		112	22.6	0	0.0	125	25.1	0	0.0	NE			NE	NE	NE		NE	NE	NE	NE		NE	NE	NE	NE		NE		NE	NE	NE
Nervous system disorders	Hypoaesthesia	1-2		187	37.8	8	4.3	187	37.6	7	3.7	1.15		Convergence criterion (GCONV=1E-8) satisfied.	0.41	3.24	0.005		Algorithm converged.	-0.034	0.045	1.14		Algorithm converged.	0.42	3.09	0.7923	0.4794	0.88		Algorithm converged.	0.32	2.36
Nervous system disorders	Hypoaesthesia	3		196	39.6	6	3.1	186	37.3	8	4.3	0.70		Convergence criterion (GCONV=1E-8) satisfied.	0.24	2.06	-0.012		Algorithm converged.	-0.050	0.025	0.71		Algorithm converged.	0.25	2.01	0.5213		1.41		Algorithm converged.	0.50	3.97
Nervous system disorders	Hypoaesthesia	4-5		112	22.6	8	7.1	125	25.1	5	4.0	1.85		Convergence criterion (GCONV=1E-8) satisfied.	0.59	5.82	0.031		Algorithm converged.	-0.027	0.090	1.79		Algorithm converged.	0.60	5.30	0.2962		0.56		Algorithm converged.	0.19	1.66
Nervous system disorders	Hyporeflexia	1-2		187	37.8	0	0.0	187	37.6	1	0.5		*	Quasi-complete separation of data points detected.				*	ERROR: Error in computing the link function, its derivatives, or the variance function.			0.00		Algorithm converged.	0.00	NE	0.9999	NE	>999.99		Algorithm converged.	0.00	NE
Nervous system disorders	Hyporeflexia	3		196	39.6	0	0.0	186	37.3	0	0.0	NE			NE	NE	NE		NE	NE	NE	NE		NE	NE	NE	NE		NE		NE	NE	NE
Nervous system disorders	Hyporeflexia	4-5		112	22.6	0	0.0	125	25.1	0	0.0	NE			NE	NE	NE		NE	NE	NE	NE		NE	NE	NE	NE		NE		NE	NE	NE

Nervous system disorders	Hypotonia	1-2	187	37.8	1	0.5	187	37.6	0	0.0		*	Quasi-complete separation of data points detected.				*	ERROR: The mean parameter is either invalid or at a limit of its range for some observations.			NE		Algorithm converged.	NE	NE	NE	NE	NE		Algorithm converged.	NE	NE
Nervous system disorders	Hypotonia	3	196	39.6	0	0.0	186	37.3	1	0.5		*	Quasi-complete separation of data points detected.				*	ERROR: Error in computing the link function, its derivatives, or the variance function.			0.00		Algorithm converged.	0.00	NE	1.0000		>999.99		Algorithm converged.	0.00	NE
Nervous system disorders	Hypotonia	4-5	112	22.6	0	0.0	125	25.1	0	0.0	NE			NE	NE	NE		NE	NE	NE	NE		NE	NE	NE	NE		NE		NE	NE	NE
Nervous system disorders	Intellectual disability	1-2	187	37.8	0	0.0	187	37.6	0	0.0	NE			NE	NE	NE		NE	NE	NE	NE		NE	NE	NE	NE	NE	NE		NE	NE	NE
Nervous system disorders	Intellectual disability	3	196	39.6	1	0.5	186	37.3	0	0.0		*	Quasi-complete separation of data points detected.				*	ERROR: The mean parameter is either invalid or at a limit of its range for some observations.			NE		Algorithm converged.	NE	NE	NE		NE		Algorithm converged.	NE	NE
Nervous system disorders	Intellectual disability	4-5	112	22.6	0	0.0	125	25.1	0	0.0	NE			NE	NE	NE		NE	NE	NE	NE		NE	NE	NE	NE		NE		NE	NE	NE
Nervous system disorders	Lethargy	1-2	187	37.8	1	0.5	187	37.6	0	0.0		*	Quasi-complete separation of data points detected.				*	WARNING: Negative of Hessian not positive definite.			NE		Algorithm converged.	NE	NE	NE	0.2123	NE		Algorithm converged.	NE	NE
Nervous system disorders	Lethargy	3	196	39.6	1	0.5	186	37.3	2	1.1	0.47		Convergence criterion (GCONV=1E-8) satisfied.	0.04	5.25	-0.006		Algorithm converged.	-0.024	0.012	0.47		Algorithm converged.	0.04	5.19	0.5413		2.11		Algorithm converged.	0.19	23.05
Nervous system disorders	Lethargy	4-5	112	22.6	1	0.9	125	25.1	0	0.0		*	Quasi-complete separation of data points detected.				*	WARNING: The relative Hessian convergence criterion of 18.712481867 is greater than the limit of 0.0001. The convergence is questionable.			NE		Algorithm converged.	NE	NE	NE		NE		Algorithm converged.	NE	NE
Nervous system disorders	Memory impairment	1-2	187	37.8	1	0.5	187	37.6	0	0.0		*	Quasi-complete separation of data points detected.				*	ERROR: The mean parameter is either invalid or at a limit of its range for some observations.			NE		Algorithm converged.	NE	NE	NE	0.4082	NE		Algorithm converged.	NE	NE
Nervous system disorders	Memory impairment	3	196	39.6	1	0.5	186	37.3	2	1.1	0.47		Convergence criterion (GCONV=1E-8) satisfied.	0.04	5.25	-0.006		Algorithm converged.	-0.024	0.012	0.47		Algorithm converged.	0.04	5.19	0.5413		2.11		Algorithm converged.	0.19	23.05
Nervous system disorders	Memory impairment	4-5	112	22.6	1	0.9	125	25.1	1	0.8	1.12		Convergence criterion (GCONV=1E-8) satisfied.	0.07	18.07	0.001		Algorithm converged.	-0.022	0.024	1.12		Algorithm converged.	0.07	17.63	0.9378		0.90		Algorithm converged.	0.06	14.16
Nervous system disorders	Migraine	1-2	187	37.8	1	0.5	187	37.6	1	0.5	1.00		Convergence criterion (GCONV=1E-8) satisfied.	0.06	16.11	0.000		Algorithm converged.	-0.015	0.015	1.00		Algorithm converged.	0.06	15.87	1.0000	0.9997	1.00		Algorithm converged.	0.06	15.87
Nervous system disorders	Migraine	3	196	39.6	1	0.5	186	37.3	1	0.5	0.95		Convergence criterion (GCONV=1E-8) satisfied.	0.06	15.28	0.000		Algorithm converged.	-0.015	0.014	0.95		Algorithm converged.	0.06	15.06	0.9704		1.05		Algorithm converged.	0.07	16.72
Nervous system disorders	Migraine	4-5	112	22.6	0	0.0	125	25.1	0	0.0	NE			NE	NE	NE		NE	NE	NE	NE		NE	NE	NE	NE		NE		NE	NE	NE
Nervous system disorders	Nervous system disorder	1-2	187	37.8	0	0.0	187	37.6	0	0.0	NE			NE	NE	NE		NE	NE	NE	NE		NE	NE	NE	NE	NE	NE		NE	NE	NE
Nervous system disorders	Nervous system disorder	3	196	39.6	0	0.0	186	37.3	1	0.5		*	Quasi-complete separation of data points detected.				*	ERROR: Error in computing the link function, its derivatives, or the variance function.			0.00		Algorithm converged.	0.00	NE	1.0000		>999.99		Algorithm converged.	0.00	NE
Nervous system disorders	Nervous system disorder	4-5	112	22.6	0	0.0	125	25.1	0	0.0	NE			NE	NE	NE		NE	NE	NE	NE		NE	NE	NE	NE		NE		NE	NE	NE
Nervous system disorders	Neuralgia	1-2	187	37.8	2	1.1	187	37.6	1	0.5	2.01		Convergence criterion (GCONV=1E-8) satisfied.	0.18	22.37	0.005		Algorithm converged.	-0.013	0.023	2.00		Algorithm converged.	0.18	21.87	0.5700	NE	0.50		Algorithm converged.	0.05	5.47
Nervous system disorders	Neuralgia	3	196	39.6	0	0.0	186	37.3	1	0.5		*	Quasi-complete separation of data points detected.				*	ERROR: Error in computing the link function, its derivatives, or the variance function.			0.00		Algorithm converged.	0.00	NE	1.0000		>999.99		Algorithm converged.	0.00	NE
Nervous system disorders	Neuralgia	4-5	112	22.6	0	0.0	125	25.1	0	0.0	NE			NE	NE	NE		NE	NE	NE	NE		NE	NE	NE	NE		NE		NE	NE	NE
Nervous system disorders	Neurological symptom	1-2	187	37.8	0	0.0	187	37.6	0	0.0	NE			NE	NE	NE		NE	NE	NE	NE		NE	NE	NE	NE	NE	NE		NE	NE	NE
Nervous system disorders	Neurological symptom	3	196	39.6	0	0.0	186	37.3	1	0.5		*	Quasi-complete separation of data points detected.				*	ERROR: Error in computing the link function, its derivatives, or the variance function.			0.00		Algorithm converged.	0.00	NE	1.0000		>999.99		Algorithm converged.	0.00	NE
Nervous system disorders	Neurological symptom	4-5	112	22.6	0	0.0	125	25.1	0	0.0	NE			NE	NE	NE		NE	NE	NE	NE		NE	NE	NE	NE		NE		NE	NE	NE
Nervous system disorders	Neuromyopathy	1-2	187	37.8	0	0.0	187	37.6	0	0.0	NE			NE	NE	NE		NE	NE	NE	NE		NE	NE	NE	NE	NE	NE		NE	NE	NE
Nervous system disorders	Neuromyopathy	3	196	39.6	1	0.5	186	37.3	0	0.0		*	Quasi-complete separation of data points detected.				*	ERROR: The mean parameter is either invalid or at a limit of its range for some observations.			NE		Algorithm converged.	NE	NE	NE		NE		Algorithm converged.	NE	NE
Nervous system disorders	Neuromyopathy	4-5	112	22.6	0	0.0	125	25.1	0	0.0	NE			NE	NE	NE		NE	NE	NE	NE		NE	NE	NE	NE		NE		NE	NE	NE
Nervous system disorders	Neuropathy peripheral	1-2	187	37.8	38	20.3	187	37.6	39	20.9	0.97		Convergence criterion (GCONV=1E-8) satisfied.	0.59	1.60	-0.005		Algorithm converged.	-0.087	0.077	0.97		Algorithm converged.	0.65	1.45	0.8982	0.6790	1.03		Algorithm converged.	0.69	1.53
Nervous system disorders	Neuropathy peripheral	3	196	39.6	44	22.4	186	37.3	35	18.8	1.25		Convergence criterion (GCONV=1E-8) satisfied.	0.76	2.05	0.036		Algorithm converged.	-0.045	0.117	1.19		Algorithm converged.	0.80	1.77	0.3824		0.84		Algorithm converged.	0.56	1.25
Nervous system disorders	Neuropathy peripheral	4-5	112	22.6	26	23.2	125	25.1	31	24.8	0.92		Convergence criterion (GCONV=1E-8) satisfied.	0.50	1.67	-0.016		Algorithm converged.	-0.125	0.093	0.94		Algorithm converged.	0.59	1.47	0.7757		1.07		Algorithm converged.	0.68	1.68
Nervous system disorders	Ophthalmic migraine	1-2	187	37.8	0	0.0	187	37.6	0	0.0	NE			NE	NE	NE		NE	NE	NE	NE		NE	NE	NE	NE	NE	NE		NE	NE	NE
Nervous system disorders	Ophthalmic migraine	3	196	39.6	0	0.0	186	37.3	1	0.5		*	Quasi-complete separation of data points detected.				*	ERROR: Error in computing the link function, its derivatives, or the variance function.			0.00		Algorithm converged.	0.00	NE	1.0000		>999.99		Algorithm converged.	0.00	NE
Nervous system disorders	Ophthalmic migraine	4-5	112	22.6	0	0.0	125	25.1	0	0.0	NE			NE	NE	NE		NE	NE	NE	NE		NE	NE	NE	NE		NE		NE	NE	NE
Nervous system disorders	Paraesthesia	1-2	187	37.8	15	8.0	187	37.6	9	4.8	1.72		Convergence criterion (GCONV=1E-8) satisfied.	0.74	4.05	0.032		Algorithm converged.	-0.017	0.082	1.67		Algorithm converged.	0.75	3.71	0.2114	0.8587	0.60		Algorithm converged.	0.27	1.34
Nervous system disorders	Paraesthesia	3	196	39.6	10	5.1	186	37.3	6	3.2	1.61		Convergence criterion (GCONV=1E-8) satisfied.	0.57	4.53	0.019		Algorithm converged.	-0.021	0.059	1.58		Algorithm converged.	0.59	4.27	0.3651		0.63		Algorithm converged.	0.23	1.71
Nervous system disorders	Paraesthesia	4-5	112	22.6	5	4.5	125	25.1	5	4.0	1.12		Convergence criterion (GCONV=1E-8) satisfied.	0.32	3.98	0.005		Algorithm converged.	-0.047	0.056	1.12		Algorithm converged.	0.33	3.75	0.8592		0.90		Algorithm converged.	0.27	3.01
Nervous system disorders	Paralysis recurrent laryngeal nerve	1-2	187	37.8	0	0.0	187	37.6	0	0.0	NE			NE	NE	NE		NE	NE	NE	NE		NE	NE	NE	NE	NE	NE		NE	NE	NE
Nervous system disorders	Paralysis recurrent laryngeal nerve	3	196	39.6	0	0.0	186	37.3	0	0.0	NE			NE	NE	NE		NE	NE	NE	NE		NE	NE	NE	NE		NE		NE	NE	NE
Nervous system disorders	Paralysis recurrent laryngeal nerve	4-5	112	22.6	1	0.9	125	25.1	0	0.0		*	Quasi-complete separation of data points detected.				*	WARNING: The relative Hessian convergence criterion of 18.712481934 is greater than the limit of 0.0001. The convergence is questionable.			NE		Algorithm converged.	NE	NE	NE		NE		Algorithm converged.	NE	NE
Nervous system disorders	Parosmia	1-2	187	37.8	0	0.0	187	37.6	1	0.5		*	Quasi-complete separation of data points detected.				*	ERROR: Error in computing the link function, its derivatives, or the variance function.			0.00		Algorithm converged.	0.00	NE	0.9999	0.2316	>999.99		Algorithm converged.	0.00	NE
Nervous system disorders	Parosmia	3	196	39.6	1	0.5	186	37.3	0	0.0		*	Quasi-complete separation of data points detected.				*	ERROR: The mean parameter is either invalid or at a limit of its range for some observations.			NE		Algorithm converged.	NE	NE	NE		NE		Algorithm converged.	NE	NE
Nervous system disorders	Parosmia	4-5	112	22.6	2	1.8	125	25.1	1	0.8	2.25		Convergence criterion (GCONV=1E-8) satisfied.	0.20	25.21	0.010		Algorithm converged.	-0.019	0.039	2.23		Algorithm converged.	0.21	24.28	0.5097		0.45		Algorithm converged.	0.04	4.87
Nervous system disorders	Peripheral motor neuropathy	1-2	187	37.8	2	1.1	187	37.6	5	2.7	0.39		Convergence criterion (GCONV=1E-8) satisfied.	0.08	2.05	-0.016		Algorithm converged.	-0.043	0.011	0.40		Algorithm converged.	0.08	2.04	0.2697	0.3666	2.50		Algorithm converged.	0.49	12.72
Nervous system disorders	Peripheral motor neuropathy	3	196	39.6	0	0.0	186	37.3	3	1.6		*	Quasi-complete separation of data points detected.				*	ERROR: Error in computing the link function, its derivatives, or the variance function.			0.00		Algorithm converged.	0.00	NE	0.9999		>999.99		Algorithm converged.	0.00	NE
Nervous system disorders	Peripheral motor neuropathy	4-5	112	22.6	1	0.9	125	25.1	2	1.6	0.55		Convergence criterion (GCONV=1E-8) satisfied.	0.05	6.19	-0.007		Algorithm converged.	-0.035	0.021	0.56		Algorithm converged.	0.05	6.07	0.6319		1.79		Algorithm converged.	0.16	19.50
Nervous system disorders	Peripheral sensorimotor neuropathy	1-2	187	37.8	1	0.5	187	37.6	0	0.0		*	Quasi-complete separation of data points detected.				*	ERROR: The mean parameter is either invalid or at a limit of its range for some observations.			NE		Algorithm converged.	NE	NE	NE	0.1372	NE		Algorithm converged.	NE	NE
Nervous system disorders	Peripheral sensorimotor neuropathy	3	196	39.6	0	0.0	186	37.3	1	0.5		*	Quasi-complete separation of data points detected.				*	ERROR: Error in computing the link function, its derivatives, or the variance function.			0.00		Algorithm converged.	0.00	NE	1.0000		>999.99		Algorithm converged.	0.00	NE
Nervous system disorders	Peripheral sensorimotor neuropathy	4-5	112	22.6	1	0.9	125	25.1	0	0.0		*	Quasi-complete separation of data points detected.				*	WARNING: The relative Hessian convergence criterion of 18.712481734 is greater than the limit of 0.0001. The convergence is questionable.			NE		Algorithm converged.	NE	NE	NE		NE		Algorithm converged.	NE	NE
Nervous system disorders	Peripheral sensory neuropathy	1-2	187	37.8	40	21.4	187	37.6	43	23.0	0.91		Convergence criterion (GCONV=1E-8) satisfied.	0.56	1.48	-0.016		Algorithm converged.	-0.100	0.068	0.93		Algorithm converged.	0.64	1.36	0.7090	0.2640	1.07		Algorithm converged.	0.74	1.57
Nervous system disorders	Peripheral sensory neuropathy	3	196	39.6	34	17.3	186	37.3	44	23.7	0.68		Convergence criterion (GCONV=1E-8) satisfied.	0.41	1.12	-0.063		Algorithm converged.	-0.144	0.018	0.73		Algorithm converged.	0.49	1.09	0.1286		1.36		Algorithm converged.	0.91	2.03
Nervous system disorders	Peripheral sensory neuropathy	4-5	112	22.6	22	19.6	125	25.1	19	15.2	1.36		Convergence criterion (GCONV=1E-8) satisfied.	0.69	2.68	0.044		Algorithm converged.	-0.052	0.141	1.29		Algorithm converged.	0.74	2.26	0.3681		0.77		Algorithm converged.	0.44	1.35
Nervous system disorders	Peroneal nerve palsy	1-2	187	37.8	1	0.5	187	37.6	0	0.0		*	Quasi-complete separation of data points detected.				*	ERROR: The mean parameter is either invalid or at a limit of its range for some observations.			NE		Algorithm converged.	NE	NE	NE	NE	NE		Algorithm converged.	NE	NE
Nervous system disorders	Peroneal nerve palsy	3	196	39.6	0	0.0	186	37.3	0	0.0	NE			NE	NE	NE		NE	NE	NE	NE		NE	NE	NE	NE		NE		NE	NE	NE
Nervous system disorders	Peroneal nerve palsy	4-5	112	22.6	0	0.0	125	25.1	0	0.0	NE			NE	NE	NE		NE	NE	NE	NE		NE	NE	NE	NE		NE		NE	NE	NE
Nervous system disorders	Piriformis syndrome	1-2	187	37.8	0	0.0	187	37.6	0	0.0	NE			NE	NE	NE		NE	NE	NE	NE		NE	NE	NE	NE	NE	NE		NE	NE	NE
Nervous system disorders	Piriformis syndrome	3	196	39.6	0	0.0	186	37.3	1	0.5		*	Quasi-complete separation of data points detected.				*	ERROR: Error in computing the link function, its derivatives, or the variance function.			0.00		Algorithm converged.	0.00	NE	1.0000		>999.99		Algorithm converged.	0.00	NE
Nervous system disorders	Piriformis syndrome	4-5	112	22.6	0	0.0	125	25.1	0	0.0	NE			NE	NE	NE		NE	NE	NE	NE		NE	NE	NE	NE		NE		NE	NE	NE
Nervous system disorders	Polyneuropathy	1-2	187	37.8	2	1.1	187	37.6	4	2.1	0.49		Convergence criterion (GCONV=1E-8) satisfied.	0.09	2.73	-0.011		Algorithm converged.	-0.036	0.015	0.50		Algorithm converged.	0.09	2.70	0.4202	0.6424	2.00		Algorithm converged.	0.37	10.79
Nervous system disorders	Polyneuropathy	3	196	39.6	3	1.5	186	37.3	3	1.6	0.95		Convergence criterion (GCONV=1E-8) satisfied.	0.19	4.76	-0.001		Algorithm converged.	-0.026	0.024	0.95		Algorithm converged.	0.19	4.64	0.9485		1.05		Algorithm converged.	0.22	5.16
Nervous system disorders	Polyneuropathy	4-5	112	22.6	1	0.9	125	25.1	4	3.2	0.27		Convergence criterion (GCONV=1E-8) satisfied.	0.03	2.48	-0.023		Algorithm converged.	-0.059	0.012	0.28		Algorithm converged.	0.03	2.46	0.2503		3.58		Algorithm converged.	0.41	31.59
Nervous system disorders	Post herpetic neuralgia	1-2	187	37.8	1	0.5	187	37.6	1	0.5	1.00		Convergence criterion (GCONV=1E-8) satisfied.	0.06	16.11	0.000		Algorithm converged.	-0.015	0.015	1.00		Algorithm converged.	0.06	15.87	1.0000	0.2698	1.00		Algorithm converged.	0.06	15.87
Nervous system disorders	Post herpetic neuralgia	3	196	39.6	1	0.5	186	37.3	0	0.0		*	Quasi-complete separation of data points detected.				*	ERROR: The mean parameter is either invalid or at a limit of its range for some observations.			NE		Algorithm converged.	NE	NE	NE		NE		Algorithm converged.	NE	NE
Nervous system disorders	Post herpetic neuralgia	4-5	112	22.6	0	0.0	125	25.1	1	0.8		*	Quasi-complete separation of data points detected.				*	WARNING: The relative Hessian convergence criterion of 16.316112867 is greater than the limit of 0.0001. The convergence is questionable.			0.00		Algorithm converged.	0.00	NE	0.9999		>999.99		Algorithm converged.	0.00	NE
Nervous system disorders	Presyncope	1-2	187	37.8	1	0.5	187	37.6	1	0.5	1.00		Convergence criterion (GCONV=1E-8) satisfied.	0.06	16.11	0.000		Algorithm converged.	-0.015	0.015	1.00		Algorithm converged.	0.06	15.87	1.0000	0.0723	1.00		Algorithm converged.	0.06	15.87
Nervous system disorders	Presyncope	3	196	39.6	2	1.0	186	37.3	0	0.0		*	Quasi-complete separation of data points detected.				*	ERROR: The mean parameter is either invalid or at a limit of its range for some observations.			NE		Algorithm converged.	NE	NE	NE		NE		Algorithm converged.	NE	NE
Nervous system disorders	Presyncope	4-5	112	22.6	0	0.0	125	25.1	2	1.6		*	Quasi-complete separation of data points detected.				*	WARNING: The relative Hessian convergence criterion of 10.206215758 is greater than the limit of 0.0001. The convergence is questionable.			0.00		Algorithm converged.	0.00	NE	0.9999		>999.99		Algorithm converged.	0.00	NE
Nervous system disorders	Restless legs syndrome	1-2	187	37.8	0	0.0	187	37.6	0	0.0	NE			NE	NE	NE		NE	NE	NE	NE		NE	NE	NE	NE	0.9967	NE		NE	NE	NE
Nervous system disorders	Restless legs syndrome	3	196	39.6	1	0.5	186	37.3	1	0.5	0.95		Convergence criterion (GCONV=1E-8) satisfied.	0.06	15.28	0.000		Algorithm converged.	-0.015	0.014	0.95		Algorithm converged.	0.06	15.06	0.9704		1.05		Algorithm converged.	0.07	16.72
Nervous system disorders	Restless legs syndrome	4-5	112	22.6	1	0.9	125	25.1	1	0.8	1.12		Convergence criterion (GCONV=1E-8) satisfied.	0.07	18.07	0.001		Algorithm converged.	-0.022	0.024	1.12		Algorithm converged.	0.07	17.63	0.9378		0.90		Algorithm converged.	0.06	14.16
Nervous system disorders	Sciatica	1-2	187	37.8	2	1.1	187	37.6	1	0.5	2.01		Convergence criterion (GCONV=1E-8) satisfied.	0.18	22.37	0.005		Algorithm converged.	-0.013	0.023	2.00		Algorithm converged.	0.18	21.87	0.5700	0.1638	0.50		Algorithm converged.	0.05	5.47
Nervous system disorders	Sciatica	3	196	39.6	2	1.0	186	37.3	0	0.0		*	Quasi-complete separation of data points detected.				*	ERROR: Error in computing the link function, its derivatives, or the variance function.			NE		Algorithm converged.	NE	NE	NE		NE		Algorithm converged.	NE	NE
Nervous system disorders	Sciatica	4-5	112	22.6	0	0.0	125	25.1	1	0.8		*	Quasi-complete separation of data points detected.				*	WARNING: The relative Hessian convergence criterion of 16.316112867 is greater than the limit of 0.0001. The convergence is questionable.			0.00		Algorithm converged.	0.00	NE	0.9999		>999.99		Algorithm converged.	0.00	NE
Nervous system disorders	Seizure	1-2	187	37.8	0	0.0	187	37.6	0	0.0	NE			NE	NE	NE		NE	NE	NE	NE		NE	NE	NE	NE	NE	NE		NE	NE	NE
Nervous system disorders	Seizure	3	196	39.6	0	0.0	186	37.3	0	0.0	NE			NE	NE	NE		NE	NE	NE	NE		NE	NE	NE	NE		NE		NE	NE	NE
Nervous system disorders	Seizure	4-5	112	22.6	0	0.0	125	25.1	2	1.6		*	Quasi-complete separation of data points detected.				*	WARNING: The relative Hessian convergence criterion of 10.206215767 is greater than the limit of 0.0001. The convergence is questionable.			0.00		Algorithm converged.	0.00	NE	0.9999		>999.99		Algorithm converged.	0.00	NE
Nervous system disorders	Sensory disturbance	1-2	187	37.8	0	0.0	187	37.6	0	0.0	NE			NE	NE	NE		NE	NE	NE	NE		NE	NE	NE	NE	NE	NE		NE	NE	NE
Nervous system disorders	Sensory disturbance	3	196	39.6	0	0.0	186	37.3	0	0.0	NE			NE	NE	NE		NE	NE	NE	NE		NE	NE	NE	NE		NE		NE	NE	NE
Nervous system disorders	Sensory disturbance	4-5	112	22.6	1	0.9	125	25.1	0	0.0		*	Quasi-complete separation of data points detected.				*	WARNING: The relative Hessian convergence criterion of 18.712481801 is greater than the limit of 0.0001. The convergence is questionable.			NE		Algorithm converged.	NE	NE	NE		NE		Algorithm converged.	NE	NE
Nervous system disorders	Speech disorder	1-2	187	37.8	0	0.0	187	37.6	1	0.5		*	Quasi-complete separation of data points detected.				*	ERROR: Error in computing the link function, its derivatives, or the variance function.			0.00		Algorithm converged.	0.00	NE	0.9999	NE	>999.99		Algorithm converged.	0.00	NE
Nervous system disorders	Speech disorder	3	196	39.6	0	0.0	186	37.3	0	0.0	NE			NE	NE	NE		NE	NE	NE	NE		NE	NE	NE	NE		NE		NE	NE	NE
Nervous system disorders	Speech disorder	4-5	112	22.6	0	0.0	125	25.1	0	0.0	NE			NE	NE	NE		NE	NE	NE	NE		NE	NE	NE	NE		NE		NE	NE	NE
Nervous system disorders	Spinal cord compression	1-2	187	37.8	1	0.5	187	37.6	0	0.0		*	Quasi-complete separation of data points detected.				*	ERROR: The mean parameter is either invalid or at a limit of its range for some observations.			NE		Algorithm converged.	NE	NE	NE	NE	NE		Algorithm converged.	NE	NE
Nervous system disorders	Spinal cord compression	3	196	39.6	0	0.0	186	37.3	0	0.0	NE			NE	NE	NE		NE	NE	NE	NE		NE	NE	NE	NE		NE		NE	NE	NE
Nervous system disorders	Spinal cord compression	4-5	112	22.6	0	0.0	125	25.1	0	0.0	NE			NE	NE	NE		NE	NE	NE	NE		NE	NE	NE	NE		NE		NE	NE	NE
Nervous system disorders	Subdural hygroma	1-2	187	37.8	1	0.5	187	37.6	0	0.0		*	Quasi-complete separation of data points detected.				*	WARNING: Negative of Hessian not positive definite.			NE		Algorithm converged.	NE	NE	NE	NE	NE		Algorithm converged.	NE	NE
Nervous system disorders	Subdural hygroma	3	196	39.6	0	0.0	186	37.3	0	0.0	NE			NE	NE	NE		NE	NE	NE	NE		NE	NE	NE	NE		NE		NE	NE	NE
Nervous system disorders	Subdural hygroma	4-5	112	22.6	0	0.0	125	25.1	0	0.0	NE			NE	NE	NE		NE	NE	NE	NE		NE	NE	NE	NE		NE		NE	NE	NE
Nervous system disorders	Syncope	1-2	187	37.8	5	2.7	187	37.6	5	2.7	1.00		Convergence criterion (GCONV=1E-8) satisfied.	0.28	3.51	0.000		Algorithm converged.	-0.033	0.033	1.00		Algorithm converged.	0.29	3.40	1.0000	0.7444	1.00		Algorithm converged.	0.29	3.40
Nervous system disorders	Syncope	3	196	39.6	2	1.0	186	37.3	1	0.5	1.91		Convergence criterion (GCONV=1E-8) satisfied.	0.17	21.21	0.005		Algorithm converged.	-0.013	0.022	1.90		Algorithm converged.	0.17	20.76	0.5996		0.53		Algorithm converged.	0.05	5.76
Nervous system disorders	Syncope	4-5	112	22.6	3	2.7	125	25.1	5	4.0	0.66		Convergence criterion (GCONV=1E-8) satisfied.	0.15	2.83	-0.013		Algorithm converged.	-0.059	0.032	0.67		Algorithm converged.	0.16	2.74	0.5768		1.49		Algorithm converged.	0.37	6.11
Nervous system disorders	Taste disorder	1-2	187	37.8	5	2.7	187	37.6	4	2.1	1.26		Convergence criterion (GCONV=1E-8) satisfied.	0.33	4.76	0.005		Algorithm converged.	-0.026	0.036	1.25		Algorithm converged.	0.34	4.58	0.7364	0.9942	0.80		Algorithm converged.	0.22	2.93
Nervous system disorders	Taste disorder	3	196	39.6	4	2.0	186	37.3	3	1.6	1.27		Convergence criterion (GCONV=1E-8) satisfied.	0.28	5.76	0.004		Algorithm converged.	-0.023	0.031	1.27		Algorithm converged.	0.29	5.58	0.7559		0.79		Algorithm converged.	0.18	3.48
Nervous system disorders	Taste disorder	4-5	112	22.6	2	1.8	125	25.1	2	1.6	1.12		Convergence criterion (GCONV=1E-8) satisfied.	0.15	8.07	0.002		Algorithm converged.	-0.031	0.035	1.12		Algorithm converged.	0.16	7.79	0.9118		0.90		Algorithm converged.	0.13	6.26
Nervous system disorders	Transient ischaemic attack	1-2	187	37.8	0	0.0	187	37.6	1	0.5		*	Quasi-complete separation of data points detected.				*	ERROR: Error in computing the link function, its derivatives, or the variance function.			0.00		Algorithm converged.	0.00	NE	0.9999	NE	>999.99		Algorithm converged.	0.00	NE
Nervous system disorders	Transient ischaemic attack	3	196	39.6	0	0.0	186	37.3	0	0.0	NE			NE	NE	NE		NE	NE	NE	NE		NE	NE	NE	NE		NE		NE	NE	NE
Nervous system disorders	Transient ischaemic attack	4-5	112	22.6	0	0.0	125	25.1	0	0.0	NE			NE	NE	NE		NE	NE	NE	NE		NE	NE	NE	NE		NE		NE	NE	NE
Nervous system disorders	Tremor	1-2	187	37.8	1	0.5	187	37.6	2	1.1	0.50		Convergence criterion (GCONV=1E-8) satisfied.	0.04	5.53	-0.005		Algorithm converged.	-0.023	0.013	0.50		Algorithm converged.	0.05	5.47	0.5700	0.0972	2.00		Algorithm converged.	0.18	21.87
Nervous system disorders	Tremor	3	196	39.6	5	2.6	186	37.3	5	2.7	0.95		Convergence criterion (GCONV=1E-8) satisfied.	0.27	3.33	-0.001		Algorithm converged.	-0.033	0.031	0.95		Algorithm converged.	0.28	3.22	0.9331		1.05		Algorithm converged.	0.31	3.58
Nervous system disorders	Tremor	4-5	112	22.6	3	2.7	125	25.1	0	0.0		*	Quasi-complete separation of data points detected.				*	WARNING: Negative of Hessian not positive definite.			NE		Algorithm converged.	NE	NE	NE		NE		Algorithm converged.	NE	NE
Nervous system disorders	VIth nerve disorder	1-2	187	37.8	0	0.0	187	37.6	0	0.0	NE			NE	NE	NE		NE	NE	NE	NE		NE	NE	NE	NE	NE	NE		NE	NE	NE
Nervous system disorders	VIth nerve disorder	3	196	39.6	0	0.0	186	37.3	2	1.1		*	Quasi-complete separation of data points detected.				*	ERROR: Error in computing the link function, its derivatives, or the variance function.			0.00		Algorithm converged.	0.00	NE	0.9999		>999.99		Algorithm converged.	0.00	NE
Nervous system disorders	VIth nerve disorder	4-5	112	22.6	0	0.0	125	25.1	0	0.0	NE			NE	NE	NE		NE	NE	NE	NE		NE	NE	NE	NE		NE		NE	NE	NE
Psychiatric disorders		1-2	187	37.8	37	19.8	187	37.6	26	13.9	1.53		Convergence criterion (GCONV=1E-8) satisfied.	0.88	2.64	0.059		Algorithm converged.	-0.017	0.134	1.42		Algorithm converged.	0.90	2.25	0.1317	0.4591	0.70		Algorithm converged.	0.44	1.11
Psychiatric disorders		3	196	39.6	33	16.8	186	37.3	32	17.2	0.97		Convergence criterion (GCONV=1E-8) satisfied.	0.57	1.66	-0.004		Algorithm converged.	-0.079	0.072	0.98		Algorithm converged.	0.63	1.52	0.9239		1.02		Algorithm converged.	0.66	1.59
Psychiatric disorders		4-5	112	22.6	16	14.3	125	25.1	18	14.4	0.99		Convergence criterion (GCONV=1E-8) satisfied.	0.48	2.05	-0.001		Algorithm converged.	-0.091	0.088	0.99		Algorithm converged.	0.53	1.85	0.9800		1.01		Algorithm converged.	0.54	1.88
Psychiatric disorders	Adjustment disorder	1-2	187	37.8	1	0.5	187	37.6	0	0.0		*	Quasi-complete separation of data points detected.				*	ERROR: The mean parameter is either invalid or at a limit of its range for some observations.			NE		Algorithm converged.	NE	NE	NE	NE	NE		Algorithm converged.	NE	NE
Psychiatric disorders	Adjustment disorder	3	196	39.6	0	0.0	186	37.3	1	0.5		*	Quasi-complete separation of data points detected.				*	ERROR: Error in computing the link function, its derivatives, or the variance function.			0.00		Algorithm converged.	0.00	NE	1.0000		>999.99		Algorithm converged.	0.00	NE
Psychiatric disorders	Adjustment disorder	4-5	112	22.6	0	0.0	125	25.1	0	0.0	NE			NE	NE	NE		NE	NE	NE	NE		NE	NE	NE	NE		NE		NE	NE	NE
Psychiatric disorders	Adjustment disorder with anxiety	1-2	187	37.8	0	0.0	187	37.6	0	0.0	NE			NE	NE	NE		NE	NE	NE	NE		NE	NE	NE	NE	NE	NE		NE	NE	NE
Psychiatric disorders	Adjustment disorder with anxiety	3	196	39.6	1	0.5	186	37.3	0	0.0		*	Quasi-complete separation of data points detected.				*	ERROR: The mean parameter is either invalid or at a limit of its range for some observations.			NE		Algorithm converged.	NE	NE	NE		NE		Algorithm converged.	NE	NE
Psychiatric disorders	Adjustment disorder with anxiety	4-5	112	22.6	0	0.0	125	25.1	0	0.0	NE			NE	NE	NE		NE	NE	NE	NE		NE	NE	NE	NE		NE		NE	NE	NE
Psychiatric disorders	Affect lability	1-2	187	37.8	0	0.0	187	37.6	0	0.0	NE			NE	NE	NE		NE	NE	NE	NE		NE	NE	NE	NE	NE	NE		NE	NE	NE
Psychiatric disorders	Affect lability	3	196	39.6	0	0.0	186	37.3	1	0.5		*	Quasi-complete separation of data points detected.				*	ERROR: Error in computing the link function, its derivatives, or the variance function.			0.00		Algorithm converged.	0.00	NE	1.0000		>999.99		Algorithm converged.	0.00	NE
Psychiatric disorders	Affect lability	4-5	112	22.6	0	0.0	125	25.1	0	0.0	NE			NE	NE	NE		NE	NE	NE	NE		NE	NE	NE	NE		NE		NE	NE	NE
Psychiatric disorders	Agitation	1-2	187	37.8	3	1.6	187	37.6	1	0.5	3.03		Convergence criterion (GCONV=1E-8) satisfied.	0.31	29.41	0.011		Algorithm converged.	-0.010	0.032	3.00		Algorithm converged.	0.31	28.58	0.3394	0.7699	0.33		Algorithm converged.	0.03	3.18
Psychiatric disorders	Agitation	3	196	39.6	1	0.5	186	37.3	1	0.5	0.95		Convergence criterion (GCONV=1E-8) satisfied.	0.06	15.28	0.000		Algorithm converged.	-0.015	0.014	0.95		Algorithm converged.	0.06	15.06	0.9704		1.05		Algorithm converged.	0.07	16.72
Psychiatric disorders	Agitation	4-5	112	22.6	1	0.9	125	25.1	1	0.8	1.12		Convergence criterion (GCONV=1E-8) satisfied.	0.07	18.07	0.001		Algorithm converged.	-0.022	0.024	1.12		Algorithm converged.	0.07	17.63	0.9378		0.90		Algorithm converged.	0.06	14.16
Psychiatric disorders	Agoraphobia	1-2	187	37.8	0	0.0	187	37.6	0	0.0	NE			NE	NE	NE		NE	NE	NE	NE		NE	NE	NE	NE	NE	NE		NE	NE	NE
Psychiatric disorders	Agoraphobia	3	196	39.6	0	0.0	186	37.3	0	0.0	NE			NE	NE	NE		NE	NE	NE	NE		NE	NE	NE	NE		NE		NE	NE	NE
Psychiatric disorders	Agoraphobia	4-5	112	22.6	1	0.9	125	25.1	0	0.0		*	Quasi-complete separation of data points detected.				*	ERROR: Error in computing the link function, its derivatives, or the variance function.			NE		Algorithm converged.	NE	NE	NE		NE		Algorithm converged.	NE	NE
Psychiatric disorders	Anxiety	1-2	187	37.8	9	4.8	187	37.6	4	2.1	2.31		Convergence criterion (GCONV=1E-8) satisfied.	0.70	7.65	0.027		Algorithm converged.	-0.010	0.064	2.25		Algorithm converged.	0.71	7.18	0.1707	0.1907	0.44		Algorithm converged.	0.14	1.42
Psychiatric disorders	Anxiety	3	196	39.6	4	2.0	186	37.3	6	3.2	0.63		Convergence criterion (GCONV=1E-8) satisfied.	0.17	2.25	-0.012		Algorithm converged.	-0.044	0.020	0.63		Algorithm converged.	0.18	2.21	0.4725		1.58		Algorithm converged.	0.45	5.51
Psychiatric disorders	Anxiety	4-5	112	22.6	3	2.7	125	25.1	6	4.8	0.55		Convergence criterion (GCONV=1E-8) satisfied.	0.13	2.24	-0.021		Algorithm converged.	-0.069	0.027	0.56		Algorithm converged.	0.14	2.18	0.4013		1.79		Algorithm converged.	0.46	7.00
Psychiatric disorders	Confusional state	1-2	187	37.8	0	0.0	187	37.6	0	0.0	NE			NE	NE	NE		NE	NE	NE	NE		NE	NE	NE	NE	NE	NE		NE	NE	NE
Psychiatric disorders	Confusional state	3	196	39.6	0	0.0	186	37.3	2	1.1		*	Quasi-complete separation of data points detected.				*	ERROR: Error in computing the link function, its derivatives, or the variance function.			0.00		Algorithm converged.	0.00	NE	0.9999		>999.99		Algorithm converged.	0.00	NE
Psychiatric disorders	Confusional state	4-5	112	22.6	5	4.5	125	25.1	1	0.8	5.79		Convergence criterion (GCONV=1E-8) satisfied.	0.67	50.37	0.037		Algorithm converged.	-0.005	0.078	5.58		Algorithm converged.	0.66	47.04	0.1140		0.18		Algorithm converged.	0.02	1.51
Psychiatric disorders	Delirium	1-2	187	37.8	0	0.0	187	37.6	0	0.0	NE			NE	NE	NE		NE	NE	NE	NE		NE	NE	NE	NE	NE	NE		NE	NE	NE
Psychiatric disorders	Delirium	3	196	39.6	0	0.0	186	37.3	1	0.5		*	Quasi-complete separation of data points detected.				*	ERROR: Error in computing the link function, its derivatives, or the variance function.			0.00		Algorithm converged.	0.00	NE	1.0000		>999.99		Algorithm converged.	0.00	NE
Psychiatric disorders	Delirium	4-5	112	22.6	1	0.9	125	25.1	0	0.0		*	Quasi-complete separation of data points detected.				*	WARNING: The relative Hessian convergence criterion of 18.712481934 is greater than the limit of 0.0001. The convergence is questionable.			NE		Algorithm converged.	NE	NE	NE		NE		Algorithm converged.	NE	NE
Psychiatric disorders	Depression	1-2	187	37.8	5	2.7	187	37.6	4	2.1	1.26		Convergence criterion (GCONV=1E-8) satisfied.	0.33	4.76	0.005		Algorithm converged.	-0.026	0.036	1.25		Algorithm converged.	0.34	4.58	0.7364	0.8806	0.80		Algorithm converged.	0.22	2.93
Psychiatric disorders	Depression	3	196	39.6	1	0.5	186	37.3	1	0.5	0.95		Convergence criterion (GCONV=1E-8) satisfied.	0.06	15.28	0.000		Algorithm converged.	-0.015	0.014	0.95		Algorithm converged.	0.06	15.06	0.9704		1.05		Algorithm converged.	0.07	16.72
Psychiatric disorders	Depression	4-5	112	22.6	2	1.8	125	25.1	1	0.8	2.25		Convergence criterion (GCONV=1E-8) satisfied.	0.20	25.21	0.010		Algorithm converged.	-0.019	0.039	2.23		Algorithm converged.	0.21	24.28	0.5097		0.45		Algorithm converged.	0.04	4.87
Psychiatric disorders	Disorientation	1-2	187	37.8	0	0.0	187	37.6	0	0.0	NE			NE	NE	NE		NE	NE	NE	NE		NE	NE	NE	NE	NE	NE		NE	NE	NE
Psychiatric disorders	Disorientation	3	196	39.6	1	0.5	186	37.3	0	0.0		*	Quasi-complete separation of data points detected.				*	ERROR: The mean parameter is either invalid or at a limit of its range for some observations.			NE		Algorithm converged.	NE	NE	NE		NE		Algorithm converged.	NE	NE
Psychiatric disorders	Disorientation	4-5	112	22.6	1	0.9	125	25.1	0	0.0		*	Quasi-complete separation of data points detected.				*	ERROR: Error in computing the link function, its derivatives, or the variance function.			NE		Algorithm converged.	NE	NE	NE		NE		Algorithm converged.	NE	NE
Psychiatric disorders	Emotional distress	1-2	187	37.8	0	0.0	187	37.6	0	0.0	NE			NE	NE	NE		NE	NE	NE	NE		NE	NE	NE	NE	NE	NE		NE	NE	NE
Psychiatric disorders	Emotional distress	3	196	39.6	0	0.0	186	37.3	1	0.5		*	Quasi-complete separation of data points detected.				*	ERROR: Error in computing the link function, its derivatives, or the variance function.			0.00		Algorithm converged.	0.00	NE	1.0000		>999.99		Algorithm converged.	0.00	NE
Psychiatric disorders	Emotional distress	4-5	112	22.6	0	0.0	125	25.1	0	0.0	NE			NE	NE	NE		NE	NE	NE	NE		NE	NE	NE	NE		NE		NE	NE	NE
Psychiatric disorders	Insomnia	1-2	187	37.8	21	11.2	187	37.6	17	9.1	1.27		Convergence criterion (GCONV=1E-8) satisfied.	0.64	2.48	0.021		Algorithm converged.	-0.040	0.083	1.24		Algorithm converged.	0.67	2.27	0.4947	0.5296	0.81		Algorithm converged.	0.44	1.48
Psychiatric disorders	Insomnia	3	196	39.6	22	11.2	186	37.3	21	11.3	0.99		Convergence criterion (GCONV=1E-8) satisfied.	0.53	1.87	-0.001		Algorithm converged.	-0.064	0.063	0.99		Algorithm converged.	0.57	1.75	0.9838		1.01		Algorithm converged.	0.57	1.77
Psychiatric disorders	Insomnia	4-5	112	22.6	5	4.5	125	25.1	9	7.2	0.60		Convergence criterion (GCONV=1E-8) satisfied.	0.20	1.85	-0.027		Algorithm converged.	-0.087	0.032	0.62		Algorithm converged.	0.21	1.80	0.3782		1.61		Algorithm converged.	0.56	4.67
Psychiatric disorders	Irritability	1-2	187	37.8	2	1.1	187	37.6	0	0.0		*	Quasi-complete separation of data points detected.				*	WARNING: Negative of Hessian not positive definite.			NE		Algorithm converged.	NE	NE	NE	0.1449	NE		Algorithm converged.	NE	NE
Psychiatric disorders	Irritability	3	196	39.6	1	0.5	186	37.3	1	0.5	0.95		Convergence criterion (GCONV=1E-8) satisfied.	0.06	15.28	0.000		Algorithm converged.	-0.015	0.014	0.95		Algorithm converged.	0.06	15.06	0.9704		1.05		Algorithm converged.	0.07	16.72
Psychiatric disorders	Irritability	4-5	112	22.6	0	0.0	125	25.1	1	0.8		*	Quasi-complete separation of data points detected.				*	WARNING: The relative Hessian convergence criterion of 16.316112867 is greater than the limit of 0.0001. The convergence is questionable.			0.00		Algorithm converged.	0.00	NE	0.9999		>999.99		Algorithm converged.	0.00	NE
Psychiatric disorders	Libido decreased	1-2	187	37.8	1	0.5	187	37.6	0	0.0		*	Quasi-complete separation of data points detected.				*	ERROR: The mean parameter is either invalid or at a limit of its range for some observations.			NE		Algorithm converged.	NE	NE	NE	NE	NE		Algorithm converged.	NE	NE
Psychiatric disorders	Libido decreased	3	196	39.6	0	0.0	186	37.3	0	0.0	NE			NE	NE	NE		NE	NE	NE	NE		NE	NE	NE	NE		NE		NE	NE	NE
Psychiatric disorders	Libido decreased	4-5	112	22.6	0	0.0	125	25.1	0	0.0	NE			NE	NE	NE		NE	NE	NE	NE		NE	NE	NE	NE		NE		NE	NE	NE
Psychiatric disorders	Mental disorder	1-2	187	37.8	0	0.0	187	37.6	0	0.0	NE			NE	NE	NE		NE	NE	NE	NE		NE	NE	NE	NE	NE	NE		NE	NE	NE
Psychiatric disorders	Mental disorder	3	196	39.6	1	0.5	186	37.3	0	0.0		*	Quasi-complete separation of data points detected.				*	ERROR: The mean parameter is either invalid or at a limit of its range for some observations.			NE		Algorithm converged.	NE	NE	NE		NE		Algorithm converged.	NE	NE
Psychiatric disorders	Mental disorder	4-5	112	22.6	0	0.0	125	25.1	0	0.0	NE			NE	NE	NE		NE	NE	NE	NE		NE	NE	NE	NE		NE		NE	NE	NE
Psychiatric disorders	Mental status changes	1-2	187	37.8	1	0.5	187	37.6	0	0.0		*	Quasi-complete separation of data points detected.				*	ERROR: The mean parameter is either invalid or at a limit of its range for some observations.			NE		Algorithm converged.	NE	NE	NE	NE	NE		Algorithm converged.	NE	NE
Psychiatric disorders	Mental status changes	3	196	39.6	0	0.0	186	37.3	0	0.0	NE			NE	NE	NE		NE	NE	NE	NE		NE	NE	NE	NE		NE		NE	NE	NE
Psychiatric disorders	Mental status changes	4-5	112	22.6	1	0.9	125	25.1	0	0.0		*	Quasi-complete separation of data points detected.				*	WARNING: The relative Hessian convergence criterion of 18.712481934 is greater than the limit of 0.0001. The convergence is questionable.			NE		Algorithm converged.	NE	NE	NE		NE		Algorithm converged.	NE	NE

Psychiatric disorders	Mixed anxiety and depressive disorder	1-2	187	37.8	0	0.0	187	37.6	0	0.0	NE			NE	NE	NE		NE	NE	NE	NE		NE	NE	NE	NE	NE	NE		NE	NE	NE
Psychiatric disorders	Mixed anxiety and depressive disorder	3	196	39.6	1	0.5	186	37.3	0	0.0		*	Quasi-complete separation of data points detected.				*	ERROR: The mean parameter is either invalid or at a limit of its range for some observations.			NE		Algorithm converged.	NE	NE	NE		NE		Algorithm converged.	NE	NE
Psychiatric disorders	Mixed anxiety and depressive disorder	4-5	112	22.6	0	0.0	125	25.1	1	0.8		*	Quasi-complete separation of data points detected.				*	WARNING: The relative Hessian convergence criterion of 16.316112867 is greater than the limit of 0.0001. The convergence is questionable.			0.00		Algorithm converged.	0.00	NE	0.9999		>999.99		Algorithm converged.	0.00	NE
Psychiatric disorders	Mood altered	1-2	187	37.8	1	0.5	187	37.6	0	0.0		*	Quasi-complete separation of data points detected.				*	ERROR: The mean parameter is either invalid or at a limit of its range for some observations.			NE		Algorithm converged.	NE	NE	NE	NE	NE		Algorithm converged.	NE	NE
Psychiatric disorders	Mood altered	3	196	39.6	1	0.5	186	37.3	0	0.0		*	Quasi-complete separation of data points detected.				*	ERROR: The mean parameter is either invalid or at a limit of its range for some observations.			NE		Algorithm converged.	NE	NE	NE		NE		Algorithm converged.	NE	NE
Psychiatric disorders	Mood altered	4-5	112	22.6	0	0.0	125	25.1	0	0.0	NE			NE	NE	NE		NE	NE	NE	NE		NE	NE	NE	NE		NE		NE	NE	NE
Psychiatric disorders	Mood swings	1-2	187	37.8	0	0.0	187	37.6	1	0.5		*	Quasi-complete separation of data points detected.				*	ERROR: Error in computing the link function, its derivatives, or the variance function.			0.00		Algorithm converged.	0.00	NE	0.9999	NE	>999.99		Algorithm converged.	0.00	NE
Psychiatric disorders	Mood swings	3	196	39.6	0	0.0	186	37.3	0	0.0	NE			NE	NE	NE		NE	NE	NE	NE		NE	NE	NE	NE		NE		NE	NE	NE
Psychiatric disorders	Mood swings	4-5	112	22.6	0	0.0	125	25.1	0	0.0	NE			NE	NE	NE		NE	NE	NE	NE		NE	NE	NE	NE		NE		NE	NE	NE
Psychiatric disorders	Panic disorder	1-2	187	37.8	0	0.0	187	37.6	0	0.0	NE			NE	NE	NE		NE	NE	NE	NE		NE	NE	NE	NE	NE	NE		NE	NE	NE
Psychiatric disorders	Panic disorder	3	196	39.6	0	0.0	186	37.3	1	0.5		*	Quasi-complete separation of data points detected.				*	ERROR: Error in computing the link function, its derivatives, or the variance function.			0.00		Algorithm converged.	0.00	NE	1.0000		>999.99		Algorithm converged.	0.00	NE
Psychiatric disorders	Panic disorder	4-5	112	22.6	0	0.0	125	25.1	0	0.0	NE			NE	NE	NE		NE	NE	NE	NE		NE	NE	NE	NE		NE		NE	NE	NE
Psychiatric disorders	Personality change	1-2	187	37.8	0	0.0	187	37.6	0	0.0	NE			NE	NE	NE		NE	NE	NE	NE		NE	NE	NE	NE	NE	NE		NE	NE	NE
Psychiatric disorders	Personality change	3	196	39.6	1	0.5	186	37.3	0	0.0		*	Quasi-complete separation of data points detected.				*	ERROR: The mean parameter is either invalid or at a limit of its range for some observations.			NE		Algorithm converged.	NE	NE	NE		NE		Algorithm converged.	NE	NE
Psychiatric disorders	Personality change	4-5	112	22.6	0	0.0	125	25.1	0	0.0	NE			NE	NE	NE		NE	NE	NE	NE		NE	NE	NE	NE		NE		NE	NE	NE
Psychiatric disorders	Poor quality sleep	1-2	187	37.8	0	0.0	187	37.6	0	0.0	NE			NE	NE	NE		NE	NE	NE	NE		NE	NE	NE	NE	NE	NE		NE	NE	NE
Psychiatric disorders	Poor quality sleep	3	196	39.6	1	0.5	186	37.3	0	0.0		*	Quasi-complete separation of data points detected.				*	ERROR: The mean parameter is either invalid or at a limit of its range for some observations.			NE		Algorithm converged.	NE	NE	NE		NE		Algorithm converged.	NE	NE
Psychiatric disorders	Poor quality sleep	4-5	112	22.6	0	0.0	125	25.1	0	0.0	NE			NE	NE	NE		NE	NE	NE	NE		NE	NE	NE	NE		NE		NE	NE	NE
Psychiatric disorders	Restlessness	1-2	187	37.8	0	0.0	187	37.6	0	0.0	NE			NE	NE	NE		NE	NE	NE	NE		NE	NE	NE	NE	NE	NE		NE	NE	NE
Psychiatric disorders	Restlessness	3	196	39.6	0	0.0	186	37.3	1	0.5		*	Quasi-complete separation of data points detected.				*	ERROR: Error in computing the link function, its derivatives, or the variance function.			0.00		Algorithm converged.	0.00	NE	1.0000		>999.99		Algorithm converged.	0.00	NE
Psychiatric disorders	Restlessness	4-5	112	22.6	0	0.0	125	25.1	0	0.0	NE			NE	NE	NE		NE	NE	NE	NE		NE	NE	NE	NE		NE		NE	NE	NE
Psychiatric disorders	Sleep disorder	1-2	187	37.8	2	1.1	187	37.6	4	2.1	0.49		Convergence criterion (GCONV=1E-8) satisfied.	0.09	2.73	-0.011		Algorithm converged.	-0.036	0.015	0.50		Algorithm converged.	0.09	2.70	0.4202	NE	2.00		Algorithm converged.	0.37	10.79
Psychiatric disorders	Sleep disorder	3	196	39.6	0	0.0	186	37.3	0	0.0	NE			NE	NE	NE		NE	NE	NE	NE		NE	NE	NE	NE		NE		NE	NE	NE
Psychiatric disorders	Sleep disorder	4-5	112	22.6	0	0.0	125	25.1	0	0.0	NE			NE	NE	NE		NE	NE	NE	NE		NE	NE	NE	NE		NE		NE	NE	NE
Psychiatric disorders	Stress	1-2	187	37.8	0	0.0	187	37.6	0	0.0	NE			NE	NE	NE		NE	NE	NE	NE		NE	NE	NE	NE	NE	NE		NE	NE	NE
Psychiatric disorders	Stress	3	196	39.6	1	0.5	186	37.3	0	0.0		*	Quasi-complete separation of data points detected.				*	ERROR: The mean parameter is either invalid or at a limit of its range for some observations.			NE		Algorithm converged.	NE	NE	NE		NE		Algorithm converged.	NE	NE
Psychiatric disorders	Stress	4-5	112	22.6	0	0.0	125	25.1	0	0.0	NE			NE	NE	NE		NE	NE	NE	NE		NE	NE	NE	NE		NE		NE	NE	NE
Psychiatric disorders	Suicidal ideation	1-2	187	37.8	1	0.5	187	37.6	0	0.0		*	Quasi-complete separation of data points detected.				*	ERROR: The mean parameter is either invalid or at a limit of its range for some observations.			NE		Algorithm converged.	NE	NE	NE	NE	NE		Algorithm converged.	NE	NE
Psychiatric disorders	Suicidal ideation	3	196	39.6	0	0.0	186	37.3	0	0.0	NE			NE	NE	NE		NE	NE	NE	NE		NE	NE	NE	NE		NE		NE	NE	NE
Psychiatric disorders	Suicidal ideation	4-5	112	22.6	0	0.0	125	25.1	0	0.0	NE			NE	NE	NE		NE	NE	NE	NE		NE	NE	NE	NE		NE		NE	NE	NE
Renal and urinary disorders		1-2	187	37.8	22	11.8	187	37.6	14	7.5	1.65		Convergence criterion (GCONV=1E-8) satisfied.	0.82	3.33	0.043		Algorithm converged.	-0.017	0.102	1.57		Algorithm converged.	0.83	2.98	0.1654	0.1424	0.64		Algorithm converged.	0.34	1.21
Renal and urinary disorders		3	196	39.6	18	9.2	186	37.3	8	4.3	2.25		Convergence criterion (GCONV=1E-8) satisfied.	0.95	5.31	0.049		Algorithm converged.	-0.001	0.099	2.14		Algorithm converged.	0.95	4.79	0.0659		0.47		Algorithm converged.	0.21	1.05
Renal and urinary disorders		4-5	112	22.6	12	10.7	125	25.1	17	13.6	0.76		Convergence criterion (GCONV=1E-8) satisfied.	0.35	1.68	-0.029		Algorithm converged.	-0.112	0.054	0.79		Algorithm converged.	0.39	1.58	0.5003		1.27		Algorithm converged.	0.63	2.54
Renal and urinary disorders	Acute kidney injury	1-2	187	37.8	2	1.1	187	37.6	0	0.0		*	Quasi-complete separation of data points detected.				*	WARNING: Negative of Hessian not positive definite.			NE		Algorithm converged.	NE	NE	NE	0.0551	NE		Algorithm converged.	NE	NE
Renal and urinary disorders	Acute kidney injury	3	196	39.6	6	3.1	186	37.3	0	0.0		*	Quasi-complete separation of data points detected.				*	WARNING: Negative of Hessian not positive definite.			NE		Algorithm converged.	NE	NE	NE		NE		Algorithm converged.	NE	NE
Renal and urinary disorders	Acute kidney injury	4-5	112	22.6	3	2.7	125	25.1	3	2.4	1.12		Convergence criterion (GCONV=1E-8) satisfied.	0.22	5.66	0.003		Algorithm converged.	-0.037	0.043	1.12		Algorithm converged.	0.23	5.42	0.8916		0.90		Algorithm converged.	0.18	4.35
Renal and urinary disorders	Atonic urinary bladder	1-2	187	37.8	0	0.0	187	37.6	0	0.0	NE			NE	NE	NE		NE	NE	NE	NE		NE	NE	NE	NE	NE	NE		NE	NE	NE
Renal and urinary disorders	Atonic urinary bladder	3	196	39.6	1	0.5	186	37.3	0	0.0		*	Quasi-complete separation of data points detected.				*	ERROR: The mean parameter is either invalid or at a limit of its range for some observations.			NE		Algorithm converged.	NE	NE	NE		NE		Algorithm converged.	NE	NE
Renal and urinary disorders	Atonic urinary bladder	4-5	112	22.6	0	0.0	125	25.1	0	0.0	NE			NE	NE	NE		NE	NE	NE	NE		NE	NE	NE	NE		NE		NE	NE	NE
Renal and urinary disorders	Bladder spasm	1-2	187	37.8	0	0.0	187	37.6	0	0.0	NE			NE	NE	NE		NE	NE	NE	NE		NE	NE	NE	NE	NE	NE		NE	NE	NE
Renal and urinary disorders	Bladder spasm	3	196	39.6	0	0.0	186	37.3	0	0.0	NE			NE	NE	NE		NE	NE	NE	NE		NE	NE	NE	NE		NE		NE	NE	NE
Renal and urinary disorders	Bladder spasm	4-5	112	22.6	1	0.9	125	25.1	0	0.0		*	Quasi-complete separation of data points detected.				*	WARNING: The relative Hessian convergence criterion of 18.712481934 is greater than the limit of 0.0001. The convergence is questionable.			NE		Algorithm converged.	NE	NE	NE		NE		Algorithm converged.	NE	NE
Renal and urinary disorders	Chromaturia	1-2	187	37.8	0	0.0	187	37.6	0	0.0	NE			NE	NE	NE		NE	NE	NE	NE		NE	NE	NE	NE	NE	NE		NE	NE	NE
Renal and urinary disorders	Chromaturia	3	196	39.6	1	0.5	186	37.3	0	0.0		*	Quasi-complete separation of data points detected.				*	ERROR: The mean parameter is either invalid or at a limit of its range for some observations.			NE		Algorithm converged.	NE	NE	NE		NE		Algorithm converged.	NE	NE
Renal and urinary disorders	Chromaturia	4-5	112	22.6	0	0.0	125	25.1	0	0.0	NE			NE	NE	NE		NE	NE	NE	NE		NE	NE	NE	NE		NE		NE	NE	NE
Renal and urinary disorders	Chronic kidney disease	1-2	187	37.8	1	0.5	187	37.6	0	0.0		*	Quasi-complete separation of data points detected.				*	WARNING: Negative of Hessian not positive definite.			NE		Algorithm converged.	NE	NE	NE	NE	NE		Algorithm converged.	NE	NE
Renal and urinary disorders	Chronic kidney disease	3	196	39.6	0	0.0	186	37.3	0	0.0	NE			NE	NE	NE		NE	NE	NE	NE		NE	NE	NE	NE		NE		NE	NE	NE
Renal and urinary disorders	Chronic kidney disease	4-5	112	22.6	1	0.9	125	25.1	1	0.8	1.12		Convergence criterion (GCONV=1E-8) satisfied.	0.07	18.07	0.001		Algorithm converged.	-0.022	0.024	1.12		Algorithm converged.	0.07	17.63	0.9378		0.90		Algorithm converged.	0.06	14.16
Renal and urinary disorders	Cystitis haemorrhagic	1-2	187	37.8	0	0.0	187	37.6	0	0.0	NE			NE	NE	NE		NE	NE	NE	NE		NE	NE	NE	NE	NE	NE		NE	NE	NE
Renal and urinary disorders	Cystitis haemorrhagic	3	196	39.6	0	0.0	186	37.3	1	0.5		*	Quasi-complete separation of data points detected.				*	ERROR: Error in computing the link function, its derivatives, or the variance function.			0.00		Algorithm converged.	0.00	NE	1.0000		>999.99		Algorithm converged.	0.00	NE
Renal and urinary disorders	Cystitis haemorrhagic	4-5	112	22.6	0	0.0	125	25.1	0	0.0	NE			NE	NE	NE		NE	NE	NE	NE		NE	NE	NE	NE		NE		NE	NE	NE
Renal and urinary disorders	Cystitis noninfective	1-2	187	37.8	0	0.0	187	37.6	0	0.0	NE			NE	NE	NE		NE	NE	NE	NE		NE	NE	NE	NE	NE	NE		NE	NE	NE
Renal and urinary disorders	Cystitis noninfective	3	196	39.6	1	0.5	186	37.3	1	0.5	0.95		Convergence criterion (GCONV=1E-8) satisfied.	0.06	15.28	0.000		Algorithm converged.	-0.015	0.014	0.95		Algorithm converged.	0.06	15.06	0.9704		1.05		Algorithm converged.	0.07	16.72
Renal and urinary disorders	Cystitis noninfective	4-5	112	22.6	0	0.0	125	25.1	0	0.0	NE			NE	NE	NE		NE	NE	NE	NE		NE	NE	NE	NE		NE		NE	NE	NE
Renal and urinary disorders	Dysuria	1-2	187	37.8	7	3.7	187	37.6	2	1.1	3.60		Convergence criterion (GCONV=1E-8) satisfied.	0.74	17.54	0.027		Algorithm converged.	-0.004	0.058	3.50		Algorithm converged.	0.74	16.63	0.1151	0.2686	0.29		Algorithm converged.	0.06	1.36
Renal and urinary disorders	Dysuria	3	196	39.6	5	2.6	186	37.3	3	1.6	1.60		Convergence criterion (GCONV=1E-8) satisfied.	0.38	6.78	0.009		Algorithm converged.	-0.019	0.038	1.58		Algorithm converged.	0.38	6.53	0.5261		0.63		Algorithm converged.	0.15	2.61
Renal and urinary disorders	Dysuria	4-5	112	22.6	3	2.7	125	25.1	5	4.0	0.66		Convergence criterion (GCONV=1E-8) satisfied.	0.15	2.83	-0.013		Algorithm converged.	-0.059	0.032	0.67		Algorithm converged.	0.16	2.74	0.5768		1.49		Algorithm converged.	0.37	6.11
Renal and urinary disorders	Haematuria	1-2	187	37.8	3	1.6	187	37.6	3	1.6	1.00		Convergence criterion (GCONV=1E-8) satisfied.	0.20	5.02	0.000		Algorithm converged.	-0.025	0.025	1.00		Algorithm converged.	0.20	4.89	1.0000	0.9995	1.00		Algorithm converged.	0.20	4.89
Renal and urinary disorders	Haematuria	3	196	39.6	1	0.5	186	37.3	1	0.5	0.95		Convergence criterion (GCONV=1E-8) satisfied.	0.06	15.28	0.000		Algorithm converged.	-0.015	0.014	0.95		Algorithm converged.	0.06	15.06	0.9704		1.05		Algorithm converged.	0.07	16.72
Renal and urinary disorders	Haematuria	4-5	112	22.6	0	0.0	125	25.1	0	0.0	NE			NE	NE	NE		NE	NE	NE	NE		NE	NE	NE	NE		NE		NE	NE	NE
Renal and urinary disorders	Hydronephrosis	1-2	187	37.8	0	0.0	187	37.6	0	0.0	NE			NE	NE	NE		NE	NE	NE	NE		NE	NE	NE	NE	NE	NE		NE	NE	NE
Renal and urinary disorders	Hydronephrosis	3	196	39.6	0	0.0	186	37.3	0	0.0	NE			NE	NE	NE		NE	NE	NE	NE		NE	NE	NE	NE		NE		NE	NE	NE
Renal and urinary disorders	Hydronephrosis	4-5	112	22.6	1	0.9	125	25.1	0	0.0		*	Quasi-complete separation of data points detected.				*	WARNING: The relative Hessian convergence criterion of 18.712481934 is greater than the limit of 0.0001. The convergence is questionable.			NE		Algorithm converged.	NE	NE	NE		NE		Algorithm converged.	NE	NE
Renal and urinary disorders	Micturition urgency	1-2	187	37.8	4	2.1	187	37.6	0	0.0		*	Quasi-complete separation of data points detected.				*	ERROR: The mean parameter is either invalid or at a limit of its range for some observations.			NE		Algorithm converged.	NE	NE	NE	NE	NE		Algorithm converged.	NE	NE
Renal and urinary disorders	Micturition urgency	3	196	39.6	1	0.5	186	37.3	0	0.0		*	Quasi-complete separation of data points detected.				*	ERROR: The mean parameter is either invalid or at a limit of its range for some observations.			NE		Algorithm converged.	NE	NE	NE		NE		Algorithm converged.	NE	NE
Renal and urinary disorders	Micturition urgency	4-5	112	22.6	0	0.0	125	25.1	1	0.8		*	Quasi-complete separation of data points detected.				*	WARNING: The relative Hessian convergence criterion of 16.316112867 is greater than the limit of 0.0001. The convergence is questionable.			0.00		Algorithm converged.	0.00	NE	0.9999		>999.99		Algorithm converged.	0.00	NE
Renal and urinary disorders	Nephrolithiasis	1-2	187	37.8	1	0.5	187	37.6	0	0.0		*	Quasi-complete separation of data points detected.				*	ERROR: The mean parameter is either invalid or at a limit of its range for some observations.			NE		Algorithm converged.	NE	NE	NE	NE	NE		Algorithm converged.	NE	NE
Renal and urinary disorders	Nephrolithiasis	3	196	39.6	0	0.0	186	37.3	0	0.0	NE			NE	NE	NE		NE	NE	NE	NE		NE	NE	NE	NE		NE		NE	NE	NE
Renal and urinary disorders	Nephrolithiasis	4-5	112	22.6	0	0.0	125	25.1	0	0.0	NE			NE	NE	NE		NE	NE	NE	NE		NE	NE	NE	NE		NE		NE	NE	NE
Renal and urinary disorders	Nocturia	1-2	187	37.8	2	1.1	187	37.6	2	1.1	1.00		Convergence criterion (GCONV=1E-8) satisfied.	0.14	7.17	0.000		Algorithm converged.	-0.021	0.021	1.00		Algorithm converged.	0.14	7.02	1.0000	0.2698	1.00		Algorithm converged.	0.14	7.02
Renal and urinary disorders	Nocturia	3	196	39.6	1	0.5	186	37.3	0	0.0		*	Quasi-complete separation of data points detected.				*	ERROR: The mean parameter is either invalid or at a limit of its range for some observations.			NE		Algorithm converged.	NE	NE	NE		NE		Algorithm converged.	NE	NE
Renal and urinary disorders	Nocturia	4-5	112	22.6	0	0.0	125	25.1	1	0.8		*	Quasi-complete separation of data points detected.				*	WARNING: The relative Hessian convergence criterion of 16.31611281 is greater than the limit of 0.0001. The convergence is questionable.			0.00		Algorithm converged.	0.00	NE	0.9999		>999.99		Algorithm converged.	0.00	NE
Renal and urinary disorders	Oliguria	1-2	187	37.8	0	0.0	187	37.6	0	0.0	NE			NE	NE	NE		NE	NE	NE	NE		NE	NE	NE	NE	NE	NE		NE	NE	NE
Renal and urinary disorders	Oliguria	3	196	39.6	1	0.5	186	37.3	1	0.5	0.95		Convergence criterion (GCONV=1E-8) satisfied.	0.06	15.28	0.000		Algorithm converged.	-0.015	0.014	0.95		Algorithm converged.	0.06	15.06	0.9704		1.05		Algorithm converged.	0.07	16.72
Renal and urinary disorders	Oliguria	4-5	112	22.6	0	0.0	125	25.1	0	0.0	NE			NE	NE	NE		NE	NE	NE	NE		NE	NE	NE	NE		NE		NE	NE	NE
Renal and urinary disorders	Pollakiuria	1-2	187	37.8	2	1.1	187	37.6	2	1.1	1.00		Convergence criterion (GCONV=1E-8) satisfied.	0.14	7.17	0.000		Algorithm converged.	-0.021	0.021	1.00		Algorithm converged.	0.14	7.02	1.0000	0.5147	1.00		Algorithm converged.	0.14	7.02
Renal and urinary disorders	Pollakiuria	3	196	39.6	0	0.0	186	37.3	1	0.5		*	Quasi-complete separation of data points detected.				*	ERROR: Error in computing the link function, its derivatives, or the variance function.			0.00		Algorithm converged.	0.00	NE	1.0000		>999.99		Algorithm converged.	0.00	NE
Renal and urinary disorders	Pollakiuria	4-5	112	22.6	1	0.9	125	25.1	1	0.8	1.12		Convergence criterion (GCONV=1E-8) satisfied.	0.07	18.07	0.001		Algorithm converged.	-0.022	0.024	1.12		Algorithm converged.	0.07	17.63	0.9378		0.90		Algorithm converged.	0.06	14.16
Renal and urinary disorders	Polyuria	1-2	187	37.8	1	0.5	187	37.6	1	0.5	1.00		Convergence criterion (GCONV=1E-8) satisfied.	0.06	16.11	0.000		Algorithm converged.	-0.015	0.015	1.00		Algorithm converged.	0.06	15.87	1.0000	NE	1.00		Algorithm converged.	0.06	15.87
Renal and urinary disorders	Polyuria	3	196	39.6	0	0.0	186	37.3	0	0.0	NE			NE	NE	NE		NE	NE	NE	NE		NE	NE	NE	NE		NE		NE	NE	NE
Renal and urinary disorders	Polyuria	4-5	112	22.6	0	0.0	125	25.1	0	0.0	NE			NE	NE	NE		NE	NE	NE	NE		NE	NE	NE	NE		NE		NE	NE	NE
Renal and urinary disorders	Proteinuria	1-2	187	37.8	0	0.0	187	37.6	1	0.5		*	Quasi-complete separation of data points detected.				*	ERROR: Error in computing the link function, its derivatives, or the variance function.			0.00		Algorithm converged.	0.00	NE	0.9999	NE	>999.99		Algorithm converged.	0.00	NE
Renal and urinary disorders	Proteinuria	3	196	39.6	0	0.0	186	37.3	0	0.0	NE			NE	NE	NE		NE	NE	NE	NE		NE	NE	NE	NE		NE		NE	NE	NE
Renal and urinary disorders	Proteinuria	4-5	112	22.6	0	0.0	125	25.1	0	0.0	NE			NE	NE	NE		NE	NE	NE	NE		NE	NE	NE	NE		NE		NE	NE	NE
Renal and urinary disorders	Renal colic	1-2	187	37.8	0	0.0	187	37.6	0	0.0	NE			NE	NE	NE		NE	NE	NE	NE		NE	NE	NE	NE	NE	NE		NE	NE	NE
Renal and urinary disorders	Renal colic	3	196	39.6	0	0.0	186	37.3	1	0.5		*	Quasi-complete separation of data points detected.				*	ERROR: Error in computing the link function, its derivatives, or the variance function.			0.00		Algorithm converged.	0.00	NE	1.0000		>999.99		Algorithm converged.	0.00	NE
Renal and urinary disorders	Renal colic	4-5	112	22.6	0	0.0	125	25.1	0	0.0	NE			NE	NE	NE		NE	NE	NE	NE		NE	NE	NE	NE		NE		NE	NE	NE
Renal and urinary disorders	Renal failure	1-2	187	37.8	0	0.0	187	37.6	2	1.1		*	Quasi-complete separation of data points detected.				*	ERROR: Error in computing the link function, its derivatives, or the variance function.			0.00		Algorithm converged.	0.00	NE	0.9999	0.1522	>999.99		Algorithm converged.	0.00	NE
Renal and urinary disorders	Renal failure	3	196	39.6	1	0.5	186	37.3	0	0.0		*	Quasi-complete separation of data points detected.				*	ERROR: The mean parameter is either invalid or at a limit of its range for some observations.			NE		Algorithm converged.	NE	NE	NE		NE		Algorithm converged.	NE	NE
Renal and urinary disorders	Renal failure	4-5	112	22.6	1	0.9	125	25.1	2	1.6	0.55		Convergence criterion (GCONV=1E-8) satisfied.	0.05	6.19	-0.007		Algorithm converged.	-0.035	0.021	0.56		Algorithm converged.	0.05	6.07	0.6319		1.79		Algorithm converged.	0.16	19.50
Renal and urinary disorders	Renal impairment	1-2	187	37.8	0	0.0	187	37.6	1	0.5		*	Quasi-complete separation of data points detected.				*	ERROR: Error in computing the link function, its derivatives, or the variance function.			0.00		Algorithm converged.	0.00	NE	0.9999	NE	>999.99		Algorithm converged.	0.00	NE
Renal and urinary disorders	Renal impairment	3	196	39.6	0	0.0	186	37.3	0	0.0	NE			NE	NE	NE		NE	NE	NE	NE		NE	NE	NE	NE		NE		NE	NE	NE
Renal and urinary disorders	Renal impairment	4-5	112	22.6	1	0.9	125	25.1	0	0.0		*	Quasi-complete separation of data points detected.				*	WARNING: The relative Hessian convergence criterion of 18.712481867 is greater than the limit of 0.0001. The convergence is questionable.			NE		Algorithm converged.	NE	NE	NE		NE		Algorithm converged.	NE	NE
Renal and urinary disorders	Renal pain	1-2	187	37.8	0	0.0	187	37.6	0	0.0	NE			NE	NE	NE		NE	NE	NE	NE		NE	NE	NE	NE	NE	NE		NE	NE	NE
Renal and urinary disorders	Renal pain	3	196	39.6	0	0.0	186	37.3	1	0.5		*	Quasi-complete separation of data points detected.				*	ERROR: Error in computing the link function, its derivatives, or the variance function.			0.00		Algorithm converged.	0.00	NE	1.0000		>999.99		Algorithm converged.	0.00	NE
Renal and urinary disorders	Renal pain	4-5	112	22.6	0	0.0	125	25.1	0	0.0	NE			NE	NE	NE		NE	NE	NE	NE		NE	NE	NE	NE		NE		NE	NE	NE
Renal and urinary disorders	Urge incontinence	1-2	187	37.8	0	0.0	187	37.6	0	0.0	NE			NE	NE	NE		NE	NE	NE	NE		NE	NE	NE	NE	NE	NE		NE	NE	NE
Renal and urinary disorders	Urge incontinence	3	196	39.6	0	0.0	186	37.3	0	0.0	NE			NE	NE	NE		NE	NE	NE	NE		NE	NE	NE	NE		NE		NE	NE	NE
Renal and urinary disorders	Urge incontinence	4-5	112	22.6	1	0.9	125	25.1	0	0.0		*	Quasi-complete separation of data points detected.				*	WARNING: The relative Hessian convergence criterion of 18.712481734 is greater than the limit of 0.0001. The convergence is questionable.			NE		Algorithm converged.	NE	NE	NE		NE		Algorithm converged.	NE	NE
Renal and urinary disorders	Urinary incontinence	1-2	187	37.8	0	0.0	187	37.6	1	0.5		*	Quasi-complete separation of data points detected.				*	ERROR: Error in computing the link function, its derivatives, or the variance function.			0.00		Algorithm converged.	0.00	NE	0.9999	0.1583	>999.99		Algorithm converged.	0.00	NE
Renal and urinary disorders	Urinary incontinence	3	196	39.6	1	0.5	186	37.3	0	0.0		*	Quasi-complete separation of data points detected.				*	ERROR: The mean parameter is either invalid or at a limit of its range for some observations.			NE		Algorithm converged.	NE	NE	NE		NE		Algorithm converged.	NE	NE
Renal and urinary disorders	Urinary incontinence	4-5	112	22.6	0	0.0	125	25.1	1	0.8		*	Quasi-complete separation of data points detected.				*	WARNING: The relative Hessian convergence criterion of 16.316112867 is greater than the limit of 0.0001. The convergence is questionable.			0.00		Algorithm converged.	0.00	NE	0.9999		>999.99		Algorithm converged.	0.00	NE
Renal and urinary disorders	Urinary retention	1-2	187	37.8	1	0.5	187	37.6	2	1.1	0.50		Convergence criterion (GCONV=1E-8) satisfied.	0.04	5.53	-0.005		Algorithm converged.	-0.023	0.013	0.50		Algorithm converged.	0.05	5.47	0.5700	0.3115	2.00		Algorithm converged.	0.18	21.87
Renal and urinary disorders	Urinary retention	3	196	39.6	0	0.0	186	37.3	2	1.1		*	Quasi-complete separation of data points detected.				*	ERROR: Error in computing the link function, its derivatives, or the variance function.			0.00		Algorithm converged.	0.00	NE	0.9999		>999.99		Algorithm converged.	0.00	NE
Renal and urinary disorders	Urinary retention	4-5	112	22.6	2	1.8	125	25.1	2	1.6	1.12		Convergence criterion (GCONV=1E-8) satisfied.	0.15	8.07	0.002		Algorithm converged.	-0.031	0.035	1.12		Algorithm converged.	0.16	7.79	0.9118		0.90		Algorithm converged.	0.13	6.26
Renal and urinary disorders	Urinary tract disorder	1-2	187	37.8	0	0.0	187	37.6	0	0.0	NE			NE	NE	NE		NE	NE	NE	NE		NE	NE	NE	NE	NE	NE		NE	NE	NE
Renal and urinary disorders	Urinary tract disorder	3	196	39.6	0	0.0	186	37.3	1	0.5		*	Quasi-complete separation of data points detected.				*	ERROR: Error in computing the link function, its derivatives, or the variance function.			0.00		Algorithm converged.	0.00	NE	1.0000		>999.99		Algorithm converged.	0.00	NE
Renal and urinary disorders	Urinary tract disorder	4-5	112	22.6	0	0.0	125	25.1	0	0.0	NE			NE	NE	NE		NE	NE	NE	NE		NE	NE	NE	NE		NE		NE	NE	NE
Renal and urinary disorders	Urinary tract obstruction	1-2	187	37.8	0	0.0	187	37.6	0	0.0	NE			NE	NE	NE		NE	NE	NE	NE		NE	NE	NE	NE	NE	NE		NE	NE	NE
Renal and urinary disorders	Urinary tract obstruction	3	196	39.6	0	0.0	186	37.3	0	0.0	NE			NE	NE	NE		NE	NE	NE	NE		NE	NE	NE	NE		NE		NE	NE	NE
Renal and urinary disorders	Urinary tract obstruction	4-5	112	22.6	0	0.0	125	25.1	1	0.8		*	Quasi-complete separation of data points detected.				*	WARNING: The relative Hessian convergence criterion of 16.316112867 is greater than the limit of 0.0001. The convergence is questionable.			0.00		Algorithm converged.	0.00	NE	0.9999		>999.99		Algorithm converged.	0.00	NE
Renal and urinary disorders	Urinary tract pain	1-2	187	37.8	1	0.5	187	37.6	1	0.5	1.00		Convergence criterion (GCONV=1E-8) satisfied.	0.06	16.11	0.000		Algorithm converged.	-0.015	0.015	1.00		Algorithm converged.	0.06	15.87	1.0000	0.6133	1.00		Algorithm converged.	0.06	15.87
Renal and urinary disorders	Urinary tract pain	3	196	39.6	0	0.0	186	37.3	0	0.0	NE			NE	NE	NE		NE	NE	NE	NE		NE	NE	NE	NE		NE		NE	NE	NE
Renal and urinary disorders	Urinary tract pain	4-5	112	22.6	0	0.0	125	25.1	1	0.8		*	Quasi-complete separation of data points detected.				*	WARNING: The relative Hessian convergence criterion of 16.316112867 is greater than the limit of 0.0001. The convergence is questionable.			0.00		Algorithm converged.	0.00	NE	0.9999		>999.99		Algorithm converged.	0.00	NE
Renal and urinary disorders	Urine flow decreased	1-2	187	37.8	0	0.0	187	37.6	0	0.0	NE			NE	NE	NE		NE	NE	NE	NE		NE	NE	NE	NE	NE	NE		NE	NE	NE
Renal and urinary disorders	Urine flow decreased	3	196	39.6	0	0.0	186	37.3	1	0.5		*	Quasi-complete separation of data points detected.				*	ERROR: Error in computing the link function, its derivatives, or the variance function.			0.00		Algorithm converged.	0.00	NE	1.0000		>999.99		Algorithm converged.	0.00	NE

Renal and urinary disorders	Urine flow decreased	4-5	112	22.6	0	0.0	125	25.1	0	0.0	NE			NE	NE	NE		NE	NE	NE	NE		NE	NE	NE	NE		NE		NE	NE	NE
Reproductive system and breast disorders		1-2	187	37.8	9	4.8	187	37.6	8	4.3	1.13		Convergence criterion (GCONV=1E-8) satisfied.	0.43	3.00	0.005		Algorithm converged.	-0.037	0.048	1.12		Algorithm converged.	0.44	2.85	0.8041	0.8889	0.89		Algorithm converged.	0.35	2.25
Reproductive system and breast disorders		3	196	39.6	5	2.6	186	37.3	6	3.2	0.79		Convergence criterion (GCONV=1E-8) satisfied.	0.24	2.62	-0.007		Algorithm converged.	-0.040	0.027	0.79		Algorithm converged.	0.25	2.55	0.6941		1.26		Algorithm converged.	0.39	4.07
Reproductive system and breast disorders		4-5	112	22.6	3	2.7	125	25.1	3	2.4	1.12		Convergence criterion (GCONV=1E-8) satisfied.	0.22	5.66	0.003		Algorithm converged.	-0.037	0.043	1.12		Algorithm converged.	0.23	5.42	0.8916		0.90		Algorithm converged.	0.18	4.35
Reproductive system and breast disorders	Amenorrhoea	1-2	187	37.8	2	1.1	187	37.6	0	0.0		*	Quasi-complete separation of data points detected.				*	WARNING: Negative of Hessian not positive definite.			NE		Algorithm converged.	NE	NE	NE	NE	NE		Algorithm converged.	NE	NE
Reproductive system and breast disorders	Amenorrhoea	3	196	39.6	1	0.5	186	37.3	0	0.0		*	Quasi-complete separation of data points detected.				*	ERROR: The mean parameter is either invalid or at a limit of its range for some observations.			NE		Algorithm converged.	NE	NE	NE		NE		Algorithm converged.	NE	NE
Reproductive system and breast disorders	Amenorrhoea	4-5	112	22.6	0	0.0	125	25.1	0	0.0	NE			NE	NE	NE		NE	NE	NE	NE		NE	NE	NE	NE		NE		NE	NE	NE
Reproductive system and breast disorders	Benign prostatic hyperplasia	1-2	187	37.8	0	0.0	187	37.6	0	0.0	NE			NE	NE	NE		NE	NE	NE	NE		NE	NE	NE	NE	NE	NE		NE	NE	NE
Reproductive system and breast disorders	Benign prostatic hyperplasia	3	196	39.6	0	0.0	186	37.3	0	0.0	NE			NE	NE	NE		NE	NE	NE	NE		NE	NE	NE	NE		NE		NE	NE	NE
Reproductive system and breast disorders	Benign prostatic hyperplasia	4-5	112	22.6	0	0.0	125	25.1	1	0.8		*	Quasi-complete separation of data points detected.				*	WARNING: The relative Hessian convergence criterion of 16.316112867 is greater than the limit of 0.0001. The convergence is questionable.			0.00		Algorithm converged.	0.00	NE	0.9999		>999.99		Algorithm converged.	0.00	NE
Reproductive system and breast disorders	Breast pain	1-2	187	37.8	0	0.0	187	37.6	0	0.0	NE			NE	NE	NE		NE	NE	NE	NE		NE	NE	NE	NE	NE	NE		NE	NE	NE
Reproductive system and breast disorders	Breast pain	3	196	39.6	0	0.0	186	37.3	0	0.0	NE			NE	NE	NE		NE	NE	NE	NE		NE	NE	NE	NE		NE		NE	NE	NE
Reproductive system and breast disorders	Breast pain	4-5	112	22.6	2	1.8	125	25.1	0	0.0		*	Quasi-complete separation of data points detected.				*	ERROR: Error in computing the link function, its derivatives, or the variance function.			NE		Algorithm converged.	NE	NE	NE		NE		Algorithm converged.	NE	NE
Reproductive system and breast disorders	Erectile dysfunction	1-2	187	37.8	0	0.0	187	37.6	1	0.5		*	Quasi-complete separation of data points detected.				*	ERROR: Error in computing the link function, its derivatives, or the variance function.			0.00		Algorithm converged.	0.00	NE	0.9999	NE	>999.99		Algorithm converged.	0.00	NE
Reproductive system and breast disorders	Erectile dysfunction	3	196	39.6	0	0.0	186	37.3	0	0.0	NE			NE	NE	NE		NE	NE	NE	NE		NE	NE	NE	NE		NE		NE	NE	NE
Reproductive system and breast disorders	Erectile dysfunction	4-5	112	22.6	0	0.0	125	25.1	0	0.0	NE			NE	NE	NE		NE	NE	NE	NE		NE	NE	NE	NE		NE		NE	NE	NE
Reproductive system and breast disorders	Female genital tract fistula	1-2	187	37.8	0	0.0	187	37.6	0	0.0	NE			NE	NE	NE		NE	NE	NE	NE		NE	NE	NE	NE	NE	NE		NE	NE	NE
Reproductive system and breast disorders	Female genital tract fistula	3	196	39.6	1	0.5	186	37.3	0	0.0		*	Quasi-complete separation of data points detected.				*	ERROR: The mean parameter is either invalid or at a limit of its range for some observations.			NE		Algorithm converged.	NE	NE	NE		NE		Algorithm converged.	NE	NE
Reproductive system and breast disorders	Female genital tract fistula	4-5	112	22.6	0	0.0	125	25.1	0	0.0	NE			NE	NE	NE		NE	NE	NE	NE		NE	NE	NE	NE		NE		NE	NE	NE
Reproductive system and breast disorders	Genital discharge	1-2	187	37.8	0	0.0	187	37.6	1	0.5		*	Quasi-complete separation of data points detected.				*	ERROR: Error in computing the link function, its derivatives, or the variance function.			0.00		Algorithm converged.	0.00	NE	0.9999	NE	>999.99		Algorithm converged.	0.00	NE
Reproductive system and breast disorders	Genital discharge	3	196	39.6	0	0.0	186	37.3	0	0.0	NE			NE	NE	NE		NE	NE	NE	NE		NE	NE	NE	NE		NE		NE	NE	NE
Reproductive system and breast disorders	Genital discharge	4-5	112	22.6	0	0.0	125	25.1	0	0.0	NE			NE	NE	NE		NE	NE	NE	NE		NE	NE	NE	NE		NE		NE	NE	NE
Reproductive system and breast disorders	Genital haemorrhage	1-2	187	37.8	0	0.0	187	37.6	0	0.0	NE			NE	NE	NE		NE	NE	NE	NE		NE	NE	NE	NE	NE	NE		NE	NE	NE
Reproductive system and breast disorders	Genital haemorrhage	3	196	39.6	0	0.0	186	37.3	1	0.5		*	Quasi-complete separation of data points detected.				*	ERROR: Error in computing the link function, its derivatives, or the variance function.			0.00		Algorithm converged.	0.00	NE	1.0000		>999.99		Algorithm converged.	0.00	NE
Reproductive system and breast disorders	Genital haemorrhage	4-5	112	22.6	0	0.0	125	25.1	0	0.0	NE			NE	NE	NE		NE	NE	NE	NE		NE	NE	NE	NE		NE		NE	NE	NE
Reproductive system and breast disorders	Intermenstrual bleeding	1-2	187	37.8	1	0.5	187	37.6	0	0.0		*	Quasi-complete separation of data points detected.				*	WARNING: Negative of Hessian not positive definite.			NE		Algorithm converged.	NE	NE	NE	NE	NE		Algorithm converged.	NE	NE
Reproductive system and breast disorders	Intermenstrual bleeding	3	196	39.6	0	0.0	186	37.3	0	0.0	NE			NE	NE	NE		NE	NE	NE	NE		NE	NE	NE	NE		NE		NE	NE	NE
Reproductive system and breast disorders	Intermenstrual bleeding	4-5	112	22.6	0	0.0	125	25.1	0	0.0	NE			NE	NE	NE		NE	NE	NE	NE		NE	NE	NE	NE		NE		NE	NE	NE
Reproductive system and breast disorders	Menopausal symptoms	1-2	187	37.8	0	0.0	187	37.6	1	0.5		*	Quasi-complete separation of data points detected.				*	ERROR: Error in computing the link function, its derivatives, or the variance function.			0.00		Algorithm converged.	0.00	NE	0.9999	NE	>999.99		Algorithm converged.	0.00	NE
Reproductive system and breast disorders	Menopausal symptoms	3	196	39.6	1	0.5	186	37.3	0	0.0		*	Quasi-complete separation of data points detected.				*	ERROR: The mean parameter is either invalid or at a limit of its range for some observations.			NE		Algorithm converged.	NE	NE	NE		NE		Algorithm converged.	NE	NE
Reproductive system and breast disorders	Menopausal symptoms	4-5	112	22.6	0	0.0	125	25.1	0	0.0	NE			NE	NE	NE		NE	NE	NE	NE		NE	NE	NE	NE		NE		NE	NE	NE
Reproductive system and breast disorders	Menstruation irregular	1-2	187	37.8	0	0.0	187	37.6	1	0.5		*	Quasi-complete separation of data points detected.				*	ERROR: Error in computing the link function, its derivatives, or the variance function.			0.00		Algorithm converged.	0.00	NE	0.9999	NE	>999.99		Algorithm converged.	0.00	NE
Reproductive system and breast disorders	Menstruation irregular	3	196	39.6	0	0.0	186	37.3	1	0.5		*	Quasi-complete separation of data points detected.				*	ERROR: Error in computing the link function, its derivatives, or the variance function.			0.00		Algorithm converged.	0.00	NE	1.0000		>999.99		Algorithm converged.	0.00	NE
Reproductive system and breast disorders	Menstruation irregular	4-5	112	22.6	0	0.0	125	25.1	0	0.0	NE			NE	NE	NE		NE	NE	NE	NE		NE	NE	NE	NE		NE		NE	NE	NE
Reproductive system and breast disorders	Pelvic pain	1-2	187	37.8	2	1.1	187	37.6	2	1.1	1.00		Convergence criterion (GCONV=1E-8) satisfied.	0.14	7.17	0.000		Algorithm converged.	-0.021	0.021	1.00		Algorithm converged.	0.14	7.02	1.0000	0.3560	1.00		Algorithm converged.	0.14	7.02
Reproductive system and breast disorders	Pelvic pain	3	196	39.6	0	0.0	186	37.3	1	0.5		*	Quasi-complete separation of data points detected.				*	ERROR: Error in computing the link function, its derivatives, or the variance function.			0.00		Algorithm converged.	0.00	NE	1.0000		>999.99		Algorithm converged.	0.00	NE
Reproductive system and breast disorders	Pelvic pain	4-5	112	22.6	0	0.0	125	25.1	1	0.8		*	Quasi-complete separation of data points detected.				*	WARNING: The relative Hessian convergence criterion of 16.316112867 is greater than the limit of 0.0001. The convergence is questionable.			0.00		Algorithm converged.	0.00	NE	0.9999		>999.99		Algorithm converged.	0.00	NE
Reproductive system and breast disorders	Perineal rash	1-2	187	37.8	1	0.5	187	37.6	0	0.0		*	Quasi-complete separation of data points detected.				*	WARNING: Negative of Hessian not positive definite.			NE		Algorithm converged.	NE	NE	NE	NE	NE		Algorithm converged.	NE	NE
Reproductive system and breast disorders	Perineal rash	3	196	39.6	0	0.0	186	37.3	0	0.0	NE			NE	NE	NE		NE	NE	NE	NE		NE	NE	NE	NE		NE		NE	NE	NE
Reproductive system and breast disorders	Perineal rash	4-5	112	22.6	0	0.0	125	25.1	0	0.0	NE			NE	NE	NE		NE	NE	NE	NE		NE	NE	NE	NE		NE		NE	NE	NE
Reproductive system and breast disorders	Prostatitis	1-2	187	37.8	0	0.0	187	37.6	0	0.0	NE			NE	NE	NE		NE	NE	NE	NE		NE	NE	NE	NE	NE	NE		NE	NE	NE
Reproductive system and breast disorders	Prostatitis	3	196	39.6	0	0.0	186	37.3	1	0.5		*	Quasi-complete separation of data points detected.				*	ERROR: Error in computing the link function, its derivatives, or the variance function.			0.00		Algorithm converged.	0.00	NE	1.0000		>999.99		Algorithm converged.	0.00	NE
Reproductive system and breast disorders	Prostatitis	4-5	112	22.6	1	0.9	125	25.1	0	0.0		*	Quasi-complete separation of data points detected.				*	WARNING: The relative Hessian convergence criterion of 18.712481934 is greater than the limit of 0.0001. The convergence is questionable.			NE		Algorithm converged.	NE	NE	NE		NE		Algorithm converged.	NE	NE
Reproductive system and breast disorders	Pruritus genital	1-2	187	37.8	0	0.0	187	37.6	0	0.0	NE			NE	NE	NE		NE	NE	NE	NE		NE	NE	NE	NE	NE	NE		NE	NE	NE
Reproductive system and breast disorders	Pruritus genital	3	196	39.6	1	0.5	186	37.3	0	0.0		*	Quasi-complete separation of data points detected.				*	ERROR: The mean parameter is either invalid or at a limit of its range for some observations.			NE		Algorithm converged.	NE	NE	NE		NE		Algorithm converged.	NE	NE
Reproductive system and breast disorders	Pruritus genital	4-5	112	22.6	0	0.0	125	25.1	0	0.0	NE			NE	NE	NE		NE	NE	NE	NE		NE	NE	NE	NE		NE		NE	NE	NE
Reproductive system and breast disorders	Scrotal pain	1-2	187	37.8	0	0.0	187	37.6	0	0.0	NE			NE	NE	NE		NE	NE	NE	NE		NE	NE	NE	NE	NE	NE		NE	NE	NE
Reproductive system and breast disorders	Scrotal pain	3	196	39.6	0	0.0	186	37.3	1	0.5		*	Quasi-complete separation of data points detected.				*	ERROR: Error in computing the link function, its derivatives, or the variance function.			0.00		Algorithm converged.	0.00	NE	1.0000		>999.99		Algorithm converged.	0.00	NE
Reproductive system and breast disorders	Scrotal pain	4-5	112	22.6	0	0.0	125	25.1	0	0.0	NE			NE	NE	NE		NE	NE	NE	NE		NE	NE	NE	NE		NE		NE	NE	NE
Reproductive system and breast disorders	Uterine pain	1-2	187	37.8	1	0.5	187	37.6	0	0.0		*	Quasi-complete separation of data points detected.				*	ERROR: The mean parameter is either invalid or at a limit of its range for some observations.			NE		Algorithm converged.	NE	NE	NE	NE	NE		Algorithm converged.	NE	NE
Reproductive system and breast disorders	Uterine pain	3	196	39.6	0	0.0	186	37.3	0	0.0	NE			NE	NE	NE		NE	NE	NE	NE		NE	NE	NE	NE		NE		NE	NE	NE
Reproductive system and breast disorders	Uterine pain	4-5	112	22.6	0	0.0	125	25.1	0	0.0	NE			NE	NE	NE		NE	NE	NE	NE		NE	NE	NE	NE		NE		NE	NE	NE
Reproductive system and breast disorders	Vaginal fistula	1-2	187	37.8	0	0.0	187	37.6	0	0.0	NE			NE	NE	NE		NE	NE	NE	NE		NE	NE	NE	NE	NE	NE		NE	NE	NE
Reproductive system and breast disorders	Vaginal fistula	3	196	39.6	0	0.0	186	37.3	1	0.5		*	Quasi-complete separation of data points detected.				*	ERROR: Error in computing the link function, its derivatives, or the variance function.			0.00		Algorithm converged.	0.00	NE	1.0000		>999.99		Algorithm converged.	0.00	NE
Reproductive system and breast disorders	Vaginal fistula	4-5	112	22.6	0	0.0	125	25.1	0	0.0	NE			NE	NE	NE		NE	NE	NE	NE		NE	NE	NE	NE		NE		NE	NE	NE
Reproductive system and breast disorders	Vaginal haemorrhage	1-2	187	37.8	2	1.1	187	37.6	1	0.5	2.01		Convergence criterion (GCONV=1E-8) satisfied.	0.18	22.37	0.005		Algorithm converged.	-0.013	0.023	2.00		Algorithm converged.	0.18	21.87	0.5700	NE	0.50		Algorithm converged.	0.05	5.47
Reproductive system and breast disorders	Vaginal haemorrhage	3	196	39.6	0	0.0	186	37.3	0	0.0	NE			NE	NE	NE		NE	NE	NE	NE		NE	NE	NE	NE		NE		NE	NE	NE
Reproductive system and breast disorders	Vaginal haemorrhage	4-5	112	22.6	0	0.0	125	25.1	0	0.0	NE			NE	NE	NE		NE	NE	NE	NE		NE	NE	NE	NE		NE		NE	NE	NE
Reproductive system and breast disorders	Vulvovaginal dryness	1-2	187	37.8	2	1.1	187	37.6	0	0.0		*	Quasi-complete separation of data points detected.				*	WARNING: Negative of Hessian not positive definite.			NE		Algorithm converged.	NE	NE	NE	NE	NE		Algorithm converged.	NE	NE
Reproductive system and breast disorders	Vulvovaginal dryness	3	196	39.6	0	0.0	186	37.3	0	0.0	NE			NE	NE	NE		NE	NE	NE	NE		NE	NE	NE	NE		NE		NE	NE	NE
Reproductive system and breast disorders	Vulvovaginal dryness	4-5	112	22.6	0	0.0	125	25.1	1	0.8		*	Quasi-complete separation of data points detected.				*	WARNING: The relative Hessian convergence criterion of 16.316112867 is greater than the limit of 0.0001. The convergence is questionable.			0.00		Algorithm converged.	0.00	NE	0.9999		>999.99		Algorithm converged.	0.00	NE
Reproductive system and breast disorders	Vulvovaginal inflammation	1-2	187	37.8	0	0.0	187	37.6	0	0.0	NE			NE	NE	NE		NE	NE	NE	NE		NE	NE	NE	NE	NE	NE		NE	NE	NE
Reproductive system and breast disorders	Vulvovaginal inflammation	3	196	39.6	1	0.5	186	37.3	0	0.0		*	Quasi-complete separation of data points detected.				*	ERROR: The mean parameter is either invalid or at a limit of its range for some observations.			NE		Algorithm converged.	NE	NE	NE		NE		Algorithm converged.	NE	NE
Reproductive system and breast disorders	Vulvovaginal inflammation	4-5	112	22.6	0	0.0	125	25.1	0	0.0	NE			NE	NE	NE		NE	NE	NE	NE		NE	NE	NE	NE		NE		NE	NE	NE
Reproductive system and breast disorders	Vulvovaginal pruritus	1-2	187	37.8	1	0.5	187	37.6	2	1.1	0.50		Convergence criterion (GCONV=1E-8) satisfied.	0.04	5.53	-0.005		Algorithm converged.	-0.023	0.013	0.50		Algorithm converged.	0.05	5.47	0.5700	NE	2.00		Algorithm converged.	0.18	21.87
Reproductive system and breast disorders	Vulvovaginal pruritus	3	196	39.6	0	0.0	186	37.3	1	0.5		*	Quasi-complete separation of data points detected.				*	ERROR: Error in computing the link function, its derivatives, or the variance function.			0.00		Algorithm converged.	0.00	NE	1.0000		>999.99		Algorithm converged.	0.00	NE
Reproductive system and breast disorders	Vulvovaginal pruritus	4-5	112	22.6	0	0.0	125	25.1	0	0.0	NE			NE	NE	NE		NE	NE	NE	NE		NE	NE	NE	NE		NE		NE	NE	NE
Respiratory, thoracic and mediastinal disorders		1-2	187	37.8	80	42.8	187	37.6	63	33.7	1.47		Convergence criterion (GCONV=1E-8) satisfied.	0.97	2.24	0.091		Algorithm converged.	-0.007	0.189	1.27		Algorithm converged.	0.98	1.65	0.0724	0.0918	0.79		Algorithm converged.	0.61	1.02
Respiratory, thoracic and mediastinal disorders		3	196	39.6	67	34.2	186	37.3	74	39.8	0.79		Convergence criterion (GCONV=1E-8) satisfied.	0.52	1.19	-0.056		Algorithm converged.	-0.153	0.041	0.86		Algorithm converged.	0.66	1.12	0.2575		1.16		Algorithm converged.	0.90	1.51
Respiratory, thoracic and mediastinal disorders		4-5	112	22.6	45	40.2	125	25.1	42	33.6	1.33		Convergence criterion (GCONV=1E-8) satisfied.	0.78	2.25	0.066		Algorithm converged.	-0.057	0.189	1.20		Algorithm converged.	0.86	1.67	0.2946		0.84		Algorithm converged.	0.60	1.17
Respiratory, thoracic and mediastinal disorders	Acute respiratory distress syndrome	1-2	187	37.8	0	0.0	187	37.6	0	0.0	NE			NE	NE	NE		NE	NE	NE	NE		NE	NE	NE	NE	NE	NE		NE	NE	NE
Respiratory, thoracic and mediastinal disorders	Acute respiratory distress syndrome	3	196	39.6	0	0.0	186	37.3	1	0.5		*	Quasi-complete separation of data points detected.				*	ERROR: Error in computing the link function, its derivatives, or the variance function.			0.00		Algorithm converged.	0.00	NE	1.0000		>999.99		Algorithm converged.	0.00	NE
Respiratory, thoracic and mediastinal disorders	Acute respiratory distress syndrome	4-5	112	22.6	0	0.0	125	25.1	0	0.0	NE			NE	NE	NE		NE	NE	NE	NE		NE	NE	NE	NE		NE		NE	NE	NE
Respiratory, thoracic and mediastinal disorders	Acute respiratory failure	1-2	187	37.8	0	0.0	187	37.6	0	0.0	NE			NE	NE	NE		NE	NE	NE	NE		NE	NE	NE	NE	NE	NE		NE	NE	NE
Respiratory, thoracic and mediastinal disorders	Acute respiratory failure	3	196	39.6	0	0.0	186	37.3	1	0.5		*	Quasi-complete separation of data points detected.				*	ERROR: Error in computing the link function, its derivatives, or the variance function.			0.00		Algorithm converged.	0.00	NE	1.0000		>999.99		Algorithm converged.	0.00	NE
Respiratory, thoracic and mediastinal disorders	Acute respiratory failure	4-5	112	22.6	0	0.0	125	25.1	0	0.0	NE			NE	NE	NE		NE	NE	NE	NE		NE	NE	NE	NE		NE		NE	NE	NE
Respiratory, thoracic and mediastinal disorders	Allergic cough	1-2	187	37.8	0	0.0	187	37.6	0	0.0	NE			NE	NE	NE		NE	NE	NE	NE		NE	NE	NE	NE	NE	NE		NE	NE	NE
Respiratory, thoracic and mediastinal disorders	Allergic cough	3	196	39.6	1	0.5	186	37.3	0	0.0		*	Quasi-complete separation of data points detected.				*	ERROR: The mean parameter is either invalid or at a limit of its range for some observations.			NE		Algorithm converged.	NE	NE	NE		NE		Algorithm converged.	NE	NE
Respiratory, thoracic and mediastinal disorders	Allergic cough	4-5	112	22.6	0	0.0	125	25.1	0	0.0	NE			NE	NE	NE		NE	NE	NE	NE		NE	NE	NE	NE		NE		NE	NE	NE
Respiratory, thoracic and mediastinal disorders	Aphonia	1-2	187	37.8	0	0.0	187	37.6	0	0.0	NE			NE	NE	NE		NE	NE	NE	NE		NE	NE	NE	NE	NE	NE		NE	NE	NE
Respiratory, thoracic and mediastinal disorders	Aphonia	3	196	39.6	0	0.0	186	37.3	1	0.5		*	Quasi-complete separation of data points detected.				*	ERROR: Error in computing the link function, its derivatives, or the variance function.			0.00		Algorithm converged.	0.00	NE	1.0000		>999.99		Algorithm converged.	0.00	NE
Respiratory, thoracic and mediastinal disorders	Aphonia	4-5	112	22.6	0	0.0	125	25.1	0	0.0	NE			NE	NE	NE		NE	NE	NE	NE		NE	NE	NE	NE		NE		NE	NE	NE
Respiratory, thoracic and mediastinal disorders	Asthma	1-2	187	37.8	0	0.0	187	37.6	0	0.0	NE			NE	NE	NE		NE	NE	NE	NE		NE	NE	NE	NE	NE	NE		NE	NE	NE
Respiratory, thoracic and mediastinal disorders	Asthma	3	196	39.6	1	0.5	186	37.3	0	0.0		*	Quasi-complete separation of data points detected.				*	ERROR: The mean parameter is either invalid or at a limit of its range for some observations.			NE		Algorithm converged.	NE	NE	NE		NE		Algorithm converged.	NE	NE
Respiratory, thoracic and mediastinal disorders	Asthma	4-5	112	22.6	0	0.0	125	25.1	1	0.8		*	Quasi-complete separation of data points detected.				*	WARNING: The relative Hessian convergence criterion of 16.316112867 is greater than the limit of 0.0001. The convergence is questionable.			0.00		Algorithm converged.	0.00	NE	0.9999		>999.99		Algorithm converged.	0.00	NE
Respiratory, thoracic and mediastinal disorders	Atelectasis	1-2	187	37.8	0	0.0	187	37.6	0	0.0	NE			NE	NE	NE		NE	NE	NE	NE		NE	NE	NE	NE	NE	NE		NE	NE	NE
Respiratory, thoracic and mediastinal disorders	Atelectasis	3	196	39.6	0	0.0	186	37.3	1	0.5		*	Quasi-complete separation of data points detected.				*	ERROR: Error in computing the link function, its derivatives, or the variance function.			0.00		Algorithm converged.	0.00	NE	1.0000		>999.99		Algorithm converged.	0.00	NE
Respiratory, thoracic and mediastinal disorders	Atelectasis	4-5	112	22.6	1	0.9	125	25.1	0	0.0		*	Quasi-complete separation of data points detected.				*	WARNING: The relative Hessian convergence criterion of 18.712481867 is greater than the limit of 0.0001. The convergence is questionable.			NE		Algorithm converged.	NE	NE	NE		NE		Algorithm converged.	NE	NE
Respiratory, thoracic and mediastinal disorders	Bronchospasm	1-2	187	37.8	0	0.0	187	37.6	0	0.0	NE			NE	NE	NE		NE	NE	NE	NE		NE	NE	NE	NE	NE	NE		NE	NE	NE
Respiratory, thoracic and mediastinal disorders	Bronchospasm	3	196	39.6	1	0.5	186	37.3	0	0.0		*	Quasi-complete separation of data points detected.				*	ERROR: The mean parameter is either invalid or at a limit of its range for some observations.			NE		Algorithm converged.	NE	NE	NE		NE		Algorithm converged.	NE	NE
Respiratory, thoracic and mediastinal disorders	Bronchospasm	4-5	112	22.6	1	0.9	125	25.1	1	0.8	1.12		Convergence criterion (GCONV=1E-8) satisfied.	0.07	18.07	0.001		Algorithm converged.	-0.022	0.024	1.12		Algorithm converged.	0.07	17.63	0.9378		0.90		Algorithm converged.	0.06	14.16
Respiratory, thoracic and mediastinal disorders	Catarrh	1-2	187	37.8	0	0.0	187	37.6	0	0.0	NE			NE	NE	NE		NE	NE	NE	NE		NE	NE	NE	NE	NE	NE		NE	NE	NE
Respiratory, thoracic and mediastinal disorders	Catarrh	3	196	39.6	0	0.0	186	37.3	1	0.5		*	Quasi-complete separation of data points detected.				*	ERROR: Error in computing the link function, its derivatives, or the variance function.			0.00		Algorithm converged.	0.00	NE	1.0000		>999.99		Algorithm converged.	0.00	NE
Respiratory, thoracic and mediastinal disorders	Catarrh	4-5	112	22.6	0	0.0	125	25.1	0	0.0	NE			NE	NE	NE		NE	NE	NE	NE		NE	NE	NE	NE		NE		NE	NE	NE
Respiratory, thoracic and mediastinal disorders	Choking sensation	1-2	187	37.8	0	0.0	187	37.6	0	0.0	NE			NE	NE	NE		NE	NE	NE	NE		NE	NE	NE	NE	NE	NE		NE	NE	NE
Respiratory, thoracic and mediastinal disorders	Choking sensation	3	196	39.6	0	0.0	186	37.3	0	0.0	NE			NE	NE	NE		NE	NE	NE	NE		NE	NE	NE	NE		NE		NE	NE	NE
Respiratory, thoracic and mediastinal disorders	Choking sensation	4-5	112	22.6	1	0.9	125	25.1	0	0.0		*	Quasi-complete separation of data points detected.				*	WARNING: The relative Hessian convergence criterion of 18.712481801 is greater than the limit of 0.0001. The convergence is questionable.			NE		Algorithm converged.	NE	NE	NE		NE		Algorithm converged.	NE	NE
Respiratory, thoracic and mediastinal disorders	Chronic obstructive pulmonary disease	1-2	187	37.8	0	0.0	187	37.6	0	0.0	NE			NE	NE	NE		NE	NE	NE	NE		NE	NE	NE	NE	NE	NE		NE	NE	NE
Respiratory, thoracic and mediastinal disorders	Chronic obstructive pulmonary disease	3	196	39.6	0	0.0	186	37.3	0	0.0	NE			NE	NE	NE		NE	NE	NE	NE		NE	NE	NE	NE		NE		NE	NE	NE
Respiratory, thoracic and mediastinal disorders	Chronic obstructive pulmonary disease	4-5	112	22.6	0	0.0	125	25.1	1	0.8		*	Quasi-complete separation of data points detected.				*	WARNING: The relative Hessian convergence criterion of 16.316112867 is greater than the limit of 0.0001. The convergence is questionable.			0.00		Algorithm converged.	0.00	NE	0.9999		>999.99		Algorithm converged.	0.00	NE
Respiratory, thoracic and mediastinal disorders	Cough	1-2	187	37.8	25	13.4	187	37.6	19	10.2	1.36		Convergence criterion (GCONV=1E-8) satisfied.	0.72	2.57	0.032		Algorithm converged.	-0.033	0.097	1.32		Algorithm converged.	0.75	2.31	0.3377	0.6194	0.76		Algorithm converged.	0.43	1.33
Respiratory, thoracic and mediastinal disorders	Cough	3	196	39.6	24	12.2	186	37.3	25	13.4	0.90		Convergence criterion (GCONV=1E-8) satisfied.	0.49	1.64	-0.012		Algorithm converged.	-0.079	0.055	0.91		Algorithm converged.	0.54	1.54	0.7269		1.10		Algorithm converged.	0.65	1.85
Respiratory, thoracic and mediastinal disorders	Cough	4-5	112	22.6	12	10.7	125	25.1	11	8.8	1.24		Convergence criterion (GCONV=1E-8) satisfied.	0.53	2.94	0.019		Algorithm converged.	-0.057	0.095	1.22		Algorithm converged.	0.56	2.65	0.6197		0.82		Algorithm converged.	0.38	1.79

Respiratory, thoracic and mediastinal disorders	Dry throat	1-2	187	37.8	0	0.0	187	37.6	1	0.5		*	Quasi-complete separation of data points detected.				*	ERROR: Error in computing the link function, its derivatives, or the variance function.			0.00		Algorithm converged.	0.00	NE	0.9999	NE	>999.99		Algorithm converged.	0.00	NE
Respiratory, thoracic and mediastinal disorders	Dry throat	3	196	39.6	0	0.0	186	37.3	0	0.0	NE			NE	NE	NE		NE	NE	NE	NE		NE	NE	NE	NE		NE		NE	NE	NE
Respiratory, thoracic and mediastinal disorders	Dry throat	4-5	112	22.6	0	0.0	125	25.1	0	0.0	NE			NE	NE	NE		NE	NE	NE	NE		NE	NE	NE	NE		NE		NE	NE	NE
Respiratory, thoracic and mediastinal disorders	Dysphonia	1-2	187	37.8	1	0.5	187	37.6	2	1.1	0.50		Convergence criterion (GCONV=1E-8) satisfied.	0.04	5.53	-0.005		Algorithm converged.	-0.023	0.013	0.50		Algorithm converged.	0.05	5.47	0.5700	0.8578	2.00		Algorithm converged.	0.18	21.87
Respiratory, thoracic and mediastinal disorders	Dysphonia	3	196	39.6	2	1.0	186	37.3	3	1.6	0.63		Convergence criterion (GCONV=1E-8) satisfied.	0.10	3.81	-0.006		Algorithm converged.	-0.029	0.017	0.63		Algorithm converged.	0.11	3.74	0.6138		1.58		Algorithm converged.	0.27	9.35
Respiratory, thoracic and mediastinal disorders	Dysphonia	4-5	112	22.6	2	1.8	125	25.1	2	1.6	1.12		Convergence criterion (GCONV=1E-8) satisfied.	0.15	8.07	0.002		Algorithm converged.	-0.031	0.035	1.12		Algorithm converged.	0.16	7.79	0.9118		0.90		Algorithm converged.	0.13	6.26
Respiratory, thoracic and mediastinal disorders	Dyspnoea	1-2	187	37.8	20	10.7	187	37.6	13	7.0	1.60		Convergence criterion (GCONV=1E-8) satisfied.	0.77	3.33	0.037		Algorithm converged.	-0.020	0.095	1.54		Algorithm converged.	0.79	3.00	0.2064	0.6337	0.65		Algorithm converged.	0.33	1.27
Respiratory, thoracic and mediastinal disorders	Dyspnoea	3	196	39.6	15	7.7	186	37.3	14	7.5	1.02		Convergence criterion (GCONV=1E-8) satisfied.	0.48	2.17	0.001		Algorithm converged.	-0.052	0.054	1.02		Algorithm converged.	0.50	2.05	0.9629		0.98		Algorithm converged.	0.49	1.98
Respiratory, thoracic and mediastinal disorders	Dyspnoea	4-5	112	22.6	14	12.5	125	25.1	10	8.0	1.64		Convergence criterion (GCONV=1E-8) satisfied.	0.70	3.86	0.045		Algorithm converged.	-0.033	0.123	1.56		Algorithm converged.	0.72	3.38	0.2562		0.64		Algorithm converged.	0.30	1.38
Respiratory, thoracic and mediastinal disorders	Dyspnoea exertional	1-2	187	37.8	6	3.2	187	37.6	5	2.7	1.21		Convergence criterion (GCONV=1E-8) satisfied.	0.36	4.02	0.005		Algorithm converged.	-0.029	0.040	1.20		Algorithm converged.	0.37	3.86	0.7599	0.4224	0.83		Algorithm converged.	0.26	2.68
Respiratory, thoracic and mediastinal disorders	Dyspnoea exertional	3	196	39.6	1	0.5	186	37.3	3	1.6	0.31		Convergence criterion (GCONV=1E-8) satisfied.	0.03	3.03	-0.011		Algorithm converged.	-0.032	0.010	0.32		Algorithm converged.	0.03	3.01	0.3170		3.16		Algorithm converged.	0.33	30.12
Respiratory, thoracic and mediastinal disorders	Dyspnoea exertional	4-5	112	22.6	2	1.8	125	25.1	1	0.8	2.25		Convergence criterion (GCONV=1E-8) satisfied.	0.20	25.21	0.010		Algorithm converged.	-0.019	0.039	2.23		Algorithm converged.	0.21	24.28	0.5097		0.45		Algorithm converged.	0.04	4.87
Respiratory, thoracic and mediastinal disorders	Epistaxis	1-2	187	37.8	4	2.1	187	37.6	0	0.0		*	Quasi-complete separation of data points detected.				*	WARNING: Negative of Hessian not positive definite.			NE		Algorithm converged.	NE	NE	NE	0.1300	NE		Algorithm converged.	NE	NE
Respiratory, thoracic and mediastinal disorders	Epistaxis	3	196	39.6	3	1.5	186	37.3	2	1.1	1.43		Convergence criterion (GCONV=1E-8) satisfied.	0.24	8.65	0.005		Algorithm converged.	-0.018	0.027	1.42		Algorithm converged.	0.24	8.42	0.6971		0.70		Algorithm converged.	0.12	4.16
Respiratory, thoracic and mediastinal disorders	Epistaxis	4-5	112	22.6	4	3.6	125	25.1	4	3.2	1.12		Convergence criterion (GCONV=1E-8) satisfied.	0.27	4.59	0.004		Algorithm converged.	-0.042	0.050	1.12		Algorithm converged.	0.29	4.36	0.8745		0.90		Algorithm converged.	0.23	3.50
Respiratory, thoracic and mediastinal disorders	Hiccups	1-2	187	37.8	3	1.6	187	37.6	4	2.1	0.75		Convergence criterion (GCONV=1E-8) satisfied.	0.16	3.38	-0.005		Algorithm converged.	-0.033	0.022	0.75		Algorithm converged.	0.17	3.31	0.7038	0.7359	1.33		Algorithm converged.	0.30	5.88
Respiratory, thoracic and mediastinal disorders	Hiccups	3	196	39.6	2	1.0	186	37.3	3	1.6	0.63		Convergence criterion (GCONV=1E-8) satisfied.	0.10	3.81	-0.006		Algorithm converged.	-0.029	0.017	0.63		Algorithm converged.	0.11	3.74	0.6138		1.58		Algorithm converged.	0.27	9.35
Respiratory, thoracic and mediastinal disorders	Hiccups	4-5	112	22.6	1	0.9	125	25.1	4	3.2	0.27		Convergence criterion (GCONV=1E-8) satisfied.	0.03	2.48	-0.023		Algorithm converged.	-0.059	0.012	0.28		Algorithm converged.	0.03	2.46	0.2503		3.58		Algorithm converged.	0.41	31.59
Respiratory, thoracic and mediastinal disorders	Hydrothorax	1-2	187	37.8	0	0.0	187	37.6	0	0.0	NE			NE	NE	NE		NE	NE	NE	NE		NE	NE	NE	NE	NE	NE		NE	NE	NE
Respiratory, thoracic and mediastinal disorders	Hydrothorax	3	196	39.6	0	0.0	186	37.3	0	0.0	NE			NE	NE	NE		NE	NE	NE	NE		NE	NE	NE	NE		NE		NE	NE	NE
Respiratory, thoracic and mediastinal disorders	Hydrothorax	4-5	112	22.6	1	0.9	125	25.1	0	0.0		*	Quasi-complete separation of data points detected.				*	WARNING: The relative Hessian convergence criterion of 18.712481867 is greater than the limit of 0.0001. The convergence is questionable.			NE		Algorithm converged.	NE	NE	NE		NE		Algorithm converged.	NE	NE
Respiratory, thoracic and mediastinal disorders	Hypoxia	1-2	187	37.8	3	1.6	187	37.6	0	0.0		*	Quasi-complete separation of data points detected.				*	ERROR: The mean parameter is either invalid or at a limit of its range for some observations.			NE		Algorithm converged.	NE	NE	NE	0.1906	NE		Algorithm converged.	NE	NE
Respiratory, thoracic and mediastinal disorders	Hypoxia	3	196	39.6	4	2.0	186	37.3	3	1.6	1.27		Convergence criterion (GCONV=1E-8) satisfied.	0.28	5.76	0.004		Algorithm converged.	-0.023	0.031	1.27		Algorithm converged.	0.29	5.58	0.7559		0.79		Algorithm converged.	0.18	3.48
Respiratory, thoracic and mediastinal disorders	Hypoxia	4-5	112	22.6	5	4.5	125	25.1	1	0.8	5.79		Convergence criterion (GCONV=1E-8) satisfied.	0.67	50.37	0.037		Algorithm converged.	-0.005	0.078	5.58		Algorithm converged.	0.66	47.04	0.1140		0.18		Algorithm converged.	0.02	1.51
Respiratory, thoracic and mediastinal disorders	Interstitial lung disease	1-2	187	37.8	1	0.5	187	37.6	1	0.5	1.00		Convergence criterion (GCONV=1E-8) satisfied.	0.06	16.11	0.000		Algorithm converged.	-0.015	0.015	1.00		Algorithm converged.	0.06	15.87	1.0000	0.9226	1.00		Algorithm converged.	0.06	15.87
Respiratory, thoracic and mediastinal disorders	Interstitial lung disease	3	196	39.6	1	0.5	186	37.3	2	1.1	0.47		Convergence criterion (GCONV=1E-8) satisfied.	0.04	5.25	-0.006		Algorithm converged.	-0.024	0.012	0.47		Algorithm converged.	0.04	5.19	0.5413		2.11		Algorithm converged.	0.19	23.05
Respiratory, thoracic and mediastinal disorders	Interstitial lung disease	4-5	112	22.6	0	0.0	125	25.1	0	0.0	NE			NE	NE	NE		NE	NE	NE	NE		NE	NE	NE	NE		NE		NE	NE	NE
Respiratory, thoracic and mediastinal disorders	Laryngeal obstruction	1-2	187	37.8	0	0.0	187	37.6	0	0.0	NE			NE	NE	NE		NE	NE	NE	NE		NE	NE	NE	NE	NE	NE		NE	NE	NE
Respiratory, thoracic and mediastinal disorders	Laryngeal obstruction	3	196	39.6	0	0.0	186	37.3	0	0.0	NE			NE	NE	NE		NE	NE	NE	NE		NE	NE	NE	NE		NE		NE	NE	NE
Respiratory, thoracic and mediastinal disorders	Laryngeal obstruction	4-5	112	22.6	1	0.9	125	25.1	0	0.0		*	Quasi-complete separation of data points detected.				*	WARNING: The relative Hessian convergence criterion of 18.712481934 is greater than the limit of 0.0001. The convergence is questionable.			NE		Algorithm converged.	NE	NE	NE		NE		Algorithm converged.	NE	NE
Respiratory, thoracic and mediastinal disorders	Laryngeal oedema	1-2	187	37.8	0	0.0	187	37.6	1	0.5		*	Quasi-complete separation of data points detected.				*	ERROR: Error in computing the link function, its derivatives, or the variance function.			0.00		Algorithm converged.	0.00	NE	0.9999	NE	>999.99		Algorithm converged.	0.00	NE
Respiratory, thoracic and mediastinal disorders	Laryngeal oedema	3	196	39.6	0	0.0	186	37.3	0	0.0	NE			NE	NE	NE		NE	NE	NE	NE		NE	NE	NE	NE		NE		NE	NE	NE
Respiratory, thoracic and mediastinal disorders	Laryngeal oedema	4-5	112	22.6	0	0.0	125	25.1	0	0.0	NE			NE	NE	NE		NE	NE	NE	NE		NE	NE	NE	NE		NE		NE	NE	NE
Respiratory, thoracic and mediastinal disorders	Lower respiratory tract congestion	1-2	187	37.8	1	0.5	187	37.6	0	0.0		*	Quasi-complete separation of data points detected.				*	WARNING: Negative of Hessian not positive definite.			NE		Algorithm converged.	NE	NE	NE	NE	NE		Algorithm converged.	NE	NE
Respiratory, thoracic and mediastinal disorders	Lower respiratory tract congestion	3	196	39.6	0	0.0	186	37.3	0	0.0	NE			NE	NE	NE		NE	NE	NE	NE		NE	NE	NE	NE		NE		NE	NE	NE
Respiratory, thoracic and mediastinal disorders	Lower respiratory tract congestion	4-5	112	22.6	1	0.9	125	25.1	0	0.0		*	Quasi-complete separation of data points detected.				*	WARNING: The relative Hessian convergence criterion of 18.712481867 is greater than the limit of 0.0001. The convergence is questionable.			NE		Algorithm converged.	NE	NE	NE		NE		Algorithm converged.	NE	NE
Respiratory, thoracic and mediastinal disorders	Lung cyst	1-2	187	37.8	0	0.0	187	37.6	0	0.0	NE			NE	NE	NE		NE	NE	NE	NE		NE	NE	NE	NE	NE	NE		NE	NE	NE
Respiratory, thoracic and mediastinal disorders	Lung cyst	3	196	39.6	1	0.5	186	37.3	0	0.0		*	Quasi-complete separation of data points detected.				*	ERROR: The mean parameter is either invalid or at a limit of its range for some observations.			NE		Algorithm converged.	NE	NE	NE		NE		Algorithm converged.	NE	NE
Respiratory, thoracic and mediastinal disorders	Lung cyst	4-5	112	22.6	0	0.0	125	25.1	0	0.0	NE			NE	NE	NE		NE	NE	NE	NE		NE	NE	NE	NE		NE		NE	NE	NE
Respiratory, thoracic and mediastinal disorders	Lung disorder	1-2	187	37.8	1	0.5	187	37.6	0	0.0		*	Quasi-complete separation of data points detected.				*	ERROR: The mean parameter is either invalid or at a limit of its range for some observations.			NE		Algorithm converged.	NE	NE	NE	NE	NE		Algorithm converged.	NE	NE
Respiratory, thoracic and mediastinal disorders	Lung disorder	3	196	39.6	0	0.0	186	37.3	0	0.0	NE			NE	NE	NE		NE	NE	NE	NE		NE	NE	NE	NE		NE		NE	NE	NE
Respiratory, thoracic and mediastinal disorders	Lung disorder	4-5	112	22.6	0	0.0	125	25.1	1	0.8		*	Quasi-complete separation of data points detected.				*	WARNING: The relative Hessian convergence criterion of 16.316112867 is greater than the limit of 0.0001. The convergence is questionable.			0.00		Algorithm converged.	0.00	NE	0.9999		>999.99		Algorithm converged.	0.00	NE
Respiratory, thoracic and mediastinal disorders	Lung infiltration	1-2	187	37.8	0	0.0	187	37.6	0	0.0	NE			NE	NE	NE		NE	NE	NE	NE		NE	NE	NE	NE	NE	NE		NE	NE	NE
Respiratory, thoracic and mediastinal disorders	Lung infiltration	3	196	39.6	0	0.0	186	37.3	0	0.0	NE			NE	NE	NE		NE	NE	NE	NE		NE	NE	NE	NE		NE		NE	NE	NE
Respiratory, thoracic and mediastinal disorders	Lung infiltration	4-5	112	22.6	1	0.9	125	25.1	0	0.0		*	Quasi-complete separation of data points detected.				*	ERROR: Error in computing the link function, its derivatives, or the variance function.			NE		Algorithm converged.	NE	NE	NE		NE		Algorithm converged.	NE	NE
Respiratory, thoracic and mediastinal disorders	Lung opacity	1-2	187	37.8	0	0.0	187	37.6	0	0.0	NE			NE	NE	NE		NE	NE	NE	NE		NE	NE	NE	NE	NE	NE		NE	NE	NE
Respiratory, thoracic and mediastinal disorders	Lung opacity	3	196	39.6	0	0.0	186	37.3	0	0.0	NE			NE	NE	NE		NE	NE	NE	NE		NE	NE	NE	NE		NE		NE	NE	NE
Respiratory, thoracic and mediastinal disorders	Lung opacity	4-5	112	22.6	0	0.0	125	25.1	1	0.8		*	Quasi-complete separation of data points detected.				*	WARNING: The relative Hessian convergence criterion of 16.316112867 is greater than the limit of 0.0001. The convergence is questionable.			0.00		Algorithm converged.	0.00	NE	0.9999		>999.99		Algorithm converged.	0.00	NE
Respiratory, thoracic and mediastinal disorders	Nasal congestion	1-2	187	37.8	4	2.1	187	37.6	3	1.6	1.34		Convergence criterion (GCONV=1E-8) satisfied.	0.30	6.07	0.005		Algorithm converged.	-0.022	0.033	1.33		Algorithm converged.	0.30	5.88	0.7038	0.7281	0.75		Algorithm converged.	0.17	3.31
Respiratory, thoracic and mediastinal disorders	Nasal congestion	3	196	39.6	9	4.6	186	37.3	5	2.7	1.74		Convergence criterion (GCONV=1E-8) satisfied.	0.57	5.30	0.019		Algorithm converged.	-0.018	0.056	1.71		Algorithm converged.	0.58	5.00	0.3288		0.59		Algorithm converged.	0.20	1.71
Respiratory, thoracic and mediastinal disorders	Nasal congestion	4-5	112	22.6	2	1.8	125	25.1	3	2.4	0.74		Convergence criterion (GCONV=1E-8) satisfied.	0.12	4.51	-0.006		Algorithm converged.	-0.042	0.030	0.74		Algorithm converged.	0.13	4.37	0.7435		1.34		Algorithm converged.	0.23	7.90
Respiratory, thoracic and mediastinal disorders	Nasal discomfort	1-2	187	37.8	0	0.0	187	37.6	0	0.0	NE			NE	NE	NE		NE	NE	NE	NE		NE	NE	NE	NE	NE	NE		NE	NE	NE
Respiratory, thoracic and mediastinal disorders	Nasal discomfort	3	196	39.6	0	0.0	186	37.3	0	0.0	NE			NE	NE	NE		NE	NE	NE	NE		NE	NE	NE	NE		NE		NE	NE	NE
Respiratory, thoracic and mediastinal disorders	Nasal discomfort	4-5	112	22.6	1	0.9	125	25.1	0	0.0		*	Quasi-complete separation of data points detected.				*	WARNING: The relative Hessian convergence criterion of 18.712481934 is greater than the limit of 0.0001. The convergence is questionable.			NE		Algorithm converged.	NE	NE	NE		NE		Algorithm converged.	NE	NE
Respiratory, thoracic and mediastinal disorders	Nasal dryness	1-2	187	37.8	0	0.0	187	37.6	1	0.5		*	Quasi-complete separation of data points detected.				*	ERROR: Error in computing the link function, its derivatives, or the variance function.			0.00		Algorithm converged.	0.00	NE	0.9999	NE	>999.99		Algorithm converged.	0.00	NE
Respiratory, thoracic and mediastinal disorders	Nasal dryness	3	196	39.6	0	0.0	186	37.3	2	1.1		*	Quasi-complete separation of data points detected.				*	ERROR: Error in computing the link function, its derivatives, or the variance function.			0.00		Algorithm converged.	0.00	NE	0.9999		>999.99		Algorithm converged.	0.00	NE
Respiratory, thoracic and mediastinal disorders	Nasal dryness	4-5	112	22.6	0	0.0	125	25.1	0	0.0	NE			NE	NE	NE		NE	NE	NE	NE		NE	NE	NE	NE		NE		NE	NE	NE
Respiratory, thoracic and mediastinal disorders	Nasal mucosal disorder	1-2	187	37.8	1	0.5	187	37.6	0	0.0		*	Quasi-complete separation of data points detected.				*	ERROR: The mean parameter is either invalid or at a limit of its range for some observations.			NE		Algorithm converged.	NE	NE	NE	NE	NE		Algorithm converged.	NE	NE
Respiratory, thoracic and mediastinal disorders	Nasal mucosal disorder	3	196	39.6	0	0.0	186	37.3	0	0.0	NE			NE	NE	NE		NE	NE	NE	NE		NE	NE	NE	NE		NE		NE	NE	NE
Respiratory, thoracic and mediastinal disorders	Nasal mucosal disorder	4-5	112	22.6	0	0.0	125	25.1	0	0.0	NE			NE	NE	NE		NE	NE	NE	NE		NE	NE	NE	NE		NE		NE	NE	NE
Respiratory, thoracic and mediastinal disorders	Nasal mucosal hypertrophy	1-2	187	37.8	1	0.5	187	37.6	0	0.0		*	Quasi-complete separation of data points detected.				*	ERROR: The mean parameter is either invalid or at a limit of its range for some observations.			NE		Algorithm converged.	NE	NE	NE	NE	NE		Algorithm converged.	NE	NE
Respiratory, thoracic and mediastinal disorders	Nasal mucosal hypertrophy	3	196	39.6	0	0.0	186	37.3	0	0.0	NE			NE	NE	NE		NE	NE	NE	NE		NE	NE	NE	NE		NE		NE	NE	NE
Respiratory, thoracic and mediastinal disorders	Nasal mucosal hypertrophy	4-5	112	22.6	0	0.0	125	25.1	0	0.0	NE			NE	NE	NE		NE	NE	NE	NE		NE	NE	NE	NE		NE		NE	NE	NE
Respiratory, thoracic and mediastinal disorders	Nasal obstruction	1-2	187	37.8	0	0.0	187	37.6	0	0.0	NE			NE	NE	NE		NE	NE	NE	NE		NE	NE	NE	NE	NE	NE		NE	NE	NE
Respiratory, thoracic and mediastinal disorders	Nasal obstruction	3	196	39.6	1	0.5	186	37.3	0	0.0		*	Quasi-complete separation of data points detected.				*	ERROR: The mean parameter is either invalid or at a limit of its range for some observations.			NE		Algorithm converged.	NE	NE	NE		NE		Algorithm converged.	NE	NE
Respiratory, thoracic and mediastinal disorders	Nasal obstruction	4-5	112	22.6	0	0.0	125	25.1	0	0.0	NE			NE	NE	NE		NE	NE	NE	NE		NE	NE	NE	NE		NE		NE	NE	NE
Respiratory, thoracic and mediastinal disorders	Oropharyngeal discomfort	1-2	187	37.8	2	1.1	187	37.6	0	0.0		*	Quasi-complete separation of data points detected.				*	WARNING: Negative of Hessian not positive definite.			NE		Algorithm converged.	NE	NE	NE	0.5459	NE		Algorithm converged.	NE	NE
Respiratory, thoracic and mediastinal disorders	Oropharyngeal discomfort	3	196	39.6	5	2.6	186	37.3	2	1.1	2.41		Convergence criterion (GCONV=1E-8) satisfied.	0.46	12.57	0.015		Algorithm converged.	-0.012	0.041	2.37		Algorithm converged.	0.47	12.08	0.2982		0.42		Algorithm converged.	0.08	2.15
Respiratory, thoracic and mediastinal disorders	Oropharyngeal discomfort	4-5	112	22.6	0	0.0	125	25.1	0	0.0	NE			NE	NE	NE		NE	NE	NE	NE		NE	NE	NE	NE		NE		NE	NE	NE
Respiratory, thoracic and mediastinal disorders	Oropharyngeal pain	1-2	187	37.8	14	7.5	187	37.6	13	7.0	1.08		Convergence criterion (GCONV=1E-8) satisfied.	0.49	2.37	0.005		Algorithm converged.	-0.047	0.058	1.08		Algorithm converged.	0.52	2.23	0.8417	0.3549	0.93		Algorithm converged.	0.45	1.92
Respiratory, thoracic and mediastinal disorders	Oropharyngeal pain	3	196	39.6	4	2.0	186	37.3	9	4.8	0.41		Convergence criterion (GCONV=1E-8) satisfied.	0.12	1.35	-0.028		Algorithm converged.	-0.065	0.009	0.42		Algorithm converged.	0.13	1.35	0.1449		2.37		Algorithm converged.	0.74	7.57
Respiratory, thoracic and mediastinal disorders	Oropharyngeal pain	4-5	112	22.6	4	3.6	125	25.1	4	3.2	1.12		Convergence criterion (GCONV=1E-8) satisfied.	0.27	4.59	0.004		Algorithm converged.	-0.042	0.050	1.12		Algorithm converged.	0.29	4.36	0.8745		0.90		Algorithm converged.	0.23	3.50
Respiratory, thoracic and mediastinal disorders	Orthopnoea	1-2	187	37.8	1	0.5	187	37.6	0	0.0		*	Quasi-complete separation of data points detected.				*	WARNING: Negative of Hessian not positive definite.			NE		Algorithm converged.	NE	NE	NE	NE	NE		Algorithm converged.	NE	NE
Respiratory, thoracic and mediastinal disorders	Orthopnoea	3	196	39.6	0	0.0	186	37.3	0	0.0	NE			NE	NE	NE		NE	NE	NE	NE		NE	NE	NE	NE		NE		NE	NE	NE
Respiratory, thoracic and mediastinal disorders	Orthopnoea	4-5	112	22.6	0	0.0	125	25.1	0	0.0	NE			NE	NE	NE		NE	NE	NE	NE		NE	NE	NE	NE		NE		NE	NE	NE
Respiratory, thoracic and mediastinal disorders	Paranasal sinus hypersecretion	1-2	187	37.8	0	0.0	187	37.6	0	0.0	NE			NE	NE	NE		NE	NE	NE	NE		NE	NE	NE	NE	NE	NE		NE	NE	NE
Respiratory, thoracic and mediastinal disorders	Paranasal sinus hypersecretion	3	196	39.6	1	0.5	186	37.3	0	0.0		*	Quasi-complete separation of data points detected.				*	ERROR: The mean parameter is either invalid or at a limit of its range for some observations.			NE		Algorithm converged.	NE	NE	NE		NE		Algorithm converged.	NE	NE
Respiratory, thoracic and mediastinal disorders	Paranasal sinus hypersecretion	4-5	112	22.6	0	0.0	125	25.1	0	0.0	NE			NE	NE	NE		NE	NE	NE	NE		NE	NE	NE	NE		NE		NE	NE	NE
Respiratory, thoracic and mediastinal disorders	Pharyngeal erythema	1-2	187	37.8	1	0.5	187	37.6	0	0.0		*	Quasi-complete separation of data points detected.				*	ERROR: The mean parameter is either invalid or at a limit of its range for some observations.			NE		Algorithm converged.	NE	NE	NE	NE	NE		Algorithm converged.	NE	NE
Respiratory, thoracic and mediastinal disorders	Pharyngeal erythema	3	196	39.6	0	0.0	186	37.3	0	0.0	NE			NE	NE	NE		NE	NE	NE	NE		NE	NE	NE	NE		NE		NE	NE	NE
Respiratory, thoracic and mediastinal disorders	Pharyngeal erythema	4-5	112	22.6	0	0.0	125	25.1	0	0.0	NE			NE	NE	NE		NE	NE	NE	NE		NE	NE	NE	NE		NE		NE	NE	NE
Respiratory, thoracic and mediastinal disorders	Pharyngeal inflammation	1-2	187	37.8	0	0.0	187	37.6	1	0.5		*	Quasi-complete separation of data points detected.				*	ERROR: Error in computing the link function, its derivatives, or the variance function.			0.00		Algorithm converged.	0.00	NE	0.9999	NE	>999.99		Algorithm converged.	0.00	NE
Respiratory, thoracic and mediastinal disorders	Pharyngeal inflammation	3	196	39.6	0	0.0	186	37.3	0	0.0	NE			NE	NE	NE		NE	NE	NE	NE		NE	NE	NE	NE		NE		NE	NE	NE
Respiratory, thoracic and mediastinal disorders	Pharyngeal inflammation	4-5	112	22.6	0	0.0	125	25.1	0	0.0	NE			NE	NE	NE		NE	NE	NE	NE		NE	NE	NE	NE		NE		NE	NE	NE
Respiratory, thoracic and mediastinal disorders	Pharyngeal oedema	1-2	187	37.8	0	0.0	187	37.6	0	0.0	NE			NE	NE	NE		NE	NE	NE	NE		NE	NE	NE	NE	NE	NE		NE	NE	NE
Respiratory, thoracic and mediastinal disorders	Pharyngeal oedema	3	196	39.6	0	0.0	186	37.3	1	0.5		*	Quasi-complete separation of data points detected.				*	ERROR: Error in computing the link function, its derivatives, or the variance function.			0.00		Algorithm converged.	0.00	NE	1.0000		>999.99		Algorithm converged.	0.00	NE
Respiratory, thoracic and mediastinal disorders	Pharyngeal oedema	4-5	112	22.6	0	0.0	125	25.1	0	0.0	NE			NE	NE	NE		NE	NE	NE	NE		NE	NE	NE	NE		NE		NE	NE	NE
Respiratory, thoracic and mediastinal disorders	Pharyngeal paraesthesia	1-2	187	37.8	0	0.0	187	37.6	1	0.5		*	Quasi-complete separation of data points detected.				*	ERROR: Error in computing the link function, its derivatives, or the variance function.			0.00		Algorithm converged.	0.00	NE	0.9999	NE	>999.99		Algorithm converged.	0.00	NE
Respiratory, thoracic and mediastinal disorders	Pharyngeal paraesthesia	3	196	39.6	1	0.5	186	37.3	0	0.0		*	Quasi-complete separation of data points detected.				*	ERROR: The mean parameter is either invalid or at a limit of its range for some observations.			NE		Algorithm converged.	NE	NE	NE		NE		Algorithm converged.	NE	NE
Respiratory, thoracic and mediastinal disorders	Pharyngeal paraesthesia	4-5	112	22.6	0	0.0	125	25.1	0	0.0	NE			NE	NE	NE		NE	NE	NE	NE		NE	NE	NE	NE		NE		NE	NE	NE
Respiratory, thoracic and mediastinal disorders	Pharyngeal swelling	1-2	187	37.8	1	0.5	187	37.6	1	0.5	1.00		Convergence criterion (GCONV=1E-8) satisfied.	0.06	16.11	0.000		Algorithm converged.	-0.015	0.015	1.00		Algorithm converged.	0.06	15.87	1.0000	NE	1.00		Algorithm converged.	0.06	15.87
Respiratory, thoracic and mediastinal disorders	Pharyngeal swelling	3	196	39.6	0	0.0	186	37.3	0	0.0	NE			NE	NE	NE		NE	NE	NE	NE		NE	NE	NE	NE		NE		NE	NE	NE
Respiratory, thoracic and mediastinal disorders	Pharyngeal swelling	4-5	112	22.6	0	0.0	125	25.1	0	0.0	NE			NE	NE	NE		NE	NE	NE	NE		NE	NE	NE	NE		NE		NE	NE	NE
Respiratory, thoracic and mediastinal disorders	Pleural effusion	1-2	187	37.8	0	0.0	187	37.6	1	0.5		*	Quasi-complete separation of data points detected.				*	ERROR: Error in computing the link function, its derivatives, or the variance function.			0.00		Algorithm converged.	0.00	NE	0.9999	0.1272	>999.99		Algorithm converged.	0.00	NE
Respiratory, thoracic and mediastinal disorders	Pleural effusion	3	196	39.6	4	2.0	186	37.3	3	1.6	1.27		Convergence criterion (GCONV=1E-8) satisfied.	0.28	5.76	0.004		Algorithm converged.	-0.023	0.031	1.27		Algorithm converged.	0.29	5.58	0.7559		0.79		Algorithm converged.	0.18	3.48
Respiratory, thoracic and mediastinal disorders	Pleural effusion	4-5	112	22.6	2	1.8	125	25.1	0	0.0		*	Quasi-complete separation of data points detected.				*	ERROR: The mean parameter is either invalid or at a limit of its range for some observations.			NE		Algorithm converged.	NE	NE	NE		NE		Algorithm converged.	NE	NE
Respiratory, thoracic and mediastinal disorders	Pleural thickening	1-2	187	37.8	0	0.0	187	37.6	0	0.0	NE			NE	NE	NE		NE	NE	NE	NE		NE	NE	NE	NE	NE	NE		NE	NE	NE
Respiratory, thoracic and mediastinal disorders	Pleural thickening	3	196	39.6	1	0.5	186	37.3	0	0.0		*	Quasi-complete separation of data points detected.				*	ERROR: The mean parameter is either invalid or at a limit of its range for some observations.			NE		Algorithm converged.	NE	NE	NE		NE		Algorithm converged.	NE	NE
Respiratory, thoracic and mediastinal disorders	Pleural thickening	4-5	112	22.6	0	0.0	125	25.1	0	0.0	NE			NE	NE	NE		NE	NE	NE	NE		NE	NE	NE	NE		NE		NE	NE	NE
Respiratory, thoracic and mediastinal disorders	Pleuritic pain	1-2	187	37.8	1	0.5	187	37.6	0	0.0		*	Quasi-complete separation of data points detected.				*	ERROR: The mean parameter is either invalid or at a limit of its range for some observations.			NE		Algorithm converged.	NE	NE	NE	NE	NE		Algorithm converged.	NE	NE
Respiratory, thoracic and mediastinal disorders	Pleuritic pain	3	196	39.6	0	0.0	186	37.3	0	0.0	NE			NE	NE	NE		NE	NE	NE	NE		NE	NE	NE	NE		NE		NE	NE	NE
Respiratory, thoracic and mediastinal disorders	Pleuritic pain	4-5	112	22.6	0	0.0	125	25.1	0	0.0	NE			NE	NE	NE		NE	NE	NE	NE		NE	NE	NE	NE		NE		NE	NE	NE
Respiratory, thoracic and mediastinal disorders	Pneumomediastinum	1-2	187	37.8	0	0.0	187	37.6	0	0.0	NE			NE	NE	NE		NE	NE	NE	NE		NE	NE	NE	NE	NE	NE		NE	NE	NE
Respiratory, thoracic and mediastinal disorders	Pneumomediastinum	3	196	39.6	1	0.5	186	37.3	0	0.0		*	Quasi-complete separation of data points detected.				*	ERROR: The mean parameter is either invalid or at a limit of its range for some observations.			NE		Algorithm converged.	NE	NE	NE		NE		Algorithm converged.	NE	NE

Respiratory, thoracic and mediastinal disorders	Pneumomediastinum	4-5	112	22.6	0	0.0	125	25.1	0	0.0	NE			NE	NE	NE		NE	NE	NE	NE		NE	NE	NE	NE		NE		NE	NE	NE
Respiratory, thoracic and mediastinal disorders	Pneumonitis	1-2	187	37.8	3	1.6	187	37.6	4	2.1	0.75		Convergence criterion (GCONV=1E-8) satisfied.	0.16	3.38	-0.005		Algorithm converged.	-0.033	0.022	0.75		Algorithm converged.	0.17	3.31	0.7038	0.2158	1.33		Algorithm converged.	0.30	5.88
Respiratory, thoracic and mediastinal disorders	Pneumonitis	3	196	39.6	2	1.0	186	37.3	0	0.0		*	Quasi-complete separation of data points detected.				*	ERROR: The mean parameter is either invalid or at a limit of its range for some observations.			NE		Algorithm converged.	NE	NE	NE		NE		Algorithm converged.	NE	NE
Respiratory, thoracic and mediastinal disorders	Pneumonitis	4-5	112	22.6	1	0.9	125	25.1	2	1.6	0.55		Convergence criterion (GCONV=1E-8) satisfied.	0.05	6.19	-0.007		Algorithm converged.	-0.035	0.021	0.56		Algorithm converged.	0.05	6.07	0.6319		1.79		Algorithm converged.	0.16	19.50
Respiratory, thoracic and mediastinal disorders	Pneumothorax	1-2	187	37.8	0	0.0	187	37.6	0	0.0	NE			NE	NE	NE		NE	NE	NE	NE		NE	NE	NE	NE	NE	NE		NE	NE	NE
Respiratory, thoracic and mediastinal disorders	Pneumothorax	3	196	39.6	0	0.0	186	37.3	0	0.0	NE			NE	NE	NE		NE	NE	NE	NE		NE	NE	NE	NE		NE		NE	NE	NE
Respiratory, thoracic and mediastinal disorders	Pneumothorax	4-5	112	22.6	0	0.0	125	25.1	1	0.8		*	Quasi-complete separation of data points detected.				*	WARNING: The relative Hessian convergence criterion of 16.316112867 is greater than the limit of 0.0001. The convergence is questionable.			0.00		Algorithm converged.	0.00	NE	0.9999		>999.99		Algorithm converged.	0.00	NE
Respiratory, thoracic and mediastinal disorders	Productive cough	1-2	187	37.8	6	3.2	187	37.6	2	1.1	3.07		Convergence criterion (GCONV=1E-8) satisfied.	0.61	15.39	0.021		Algorithm converged.	-0.008	0.051	3.00		Algorithm converged.	0.61	14.67	0.1750	0.1027	0.33		Algorithm converged.	0.07	1.63
Respiratory, thoracic and mediastinal disorders	Productive cough	3	196	39.6	2	1.0	186	37.3	5	2.7	0.37		Convergence criterion (GCONV=1E-8) satisfied.	0.07	1.95	-0.017		Algorithm converged.	-0.044	0.010	0.38		Algorithm converged.	0.07	1.93	0.2434		2.63		Algorithm converged.	0.52	13.41
Respiratory, thoracic and mediastinal disorders	Productive cough	4-5	112	22.6	2	1.8	125	25.1	5	4.0	0.44		Convergence criterion (GCONV=1E-8) satisfied.	0.08	2.30	-0.022		Algorithm converged.	-0.064	0.020	0.45		Algorithm converged.	0.09	2.26	0.3292		2.24		Algorithm converged.	0.44	11.32
Respiratory, thoracic and mediastinal disorders	Pulmonary embolism	1-2	187	37.8	1	0.5	187	37.6	1	0.5	1.00		Convergence criterion (GCONV=1E-8) satisfied.	0.06	16.11	0.000		Algorithm converged.	-0.015	0.015	1.00		Algorithm converged.	0.06	15.87	1.0000	0.0615	1.00		Algorithm converged.	0.06	15.87
Respiratory, thoracic and mediastinal disorders	Pulmonary embolism	3	196	39.6	1	0.5	186	37.3	3	1.6	0.31		Convergence criterion (GCONV=1E-8) satisfied.	0.03	3.03	-0.011		Algorithm converged.	-0.032	0.010	0.32		Algorithm converged.	0.03	3.01	0.3170		3.16		Algorithm converged.	0.33	30.12
Respiratory, thoracic and mediastinal disorders	Pulmonary embolism	4-5	112	22.6	3	2.7	125	25.1	0	0.0		*	Quasi-complete separation of data points detected.				*	WARNING: Negative of Hessian not positive definite.			NE		Algorithm converged.	NE	NE	NE		NE		Algorithm converged.	NE	NE
Respiratory, thoracic and mediastinal disorders	Pulmonary fibrosis	1-2	187	37.8	0	0.0	187	37.6	0	0.0	NE			NE	NE	NE		NE	NE	NE	NE		NE	NE	NE	NE	NE	NE		NE	NE	NE
Respiratory, thoracic and mediastinal disorders	Pulmonary fibrosis	3	196	39.6	0	0.0	186	37.3	1	0.5		*	Quasi-complete separation of data points detected.				*	ERROR: Error in computing the link function, its derivatives, or the variance function.			0.00		Algorithm converged.	0.00	NE	1.0000		>999.99		Algorithm converged.	0.00	NE
Respiratory, thoracic and mediastinal disorders	Pulmonary fibrosis	4-5	112	22.6	0	0.0	125	25.1	0	0.0	NE			NE	NE	NE		NE	NE	NE	NE		NE	NE	NE	NE		NE		NE	NE	NE
Respiratory, thoracic and mediastinal disorders	Pulmonary oedema	1-2	187	37.8	2	1.1	187	37.6	1	0.5	2.01		Convergence criterion (GCONV=1E-8) satisfied.	0.18	22.37	0.005		Algorithm converged.	-0.013	0.023	2.00		Algorithm converged.	0.18	21.87	0.5700	NE	0.50		Algorithm converged.	0.05	5.47
Respiratory, thoracic and mediastinal disorders	Pulmonary oedema	3	196	39.6	0	0.0	186	37.3	0	0.0	NE			NE	NE	NE		NE	NE	NE	NE		NE	NE	NE	NE		NE		NE	NE	NE
Respiratory, thoracic and mediastinal disorders	Pulmonary oedema	4-5	112	22.6	1	0.9	125	25.1	0	0.0		*	Quasi-complete separation of data points detected.				*	WARNING: The relative Hessian convergence criterion of 18.712481801 is greater than the limit of 0.0001. The convergence is questionable.			NE		Algorithm converged.	NE	NE	NE		NE		Algorithm converged.	NE	NE
Respiratory, thoracic and mediastinal disorders	Pulmonary pain	1-2	187	37.8	1	0.5	187	37.6	0	0.0		*	Quasi-complete separation of data points detected.				*	WARNING: Negative of Hessian not positive definite.			NE		Algorithm converged.	NE	NE	NE	NE	NE		Algorithm converged.	NE	NE
Respiratory, thoracic and mediastinal disorders	Pulmonary pain	3	196	39.6	0	0.0	186	37.3	0	0.0	NE			NE	NE	NE		NE	NE	NE	NE		NE	NE	NE	NE		NE		NE	NE	NE
Respiratory, thoracic and mediastinal disorders	Pulmonary pain	4-5	112	22.6	0	0.0	125	25.1	0	0.0	NE			NE	NE	NE		NE	NE	NE	NE		NE	NE	NE	NE		NE		NE	NE	NE
Respiratory, thoracic and mediastinal disorders	Respiratory failure	1-2	187	37.8	1	0.5	187	37.6	0	0.0		*	Quasi-complete separation of data points detected.				*	ERROR: The mean parameter is either invalid or at a limit of its range for some observations.			NE		Algorithm converged.	NE	NE	NE	0.3982	NE		Algorithm converged.	NE	NE
Respiratory, thoracic and mediastinal disorders	Respiratory failure	3	196	39.6	1	0.5	186	37.3	1	0.5	0.95		Convergence criterion (GCONV=1E-8) satisfied.	0.06	15.28	0.000		Algorithm converged.	-0.015	0.014	0.95		Algorithm converged.	0.06	15.06	0.9704		1.05		Algorithm converged.	0.07	16.72
Respiratory, thoracic and mediastinal disorders	Respiratory failure	4-5	112	22.6	1	0.9	125	25.1	0	0.0		*	Quasi-complete separation of data points detected.				*	WARNING: The relative Hessian convergence criterion of 18.712482 is greater than the limit of 0.0001. The convergence is questionable.			NE		Algorithm converged.	NE	NE	NE		NE		Algorithm converged.	NE	NE
Respiratory, thoracic and mediastinal disorders	Rhinitis allergic	1-2	187	37.8	6	3.2	187	37.6	2	1.1	3.07		Convergence criterion (GCONV=1E-8) satisfied.	0.61	15.39	0.021		Algorithm converged.	-0.008	0.051	3.00		Algorithm converged.	0.61	14.67	0.1750	0.1628	0.33		Algorithm converged.	0.07	1.63
Respiratory, thoracic and mediastinal disorders	Rhinitis allergic	3	196	39.6	3	1.5	186	37.3	0	0.0		*	Quasi-complete separation of data points detected.				*	WARNING: Negative of Hessian not positive definite.			NE		Algorithm converged.	NE	NE	NE		NE		Algorithm converged.	NE	NE
Respiratory, thoracic and mediastinal disorders	Rhinitis allergic	4-5	112	22.6	1	0.9	125	25.1	2	1.6	0.55		Convergence criterion (GCONV=1E-8) satisfied.	0.05	6.19	-0.007		Algorithm converged.	-0.035	0.021	0.56		Algorithm converged.	0.05	6.07	0.6319		1.79		Algorithm converged.	0.16	19.50
Respiratory, thoracic and mediastinal disorders	Rhinorrhoea	1-2	187	37.8	7	3.7	187	37.6	9	4.8	0.77		Convergence criterion (GCONV=1E-8) satisfied.	0.28	2.11	-0.011		Algorithm converged.	-0.052	0.030	0.78		Algorithm converged.	0.30	2.04	0.6104	0.0383	1.29		Algorithm converged.	0.49	3.38
Respiratory, thoracic and mediastinal disorders	Rhinorrhoea	3	196	39.6	3	1.5	186	37.3	8	4.3	0.35		Convergence criterion (GCONV=1E-8) satisfied.	0.09	1.32	-0.028		Algorithm converged.	-0.062	0.006	0.36		Algorithm converged.	0.10	1.32	0.1226		2.81		Algorithm converged.	0.76	10.43
Respiratory, thoracic and mediastinal disorders	Rhinorrhoea	4-5	112	22.6	7	6.3	125	25.1	2	1.6	4.10		Convergence criterion (GCONV=1E-8) satisfied.	0.83	20.16	0.047		Algorithm converged.	-0.003	0.096	3.91		Algorithm converged.	0.83	18.42	0.0850		0.26		Algorithm converged.	0.05	1.21
Respiratory, thoracic and mediastinal disorders	Sinus congestion	1-2	187	37.8	1	0.5	187	37.6	2	1.1	0.50		Convergence criterion (GCONV=1E-8) satisfied.	0.04	5.53	-0.005		Algorithm converged.	-0.023	0.013	0.50		Algorithm converged.	0.05	5.47	0.5700	0.3970	2.00		Algorithm converged.	0.18	21.87
Respiratory, thoracic and mediastinal disorders	Sinus congestion	3	196	39.6	1	0.5	186	37.3	1	0.5	0.95		Convergence criterion (GCONV=1E-8) satisfied.	0.06	15.28	0.000		Algorithm converged.	-0.015	0.014	0.95		Algorithm converged.	0.06	15.06	0.9704		1.05		Algorithm converged.	0.07	16.72
Respiratory, thoracic and mediastinal disorders	Sinus congestion	4-5	112	22.6	1	0.9	125	25.1	0	0.0		*	Quasi-complete separation of data points detected.				*	WARNING: The relative Hessian convergence criterion of 18.712481934 is greater than the limit of 0.0001. The convergence is questionable.			NE		Algorithm converged.	NE	NE	NE		NE		Algorithm converged.	NE	NE
Respiratory, thoracic and mediastinal disorders	Sinus pain	1-2	187	37.8	1	0.5	187	37.6	0	0.0		*	Quasi-complete separation of data points detected.				*	WARNING: Negative of Hessian not positive definite.			NE		Algorithm converged.	NE	NE	NE	NE	NE		Algorithm converged.	NE	NE
Respiratory, thoracic and mediastinal disorders	Sinus pain	3	196	39.6	1	0.5	186	37.3	0	0.0		*	Quasi-complete separation of data points detected.				*	ERROR: The mean parameter is either invalid or at a limit of its range for some observations.			NE		Algorithm converged.	NE	NE	NE		NE		Algorithm converged.	NE	NE
Respiratory, thoracic and mediastinal disorders	Sinus pain	4-5	112	22.6	0	0.0	125	25.1	0	0.0	NE			NE	NE	NE		NE	NE	NE	NE		NE	NE	NE	NE		NE		NE	NE	NE
Respiratory, thoracic and mediastinal disorders	Sleep apnoea syndrome	1-2	187	37.8	1	0.5	187	37.6	1	0.5	1.00		Convergence criterion (GCONV=1E-8) satisfied.	0.06	16.11	0.000		Algorithm converged.	-0.015	0.015	1.00		Algorithm converged.	0.06	15.87	1.0000	NE	1.00		Algorithm converged.	0.06	15.87
Respiratory, thoracic and mediastinal disorders	Sleep apnoea syndrome	3	196	39.6	0	0.0	186	37.3	0	0.0	NE			NE	NE	NE		NE	NE	NE	NE		NE	NE	NE	NE		NE		NE	NE	NE
Respiratory, thoracic and mediastinal disorders	Sleep apnoea syndrome	4-5	112	22.6	0	0.0	125	25.1	0	0.0	NE			NE	NE	NE		NE	NE	NE	NE		NE	NE	NE	NE		NE		NE	NE	NE
Respiratory, thoracic and mediastinal disorders	Sneezing	1-2	187	37.8	0	0.0	187	37.6	0	0.0	NE			NE	NE	NE		NE	NE	NE	NE		NE	NE	NE	NE	NE	NE		NE	NE	NE
Respiratory, thoracic and mediastinal disorders	Sneezing	3	196	39.6	0	0.0	186	37.3	2	1.1		*	Quasi-complete separation of data points detected.				*	ERROR: Error in computing the link function, its derivatives, or the variance function.			0.00		Algorithm converged.	0.00	NE	0.9999		>999.99		Algorithm converged.	0.00	NE
Respiratory, thoracic and mediastinal disorders	Sneezing	4-5	112	22.6	0	0.0	125	25.1	0	0.0	NE			NE	NE	NE		NE	NE	NE	NE		NE	NE	NE	NE		NE		NE	NE	NE
Respiratory, thoracic and mediastinal disorders	Stridor	1-2	187	37.8	1	0.5	187	37.6	0	0.0		*	Quasi-complete separation of data points detected.				*	ERROR: The mean parameter is either invalid or at a limit of its range for some observations.			NE		Algorithm converged.	NE	NE	NE	NE	NE		Algorithm converged.	NE	NE
Respiratory, thoracic and mediastinal disorders	Stridor	3	196	39.6	0	0.0	186	37.3	0	0.0	NE			NE	NE	NE		NE	NE	NE	NE		NE	NE	NE	NE		NE		NE	NE	NE
Respiratory, thoracic and mediastinal disorders	Stridor	4-5	112	22.6	0	0.0	125	25.1	0	0.0	NE			NE	NE	NE		NE	NE	NE	NE		NE	NE	NE	NE		NE		NE	NE	NE
Respiratory, thoracic and mediastinal disorders	Suffocation feeling	1-2	187	37.8	1	0.5	187	37.6	0	0.0		*	Quasi-complete separation of data points detected.				*	WARNING: Negative of Hessian not positive definite.			NE		Algorithm converged.	NE	NE	NE	NE	NE		Algorithm converged.	NE	NE
Respiratory, thoracic and mediastinal disorders	Suffocation feeling	3	196	39.6	0	0.0	186	37.3	0	0.0	NE			NE	NE	NE		NE	NE	NE	NE		NE	NE	NE	NE		NE		NE	NE	NE
Respiratory, thoracic and mediastinal disorders	Suffocation feeling	4-5	112	22.6	0	0.0	125	25.1	0	0.0	NE			NE	NE	NE		NE	NE	NE	NE		NE	NE	NE	NE		NE		NE	NE	NE
Respiratory, thoracic and mediastinal disorders	Tachypnoea	1-2	187	37.8	0	0.0	187	37.6	1	0.5		*	Quasi-complete separation of data points detected.				*	ERROR: Error in computing the link function, its derivatives, or the variance function.			0.00		Algorithm converged.	0.00	NE	0.9999	NE	>999.99		Algorithm converged.	0.00	NE
Respiratory, thoracic and mediastinal disorders	Tachypnoea	3	196	39.6	0	0.0	186	37.3	1	0.5		*	Quasi-complete separation of data points detected.				*	ERROR: Error in computing the link function, its derivatives, or the variance function.			0.00		Algorithm converged.	0.00	NE	1.0000		>999.99		Algorithm converged.	0.00	NE
Respiratory, thoracic and mediastinal disorders	Tachypnoea	4-5	112	22.6	0	0.0	125	25.1	0	0.0	NE			NE	NE	NE		NE	NE	NE	NE		NE	NE	NE	NE		NE		NE	NE	NE
Respiratory, thoracic and mediastinal disorders	Throat irritation	1-2	187	37.8	8	4.3	187	37.6	6	3.2	1.35		Convergence criterion (GCONV=1E-8) satisfied.	0.46	3.96	0.011		Algorithm converged.	-0.028	0.049	1.33		Algorithm converged.	0.47	3.77	0.5873	0.9533	0.75		Algorithm converged.	0.27	2.12
Respiratory, thoracic and mediastinal disorders	Throat irritation	3	196	39.6	2	1.0	186	37.3	2	1.1	0.95		Convergence criterion (GCONV=1E-8) satisfied.	0.13	6.80	-0.001		Algorithm converged.	-0.021	0.020	0.95		Algorithm converged.	0.14	6.67	0.9580		1.05		Algorithm converged.	0.15	7.40
Respiratory, thoracic and mediastinal disorders	Throat irritation	4-5	112	22.6	1	0.9	125	25.1	1	0.8	1.12		Convergence criterion (GCONV=1E-8) satisfied.	0.07	18.07	0.001		Algorithm converged.	-0.022	0.024	1.12		Algorithm converged.	0.07	17.63	0.9378		0.90		Algorithm converged.	0.06	14.16
Respiratory, thoracic and mediastinal disorders	Throat tightness	1-2	187	37.8	2	1.1	187	37.6	1	0.5	2.01		Convergence criterion (GCONV=1E-8) satisfied.	0.18	22.37	0.005		Algorithm converged.	-0.013	0.023	2.00		Algorithm converged.	0.18	21.87	0.5700	0.9518	0.50		Algorithm converged.	0.05	5.47
Respiratory, thoracic and mediastinal disorders	Throat tightness	3	196	39.6	0	0.0	186	37.3	0	0.0	NE			NE	NE	NE		NE	NE	NE	NE		NE	NE	NE	NE		NE		NE	NE	NE
Respiratory, thoracic and mediastinal disorders	Throat tightness	4-5	112	22.6	1	0.9	125	25.1	1	0.8	1.12		Convergence criterion (GCONV=1E-8) satisfied.	0.07	18.07	0.001		Algorithm converged.	-0.022	0.024	1.12		Algorithm converged.	0.07	17.63	0.9378		0.90		Algorithm converged.	0.06	14.16
Respiratory, thoracic and mediastinal disorders	Tonsillar hypertrophy	1-2	187	37.8	0	0.0	187	37.6	0	0.0	NE			NE	NE	NE		NE	NE	NE	NE		NE	NE	NE	NE	NE	NE		NE	NE	NE
Respiratory, thoracic and mediastinal disorders	Tonsillar hypertrophy	3	196	39.6	0	0.0	186	37.3	1	0.5		*	Quasi-complete separation of data points detected.				*	ERROR: Error in computing the link function, its derivatives, or the variance function.			0.00		Algorithm converged.	0.00	NE	1.0000		>999.99		Algorithm converged.	0.00	NE
Respiratory, thoracic and mediastinal disorders	Tonsillar hypertrophy	4-5	112	22.6	0	0.0	125	25.1	0	0.0	NE			NE	NE	NE		NE	NE	NE	NE		NE	NE	NE	NE		NE		NE	NE	NE
Respiratory, thoracic and mediastinal disorders	Upper respiratory tract congestion	1-2	187	37.8	1	0.5	187	37.6	0	0.0		*	Quasi-complete separation of data points detected.				*	ERROR: The mean parameter is either invalid or at a limit of its range for some observations.			NE		Algorithm converged.	NE	NE	NE	NE	NE		Algorithm converged.	NE	NE
Respiratory, thoracic and mediastinal disorders	Upper respiratory tract congestion	3	196	39.6	0	0.0	186	37.3	0	0.0	NE			NE	NE	NE		NE	NE	NE	NE		NE	NE	NE	NE		NE		NE	NE	NE
Respiratory, thoracic and mediastinal disorders	Upper respiratory tract congestion	4-5	112	22.6	0	0.0	125	25.1	0	0.0	NE			NE	NE	NE		NE	NE	NE	NE		NE	NE	NE	NE		NE		NE	NE	NE
Respiratory, thoracic and mediastinal disorders	Upper respiratory tract inflammation	1-2	187	37.8	0	0.0	187	37.6	1	0.5		*	Quasi-complete separation of data points detected.				*	ERROR: Error in computing the link function, its derivatives, or the variance function.			0.00		Algorithm converged.	0.00	NE	0.9999	NE	>999.99		Algorithm converged.	0.00	NE
Respiratory, thoracic and mediastinal disorders	Upper respiratory tract inflammation	3	196	39.6	0	0.0	186	37.3	0	0.0	NE			NE	NE	NE		NE	NE	NE	NE		NE	NE	NE	NE		NE		NE	NE	NE
Respiratory, thoracic and mediastinal disorders	Upper respiratory tract inflammation	4-5	112	22.6	0	0.0	125	25.1	0	0.0	NE			NE	NE	NE		NE	NE	NE	NE		NE	NE	NE	NE		NE		NE	NE	NE
Respiratory, thoracic and mediastinal disorders	Upper-airway cough syndrome	1-2	187	37.8	0	0.0	187	37.6	2	1.1		*	Quasi-complete separation of data points detected.				*	ERROR: Error in computing the link function, its derivatives, or the variance function.			0.00		Algorithm converged.	0.00	NE	0.9999	0.1603	>999.99		Algorithm converged.	0.00	NE
Respiratory, thoracic and mediastinal disorders	Upper-airway cough syndrome	3	196	39.6	2	1.0	186	37.3	1	0.5	1.91		Convergence criterion (GCONV=1E-8) satisfied.	0.17	21.21	0.005		Algorithm converged.	-0.013	0.022	1.90		Algorithm converged.	0.17	20.76	0.5996		0.53		Algorithm converged.	0.05	5.76
Respiratory, thoracic and mediastinal disorders	Upper-airway cough syndrome	4-5	112	22.6	0	0.0	125	25.1	1	0.8		*	Quasi-complete separation of data points detected.				*	WARNING: The relative Hessian convergence criterion of 16.316112867 is greater than the limit of 0.0001. The convergence is questionable.			0.00		Algorithm converged.	0.00	NE	0.9999		>999.99		Algorithm converged.	0.00	NE
Respiratory, thoracic and mediastinal disorders	Wheezing	1-2	187	37.8	3	1.6	187	37.6	1	0.5	3.03		Convergence criterion (GCONV=1E-8) satisfied.	0.31	29.41	0.011		Algorithm converged.	-0.010	0.032	3.00		Algorithm converged.	0.31	28.58	0.3394	NE	0.33		Algorithm converged.	0.03	3.18
Respiratory, thoracic and mediastinal disorders	Wheezing	3	196	39.6	0	0.0	186	37.3	1	0.5		*	Quasi-complete separation of data points detected.				*	ERROR: Error in computing the link function, its derivatives, or the variance function.			0.00		Algorithm converged.	0.00	NE	1.0000		>999.99		Algorithm converged.	0.00	NE
Respiratory, thoracic and mediastinal disorders	Wheezing	4-5	112	22.6	0	0.0	125	25.1	0	0.0	NE			NE	NE	NE		NE	NE	NE	NE		NE	NE	NE	NE		NE		NE	NE	NE
Skin and subcutaneous tissue disorders		1-2	187	37.8	92	49.2	187	37.6	86	46.0	1.14		Convergence criterion (GCONV=1E-8) satisfied.	0.76	1.71	0.032		Algorithm converged.	-0.069	0.133	1.07		Algorithm converged.	0.86	1.32	0.5347	0.6462	0.93		Algorithm converged.	0.76	1.16
Skin and subcutaneous tissue disorders		3	196	39.6	100	51.0	186	37.3	91	48.9	1.09		Convergence criterion (GCONV=1E-8) satisfied.	0.73	1.62	0.021		Algorithm converged.	-0.079	0.121	1.04		Algorithm converged.	0.85	1.27	0.6825		0.96		Algorithm converged.	0.78	1.17
Skin and subcutaneous tissue disorders		4-5	112	22.6	49	43.8	125	25.1	44	35.2	1.43		Convergence criterion (GCONV=1E-8) satisfied.	0.85	2.42	0.086		Algorithm converged.	-0.039	0.210	1.24		Algorithm converged.	0.90	1.71	0.1792		0.80		Algorithm converged.	0.59	1.10
Skin and subcutaneous tissue disorders	Acanthosis nigricans	1-2	187	37.8	0	0.0	187	37.6	0	0.0	NE			NE	NE	NE		NE	NE	NE	NE		NE	NE	NE	NE	NE	NE		NE	NE	NE
Skin and subcutaneous tissue disorders	Acanthosis nigricans	3	196	39.6	0	0.0	186	37.3	0	0.0	NE			NE	NE	NE		NE	NE	NE	NE		NE	NE	NE	NE		NE		NE	NE	NE
Skin and subcutaneous tissue disorders	Acanthosis nigricans	4-5	112	22.6	0	0.0	125	25.1	1	0.8		*	Quasi-complete separation of data points detected.				*	WARNING: The relative Hessian convergence criterion of 16.316112867 is greater than the limit of 0.0001. The convergence is questionable.			0.00		Algorithm converged.	0.00	NE	0.9999		>999.99		Algorithm converged.	0.00	NE
Skin and subcutaneous tissue disorders	Acne	1-2	187	37.8	0	0.0	187	37.6	1	0.5		*	Quasi-complete separation of data points detected.				*	ERROR: Error in computing the link function, its derivatives, or the variance function.			0.00		Algorithm converged.	0.00	NE	0.9999	NE	>999.99		Algorithm converged.	0.00	NE
Skin and subcutaneous tissue disorders	Acne	3	196	39.6	0	0.0	186	37.3	0	0.0	NE			NE	NE	NE		NE	NE	NE	NE		NE	NE	NE	NE		NE		NE	NE	NE
Skin and subcutaneous tissue disorders	Acne	4-5	112	22.6	0	0.0	125	25.1	0	0.0	NE			NE	NE	NE		NE	NE	NE	NE		NE	NE	NE	NE		NE		NE	NE	NE
Skin and subcutaneous tissue disorders	Actinic keratosis	1-2	187	37.8	0	0.0	187	37.6	0	0.0	NE			NE	NE	NE		NE	NE	NE	NE		NE	NE	NE	NE	NE	NE		NE	NE	NE
Skin and subcutaneous tissue disorders	Actinic keratosis	3	196	39.6	1	0.5	186	37.3	0	0.0		*	Quasi-complete separation of data points detected.				*	ERROR: The mean parameter is either invalid or at a limit of its range for some observations.			NE		Algorithm converged.	NE	NE	NE		NE		Algorithm converged.	NE	NE
Skin and subcutaneous tissue disorders	Actinic keratosis	4-5	112	22.6	0	0.0	125	25.1	0	0.0	NE			NE	NE	NE		NE	NE	NE	NE		NE	NE	NE	NE		NE		NE	NE	NE
Skin and subcutaneous tissue disorders	Alopecia	1-2	187	37.8	53	28.3	187	37.6	49	26.2	1.11		Convergence criterion (GCONV=1E-8) satisfied.	0.71	1.76	0.021		Algorithm converged.	-0.069	0.112	1.08		Algorithm converged.	0.78	1.51	0.6425	0.5028	0.92		Algorithm converged.	0.66	1.29
Skin and subcutaneous tissue disorders	Alopecia	3	196	39.6	55	28.1	186	37.3	59	31.7	0.84		Convergence criterion (GCONV=1E-8) satisfied.	0.54	1.30	-0.037		Algorithm converged.	-0.128	0.055	0.88		Algorithm converged.	0.65	1.20	0.4350		1.13		Algorithm converged.	0.83	1.54
Skin and subcutaneous tissue disorders	Alopecia	4-5	112	22.6	24	21.4	125	25.1	22	17.6	1.28		Convergence criterion (GCONV=1E-8) satisfied.	0.67	2.43	0.038		Algorithm converged.	-0.063	0.139	1.22		Algorithm converged.	0.72	2.05	0.4575		0.82		Algorithm converged.	0.49	1.38
Skin and subcutaneous tissue disorders	Angioedema	1-2	187	37.8	0	0.0	187	37.6	0	0.0	NE			NE	NE	NE		NE	NE	NE	NE		NE	NE	NE	NE	NE	NE		NE	NE	NE
Skin and subcutaneous tissue disorders	Angioedema	3	196	39.6	0	0.0	186	37.3	1	0.5		*	Quasi-complete separation of data points detected.				*	ERROR: Error in computing the link function, its derivatives, or the variance function.			0.00		Algorithm converged.	0.00	NE	1.0000		>999.99		Algorithm converged.	0.00	NE
Skin and subcutaneous tissue disorders	Angioedema	4-5	112	22.6	0	0.0	125	25.1	0	0.0	NE			NE	NE	NE		NE	NE	NE	NE		NE	NE	NE	NE		NE		NE	NE	NE
Skin and subcutaneous tissue disorders	Blister	1-2	187	37.8	0	0.0	187	37.6	0	0.0	NE			NE	NE	NE		NE	NE	NE	NE		NE	NE	NE	NE	NE	NE		NE	NE	NE
Skin and subcutaneous tissue disorders	Blister	3	196	39.6	0	0.0	186	37.3	0	0.0	NE			NE	NE	NE		NE	NE	NE	NE		NE	NE	NE	NE		NE		NE	NE	NE
Skin and subcutaneous tissue disorders	Blister	4-5	112	22.6	1	0.9	125	25.1	0	0.0		*	Quasi-complete separation of data points detected.				*	ERROR: Error in computing the link function, its derivatives, or the variance function.			NE		Algorithm converged.	NE	NE	NE		NE		Algorithm converged.	NE	NE
Skin and subcutaneous tissue disorders	Bullous haemorrhagic dermatosis	1-2	187	37.8	1	0.5	187	37.6	0	0.0		*	Quasi-complete separation of data points detected.				*	ERROR: The mean parameter is either invalid or at a limit of its range for some observations.			NE		Algorithm converged.	NE	NE	NE	NE	NE		Algorithm converged.	NE	NE
Skin and subcutaneous tissue disorders	Bullous haemorrhagic dermatosis	3	196	39.6	0	0.0	186	37.3	0	0.0	NE			NE	NE	NE		NE	NE	NE	NE		NE	NE	NE	NE		NE		NE	NE	NE
Skin and subcutaneous tissue disorders	Bullous haemorrhagic dermatosis	4-5	112	22.6	0	0.0	125	25.1	0	0.0	NE			NE	NE	NE		NE	NE	NE	NE		NE	NE	NE	NE		NE		NE	NE	NE
Skin and subcutaneous tissue disorders	Cold sweat	1-2	187	37.8	1	0.5	187	37.6	0	0.0		*	Quasi-complete separation of data points detected.				*	WARNING: Negative of Hessian not positive definite.			NE		Algorithm converged.	NE	NE	NE	NE	NE		Algorithm converged.	NE	NE
Skin and subcutaneous tissue disorders	Cold sweat	3	196	39.6	0	0.0	186	37.3	0	0.0	NE			NE	NE	NE		NE	NE	NE	NE		NE	NE	NE	NE		NE		NE	NE	NE
Skin and subcutaneous tissue disorders	Cold sweat	4-5	112	22.6	0	0.0	125	25.1	1	0.8		*	Quasi-complete separation of data points detected.				*	WARNING: The relative Hessian convergence criterion of 16.316112867 is greater than the limit of 0.0001. The convergence is questionable.			0.00		Algorithm converged.	0.00	NE	0.9999		>999.99		Algorithm converged.	0.00	NE
Skin and subcutaneous tissue disorders	Cutaneous vasculitis	1-2	187	37.8	1	0.5	187	37.6	0	0.0		*	Quasi-complete separation of data points detected.				*	ERROR: The mean parameter is either invalid or at a limit of its range for some observations.			NE		Algorithm converged.	NE	NE	NE	NE	NE		Algorithm converged.	NE	NE
Skin and subcutaneous tissue disorders	Cutaneous vasculitis	3	196	39.6	0	0.0	186	37.3	0	0.0	NE			NE	NE	NE		NE	NE	NE	NE		NE	NE	NE	NE		NE		NE	NE	NE
Skin and subcutaneous tissue disorders	Cutaneous vasculitis	4-5	112	22.6	0	0.0	125	25.1	0	0.0	NE			NE	NE	NE		NE	NE	NE	NE		NE	NE	NE	NE		NE		NE	NE	NE
Skin and subcutaneous tissue disorders	Decubitus ulcer	1-2	187	37.8	0	0.0	187	37.6	0	0.0	NE			NE	NE	NE		NE	NE	NE	NE		NE	NE	NE	NE	1.0000	NE		NE	NE	NE

Skin and subcutaneous tissue disorders	Decubitus ulcer	3	196	39.6	0	0.0	186	37.3	0	0.0	NE			NE	NE	NE		NE	NE	NE	NE		NE	NE	NE	NE		NE		NE	NE	NE
Skin and subcutaneous tissue disorders	Decubitus ulcer	4-5	112	22.6	1	0.9	125	25.1	1	0.8	1.12		Convergence criterion (GCONV=1E-8) satisfied.	0.07	18.07	0.001		Algorithm converged.	-0.022	0.024	1.12		Algorithm converged.	0.07	17.63	0.9378		0.90		Algorithm converged.	0.06	14.16
Skin and subcutaneous tissue disorders	Dermal cyst	1-2	187	37.8	1	0.5	187	37.6	1	0.5	1.00		Convergence criterion (GCONV=1E-8) satisfied.	0.06	16.11	0.000		Algorithm converged.	-0.015	0.015	1.00		Algorithm converged.	0.06	15.87	1.0000	NE	1.00		Algorithm converged.	0.06	15.87
Skin and subcutaneous tissue disorders	Dermal cyst	3	196	39.6	0	0.0	186	37.3	0	0.0	NE			NE	NE	NE		NE	NE	NE	NE		NE	NE	NE	NE		NE		NE	NE	NE
Skin and subcutaneous tissue disorders	Dermal cyst	4-5	112	22.6	0	0.0	125	25.1	0	0.0	NE			NE	NE	NE		NE	NE	NE	NE		NE	NE	NE	NE		NE		NE	NE	NE
Skin and subcutaneous tissue disorders	Dermatitis	1-2	187	37.8	0	0.0	187	37.6	2	1.1		*	Quasi-complete separation of data points detected.				*	ERROR: Error in computing the link function, its derivatives, or the variance function.			0.00		Algorithm converged.	0.00	NE	0.9999	0.4319	>999.99		Algorithm converged.	0.00	NE
Skin and subcutaneous tissue disorders	Dermatitis	3	196	39.6	1	0.5	186	37.3	1	0.5	0.95		Convergence criterion (GCONV=1E-8) satisfied.	0.06	15.28	0.000		Algorithm converged.	-0.015	0.014	0.95		Algorithm converged.	0.06	15.06	0.9704		1.05		Algorithm converged.	0.07	16.72
Skin and subcutaneous tissue disorders	Dermatitis	4-5	112	22.6	0	0.0	125	25.1	0	0.0	NE			NE	NE	NE		NE	NE	NE	NE		NE	NE	NE	NE		NE		NE	NE	NE
Skin and subcutaneous tissue disorders	Dermatitis acneiform	1-2	187	37.8	1	0.5	187	37.6	1	0.5	1.00		Convergence criterion (GCONV=1E-8) satisfied.	0.06	16.11	0.000		Algorithm converged.	-0.015	0.015	1.00		Algorithm converged.	0.06	15.87	1.0000	0.2293	1.00		Algorithm converged.	0.06	15.87
Skin and subcutaneous tissue disorders	Dermatitis acneiform	3	196	39.6	0	0.0	186	37.3	1	0.5		*	Quasi-complete separation of data points detected.				*	ERROR: Error in computing the link function, its derivatives, or the variance function.			0.00		Algorithm converged.	0.00	NE	1.0000		>999.99		Algorithm converged.	0.00	NE
Skin and subcutaneous tissue disorders	Dermatitis acneiform	4-5	112	22.6	1	0.9	125	25.1	0	0.0		*	Quasi-complete separation of data points detected.				*	WARNING: The relative Hessian convergence criterion of 18.712481867 is greater than the limit of 0.0001. The convergence is questionable.			NE		Algorithm converged.	NE	NE	NE		NE		Algorithm converged.	NE	NE
Skin and subcutaneous tissue disorders	Dermatitis allergic	1-2	187	37.8	0	0.0	187	37.6	0	0.0	NE			NE	NE	NE		NE	NE	NE	NE		NE	NE	NE	NE	NE	NE		NE	NE	NE
Skin and subcutaneous tissue disorders	Dermatitis allergic	3	196	39.6	0	0.0	186	37.3	0	0.0	NE			NE	NE	NE		NE	NE	NE	NE		NE	NE	NE	NE		NE		NE	NE	NE
Skin and subcutaneous tissue disorders	Dermatitis allergic	4-5	112	22.6	0	0.0	125	25.1	1	0.8		*	Quasi-complete separation of data points detected.				*	WARNING: The relative Hessian convergence criterion of 16.316112867 is greater than the limit of 0.0001. The convergence is questionable.			0.00		Algorithm converged.	0.00	NE	0.9999		>999.99		Algorithm converged.	0.00	NE
Skin and subcutaneous tissue disorders	Dermatitis bullous	1-2	187	37.8	0	0.0	187	37.6	1	0.5		*	Quasi-complete separation of data points detected.				*	ERROR: Error in computing the link function, its derivatives, or the variance function.			0.00		Algorithm converged.	0.00	NE	0.9999	NE	>999.99		Algorithm converged.	0.00	NE
Skin and subcutaneous tissue disorders	Dermatitis bullous	3	196	39.6	1	0.5	186	37.3	0	0.0		*	Quasi-complete separation of data points detected.				*	ERROR: The mean parameter is either invalid or at a limit of its range for some observations.			NE		Algorithm converged.	NE	NE	NE		NE		Algorithm converged.	NE	NE
Skin and subcutaneous tissue disorders	Dermatitis bullous	4-5	112	22.6	0	0.0	125	25.1	0	0.0	NE			NE	NE	NE		NE	NE	NE	NE		NE	NE	NE	NE		NE		NE	NE	NE
Skin and subcutaneous tissue disorders	Dermatitis contact	1-2	187	37.8	0	0.0	187	37.6	0	0.0	NE			NE	NE	NE		NE	NE	NE	NE		NE	NE	NE	NE	NE	NE		NE	NE	NE
Skin and subcutaneous tissue disorders	Dermatitis contact	3	196	39.6	2	1.0	186	37.3	0	0.0		*	Quasi-complete separation of data points detected.				*	ERROR: The mean parameter is either invalid or at a limit of its range for some observations.			NE		Algorithm converged.	NE	NE	NE		NE		Algorithm converged.	NE	NE
Skin and subcutaneous tissue disorders	Dermatitis contact	4-5	112	22.6	0	0.0	125	25.1	0	0.0	NE			NE	NE	NE		NE	NE	NE	NE		NE	NE	NE	NE		NE		NE	NE	NE
Skin and subcutaneous tissue disorders	Dermatitis diaper	1-2	187	37.8	0	0.0	187	37.6	0	0.0	NE			NE	NE	NE		NE	NE	NE	NE		NE	NE	NE	NE	NE	NE		NE	NE	NE
Skin and subcutaneous tissue disorders	Dermatitis diaper	3	196	39.6	0	0.0	186	37.3	1	0.5		*	Quasi-complete separation of data points detected.				*	ERROR: Error in computing the link function, its derivatives, or the variance function.			0.00		Algorithm converged.	0.00	NE	1.0000		>999.99		Algorithm converged.	0.00	NE
Skin and subcutaneous tissue disorders	Dermatitis diaper	4-5	112	22.6	0	0.0	125	25.1	0	0.0	NE			NE	NE	NE		NE	NE	NE	NE		NE	NE	NE	NE		NE		NE	NE	NE
Skin and subcutaneous tissue disorders	Dermatitis exfoliative generalised	1-2	187	37.8	0	0.0	187	37.6	0	0.0	NE			NE	NE	NE		NE	NE	NE	NE		NE	NE	NE	NE	NE	NE		NE	NE	NE
Skin and subcutaneous tissue disorders	Dermatitis exfoliative generalised	3	196	39.6	0	0.0	186	37.3	0	0.0	NE			NE	NE	NE		NE	NE	NE	NE		NE	NE	NE	NE		NE		NE	NE	NE
Skin and subcutaneous tissue disorders	Dermatitis exfoliative generalised	4-5	112	22.6	0	0.0	125	25.1	1	0.8		*	Quasi-complete separation of data points detected.				*	WARNING: The relative Hessian convergence criterion of 16.31611281 is greater than the limit of 0.0001. The convergence is questionable.			0.00		Algorithm converged.	0.00	NE	0.9999		>999.99		Algorithm converged.	0.00	NE
Skin and subcutaneous tissue disorders	Drug eruption	1-2	187	37.8	1	0.5	187	37.6	0	0.0		*	Quasi-complete separation of data points detected.				*	WARNING: Negative of Hessian not positive definite.			NE		Algorithm converged.	NE	NE	NE	NE	NE		Algorithm converged.	NE	NE
Skin and subcutaneous tissue disorders	Drug eruption	3	196	39.6	1	0.5	186	37.3	0	0.0		*	Quasi-complete separation of data points detected.				*	ERROR: The mean parameter is either invalid or at a limit of its range for some observations.			NE		Algorithm converged.	NE	NE	NE		NE		Algorithm converged.	NE	NE
Skin and subcutaneous tissue disorders	Drug eruption	4-5	112	22.6	0	0.0	125	25.1	0	0.0	NE			NE	NE	NE		NE	NE	NE	NE		NE	NE	NE	NE		NE		NE	NE	NE
Skin and subcutaneous tissue disorders	Dry skin	1-2	187	37.8	6	3.2	187	37.6	5	2.7	1.21		Convergence criterion (GCONV=1E-8) satisfied.	0.36	4.02	0.005		Algorithm converged.	-0.029	0.040	1.20		Algorithm converged.	0.37	3.86	0.7599	0.0507	0.83		Algorithm converged.	0.26	2.68
Skin and subcutaneous tissue disorders	Dry skin	3	196	39.6	12	6.1	186	37.3	4	2.2	2.97		Convergence criterion (GCONV=1E-8) satisfied.	0.94	9.37	0.040		Algorithm converged.	0.000	0.079	2.85		Algorithm converged.	0.93	8.67	0.0656		0.35		Algorithm converged.	0.12	1.07
Skin and subcutaneous tissue disorders	Dry skin	4-5	112	22.6	6	5.4	125	25.1	0	0.0		*	Quasi-complete separation of data points detected.				*	WARNING: Negative of Hessian not positive definite.			NE		Algorithm converged.	NE	NE	NE		NE		Algorithm converged.	NE	NE
Skin and subcutaneous tissue disorders	Dyshidrotic eczema	1-2	187	37.8	0	0.0	187	37.6	0	0.0	NE			NE	NE	NE		NE	NE	NE	NE		NE	NE	NE	NE	NE	NE		NE	NE	NE
Skin and subcutaneous tissue disorders	Dyshidrotic eczema	3	196	39.6	0	0.0	186	37.3	0	0.0	NE			NE	NE	NE		NE	NE	NE	NE		NE	NE	NE	NE		NE		NE	NE	NE
Skin and subcutaneous tissue disorders	Dyshidrotic eczema	4-5	112	22.6	1	0.9	125	25.1	0	0.0		*	Quasi-complete separation of data points detected.				*	WARNING: The relative Hessian convergence criterion of 18.712481867 is greater than the limit of 0.0001. The convergence is questionable.			NE		Algorithm converged.	NE	NE	NE		NE		Algorithm converged.	NE	NE
Skin and subcutaneous tissue disorders	Ecchymosis	1-2	187	37.8	0	0.0	187	37.6	0	0.0	NE			NE	NE	NE		NE	NE	NE	NE		NE	NE	NE	NE	NE	NE		NE	NE	NE
Skin and subcutaneous tissue disorders	Ecchymosis	3	196	39.6	1	0.5	186	37.3	0	0.0		*	Quasi-complete separation of data points detected.				*	ERROR: The mean parameter is either invalid or at a limit of its range for some observations.			NE		Algorithm converged.	NE	NE	NE		NE		Algorithm converged.	NE	NE
Skin and subcutaneous tissue disorders	Ecchymosis	4-5	112	22.6	0	0.0	125	25.1	0	0.0	NE			NE	NE	NE		NE	NE	NE	NE		NE	NE	NE	NE		NE		NE	NE	NE
Skin and subcutaneous tissue disorders	Eczema	1-2	187	37.8	4	2.1	187	37.6	1	0.5	4.07		Convergence criterion (GCONV=1E-8) satisfied.	0.45	36.72	0.016		Algorithm converged.	-0.007	0.039	4.00		Algorithm converged.	0.45	35.45	0.2130	0.5724	0.25		Algorithm converged.	0.03	2.22
Skin and subcutaneous tissue disorders	Eczema	3	196	39.6	2	1.0	186	37.3	2	1.1	0.95		Convergence criterion (GCONV=1E-8) satisfied.	0.13	6.80	-0.001		Algorithm converged.	-0.021	0.020	0.95		Algorithm converged.	0.14	6.67	0.9580		1.05		Algorithm converged.	0.15	7.40
Skin and subcutaneous tissue disorders	Eczema	4-5	112	22.6	1	0.9	125	25.1	1	0.8	1.12		Convergence criterion (GCONV=1E-8) satisfied.	0.07	18.07	0.001		Algorithm converged.	-0.022	0.024	1.12		Algorithm converged.	0.07	17.63	0.9378		0.90		Algorithm converged.	0.06	14.16
Skin and subcutaneous tissue disorders	Eosinophilic cellulitis	1-2	187	37.8	1	0.5	187	37.6	0	0.0		*	Quasi-complete separation of data points detected.				*	WARNING: Negative of Hessian not positive definite.			NE		Algorithm converged.	NE	NE	NE	NE	NE		Algorithm converged.	NE	NE
Skin and subcutaneous tissue disorders	Eosinophilic cellulitis	3	196	39.6	0	0.0	186	37.3	0	0.0	NE			NE	NE	NE		NE	NE	NE	NE		NE	NE	NE	NE		NE		NE	NE	NE
Skin and subcutaneous tissue disorders	Eosinophilic cellulitis	4-5	112	22.6	0	0.0	125	25.1	0	0.0	NE			NE	NE	NE		NE	NE	NE	NE		NE	NE	NE	NE		NE		NE	NE	NE
Skin and subcutaneous tissue disorders	Erythema	1-2	187	37.8	6	3.2	187	37.6	2	1.1	3.07		Convergence criterion (GCONV=1E-8) satisfied.	0.61	15.39	0.021		Algorithm converged.	-0.008	0.051	3.00		Algorithm converged.	0.61	14.67	0.1750	0.4045	0.33		Algorithm converged.	0.07	1.63
Skin and subcutaneous tissue disorders	Erythema	3	196	39.6	3	1.5	186	37.3	4	2.2	0.71		Convergence criterion (GCONV=1E-8) satisfied.	0.16	3.20	-0.006		Algorithm converged.	-0.033	0.021	0.71		Algorithm converged.	0.16	3.14	0.6532		1.41		Algorithm converged.	0.32	6.19
Skin and subcutaneous tissue disorders	Erythema	4-5	112	22.6	3	2.7	125	25.1	2	1.6	1.69		Convergence criterion (GCONV=1E-8) satisfied.	0.28	10.32	0.011		Algorithm converged.	-0.026	0.048	1.67		Algorithm converged.	0.28	9.84	0.5685		0.60		Algorithm converged.	0.10	3.51
Skin and subcutaneous tissue disorders	Erythema multiforme	1-2	187	37.8	0	0.0	187	37.6	0	0.0	NE			NE	NE	NE		NE	NE	NE	NE		NE	NE	NE	NE	NE	NE		NE	NE	NE
Skin and subcutaneous tissue disorders	Erythema multiforme	3	196	39.6	0	0.0	186	37.3	0	0.0	NE			NE	NE	NE		NE	NE	NE	NE		NE	NE	NE	NE		NE		NE	NE	NE
Skin and subcutaneous tissue disorders	Erythema multiforme	4-5	112	22.6	1	0.9	125	25.1	0	0.0		*	Quasi-complete separation of data points detected.				*	WARNING: The relative Hessian convergence criterion of 18.712481934 is greater than the limit of 0.0001. The convergence is questionable.			NE		Algorithm converged.	NE	NE	NE		NE		Algorithm converged.	NE	NE
Skin and subcutaneous tissue disorders	Hyperhidrosis	1-2	187	37.8	3	1.6	187	37.6	1	0.5	3.03		Convergence criterion (GCONV=1E-8) satisfied.	0.31	29.41	0.011		Algorithm converged.	-0.010	0.032	3.00		Algorithm converged.	0.31	28.58	0.3394	0.5521	0.33		Algorithm converged.	0.03	3.18
Skin and subcutaneous tissue disorders	Hyperhidrosis	3	196	39.6	4	2.0	186	37.3	5	2.7	0.75		Convergence criterion (GCONV=1E-8) satisfied.	0.20	2.85	-0.006		Algorithm converged.	-0.037	0.024	0.76		Algorithm converged.	0.21	2.78	0.6777		1.32		Algorithm converged.	0.36	4.83
Skin and subcutaneous tissue disorders	Hyperhidrosis	4-5	112	22.6	2	1.8	125	25.1	2	1.6	1.12		Convergence criterion (GCONV=1E-8) satisfied.	0.15	8.07	0.002		Algorithm converged.	-0.031	0.035	1.12		Algorithm converged.	0.16	7.79	0.9118		0.90		Algorithm converged.	0.13	6.26
Skin and subcutaneous tissue disorders	Hyperkeratosis	1-2	187	37.8	2	1.1	187	37.6	1	0.5	2.01		Convergence criterion (GCONV=1E-8) satisfied.	0.18	22.37	0.005		Algorithm converged.	-0.013	0.023	2.00		Algorithm converged.	0.18	21.87	0.5700	NE	0.50		Algorithm converged.	0.05	5.47
Skin and subcutaneous tissue disorders	Hyperkeratosis	3	196	39.6	0	0.0	186	37.3	0	0.0	NE			NE	NE	NE		NE	NE	NE	NE		NE	NE	NE	NE		NE		NE	NE	NE
Skin and subcutaneous tissue disorders	Hyperkeratosis	4-5	112	22.6	0	0.0	125	25.1	0	0.0	NE			NE	NE	NE		NE	NE	NE	NE		NE	NE	NE	NE		NE		NE	NE	NE
Skin and subcutaneous tissue disorders	Ingrowing nail	1-2	187	37.8	1	0.5	187	37.6	0	0.0		*	Quasi-complete separation of data points detected.				*	ERROR: The mean parameter is either invalid or at a limit of its range for some observations.			NE		Algorithm converged.	NE	NE	NE	NE	NE		Algorithm converged.	NE	NE
Skin and subcutaneous tissue disorders	Ingrowing nail	3	196	39.6	0	0.0	186	37.3	0	0.0	NE			NE	NE	NE		NE	NE	NE	NE		NE	NE	NE	NE		NE		NE	NE	NE
Skin and subcutaneous tissue disorders	Ingrowing nail	4-5	112	22.6	1	0.9	125	25.1	0	0.0		*	Quasi-complete separation of data points detected.				*	WARNING: The relative Hessian convergence criterion of 18.712481867 is greater than the limit of 0.0001. The convergence is questionable.			NE		Algorithm converged.	NE	NE	NE		NE		Algorithm converged.	NE	NE
Skin and subcutaneous tissue disorders	Ingrown hair	1-2	187	37.8	0	0.0	187	37.6	0	0.0	NE			NE	NE	NE		NE	NE	NE	NE		NE	NE	NE	NE	NE	NE		NE	NE	NE
Skin and subcutaneous tissue disorders	Ingrown hair	3	196	39.6	0	0.0	186	37.3	1	0.5		*	Quasi-complete separation of data points detected.				*	ERROR: Error in computing the link function, its derivatives, or the variance function.			0.00		Algorithm converged.	0.00	NE	1.0000		>999.99		Algorithm converged.	0.00	NE
Skin and subcutaneous tissue disorders	Ingrown hair	4-5	112	22.6	0	0.0	125	25.1	0	0.0	NE			NE	NE	NE		NE	NE	NE	NE		NE	NE	NE	NE		NE		NE	NE	NE
Skin and subcutaneous tissue disorders	Melanoderma	1-2	187	37.8	0	0.0	187	37.6	0	0.0	NE			NE	NE	NE		NE	NE	NE	NE		NE	NE	NE	NE	NE	NE		NE	NE	NE
Skin and subcutaneous tissue disorders	Melanoderma	3	196	39.6	0	0.0	186	37.3	1	0.5		*	Quasi-complete separation of data points detected.				*	ERROR: Error in computing the link function, its derivatives, or the variance function.			0.00		Algorithm converged.	0.00	NE	1.0000		>999.99		Algorithm converged.	0.00	NE
Skin and subcutaneous tissue disorders	Melanoderma	4-5	112	22.6	0	0.0	125	25.1	0	0.0	NE			NE	NE	NE		NE	NE	NE	NE		NE	NE	NE	NE		NE		NE	NE	NE
Skin and subcutaneous tissue disorders	Nail discolouration	1-2	187	37.8	7	3.7	187	37.6	8	4.3	0.87		Convergence criterion (GCONV=1E-8) satisfied.	0.31	2.45	-0.005		Algorithm converged.	-0.045	0.034	0.88		Algorithm converged.	0.32	2.36	0.7923	0.4137	1.14		Algorithm converged.	0.42	3.09
Skin and subcutaneous tissue disorders	Nail discolouration	3	196	39.6	6	3.1	186	37.3	4	2.2	1.44		Convergence criterion (GCONV=1E-8) satisfied.	0.40	5.17	0.009		Algorithm converged.	-0.023	0.041	1.42		Algorithm converged.	0.41	4.96	0.5796		0.70		Algorithm converged.	0.20	2.45
Skin and subcutaneous tissue disorders	Nail discolouration	4-5	112	22.6	1	0.9	125	25.1	0	0.0		*	Quasi-complete separation of data points detected.				*	WARNING: The relative Hessian convergence criterion of 18.712481934 is greater than the limit of 0.0001. The convergence is questionable.			NE		Algorithm converged.	NE	NE	NE		NE		Algorithm converged.	NE	NE
Skin and subcutaneous tissue disorders	Nail disorder	1-2	187	37.8	1	0.5	187	37.6	0	0.0		*	Quasi-complete separation of data points detected.				*	ERROR: The mean parameter is either invalid or at a limit of its range for some observations.			NE		Algorithm converged.	NE	NE	NE	0.5568	NE		Algorithm converged.	NE	NE
Skin and subcutaneous tissue disorders	Nail disorder	3	196	39.6	1	0.5	186	37.3	1	0.5	0.95		Convergence criterion (GCONV=1E-8) satisfied.	0.06	15.28	0.000		Algorithm converged.	-0.015	0.014	0.95		Algorithm converged.	0.06	15.06	0.9704		1.05		Algorithm converged.	0.07	16.72
Skin and subcutaneous tissue disorders	Nail disorder	4-5	112	22.6	1	0.9	125	25.1	1	0.8	1.12		Convergence criterion (GCONV=1E-8) satisfied.	0.07	18.07	0.001		Algorithm converged.	-0.022	0.024	1.12		Algorithm converged.	0.07	17.63	0.9378		0.90		Algorithm converged.	0.06	14.16
Skin and subcutaneous tissue disorders	Nail pigmentation	1-2	187	37.8	1	0.5	187	37.6	0	0.0		*	Quasi-complete separation of data points detected.				*	WARNING: Negative of Hessian not positive definite.			NE		Algorithm converged.	NE	NE	NE	NE	NE		Algorithm converged.	NE	NE
Skin and subcutaneous tissue disorders	Nail pigmentation	3	196	39.6	0	0.0	186	37.3	0	0.0	NE			NE	NE	NE		NE	NE	NE	NE		NE	NE	NE	NE		NE		NE	NE	NE
Skin and subcutaneous tissue disorders	Nail pigmentation	4-5	112	22.6	0	0.0	125	25.1	1	0.8		*	Quasi-complete separation of data points detected.				*	WARNING: The relative Hessian convergence criterion of 16.316112867 is greater than the limit of 0.0001. The convergence is questionable.			0.00		Algorithm converged.	0.00	NE	0.9999		>999.99		Algorithm converged.	0.00	NE
Skin and subcutaneous tissue disorders	Nail ridging	1-2	187	37.8	1	0.5	187	37.6	0	0.0		*	Quasi-complete separation of data points detected.				*	WARNING: Negative of Hessian not positive definite.			NE		Algorithm converged.	NE	NE	NE	NE	NE		Algorithm converged.	NE	NE
Skin and subcutaneous tissue disorders	Nail ridging	3	196	39.6	0	0.0	186	37.3	1	0.5		*	Quasi-complete separation of data points detected.				*	ERROR: Error in computing the link function, its derivatives, or the variance function.			0.00		Algorithm converged.	0.00	NE	1.0000		>999.99		Algorithm converged.	0.00	NE
Skin and subcutaneous tissue disorders	Nail ridging	4-5	112	22.6	0	0.0	125	25.1	0	0.0	NE			NE	NE	NE		NE	NE	NE	NE		NE	NE	NE	NE		NE		NE	NE	NE
Skin and subcutaneous tissue disorders	Nail toxicity	1-2	187	37.8	0	0.0	187	37.6	2	1.1		*	Quasi-complete separation of data points detected.				*	ERROR: Error in computing the link function, its derivatives, or the variance function.			0.00		Algorithm converged.	0.00	NE	0.9999	NE	>999.99		Algorithm converged.	0.00	NE
Skin and subcutaneous tissue disorders	Nail toxicity	3	196	39.6	0	0.0	186	37.3	0	0.0	NE			NE	NE	NE		NE	NE	NE	NE		NE	NE	NE	NE		NE		NE	NE	NE
Skin and subcutaneous tissue disorders	Nail toxicity	4-5	112	22.6	0	0.0	125	25.1	0	0.0	NE			NE	NE	NE		NE	NE	NE	NE		NE	NE	NE	NE		NE		NE	NE	NE
Skin and subcutaneous tissue disorders	Night sweats	1-2	187	37.8	12	6.4	187	37.6	6	3.2	2.07		Convergence criterion (GCONV=1E-8) satisfied.	0.76	5.63	0.032		Algorithm converged.	-0.011	0.075	2.00		Algorithm converged.	0.77	5.22	0.1565	0.0611	0.50		Algorithm converged.	0.19	1.30
Skin and subcutaneous tissue disorders	Night sweats	3	196	39.6	4	2.0	186	37.3	6	3.2	0.63		Convergence criterion (GCONV=1E-8) satisfied.	0.17	2.25	-0.012		Algorithm converged.	-0.044	0.020	0.63		Algorithm converged.	0.18	2.21	0.4725		1.58		Algorithm converged.	0.45	5.51
Skin and subcutaneous tissue disorders	Night sweats	4-5	112	22.6	3	2.7	125	25.1	0	0.0		*	Quasi-complete separation of data points detected.				*	WARNING: Negative of Hessian not positive definite.			NE		Algorithm converged.	NE	NE	NE		NE		Algorithm converged.	NE	NE
Skin and subcutaneous tissue disorders	Onychalgia	1-2	187	37.8	0	0.0	187	37.6	0	0.0	NE			NE	NE	NE		NE	NE	NE	NE		NE	NE	NE	NE	NE	NE		NE	NE	NE
Skin and subcutaneous tissue disorders	Onychalgia	3	196	39.6	1	0.5	186	37.3	0	0.0		*	Quasi-complete separation of data points detected.				*	ERROR: The mean parameter is either invalid or at a limit of its range for some observations.			NE		Algorithm converged.	NE	NE	NE		NE		Algorithm converged.	NE	NE
Skin and subcutaneous tissue disorders	Onychalgia	4-5	112	22.6	0	0.0	125	25.1	0	0.0	NE			NE	NE	NE		NE	NE	NE	NE		NE	NE	NE	NE		NE		NE	NE	NE
Skin and subcutaneous tissue disorders	Onychoclasis	1-2	187	37.8	1	0.5	187	37.6	2	1.1	0.50		Convergence criterion (GCONV=1E-8) satisfied.	0.04	5.53	-0.005		Algorithm converged.	-0.023	0.013	0.50		Algorithm converged.	0.05	5.47	0.5700	0.9422	2.00		Algorithm converged.	0.18	21.87
Skin and subcutaneous tissue disorders	Onychoclasis	3	196	39.6	1	0.5	186	37.3	1	0.5	0.95		Convergence criterion (GCONV=1E-8) satisfied.	0.06	15.28	0.000		Algorithm converged.	-0.015	0.014	0.95		Algorithm converged.	0.06	15.06	0.9704		1.05		Algorithm converged.	0.07	16.72
Skin and subcutaneous tissue disorders	Onychoclasis	4-5	112	22.6	0	0.0	125	25.1	0	0.0	NE			NE	NE	NE		NE	NE	NE	NE		NE	NE	NE	NE		NE		NE	NE	NE
Skin and subcutaneous tissue disorders	Onycholysis	1-2	187	37.8	0	0.0	187	37.6	0	0.0	NE			NE	NE	NE		NE	NE	NE	NE		NE	NE	NE	NE	NE	NE		NE	NE	NE
Skin and subcutaneous tissue disorders	Onycholysis	3	196	39.6	0	0.0	186	37.3	3	1.6		*	Quasi-complete separation of data points detected.				*	ERROR: Error in computing the link function, its derivatives, or the variance function.			0.00		Algorithm converged.	0.00	NE	0.9999		>999.99		Algorithm converged.	0.00	NE
Skin and subcutaneous tissue disorders	Onycholysis	4-5	112	22.6	0	0.0	125	25.1	0	0.0	NE			NE	NE	NE		NE	NE	NE	NE		NE	NE	NE	NE		NE		NE	NE	NE
Skin and subcutaneous tissue disorders	Onychomadesis	1-2	187	37.8	3	1.6	187	37.6	0	0.0		*	Quasi-complete separation of data points detected.				*	WARNING: Negative of Hessian not positive definite.			NE		Algorithm converged.	NE	NE	NE	0.3638	NE		Algorithm converged.	NE	NE
Skin and subcutaneous tissue disorders	Onychomadesis	3	196	39.6	2	1.0	186	37.3	1	0.5	1.91		Convergence criterion (GCONV=1E-8) satisfied.	0.17	21.21	0.005		Algorithm converged.	-0.013	0.022	1.90		Algorithm converged.	0.17	20.76	0.5996		0.53		Algorithm converged.	0.05	5.76
Skin and subcutaneous tissue disorders	Onychomadesis	4-5	112	22.6	1	0.9	125	25.1	0	0.0		*	Quasi-complete separation of data points detected.				*	WARNING: The relative Hessian convergence criterion of 18.712481934 is greater than the limit of 0.0001. The convergence is questionable.			NE		Algorithm converged.	NE	NE	NE		NE		Algorithm converged.	NE	NE
Skin and subcutaneous tissue disorders	Onychomalacia	1-2	187	37.8	0	0.0	187	37.6	0	0.0	NE			NE	NE	NE		NE	NE	NE	NE		NE	NE	NE	NE	NE	NE		NE	NE	NE
Skin and subcutaneous tissue disorders	Onychomalacia	3	196	39.6	0	0.0	186	37.3	0	0.0	NE			NE	NE	NE		NE	NE	NE	NE		NE	NE	NE	NE		NE		NE	NE	NE
Skin and subcutaneous tissue disorders	Onychomalacia	4-5	112	22.6	1	0.9	125	25.1	0	0.0		*	Quasi-complete separation of data points detected.				*	WARNING: The relative Hessian convergence criterion of 18.712481734 is greater than the limit of 0.0001. The convergence is questionable.			NE		Algorithm converged.	NE	NE	NE		NE		Algorithm converged.	NE	NE
Skin and subcutaneous tissue disorders	Pain of skin	1-2	187	37.8	2	1.1	187	37.6	0	0.0		*	Quasi-complete separation of data points detected.				*	WARNING: Negative of Hessian not positive definite.			NE		Algorithm converged.	NE	NE	NE	NE	NE		Algorithm converged.	NE	NE
Skin and subcutaneous tissue disorders	Pain of skin	3	196	39.6	0	0.0	186	37.3	0	0.0	NE			NE	NE	NE		NE	NE	NE	NE		NE	NE	NE	NE		NE		NE	NE	NE
Skin and subcutaneous tissue disorders	Pain of skin	4-5	112	22.6	0	0.0	125	25.1	0	0.0	NE			NE	NE	NE		NE	NE	NE	NE		NE	NE	NE	NE		NE		NE	NE	NE
Skin and subcutaneous tissue disorders	Papule	1-2	187	37.8	0	0.0	187	37.6	0	0.0	NE			NE	NE	NE		NE	NE	NE	NE		NE	NE	NE	NE	NE	NE		NE	NE	NE
Skin and subcutaneous tissue disorders	Papule	3	196	39.6	0	0.0	186	37.3	1	0.5		*	Quasi-complete separation of data points detected.				*	ERROR: Error in computing the link function, its derivatives, or the variance function.			0.00		Algorithm converged.	0.00	NE	1.0000		>999.99		Algorithm converged.	0.00	NE
Skin and subcutaneous tissue disorders	Papule	4-5	112	22.6	0	0.0	125	25.1	0	0.0	NE			NE	NE	NE		NE	NE	NE	NE		NE	NE	NE	NE		NE		NE	NE	NE

Skin and subcutaneous tissue disorders	Petechiae	1-2	187	37.8	0	0.0	187	37.6	0	0.0	NE			NE	NE	NE		NE	NE	NE	NE		NE	NE	NE	NE	NE	NE		NE	NE	NE
Skin and subcutaneous tissue disorders	Petechiae	3	196	39.6	0	0.0	186	37.3	0	0.0	NE			NE	NE	NE		NE	NE	NE	NE		NE	NE	NE	NE		NE		NE	NE	NE
Skin and subcutaneous tissue disorders	Petechiae	4-5	112	22.6	0	0.0	125	25.1	1	0.8		*	Quasi-complete separation of data points detected.				*	WARNING: The relative Hessian convergence criterion of 16.31611281 is greater than the limit of 0.0001. The convergence is questionable.			0.00		Algorithm converged.	0.00	NE	0.9999		>999.99		Algorithm converged.	0.00	NE
Skin and subcutaneous tissue disorders	Pigmentation disorder	1-2	187	37.8	1	0.5	187	37.6	0	0.0		*	Quasi-complete separation of data points detected.				*	ERROR: The mean parameter is either invalid or at a limit of its range for some observations.			NE		Algorithm converged.	NE	NE	NE	NE	NE		Algorithm converged.	NE	NE
Skin and subcutaneous tissue disorders	Pigmentation disorder	3	196	39.6	0	0.0	186	37.3	0	0.0	NE			NE	NE	NE		NE	NE	NE	NE		NE	NE	NE	NE		NE		NE	NE	NE
Skin and subcutaneous tissue disorders	Pigmentation disorder	4-5	112	22.6	2	1.8	125	25.1	0	0.0		*	Quasi-complete separation of data points detected.				*	ERROR: The mean parameter is either invalid or at a limit of its range for some observations.			NE		Algorithm converged.	NE	NE	NE		NE		Algorithm converged.	NE	NE
Skin and subcutaneous tissue disorders	Prurigo	1-2	187	37.8	1	0.5	187	37.6	0	0.0		*	Quasi-complete separation of data points detected.				*	WARNING: Negative of Hessian not positive definite.			NE		Algorithm converged.	NE	NE	NE	NE	NE		Algorithm converged.	NE	NE
Skin and subcutaneous tissue disorders	Prurigo	3	196	39.6	0	0.0	186	37.3	0	0.0	NE			NE	NE	NE		NE	NE	NE	NE		NE	NE	NE	NE		NE		NE	NE	NE
Skin and subcutaneous tissue disorders	Prurigo	4-5	112	22.6	0	0.0	125	25.1	0	0.0	NE			NE	NE	NE		NE	NE	NE	NE		NE	NE	NE	NE		NE		NE	NE	NE
Skin and subcutaneous tissue disorders	Pruritus	1-2	187	37.8	14	7.5	187	37.6	10	5.3	1.43		Convergence criterion (GCONV=1E-8) satisfied.	0.62	3.31	0.021		Algorithm converged.	-0.028	0.071	1.40		Algorithm converged.	0.64	3.07	0.4013	0.4895	0.71		Algorithm converged.	0.33	1.57
Skin and subcutaneous tissue disorders	Pruritus	3	196	39.6	19	9.7	186	37.3	13	7.0	1.43		Convergence criterion (GCONV=1E-8) satisfied.	0.68	2.98	0.027		Algorithm converged.	-0.028	0.082	1.39		Algorithm converged.	0.71	2.73	0.3431		0.72		Algorithm converged.	0.37	1.42
Skin and subcutaneous tissue disorders	Pruritus	4-5	112	22.6	4	3.6	125	25.1	7	5.6	0.62		Convergence criterion (GCONV=1E-8) satisfied.	0.18	2.19	-0.020		Algorithm converged.	-0.073	0.033	0.64		Algorithm converged.	0.19	2.12	0.4632		1.57		Algorithm converged.	0.47	5.21
Skin and subcutaneous tissue disorders	Pruritus allergic	1-2	187	37.8	0	0.0	187	37.6	1	0.5		*	Quasi-complete separation of data points detected.				*	ERROR: Error in computing the link function, its derivatives, or the variance function.			0.00		Algorithm converged.	0.00	NE	0.9999	NE	>999.99		Algorithm converged.	0.00	NE
Skin and subcutaneous tissue disorders	Pruritus allergic	3	196	39.6	0	0.0	186	37.3	0	0.0	NE			NE	NE	NE		NE	NE	NE	NE		NE	NE	NE	NE		NE		NE	NE	NE
Skin and subcutaneous tissue disorders	Pruritus allergic	4-5	112	22.6	0	0.0	125	25.1	0	0.0	NE			NE	NE	NE		NE	NE	NE	NE		NE	NE	NE	NE		NE		NE	NE	NE
Skin and subcutaneous tissue disorders	Psoriasis	1-2	187	37.8	0	0.0	187	37.6	0	0.0	NE			NE	NE	NE		NE	NE	NE	NE		NE	NE	NE	NE	NE	NE		NE	NE	NE
Skin and subcutaneous tissue disorders	Psoriasis	3	196	39.6	0	0.0	186	37.3	0	0.0	NE			NE	NE	NE		NE	NE	NE	NE		NE	NE	NE	NE		NE		NE	NE	NE
Skin and subcutaneous tissue disorders	Psoriasis	4-5	112	22.6	1	0.9	125	25.1	0	0.0		*	Quasi-complete separation of data points detected.				*	WARNING: The relative Hessian convergence criterion of 18.712481801 is greater than the limit of 0.0001. The convergence is questionable.			NE		Algorithm converged.	NE	NE	NE		NE		Algorithm converged.	NE	NE
Skin and subcutaneous tissue disorders	Rash	1-2	187	37.8	15	8.0	187	37.6	11	5.9	1.40		Convergence criterion (GCONV=1E-8) satisfied.	0.62	3.12	0.021		Algorithm converged.	-0.030	0.073	1.36		Algorithm converged.	0.64	2.89	0.4184	0.9517	0.73		Algorithm converged.	0.35	1.55
Skin and subcutaneous tissue disorders	Rash	3	196	39.6	11	5.6	186	37.3	8	4.3	1.32		Convergence criterion (GCONV=1E-8) satisfied.	0.52	3.37	0.013		Algorithm converged.	-0.030	0.057	1.30		Algorithm converged.	0.54	3.17	0.5572		0.77		Algorithm converged.	0.32	1.86
Skin and subcutaneous tissue disorders	Rash	4-5	112	22.6	7	6.3	125	25.1	7	5.6	1.12		Convergence criterion (GCONV=1E-8) satisfied.	0.38	3.31	0.007		Algorithm converged.	-0.054	0.067	1.12		Algorithm converged.	0.40	3.08	0.8323		0.90		Algorithm converged.	0.32	2.48
Skin and subcutaneous tissue disorders	Rash erythematous	1-2	187	37.8	0	0.0	187	37.6	1	0.5		*	Quasi-complete separation of data points detected.				*	ERROR: Error in computing the link function, its derivatives, or the variance function.			0.00		Algorithm converged.	0.00	NE	0.9999	0.2353	>999.99		Algorithm converged.	0.00	NE
Skin and subcutaneous tissue disorders	Rash erythematous	3	196	39.6	1	0.5	186	37.3	1	0.5	0.95		Convergence criterion (GCONV=1E-8) satisfied.	0.06	15.28	0.000		Algorithm converged.	-0.015	0.014	0.95		Algorithm converged.	0.06	15.06	0.9704		1.05		Algorithm converged.	0.07	16.72
Skin and subcutaneous tissue disorders	Rash erythematous	4-5	112	22.6	1	0.9	125	25.1	0	0.0		*	Quasi-complete separation of data points detected.				*	WARNING: The relative Hessian convergence criterion of 18.712481867 is greater than the limit of 0.0001. The convergence is questionable.			NE		Algorithm converged.	NE	NE	NE		NE		Algorithm converged.	NE	NE
Skin and subcutaneous tissue disorders	Rash macular	1-2	187	37.8	1	0.5	187	37.6	1	0.5	1.00		Convergence criterion (GCONV=1E-8) satisfied.	0.06	16.11	0.000		Algorithm converged.	-0.015	0.015	1.00		Algorithm converged.	0.06	15.87	1.0000	NE	1.00		Algorithm converged.	0.06	15.87
Skin and subcutaneous tissue disorders	Rash macular	3	196	39.6	0	0.0	186	37.3	0	0.0	NE			NE	NE	NE		NE	NE	NE	NE		NE	NE	NE	NE		NE		NE	NE	NE
Skin and subcutaneous tissue disorders	Rash macular	4-5	112	22.6	0	0.0	125	25.1	0	0.0	NE			NE	NE	NE		NE	NE	NE	NE		NE	NE	NE	NE		NE		NE	NE	NE
Skin and subcutaneous tissue disorders	Rash maculo-papular	1-2	187	37.8	6	3.2	187	37.6	7	3.7	0.85		Convergence criterion (GCONV=1E-8) satisfied.	0.28	2.59	-0.005		Algorithm converged.	-0.042	0.032	0.86		Algorithm converged.	0.29	2.50	0.7780	0.4952	1.17		Algorithm converged.	0.40	3.41
Skin and subcutaneous tissue disorders	Rash maculo-papular	3	196	39.6	1	0.5	186	37.3	3	1.6	0.31		Convergence criterion (GCONV=1E-8) satisfied.	0.03	3.03	-0.011		Algorithm converged.	-0.032	0.010	0.32		Algorithm converged.	0.03	3.01	0.3170		3.16		Algorithm converged.	0.33	30.12
Skin and subcutaneous tissue disorders	Rash maculo-papular	4-5	112	22.6	4	3.6	125	25.1	3	2.4	1.51		Convergence criterion (GCONV=1E-8) satisfied.	0.33	6.88	0.012		Algorithm converged.	-0.032	0.055	1.49		Algorithm converged.	0.34	6.50	0.5974		0.67		Algorithm converged.	0.15	2.94
Skin and subcutaneous tissue disorders	Rash papular	1-2	187	37.8	0	0.0	187	37.6	0	0.0	NE			NE	NE	NE		NE	NE	NE	NE		NE	NE	NE	NE	NE	NE		NE	NE	NE
Skin and subcutaneous tissue disorders	Rash papular	3	196	39.6	1	0.5	186	37.3	0	0.0		*	Quasi-complete separation of data points detected.				*	ERROR: The mean parameter is either invalid or at a limit of its range for some observations.			NE		Algorithm converged.	NE	NE	NE		NE		Algorithm converged.	NE	NE
Skin and subcutaneous tissue disorders	Rash papular	4-5	112	22.6	0	0.0	125	25.1	0	0.0	NE			NE	NE	NE		NE	NE	NE	NE		NE	NE	NE	NE		NE		NE	NE	NE
Skin and subcutaneous tissue disorders	Rash pruritic	1-2	187	37.8	1	0.5	187	37.6	1	0.5	1.00		Convergence criterion (GCONV=1E-8) satisfied.	0.06	16.11	0.000		Algorithm converged.	-0.015	0.015	1.00		Algorithm converged.	0.06	15.87	1.0000	0.9995	1.00		Algorithm converged.	0.06	15.87
Skin and subcutaneous tissue disorders	Rash pruritic	3	196	39.6	2	1.0	186	37.3	2	1.1	0.95		Convergence criterion (GCONV=1E-8) satisfied.	0.13	6.80	-0.001		Algorithm converged.	-0.021	0.020	0.95		Algorithm converged.	0.14	6.67	0.9580		1.05		Algorithm converged.	0.15	7.40
Skin and subcutaneous tissue disorders	Rash pruritic	4-5	112	22.6	0	0.0	125	25.1	0	0.0	NE			NE	NE	NE		NE	NE	NE	NE		NE	NE	NE	NE		NE		NE	NE	NE
Skin and subcutaneous tissue disorders	Rosacea	1-2	187	37.8	0	0.0	187	37.6	0	0.0	NE			NE	NE	NE		NE	NE	NE	NE		NE	NE	NE	NE	NE	NE		NE	NE	NE
Skin and subcutaneous tissue disorders	Rosacea	3	196	39.6	0	0.0	186	37.3	0	0.0	NE			NE	NE	NE		NE	NE	NE	NE		NE	NE	NE	NE		NE		NE	NE	NE
Skin and subcutaneous tissue disorders	Rosacea	4-5	112	22.6	0	0.0	125	25.1	1	0.8		*	Quasi-complete separation of data points detected.				*	WARNING: The relative Hessian convergence criterion of 16.316112867 is greater than the limit of 0.0001. The convergence is questionable.			0.00		Algorithm converged.	0.00	NE	0.9999		>999.99		Algorithm converged.	0.00	NE
Skin and subcutaneous tissue disorders	Sarcoid-like reaction	1-2	187	37.8	0	0.0	187	37.6	0	0.0	NE			NE	NE	NE		NE	NE	NE	NE		NE	NE	NE	NE	NE	NE		NE	NE	NE
Skin and subcutaneous tissue disorders	Sarcoid-like reaction	3	196	39.6	1	0.5	186	37.3	0	0.0		*	Quasi-complete separation of data points detected.				*	ERROR: The mean parameter is either invalid or at a limit of its range for some observations.			NE		Algorithm converged.	NE	NE	NE		NE		Algorithm converged.	NE	NE
Skin and subcutaneous tissue disorders	Sarcoid-like reaction	4-5	112	22.6	0	0.0	125	25.1	0	0.0	NE			NE	NE	NE		NE	NE	NE	NE		NE	NE	NE	NE		NE		NE	NE	NE
Skin and subcutaneous tissue disorders	Scar pain	1-2	187	37.8	0	0.0	187	37.6	0	0.0	NE			NE	NE	NE		NE	NE	NE	NE		NE	NE	NE	NE	NE	NE		NE	NE	NE
Skin and subcutaneous tissue disorders	Scar pain	3	196	39.6	1	0.5	186	37.3	0	0.0		*	Quasi-complete separation of data points detected.				*	ERROR: The mean parameter is either invalid or at a limit of its range for some observations.			NE		Algorithm converged.	NE	NE	NE		NE		Algorithm converged.	NE	NE
Skin and subcutaneous tissue disorders	Scar pain	4-5	112	22.6	0	0.0	125	25.1	0	0.0	NE			NE	NE	NE		NE	NE	NE	NE		NE	NE	NE	NE		NE		NE	NE	NE
Skin and subcutaneous tissue disorders	Seborrhoeic dermatitis	1-2	187	37.8	0	0.0	187	37.6	1	0.5		*	Quasi-complete separation of data points detected.				*	ERROR: Error in computing the link function, its derivatives, or the variance function.			0.00		Algorithm converged.	0.00	NE	0.9999	NE	>999.99		Algorithm converged.	0.00	NE
Skin and subcutaneous tissue disorders	Seborrhoeic dermatitis	3	196	39.6	0	0.0	186	37.3	0	0.0	NE			NE	NE	NE		NE	NE	NE	NE		NE	NE	NE	NE		NE		NE	NE	NE
Skin and subcutaneous tissue disorders	Seborrhoeic dermatitis	4-5	112	22.6	0	0.0	125	25.1	0	0.0	NE			NE	NE	NE		NE	NE	NE	NE		NE	NE	NE	NE		NE		NE	NE	NE
Skin and subcutaneous tissue disorders	Skin burning sensation	1-2	187	37.8	1	0.5	187	37.6	0	0.0		*	Quasi-complete separation of data points detected.				*	ERROR: The mean parameter is either invalid or at a limit of its range for some observations.			NE		Algorithm converged.	NE	NE	NE	NE	NE		Algorithm converged.	NE	NE
Skin and subcutaneous tissue disorders	Skin burning sensation	3	196	39.6	0	0.0	186	37.3	0	0.0	NE			NE	NE	NE		NE	NE	NE	NE		NE	NE	NE	NE		NE		NE	NE	NE
Skin and subcutaneous tissue disorders	Skin burning sensation	4-5	112	22.6	0	0.0	125	25.1	0	0.0	NE			NE	NE	NE		NE	NE	NE	NE		NE	NE	NE	NE		NE		NE	NE	NE
Skin and subcutaneous tissue disorders	Skin discolouration	1-2	187	37.8	1	0.5	187	37.6	1	0.5	1.00		Convergence criterion (GCONV=1E-8) satisfied.	0.06	16.11	0.000		Algorithm converged.	-0.015	0.015	1.00		Algorithm converged.	0.06	15.87	1.0000	0.1543	1.00		Algorithm converged.	0.06	15.87
Skin and subcutaneous tissue disorders	Skin discolouration	3	196	39.6	1	0.5	186	37.3	0	0.0		*	Quasi-complete separation of data points detected.				*	ERROR: The mean parameter is either invalid or at a limit of its range for some observations.			NE		Algorithm converged.	NE	NE	NE		NE		Algorithm converged.	NE	NE
Skin and subcutaneous tissue disorders	Skin discolouration	4-5	112	22.6	0	0.0	125	25.1	2	1.6		*	Quasi-complete separation of data points detected.				*	WARNING: The relative Hessian convergence criterion of 10.206215749 is greater than the limit of 0.0001. The convergence is questionable.			0.00		Algorithm converged.	0.00	NE	0.9999		>999.99		Algorithm converged.	0.00	NE
Skin and subcutaneous tissue disorders	Skin disorder	1-2	187	37.8	1	0.5	187	37.6	0	0.0		*	Quasi-complete separation of data points detected.				*	WARNING: Negative of Hessian not positive definite.			NE		Algorithm converged.	NE	NE	NE	NE	NE		Algorithm converged.	NE	NE
Skin and subcutaneous tissue disorders	Skin disorder	3	196	39.6	0	0.0	186	37.3	0	0.0	NE			NE	NE	NE		NE	NE	NE	NE		NE	NE	NE	NE		NE		NE	NE	NE
Skin and subcutaneous tissue disorders	Skin disorder	4-5	112	22.6	0	0.0	125	25.1	0	0.0	NE			NE	NE	NE		NE	NE	NE	NE		NE	NE	NE	NE		NE		NE	NE	NE
Skin and subcutaneous tissue disorders	Skin exfoliation	1-2	187	37.8	1	0.5	187	37.6	1	0.5	1.00		Convergence criterion (GCONV=1E-8) satisfied.	0.06	16.11	0.000		Algorithm converged.	-0.015	0.015	1.00		Algorithm converged.	0.06	15.87	1.0000	0.5698	1.00		Algorithm converged.	0.06	15.87
Skin and subcutaneous tissue disorders	Skin exfoliation	3	196	39.6	0	0.0	186	37.3	0	0.0	NE			NE	NE	NE		NE	NE	NE	NE		NE	NE	NE	NE		NE		NE	NE	NE
Skin and subcutaneous tissue disorders	Skin exfoliation	4-5	112	22.6	1	0.9	125	25.1	0	0.0		*	Quasi-complete separation of data points detected.				*	WARNING: The relative Hessian convergence criterion of 18.712481934 is greater than the limit of 0.0001. The convergence is questionable.			NE		Algorithm converged.	NE	NE	NE		NE		Algorithm converged.	NE	NE
Skin and subcutaneous tissue disorders	Skin fissures	1-2	187	37.8	0	0.0	187	37.6	1	0.5		*	Quasi-complete separation of data points detected.				*	ERROR: Error in computing the link function, its derivatives, or the variance function.			0.00		Algorithm converged.	0.00	NE	0.9999	1.0000	>999.99		Algorithm converged.	0.00	NE
Skin and subcutaneous tissue disorders	Skin fissures	3	196	39.6	0	0.0	186	37.3	1	0.5		*	Quasi-complete separation of data points detected.				*	ERROR: Error in computing the link function, its derivatives, or the variance function.			0.00		Algorithm converged.	0.00	NE	1.0000		>999.99		Algorithm converged.	0.00	NE
Skin and subcutaneous tissue disorders	Skin fissures	4-5	112	22.6	0	0.0	125	25.1	1	0.8		*	Quasi-complete separation of data points detected.				*	WARNING: The relative Hessian convergence criterion of 16.316112867 is greater than the limit of 0.0001. The convergence is questionable.			0.00		Algorithm converged.	0.00	NE	0.9999		>999.99		Algorithm converged.	0.00	NE
Skin and subcutaneous tissue disorders	Skin fragility	1-2	187	37.8	0	0.0	187	37.6	0	0.0	NE			NE	NE	NE		NE	NE	NE	NE		NE	NE	NE	NE	NE	NE		NE	NE	NE
Skin and subcutaneous tissue disorders	Skin fragility	3	196	39.6	0	0.0	186	37.3	1	0.5		*	Quasi-complete separation of data points detected.				*	ERROR: Error in computing the link function, its derivatives, or the variance function.			0.00		Algorithm converged.	0.00	NE	1.0000		>999.99		Algorithm converged.	0.00	NE
Skin and subcutaneous tissue disorders	Skin fragility	4-5	112	22.6	0	0.0	125	25.1	0	0.0	NE			NE	NE	NE		NE	NE	NE	NE		NE	NE	NE	NE		NE		NE	NE	NE
Skin and subcutaneous tissue disorders	Skin hyperpigmentation	1-2	187	37.8	1	0.5	187	37.6	2	1.1	0.50		Convergence criterion (GCONV=1E-8) satisfied.	0.04	5.53	-0.005		Algorithm converged.	-0.023	0.013	0.50		Algorithm converged.	0.05	5.47	0.5700	NE	2.00		Algorithm converged.	0.18	21.87
Skin and subcutaneous tissue disorders	Skin hyperpigmentation	3	196	39.6	0	0.0	186	37.3	0	0.0	NE			NE	NE	NE		NE	NE	NE	NE		NE	NE	NE	NE		NE		NE	NE	NE
Skin and subcutaneous tissue disorders	Skin hyperpigmentation	4-5	112	22.6	1	0.9	125	25.1	0	0.0		*	Quasi-complete separation of data points detected.				*	WARNING: The relative Hessian convergence criterion of 18.712481801 is greater than the limit of 0.0001. The convergence is questionable.			NE		Algorithm converged.	NE	NE	NE		NE		Algorithm converged.	NE	NE
Skin and subcutaneous tissue disorders	Skin lesion	1-2	187	37.8	1	0.5	187	37.6	0	0.0		*	Quasi-complete separation of data points detected.				*	WARNING: Negative of Hessian not positive definite.			NE		Algorithm converged.	NE	NE	NE	NE	NE		Algorithm converged.	NE	NE
Skin and subcutaneous tissue disorders	Skin lesion	3	196	39.6	0	0.0	186	37.3	0	0.0	NE			NE	NE	NE		NE	NE	NE	NE		NE	NE	NE	NE		NE		NE	NE	NE
Skin and subcutaneous tissue disorders	Skin lesion	4-5	112	22.6	0	0.0	125	25.1	0	0.0	NE			NE	NE	NE		NE	NE	NE	NE		NE	NE	NE	NE		NE		NE	NE	NE
Skin and subcutaneous tissue disorders	Skin plaque	1-2	187	37.8	0	0.0	187	37.6	1	0.5		*	Quasi-complete separation of data points detected.				*	ERROR: Error in computing the link function, its derivatives, or the variance function.			0.00		Algorithm converged.	0.00	NE	0.9999	NE	>999.99		Algorithm converged.	0.00	NE
Skin and subcutaneous tissue disorders	Skin plaque	3	196	39.6	0	0.0	186	37.3	0	0.0	NE			NE	NE	NE		NE	NE	NE	NE		NE	NE	NE	NE		NE		NE	NE	NE
Skin and subcutaneous tissue disorders	Skin plaque	4-5	112	22.6	0	0.0	125	25.1	0	0.0	NE			NE	NE	NE		NE	NE	NE	NE		NE	NE	NE	NE		NE		NE	NE	NE
Skin and subcutaneous tissue disorders	Skin striae	1-2	187	37.8	1	0.5	187	37.6	0	0.0		*	Quasi-complete separation of data points detected.				*	WARNING: Negative of Hessian not positive definite.			NE		Algorithm converged.	NE	NE	NE	NE	NE		Algorithm converged.	NE	NE
Skin and subcutaneous tissue disorders	Skin striae	3	196	39.6	0	0.0	186	37.3	0	0.0	NE			NE	NE	NE		NE	NE	NE	NE		NE	NE	NE	NE		NE		NE	NE	NE
Skin and subcutaneous tissue disorders	Skin striae	4-5	112	22.6	0	0.0	125	25.1	0	0.0	NE			NE	NE	NE		NE	NE	NE	NE		NE	NE	NE	NE		NE		NE	NE	NE
Skin and subcutaneous tissue disorders	Skin ulcer	1-2	187	37.8	2	1.1	187	37.6	0	0.0		*	Quasi-complete separation of data points detected.				*	WARNING: Negative of Hessian not positive definite.			NE		Algorithm converged.	NE	NE	NE	0.3092	NE		Algorithm converged.	NE	NE
Skin and subcutaneous tissue disorders	Skin ulcer	3	196	39.6	1	0.5	186	37.3	1	0.5	0.95		Convergence criterion (GCONV=1E-8) satisfied.	0.06	15.28	0.000		Algorithm converged.	-0.015	0.014	0.95		Algorithm converged.	0.06	15.06	0.9704		1.05		Algorithm converged.	0.07	16.72
Skin and subcutaneous tissue disorders	Skin ulcer	4-5	112	22.6	1	0.9	125	25.1	0	0.0		*	Quasi-complete separation of data points detected.				*	WARNING: The relative Hessian convergence criterion of 18.712481867 is greater than the limit of 0.0001. The convergence is questionable.			NE		Algorithm converged.	NE	NE	NE		NE		Algorithm converged.	NE	NE
Skin and subcutaneous tissue disorders	Superficial inflammatory dermatosis	1-2	187	37.8	1	0.5	187	37.6	0	0.0		*	Quasi-complete separation of data points detected.				*	ERROR: The mean parameter is either invalid or at a limit of its range for some observations.			NE		Algorithm converged.	NE	NE	NE	NE	NE		Algorithm converged.	NE	NE
Skin and subcutaneous tissue disorders	Superficial inflammatory dermatosis	3	196	39.6	0	0.0	186	37.3	0	0.0	NE			NE	NE	NE		NE	NE	NE	NE		NE	NE	NE	NE		NE		NE	NE	NE
Skin and subcutaneous tissue disorders	Superficial inflammatory dermatosis	4-5	112	22.6	0	0.0	125	25.1	0	0.0	NE			NE	NE	NE		NE	NE	NE	NE		NE	NE	NE	NE		NE		NE	NE	NE
Skin and subcutaneous tissue disorders	Toxic skin eruption	1-2	187	37.8	0	0.0	187	37.6	0	0.0	NE			NE	NE	NE		NE	NE	NE	NE		NE	NE	NE	NE	NE	NE		NE	NE	NE
Skin and subcutaneous tissue disorders	Toxic skin eruption	3	196	39.6	1	0.5	186	37.3	0	0.0		*	Quasi-complete separation of data points detected.				*	ERROR: The mean parameter is either invalid or at a limit of its range for some observations.			NE		Algorithm converged.	NE	NE	NE		NE		Algorithm converged.	NE	NE
Skin and subcutaneous tissue disorders	Toxic skin eruption	4-5	112	22.6	1	0.9	125	25.1	0	0.0		*	Quasi-complete separation of data points detected.				*	WARNING: The relative Hessian convergence criterion of 18.712481801 is greater than the limit of 0.0001. The convergence is questionable.			NE		Algorithm converged.	NE	NE	NE		NE		Algorithm converged.	NE	NE
Skin and subcutaneous tissue disorders	Trichodynia	1-2	187	37.8	1	0.5	187	37.6	0	0.0		*	Quasi-complete separation of data points detected.				*	ERROR: The mean parameter is either invalid or at a limit of its range for some observations.			NE		Algorithm converged.	NE	NE	NE	NE	NE		Algorithm converged.	NE	NE
Skin and subcutaneous tissue disorders	Trichodynia	3	196	39.6	0	0.0	186	37.3	0	0.0	NE			NE	NE	NE		NE	NE	NE	NE		NE	NE	NE	NE		NE		NE	NE	NE
Skin and subcutaneous tissue disorders	Trichodynia	4-5	112	22.6	0	0.0	125	25.1	0	0.0	NE			NE	NE	NE		NE	NE	NE	NE		NE	NE	NE	NE		NE		NE	NE	NE
Skin and subcutaneous tissue disorders	Urticaria	1-2	187	37.8	3	1.6	187	37.6	9	4.8	0.32		Convergence criterion (GCONV=1E-8) satisfied.	0.09	1.21	-0.032		Algorithm converged.	-0.068	0.003	0.33		Algorithm converged.	0.09	1.21	0.0953	0.7440	3.00		Algorithm converged.	0.83	10.91
Skin and subcutaneous tissue disorders	Urticaria	3	196	39.6	2	1.0	186	37.3	5	2.7	0.37		Convergence criterion (GCONV=1E-8) satisfied.	0.07	1.95	-0.017		Algorithm converged.	-0.044	0.010	0.38		Algorithm converged.	0.07	1.93	0.2434		2.63		Algorithm converged.	0.52	13.41
Skin and subcutaneous tissue disorders	Urticaria	4-5	112	22.6	1	0.9	125	25.1	1	0.8	1.12		Convergence criterion (GCONV=1E-8) satisfied.	0.07	18.07	0.001		Algorithm converged.	-0.022	0.024	1.12		Algorithm converged.	0.07	17.63	0.9378		0.90		Algorithm converged.	0.06	14.16
Skin and subcutaneous tissue disorders	Vitiligo	1-2	187	37.8	0	0.0	187	37.6	0	0.0	NE			NE	NE	NE		NE	NE	NE	NE		NE	NE	NE	NE	NE	NE		NE	NE	NE
Skin and subcutaneous tissue disorders	Vitiligo	3	196	39.6	0	0.0	186	37.3	1	0.5		*	Quasi-complete separation of data points detected.				*	ERROR: Error in computing the link function, its derivatives, or the variance function.			0.00		Algorithm converged.	0.00	NE	1.0000		>999.99		Algorithm converged.	0.00	NE
Skin and subcutaneous tissue disorders	Vitiligo	4-5	112	22.6	0	0.0	125	25.1	0	0.0	NE			NE	NE	NE		NE	NE	NE	NE		NE	NE	NE	NE		NE		NE	NE	NE
Surgical and medical procedures		1-2	187	37.8	0	0.0	187	37.6	1	0.5		*	Quasi-complete separation of data points detected.				*	ERROR: Error in computing the link function, its derivatives, or the variance function.			0.00		Algorithm converged.	0.00	NE	0.9999	NE	>999.99		Algorithm converged.	0.00	NE
Surgical and medical procedures		3	196	39.6	1	0.5	186	37.3	0	0.0		*	Quasi-complete separation of data points detected.				*	ERROR: The mean parameter is either invalid or at a limit of its range for some observations.			NE		Algorithm converged.	NE	NE	NE		NE		Algorithm converged.	NE	NE
Surgical and medical procedures		4-5	112	22.6	0	0.0	125	25.1	0	0.0	NE			NE	NE	NE		NE	NE	NE	NE		NE	NE	NE	NE		NE		NE	NE	NE
Surgical and medical procedures	Sinus operation	1-2	187	37.8	0	0.0	187	37.6	1	0.5		*	Quasi-complete separation of data points detected.				*	ERROR: Error in computing the link function, its derivatives, or the variance function.			0.00		Algorithm converged.	0.00	NE	0.9999	NE	>999.99		Algorithm converged.	0.00	NE
Surgical and medical procedures	Sinus operation	3	196	39.6	1	0.5	186	37.3	0	0.0		*	Quasi-complete separation of data points detected.				*	ERROR: The mean parameter is either invalid or at a limit of its range for some observations.			NE		Algorithm converged.	NE	NE	NE		NE		Algorithm converged.	NE	NE
Surgical and medical procedures	Sinus operation	4-5	112	22.6	0	0.0	125	25.1	0	0.0	NE			NE	NE	NE		NE	NE	NE	NE		NE	NE	NE	NE		NE		NE	NE	NE

Vascular disorders		1-2	187	37.8	31	16.6	187	37.6	26	13.9	1.23		Convergence criterion (GCONV=1E-8) satisfied.	0.70	2.17	0.027		Algorithm converged.	-0.046	0.100	1.19		Algorithm converged.	0.74	1.93	0.4728	0.1518	0.84		Algorithm converged.	0.52	1.36
Vascular disorders		3	196	39.6	30	15.3	186	37.3	33	17.7	0.84		Convergence criterion (GCONV=1E-8) satisfied.	0.49	1.44	-0.024		Algorithm converged.	-0.099	0.050	0.86		Algorithm converged.	0.55	1.36	0.5218		1.16		Algorithm converged.	0.74	1.82
Vascular disorders		4-5	112	22.6	15	13.4	125	25.1	29	23.2	0.51		Convergence criterion (GCONV=1E-8) satisfied.	0.26	1.01	-0.098		Algorithm converged.	-0.195	-0.001	0.58		Algorithm converged.	0.33	1.02	0.0583		1.73		Algorithm converged.	0.98	3.06
Vascular disorders	Aortic aneurysm	1-2	187	37.8	0	0.0	187	37.6	0	0.0	NE			NE	NE	NE		NE	NE	NE	NE		NE	NE	NE	NE	NE	NE		NE	NE	NE
Vascular disorders	Aortic aneurysm	3	196	39.6	0	0.0	186	37.3	0	0.0	NE			NE	NE	NE		NE	NE	NE	NE		NE	NE	NE	NE		NE		NE	NE	NE
Vascular disorders	Aortic aneurysm	4-5	112	22.6	0	0.0	125	25.1	1	0.8		*	Quasi-complete separation of data points detected.				*	WARNING: The relative Hessian convergence criterion of 16.316112867 is greater than the limit of 0.0001. The convergence is questionable.			0.00		Algorithm converged.	0.00	NE	0.9999		>999.99		Algorithm converged.	0.00	NE
Vascular disorders	Circulatory collapse	1-2	187	37.8	0	0.0	187	37.6	0	0.0	NE			NE	NE	NE		NE	NE	NE	NE		NE	NE	NE	NE	NE	NE		NE	NE	NE
Vascular disorders	Circulatory collapse	3	196	39.6	0	0.0	186	37.3	1	0.5		*	Quasi-complete separation of data points detected.				*	ERROR: Error in computing the link function, its derivatives, or the variance function.			0.00		Algorithm converged.	0.00	NE	1.0000		>999.99		Algorithm converged.	0.00	NE
Vascular disorders	Circulatory collapse	4-5	112	22.6	0	0.0	125	25.1	0	0.0	NE			NE	NE	NE		NE	NE	NE	NE		NE	NE	NE	NE		NE		NE	NE	NE
Vascular disorders	Deep vein thrombosis	1-2	187	37.8	2	1.1	187	37.6	1	0.5	2.01		Convergence criterion (GCONV=1E-8) satisfied.	0.18	22.37	0.005		Algorithm converged.	-0.013	0.023	2.00		Algorithm converged.	0.18	21.87	0.5700	0.0754	0.50		Algorithm converged.	0.05	5.47
Vascular disorders	Deep vein thrombosis	3	196	39.6	3	1.5	186	37.3	1	0.5	2.88		Convergence criterion (GCONV=1E-8) satisfied.	0.30	27.89	0.010		Algorithm converged.	-0.010	0.030	2.85		Algorithm converged.	0.30	27.13	0.3630		0.35		Algorithm converged.	0.04	3.35
Vascular disorders	Deep vein thrombosis	4-5	112	22.6	0	0.0	125	25.1	3	2.4		*	Quasi-complete separation of data points detected.				*	WARNING: The relative Hessian convergence criterion of 7.6329170858 is greater than the limit of 0.0001. The convergence is questionable.			0.00		Algorithm converged.	0.00	NE	0.9999		>999.99		Algorithm converged.	0.00	NE
Vascular disorders	Embolism	1-2	187	37.8	1	0.5	187	37.6	2	1.1	0.50		Convergence criterion (GCONV=1E-8) satisfied.	0.04	5.53	-0.005		Algorithm converged.	-0.023	0.013	0.50		Algorithm converged.	0.05	5.47	0.5700	0.5580	2.00		Algorithm converged.	0.18	21.87
Vascular disorders	Embolism	3	196	39.6	0	0.0	186	37.3	1	0.5		*	Quasi-complete separation of data points detected.				*	ERROR: Error in computing the link function, its derivatives, or the variance function.			0.00		Algorithm converged.	0.00	NE	1.0000		>999.99		Algorithm converged.	0.00	NE
Vascular disorders	Embolism	4-5	112	22.6	0	0.0	125	25.1	1	0.8		*	Quasi-complete separation of data points detected.				*	WARNING: The relative Hessian convergence criterion of 16.31611281 is greater than the limit of 0.0001. The convergence is questionable.			0.00		Algorithm converged.	0.00	NE	0.9999		>999.99		Algorithm converged.	0.00	NE
Vascular disorders	Flushing	1-2	187	37.8	2	1.1	187	37.6	1	0.5	2.01		Convergence criterion (GCONV=1E-8) satisfied.	0.18	22.37	0.005		Algorithm converged.	-0.013	0.023	2.00		Algorithm converged.	0.18	21.87	0.5700	0.3017	0.50		Algorithm converged.	0.05	5.47
Vascular disorders	Flushing	3	196	39.6	1	0.5	186	37.3	5	2.7	0.19		Convergence criterion (GCONV=1E-8) satisfied.	0.02	1.60	-0.022		Algorithm converged.	-0.047	0.004	0.19		Algorithm converged.	0.02	1.61	0.1276		5.27		Algorithm converged.	0.62	44.68
Vascular disorders	Flushing	4-5	112	22.6	1	0.9	125	25.1	3	2.4	0.37		Convergence criterion (GCONV=1E-8) satisfied.	0.04	3.57	-0.015		Algorithm converged.	-0.047	0.017	0.37		Algorithm converged.	0.04	3.53	0.3888		2.69		Algorithm converged.	0.28	25.47
Vascular disorders	Haematoma	1-2	187	37.8	3	1.6	187	37.6	1	0.5	3.03		Convergence criterion (GCONV=1E-8) satisfied.	0.31	29.41	0.011		Algorithm converged.	-0.010	0.032	3.00		Algorithm converged.	0.31	28.58	0.3394	0.1592	0.33		Algorithm converged.	0.03	3.18
Vascular disorders	Haematoma	3	196	39.6	2	1.0	186	37.3	0	0.0		*	Quasi-complete separation of data points detected.				*	WARNING: The relative Hessian convergence criterion of 14.688690874 is greater than the limit of 0.0001. The convergence is questionable.			NE		Algorithm converged.	NE	NE	NE		NE		Algorithm converged.	NE	NE
Vascular disorders	Haematoma	4-5	112	22.6	0	0.0	125	25.1	1	0.8		*	Quasi-complete separation of data points detected.				*	WARNING: The relative Hessian convergence criterion of 16.316112867 is greater than the limit of 0.0001. The convergence is questionable.			0.00		Algorithm converged.	0.00	NE	0.9999		>999.99		Algorithm converged.	0.00	NE
Vascular disorders	Haemorrhage	1-2	187	37.8	0	0.0	187	37.6	1	0.5		*	Quasi-complete separation of data points detected.				*	ERROR: Error in computing the link function, its derivatives, or the variance function.			0.00		Algorithm converged.	0.00	NE	0.9999	NE	>999.99		Algorithm converged.	0.00	NE
Vascular disorders	Haemorrhage	3	196	39.6	0	0.0	186	37.3	0	0.0	NE			NE	NE	NE		NE	NE	NE	NE		NE	NE	NE	NE		NE		NE	NE	NE
Vascular disorders	Haemorrhage	4-5	112	22.6	0	0.0	125	25.1	1	0.8		*	Quasi-complete separation of data points detected.				*	WARNING: The relative Hessian convergence criterion of 16.31611281 is greater than the limit of 0.0001. The convergence is questionable.			0.00		Algorithm converged.	0.00	NE	0.9999		>999.99		Algorithm converged.	0.00	NE
Vascular disorders	Hot flush	1-2	187	37.8	4	2.1	187	37.6	3	1.6	1.34		Convergence criterion (GCONV=1E-8) satisfied.	0.30	6.07	0.005		Algorithm converged.	-0.022	0.033	1.33		Algorithm converged.	0.30	5.88	0.7038	0.2810	0.75		Algorithm converged.	0.17	3.31
Vascular disorders	Hot flush	3	196	39.6	1	0.5	186	37.3	5	2.7	0.19		Convergence criterion (GCONV=1E-8) satisfied.	0.02	1.60	-0.022		Algorithm converged.	-0.047	0.004	0.19		Algorithm converged.	0.02	1.61	0.1276		5.27		Algorithm converged.	0.62	44.68
Vascular disorders	Hot flush	4-5	112	22.6	1	0.9	125	25.1	2	1.6	0.55		Convergence criterion (GCONV=1E-8) satisfied.	0.05	6.19	-0.007		Algorithm converged.	-0.035	0.021	0.56		Algorithm converged.	0.05	6.07	0.6319		1.79		Algorithm converged.	0.16	19.50
Vascular disorders	Hypertension	1-2	187	37.8	6	3.2	187	37.6	9	4.8	0.66		Convergence criterion (GCONV=1E-8) satisfied.	0.23	1.88	-0.016		Algorithm converged.	-0.056	0.024	0.67		Algorithm converged.	0.24	1.84	0.4327	0.8736	1.50		Algorithm converged.	0.54	4.13
Vascular disorders	Hypertension	3	196	39.6	6	3.1	186	37.3	9	4.8	0.62		Convergence criterion (GCONV=1E-8) satisfied.	0.22	1.78	-0.018		Algorithm converged.	-0.057	0.021	0.63		Algorithm converged.	0.23	1.74	0.3759		1.58		Algorithm converged.	0.57	4.35
Vascular disorders	Hypertension	4-5	112	22.6	5	4.5	125	25.1	6	4.8	0.93		Convergence criterion (GCONV=1E-8) satisfied.	0.27	3.12	-0.003		Algorithm converged.	-0.057	0.050	0.93		Algorithm converged.	0.29	2.96	0.9024		1.08		Algorithm converged.	0.34	3.43
Vascular disorders	Hypertensive crisis	1-2	187	37.8	0	0.0	187	37.6	1	0.5		*	Quasi-complete separation of data points detected.				*	ERROR: Error in computing the link function, its derivatives, or the variance function.			0.00		Algorithm converged.	0.00	NE	0.9999	NE	>999.99		Algorithm converged.	0.00	NE
Vascular disorders	Hypertensive crisis	3	196	39.6	0	0.0	186	37.3	0	0.0	NE			NE	NE	NE		NE	NE	NE	NE		NE	NE	NE	NE		NE		NE	NE	NE
Vascular disorders	Hypertensive crisis	4-5	112	22.6	0	0.0	125	25.1	0	0.0	NE			NE	NE	NE		NE	NE	NE	NE		NE	NE	NE	NE		NE		NE	NE	NE
Vascular disorders	Hypotension	1-2	187	37.8	7	3.7	187	37.6	4	2.1	1.78		Convergence criterion (GCONV=1E-8) satisfied.	0.51	6.18	0.016		Algorithm converged.	-0.018	0.050	1.75		Algorithm converged.	0.52	5.88	0.3653	0.3893	0.57		Algorithm converged.	0.17	1.92
Vascular disorders	Hypotension	3	196	39.6	6	3.1	186	37.3	9	4.8	0.62		Convergence criterion (GCONV=1E-8) satisfied.	0.22	1.78	-0.018		Algorithm converged.	-0.057	0.021	0.63		Algorithm converged.	0.23	1.74	0.3759		1.58		Algorithm converged.	0.57	4.35
Vascular disorders	Hypotension	4-5	112	22.6	5	4.5	125	25.1	8	6.4	0.68		Convergence criterion (GCONV=1E-8) satisfied.	0.22	2.15	-0.019		Algorithm converged.	-0.077	0.038	0.70		Algorithm converged.	0.24	2.07	0.5164		1.43		Algorithm converged.	0.48	4.25
Vascular disorders	Hypovolaemic shock	1-2	187	37.8	0	0.0	187	37.6	0	0.0	NE			NE	NE	NE		NE	NE	NE	NE		NE	NE	NE	NE	NE	NE		NE	NE	NE
Vascular disorders	Hypovolaemic shock	3	196	39.6	0	0.0	186	37.3	0	0.0	NE			NE	NE	NE		NE	NE	NE	NE		NE	NE	NE	NE		NE		NE	NE	NE
Vascular disorders	Hypovolaemic shock	4-5	112	22.6	0	0.0	125	25.1	1	0.8		*	Quasi-complete separation of data points detected.				*	WARNING: The relative Hessian convergence criterion of 16.316112867 is greater than the limit of 0.0001. The convergence is questionable.			0.00		Algorithm converged.	0.00	NE	0.9999		>999.99		Algorithm converged.	0.00	NE
Vascular disorders	Jugular vein thrombosis	1-2	187	37.8	2	1.1	187	37.6	0	0.0		*	Quasi-complete separation of data points detected.				*	ERROR: Error in computing the link function, its derivatives, or the variance function.			NE		Algorithm converged.	NE	NE	NE	0.1581	NE		Algorithm converged.	NE	NE
Vascular disorders	Jugular vein thrombosis	3	196	39.6	2	1.0	186	37.3	1	0.5	1.91		Convergence criterion (GCONV=1E-8) satisfied.	0.17	21.21	0.005		Algorithm converged.	-0.013	0.022	1.90		Algorithm converged.	0.17	20.76	0.5996		0.53		Algorithm converged.	0.05	5.76
Vascular disorders	Jugular vein thrombosis	4-5	112	22.6	0	0.0	125	25.1	1	0.8		*	Quasi-complete separation of data points detected.				*	WARNING: The relative Hessian convergence criterion of 16.316112867 is greater than the limit of 0.0001. The convergence is questionable.			0.00		Algorithm converged.	0.00	NE	0.9999		>999.99		Algorithm converged.	0.00	NE
Vascular disorders	Lymphoedema	1-2	187	37.8	1	0.5	187	37.6	0	0.0		*	Quasi-complete separation of data points detected.				*	ERROR: The mean parameter is either invalid or at a limit of its range for some observations.			NE		Algorithm converged.	NE	NE	NE	NE	NE		Algorithm converged.	NE	NE
Vascular disorders	Lymphoedema	3	196	39.6	0	0.0	186	37.3	0	0.0	NE			NE	NE	NE		NE	NE	NE	NE		NE	NE	NE	NE		NE		NE	NE	NE
Vascular disorders	Lymphoedema	4-5	112	22.6	0	0.0	125	25.1	0	0.0	NE			NE	NE	NE		NE	NE	NE	NE		NE	NE	NE	NE		NE		NE	NE	NE
Vascular disorders	Orthostatic hypotension	1-2	187	37.8	0	0.0	187	37.6	0	0.0	NE			NE	NE	NE		NE	NE	NE	NE		NE	NE	NE	NE	NE	NE		NE	NE	NE
Vascular disorders	Orthostatic hypotension	3	196	39.6	1	0.5	186	37.3	0	0.0		*	Quasi-complete separation of data points detected.				*	ERROR: The mean parameter is either invalid or at a limit of its range for some observations.			NE		Algorithm converged.	NE	NE	NE		NE		Algorithm converged.	NE	NE
Vascular disorders	Orthostatic hypotension	4-5	112	22.6	0	0.0	125	25.1	0	0.0	NE			NE	NE	NE		NE	NE	NE	NE		NE	NE	NE	NE		NE		NE	NE	NE
Vascular disorders	Pallor	1-2	187	37.8	0	0.0	187	37.6	0	0.0	NE			NE	NE	NE		NE	NE	NE	NE		NE	NE	NE	NE	NE	NE		NE	NE	NE
Vascular disorders	Pallor	3	196	39.6	0	0.0	186	37.3	1	0.5		*	Quasi-complete separation of data points detected.				*	ERROR: Error in computing the link function, its derivatives, or the variance function.			0.00		Algorithm converged.	0.00	NE	1.0000		>999.99		Algorithm converged.	0.00	NE
Vascular disorders	Pallor	4-5	112	22.6	0	0.0	125	25.1	0	0.0	NE			NE	NE	NE		NE	NE	NE	NE		NE	NE	NE	NE		NE		NE	NE	NE
Vascular disorders	Pelvic venous thrombosis	1-2	187	37.8	0	0.0	187	37.6	0	0.0	NE			NE	NE	NE		NE	NE	NE	NE		NE	NE	NE	NE	NE	NE		NE	NE	NE
Vascular disorders	Pelvic venous thrombosis	3	196	39.6	1	0.5	186	37.3	0	0.0		*	Quasi-complete separation of data points detected.				*	ERROR: The mean parameter is either invalid or at a limit of its range for some observations.			NE		Algorithm converged.	NE	NE	NE		NE		Algorithm converged.	NE	NE
Vascular disorders	Pelvic venous thrombosis	4-5	112	22.6	0	0.0	125	25.1	0	0.0	NE			NE	NE	NE		NE	NE	NE	NE		NE	NE	NE	NE		NE		NE	NE	NE
Vascular disorders	Peripheral coldness	1-2	187	37.8	0	0.0	187	37.6	0	0.0	NE			NE	NE	NE		NE	NE	NE	NE		NE	NE	NE	NE	NE	NE		NE	NE	NE
Vascular disorders	Peripheral coldness	3	196	39.6	0	0.0	186	37.3	1	0.5		*	Quasi-complete separation of data points detected.				*	ERROR: Error in computing the link function, its derivatives, or the variance function.			0.00		Algorithm converged.	0.00	NE	1.0000		>999.99		Algorithm converged.	0.00	NE
Vascular disorders	Peripheral coldness	4-5	112	22.6	0	0.0	125	25.1	1	0.8		*	Quasi-complete separation of data points detected.				*	WARNING: The relative Hessian convergence criterion of 16.316112867 is greater than the limit of 0.0001. The convergence is questionable.			0.00		Algorithm converged.	0.00	NE	0.9999		>999.99		Algorithm converged.	0.00	NE
Vascular disorders	Peripheral embolism	1-2	187	37.8	0	0.0	187	37.6	0	0.0	NE			NE	NE	NE		NE	NE	NE	NE		NE	NE	NE	NE	NE	NE		NE	NE	NE
Vascular disorders	Peripheral embolism	3	196	39.6	1	0.5	186	37.3	0	0.0		*	Quasi-complete separation of data points detected.				*	ERROR: The mean parameter is either invalid or at a limit of its range for some observations.			NE		Algorithm converged.	NE	NE	NE		NE		Algorithm converged.	NE	NE
Vascular disorders	Peripheral embolism	4-5	112	22.6	0	0.0	125	25.1	0	0.0	NE			NE	NE	NE		NE	NE	NE	NE		NE	NE	NE	NE		NE		NE	NE	NE
Vascular disorders	Peripheral ischaemia	1-2	187	37.8	0	0.0	187	37.6	0	0.0	NE			NE	NE	NE		NE	NE	NE	NE		NE	NE	NE	NE	NE	NE		NE	NE	NE
Vascular disorders	Peripheral ischaemia	3	196	39.6	0	0.0	186	37.3	0	0.0	NE			NE	NE	NE		NE	NE	NE	NE		NE	NE	NE	NE		NE		NE	NE	NE
Vascular disorders	Peripheral ischaemia	4-5	112	22.6	0	0.0	125	25.1	1	0.8		*	Quasi-complete separation of data points detected.				*	WARNING: The relative Hessian convergence criterion of 16.31611281 is greater than the limit of 0.0001. The convergence is questionable.			0.00		Algorithm converged.	0.00	NE	0.9999		>999.99		Algorithm converged.	0.00	NE
Vascular disorders	Peripheral venous disease	1-2	187	37.8	0	0.0	187	37.6	1	0.5		*	Quasi-complete separation of data points detected.				*	ERROR: Error in computing the link function, its derivatives, or the variance function.			0.00		Algorithm converged.	0.00	NE	0.9999	NE	>999.99		Algorithm converged.	0.00	NE
Vascular disorders	Peripheral venous disease	3	196	39.6	0	0.0	186	37.3	0	0.0	NE			NE	NE	NE		NE	NE	NE	NE		NE	NE	NE	NE		NE		NE	NE	NE
Vascular disorders	Peripheral venous disease	4-5	112	22.6	0	0.0	125	25.1	0	0.0	NE			NE	NE	NE		NE	NE	NE	NE		NE	NE	NE	NE		NE		NE	NE	NE
Vascular disorders	Phlebitis	1-2	187	37.8	1	0.5	187	37.6	0	0.0		*	Quasi-complete separation of data points detected.				*	WARNING: Negative of Hessian not positive definite.			NE		Algorithm converged.	NE	NE	NE	0.3480	NE		Algorithm converged.	NE	NE
Vascular disorders	Phlebitis	3	196	39.6	0	0.0	186	37.3	0	0.0	NE			NE	NE	NE		NE	NE	NE	NE		NE	NE	NE	NE		NE		NE	NE	NE
Vascular disorders	Phlebitis	4-5	112	22.6	1	0.9	125	25.1	3	2.4	0.37		Convergence criterion (GCONV=1E-8) satisfied.	0.04	3.57	-0.015		Algorithm converged.	-0.047	0.017	0.37		Algorithm converged.	0.04	3.53	0.3888		2.69		Algorithm converged.	0.28	25.47
Vascular disorders	Subgaleal haematoma	1-2	187	37.8	0	0.0	187	37.6	0	0.0	NE			NE	NE	NE		NE	NE	NE	NE		NE	NE	NE	NE	NE	NE		NE	NE	NE
Vascular disorders	Subgaleal haematoma	3	196	39.6	0	0.0	186	37.3	0	0.0	NE			NE	NE	NE		NE	NE	NE	NE		NE	NE	NE	NE		NE		NE	NE	NE
Vascular disorders	Subgaleal haematoma	4-5	112	22.6	0	0.0	125	25.1	1	0.8		*	Quasi-complete separation of data points detected.				*	WARNING: The relative Hessian convergence criterion of 16.316112867 is greater than the limit of 0.0001. The convergence is questionable.			0.00		Algorithm converged.	0.00	NE	0.9999		>999.99		Algorithm converged.	0.00	NE
Vascular disorders	Superficial vein thrombosis	1-2	187	37.8	1	0.5	187	37.6	0	0.0		*	Quasi-complete separation of data points detected.				*	ERROR: The mean parameter is either invalid or at a limit of its range for some observations.			NE		Algorithm converged.	NE	NE	NE	NE	NE		Algorithm converged.	NE	NE
Vascular disorders	Superficial vein thrombosis	3	196	39.6	0	0.0	186	37.3	1	0.5		*	Quasi-complete separation of data points detected.				*	ERROR: Error in computing the link function, its derivatives, or the variance function.			0.00		Algorithm converged.	0.00	NE	1.0000		>999.99		Algorithm converged.	0.00	NE
Vascular disorders	Superficial vein thrombosis	4-5	112	22.6	0	0.0	125	25.1	0	0.0	NE			NE	NE	NE		NE	NE	NE	NE		NE	NE	NE	NE		NE		NE	NE	NE
Vascular disorders	Systolic hypertension	1-2	187	37.8	0	0.0	187	37.6	0	0.0	NE			NE	NE	NE		NE	NE	NE	NE		NE	NE	NE	NE	NE	NE		NE	NE	NE
Vascular disorders	Systolic hypertension	3	196	39.6	1	0.5	186	37.3	0	0.0		*	Quasi-complete separation of data points detected.				*	ERROR: The mean parameter is either invalid or at a limit of its range for some observations.			NE		Algorithm converged.	NE	NE	NE		NE		Algorithm converged.	NE	NE
Vascular disorders	Systolic hypertension	4-5	112	22.6	0	0.0	125	25.1	0	0.0	NE			NE	NE	NE		NE	NE	NE	NE		NE	NE	NE	NE		NE		NE	NE	NE
Vascular disorders	Thrombophlebitis	1-2	187	37.8	2	1.1	187	37.6	2	1.1	1.00		Convergence criterion (GCONV=1E-8) satisfied.	0.14	7.17	0.000		Algorithm converged.	-0.021	0.021	1.00		Algorithm converged.	0.14	7.02	1.0000	0.5147	1.00		Algorithm converged.	0.14	7.02
Vascular disorders	Thrombophlebitis	3	196	39.6	0	0.0	186	37.3	1	0.5		*	Quasi-complete separation of data points detected.				*	ERROR: Error in computing the link function, its derivatives, or the variance function.			0.00		Algorithm converged.	0.00	NE	1.0000		>999.99		Algorithm converged.	0.00	NE
Vascular disorders	Thrombophlebitis	4-5	112	22.6	1	0.9	125	25.1	1	0.8	1.12		Convergence criterion (GCONV=1E-8) satisfied.	0.07	18.07	0.001		Algorithm converged.	-0.022	0.024	1.12		Algorithm converged.	0.07	17.63	0.9378		0.90		Algorithm converged.	0.06	14.16
Vascular disorders	Thrombosis	1-2	187	37.8	1	0.5	187	37.6	3	1.6	0.33		Convergence criterion (GCONV=1E-8) satisfied.	0.03	3.20	-0.011		Algorithm converged.	-0.032	0.010	0.33		Algorithm converged.	0.03	3.18	0.3394	0.3661	3.00		Algorithm converged.	0.31	28.58
Vascular disorders	Thrombosis	3	196	39.6	3	1.5	186	37.3	1	0.5	2.88		Convergence criterion (GCONV=1E-8) satisfied.	0.30	27.89	0.010		Algorithm converged.	-0.010	0.030	2.85		Algorithm converged.	0.30	27.13	0.3630		0.35		Algorithm converged.	0.04	3.35
Vascular disorders	Thrombosis	4-5	112	22.6	0	0.0	125	25.1	0	0.0	NE			NE	NE	NE		NE	NE	NE	NE		NE	NE	NE	NE		NE		NE	NE	NE
Vascular disorders	Varicose vein	1-2	187	37.8	1	0.5	187	37.6	0	0.0		*	Quasi-complete separation of data points detected.				*	ERROR: The mean parameter is either invalid or at a limit of its range for some observations.			NE		Algorithm converged.	NE	NE	NE	NE	NE		Algorithm converged.	NE	NE
Vascular disorders	Varicose vein	3	196	39.6	0	0.0	186	37.3	0	0.0	NE			NE	NE	NE		NE	NE	NE	NE		NE	NE	NE	NE		NE		NE	NE	NE
Vascular disorders	Varicose vein	4-5	112	22.6	0	0.0	125	25.1	0	0.0	NE			NE	NE	NE		NE	NE	NE	NE		NE	NE	NE	NE		NE		NE	NE	NE
Vascular disorders	Vascular pain	1-2	187	37.8	0	0.0	187	37.6	1	0.5		*	Quasi-complete separation of data points detected.				*	ERROR: Error in computing the link function, its derivatives, or the variance function.			0.00		Algorithm converged.	0.00	NE	0.9999	NE	>999.99		Algorithm converged.	0.00	NE
Vascular disorders	Vascular pain	3	196	39.6	1	0.5	186	37.3	0	0.0		*	Quasi-complete separation of data points detected.				*	ERROR: The mean parameter is either invalid or at a limit of its range for some observations.			NE		Algorithm converged.	NE	NE	NE		NE		Algorithm converged.	NE	NE
Vascular disorders	Vascular pain	4-5	112	22.6	0	0.0	125	25.1	0	0.0	NE			NE	NE	NE		NE	NE	NE	NE		NE	NE	NE	NE		NE		NE	NE	NE
Vascular disorders	Vasculitis	1-2	187	37.8	2	1.1	187	37.6	0	0.0		*	Quasi-complete separation of data points detected.				*	WARNING: Negative of Hessian not positive definite.			NE		Algorithm converged.	NE	NE	NE	1.0000	NE		Algorithm converged.	NE	NE
Vascular disorders	Vasculitis	3	196	39.6	1	0.5	186	37.3	0	0.0		*	Quasi-complete separation of data points detected.				*	ERROR: The mean parameter is either invalid or at a limit of its range for some observations.			NE		Algorithm converged.	NE	NE	NE		NE		Algorithm converged.	NE	NE
Vascular disorders	Vasculitis	4-5	112	22.6	1	0.9	125	25.1	0	0.0		*	Quasi-complete separation of data points detected.				*	WARNING: The relative Hessian convergence criterion of 18.712481867 is greater than the limit of 0.0001. The convergence is questionable.			NE		Algorithm converged.	NE	NE	NE		NE		Algorithm converged.	NE	NE
Vascular disorders	Vein disorder	1-2	187	37.8	0	0.0	187	37.6	0	0.0	NE			NE	NE	NE		NE	NE	NE	NE		NE	NE	NE	NE	NE	NE		NE	NE	NE
Vascular disorders	Vein disorder	3	196	39.6	1	0.5	186	37.3	0	0.0		*	Quasi-complete separation of data points detected.				*	ERROR: The mean parameter is either invalid or at a limit of its range for some observations.			NE		Algorithm converged.	NE	NE	NE		NE		Algorithm converged.	NE	NE
Vascular disorders	Vein disorder	4-5	112	22.6	0	0.0	125	25.1	0	0.0	NE			NE	NE	NE		NE	NE	NE	NE		NE	NE	NE	NE		NE		NE	NE	NE
Vascular disorders	Venous thrombosis	1-2	187	37.8	1	0.5	187	37.6	0	0.0		*	Quasi-complete separation of data points detected.				*	WARNING: Negative of Hessian not positive definite.			NE		Algorithm converged.	NE	NE	NE	NE	NE		Algorithm converged.	NE	NE
Vascular disorders	Venous thrombosis	3	196	39.6	0	0.0	186	37.3	0	0.0	NE			NE	NE	NE		NE	NE	NE	NE		NE	NE	NE	NE		NE		NE	NE	NE
Vascular disorders	Venous thrombosis	4-5	112	22.6	0	0.0	125	25.1	1	0.8		*	Quasi-complete separation of data points detected.				*	WARNING: The relative Hessian convergence criterion of 16.316112867 is greater than the limit of 0.0001. The convergence is questionable.			0.00		Algorithm converged.	0.00	NE	0.9999		>999.99		Algorithm converged.	0.00	NE
Vascular disorders	Venous thrombosis limb	1-2	187	37.8	0	0.0	187	37.6	0	0.0	NE			NE	NE	NE		NE	NE	NE	NE		NE	NE	NE	NE	NE	NE		NE	NE	NE
Vascular disorders	Venous thrombosis limb	3	196	39.6	1	0.5	186	37.3	0	0.0		*	Quasi-complete separation of data points detected.				*	ERROR: The mean parameter is either invalid or at a limit of its range for some observations.			NE		Algorithm converged.	NE	NE	NE		NE		Algorithm converged.	NE	NE
Vascular disorders	Venous thrombosis limb	4-5	112	22.6	0	0.0	125	25.1	0	0.0	NE			NE	NE	NE		NE	NE	NE	NE		NE	NE	NE	NE		NE		NE	NE	NE

Includes treatment-emergent AEs during AE reporting period only, which is defined as new or worsening AE from the first dose of any study drug through 90 days after the last dose of any study drug or prior to NALT, whichever is earlier.
Test for interaction based on RR (Log-binomial regression)
* indicates convergence problem. Result is uninterpretable.
Clinical cut-off: 15JUN2022

Program: root/clinical_studies/RO5541077/CDPT7884/GO39942/data_analysis/ACE_FINAL_OS/prod/program/t_ae_raw_soc.sas
Output: root/clinical_studies/RO5541077/CDPT7884/GO39942/data_analysis/ACE_FINAL_OS/prod/output/t_ae_raw_soc_sg2_AE_SE_POOLED_15JUN2022_39942.xls
08FEB2023 17:30

POPULATION: Global and China Extension Population, Safety-Evaluable Population
ENDPOINT: Any AEs
MODEL: Unstratified analysis
STUDY: GO39942
Dichotomous Analysis by Subgroups (Safety)

Geographic region

			Polatuzumab Vedotin + R-CHP (N=495)				R-CHOP (N=498)				Polatuzumab Vedotin + R-CHP vs. R-CHOP																	R-CHOP vs. Polatuzumab Vedotin + R-CHP				
			Patients		Patients with Event		Patients		Patients with Event		Odds Ratio					Absolute Risk Difference					Relative Risk							Relative Risk				
MedDRA System Organ Class	MedDRA Preferred Term	Level	n	%	n	%	n	%	n	%	Odds Ratio		Convergence Reason	95% Lower CL	95% Upper CL	Absolute Risk		Convergence Reason	95% Lower CL	95% Upper CL	Relative Risk		Convergence Reason	95% Lower CL	95% Upper CL	p-value (Wald)	Interaction Test p-value (likelihood ratio)	Relative Risk		Convergence Reason	95% Lower CL	95% Upper CL
Blood and lymphatic system disorders		Western Europe/United States/Canada/Australia	298	60.2	149	50.0	300	60.2	141	47.0	1.13		Convergence criterion (GCONV=1E-8) satisfied.	0.82	1.55	0.030		Algorithm converged.	-0.050	0.110	1.06		Algorithm converged.	0.90	1.26	0.4632	0.6711	0.94		Algorithm converged.	0.80	1.11
Blood and lymphatic system disorders		Asia	140	28.3	99	70.7	139	27.9	84	60.4	1.58		Convergence criterion (GCONV=1E-8) satisfied.	0.96	2.60	0.103		Algorithm converged.	-0.008	0.214	1.17		Algorithm converged.	0.99	1.39	0.0728		0.85		Algorithm converged.	0.72	1.01
Blood and lymphatic system disorders		Rest of World	57	11.5	33	57.9	59	11.8	33	55.9	1.08		Convergence criterion (GCONV=1E-8) satisfied.	0.52	2.26	0.020		Algorithm converged.	-0.161	0.200	1.04		Algorithm converged.	0.75	1.42	0.8310		0.97		Algorithm converged.	0.70	1.33
Blood and lymphatic system disorders	Agranulocytosis	Western Europe/United States/Canada/Australia	298	60.2	0	0.0	300	60.2	1	0.3		*	Quasi-complete separation of data points detected.				*	ERROR: The mean parameter is either invalid or at a limit of its range for some observations.			0.00		Algorithm converged.	0.00	NE	0.9999	NE	>999.99		Algorithm converged.	0.00	NE
Blood and lymphatic system disorders	Agranulocytosis	Asia	140	28.3	0	0.0	139	27.9	0	0.0	NE			NE	NE	NE		NE	NE	NE	NE		NE	NE	NE	NE		NE		NE	NE	NE
Blood and lymphatic system disorders	Agranulocytosis	Rest of World	57	11.5	0	0.0	59	11.8	0	0.0	NE			NE	NE	NE		NE	NE	NE	NE		NE	NE	NE	NE		NE		NE	NE	NE
Blood and lymphatic system disorders	Anaemia	Western Europe/United States/Canada/Australia	298	60.2	88	29.5	300	60.2	74	24.7	1.28		Convergence criterion (GCONV=1E-8) satisfied.	0.89	1.84	0.049		Algorithm converged.	-0.023	0.120	1.20		Algorithm converged.	0.92	1.56	0.1821	0.6994	0.84		Algorithm converged.	0.64	1.09
Blood and lymphatic system disorders	Anaemia	Asia	140	28.3	62	44.3	139	27.9	56	40.3	1.18		Convergence criterion (GCONV=1E-8) satisfied.	0.73	1.90	0.040		Algorithm converged.	-0.076	0.156	1.10		Algorithm converged.	0.84	1.45	0.4997		0.91		Algorithm converged.	0.69	1.20
Blood and lymphatic system disorders	Anaemia	Rest of World	57	11.5	14	24.6	59	11.8	16	27.1	0.88		Convergence criterion (GCONV=1E-8) satisfied.	0.38	2.01	-0.026		Algorithm converged.	-0.185	0.134	0.91		Algorithm converged.	0.49	1.68	0.7534		1.10		Algorithm converged.	0.60	2.05
Blood and lymphatic system disorders	Aplasia pure red cell	Western Europe/United States/Canada/Australia	298	60.2	1	0.3	300	60.2	1	0.3	1.01		Convergence criterion (GCONV=1E-8) satisfied.	0.06	16.17	0.000		Algorithm converged.	-0.009	0.009	1.01		Algorithm converged.	0.06	16.02	0.9962	1.0000	0.99		Algorithm converged.	0.06	15.81
Blood and lymphatic system disorders	Aplasia pure red cell	Asia	140	28.3	0	0.0	139	27.9	0	0.0	NE			NE	NE	NE		NE	NE	NE	NE		NE	NE	NE	NE		NE		NE	NE	NE
Blood and lymphatic system disorders	Aplasia pure red cell	Rest of World	57	11.5	0	0.0	59	11.8	0	0.0	NE			NE	NE	NE		NE	NE	NE	NE		NE	NE	NE	NE		NE		NE	NE	NE
Blood and lymphatic system disorders	Cytopenia	Western Europe/United States/Canada/Australia	298	60.2	1	0.3	300	60.2	0	0.0		*	Quasi-complete separation of data points detected.				*	WARNING: The relative Hessian convergence criterion of 44.806790292 is greater than the limit of 0.0001. The convergence is questionable.			NE		Algorithm converged.	NE	NE	NE	NE	NE		Algorithm converged.	NE	NE
Blood and lymphatic system disorders	Cytopenia	Asia	140	28.3	0	0.0	139	27.9	1	0.7		*	Quasi-complete separation of data points detected.				*	WARNING: The relative Hessian convergence criterion of 19.480043432 is greater than the limit of 0.0001. The convergence is questionable.			0.00		Algorithm converged.	0.00	NE	0.9999		>999.99		Algorithm converged.	0.00	NE
Blood and lymphatic system disorders	Cytopenia	Rest of World	57	11.5	0	0.0	59	11.8	0	0.0	NE			NE	NE	NE		NE	NE	NE	NE		NE	NE	NE	NE		NE		NE	NE	NE
Blood and lymphatic system disorders	Erythropenia	Western Europe/United States/Canada/Australia	298	60.2	0	0.0	300	60.2	0	0.0	NE			NE	NE	NE		NE	NE	NE	NE		NE	NE	NE	NE	NE	NE		NE	NE	NE
Blood and lymphatic system disorders	Erythropenia	Asia	140	28.3	0	0.0	139	27.9	1	0.7		*	Quasi-complete separation of data points detected.				*	WARNING: The relative Hessian convergence criterion of 19.480043296 is greater than the limit of 0.0001. The convergence is questionable.			0.00		Algorithm converged.	0.00	NE	0.9999		>999.99		Algorithm converged.	0.00	NE
Blood and lymphatic system disorders	Erythropenia	Rest of World	57	11.5	0	0.0	59	11.8	0	0.0	NE			NE	NE	NE		NE	NE	NE	NE		NE	NE	NE	NE		NE		NE	NE	NE
Blood and lymphatic system disorders	Febrile bone marrow aplasia	Western Europe/United States/Canada/Australia	298	60.2	1	0.3	300	60.2	2	0.7	0.50		Convergence criterion (GCONV=1E-8) satisfied.	0.05	5.56	-0.003		Algorithm converged.	-0.015	0.008	0.50		Algorithm converged.	0.05	5.52	0.5743	NE	1.99		Algorithm converged.	0.18	21.79
Blood and lymphatic system disorders	Febrile bone marrow aplasia	Asia	140	28.3	0	0.0	139	27.9	0	0.0	NE			NE	NE	NE		NE	NE	NE	NE		NE	NE	NE	NE		NE		NE	NE	NE
Blood and lymphatic system disorders	Febrile bone marrow aplasia	Rest of World	57	11.5	0	0.0	59	11.8	0	0.0	NE			NE	NE	NE		NE	NE	NE	NE		NE	NE	NE	NE		NE		NE	NE	NE
Blood and lymphatic system disorders	Febrile neutropenia	Western Europe/United States/Canada/Australia	298	60.2	41	13.8	300	60.2	19	6.3	2.36		Convergence criterion (GCONV=1E-8) satisfied.	1.33	4.17	0.074		Algorithm converged.	0.026	0.122	2.17		Algorithm converged.	1.29	3.65	0.0034	0.3032	0.46		Algorithm converged.	0.27	0.77
Blood and lymphatic system disorders	Febrile neutropenia	Asia	140	28.3	17	12.1	139	27.9	15	10.8	1.14		Convergence criterion (GCONV=1E-8) satisfied.	0.55	2.39	0.014		Algorithm converged.	-0.061	0.088	1.13		Algorithm converged.	0.59	2.16	0.7234		0.89		Algorithm converged.	0.46	1.71
Blood and lymphatic system disorders	Febrile neutropenia	Rest of World	57	11.5	8	14.0	59	11.8	5	8.5	1.76		Convergence criterion (GCONV=1E-8) satisfied.	0.54	5.75	0.056		Algorithm converged.	-0.059	0.170	1.66		Algorithm converged.	0.58	4.76	0.3493		0.60		Algorithm converged.	0.21	1.74
Blood and lymphatic system disorders	Granulocytopenia	Western Europe/United States/Canada/Australia	298	60.2	0	0.0	300	60.2	0	0.0	NE			NE	NE	NE		NE	NE	NE	NE		NE	NE	NE	NE	NE	NE		NE	NE	NE
Blood and lymphatic system disorders	Granulocytopenia	Asia	140	28.3	0	0.0	139	27.9	1	0.7		*	Quasi-complete separation of data points detected.				*	WARNING: The relative Hessian convergence criterion of 19.480043228 is greater than the limit of 0.0001. The convergence is questionable.			0.00		Algorithm converged.	0.00	NE	0.9999		>999.99		Algorithm converged.	0.00	NE
Blood and lymphatic system disorders	Granulocytopenia	Rest of World	57	11.5	0	0.0	59	11.8	0	0.0	NE			NE	NE	NE		NE	NE	NE	NE		NE	NE	NE	NE		NE		NE	NE	NE
Blood and lymphatic system disorders	Hypofibrinogenaemia	Western Europe/United States/Canada/Australia	298	60.2	1	0.3	300	60.2	1	0.3	1.01		Convergence criterion (GCONV=1E-8) satisfied.	0.06	16.17	0.000		Algorithm converged.	-0.009	0.009	1.01		Algorithm converged.	0.06	16.02	0.9962	1.0000	0.99		Algorithm converged.	0.06	15.81
Blood and lymphatic system disorders	Hypofibrinogenaemia	Asia	140	28.3	0	0.0	139	27.9	0	0.0	NE			NE	NE	NE		NE	NE	NE	NE		NE	NE	NE	NE		NE		NE	NE	NE
Blood and lymphatic system disorders	Hypofibrinogenaemia	Rest of World	57	11.5	0	0.0	59	11.8	0	0.0	NE			NE	NE	NE		NE	NE	NE	NE		NE	NE	NE	NE		NE		NE	NE	NE
Blood and lymphatic system disorders	Increased tendency to bruise	Western Europe/United States/Canada/Australia	298	60.2	1	0.3	300	60.2	1	0.3	1.01		Convergence criterion (GCONV=1E-8) satisfied.	0.06	16.17	0.000		Algorithm converged.	-0.009	0.009	1.01		Algorithm converged.	0.06	16.02	0.9962	1.0000	0.99		Algorithm converged.	0.06	15.81
Blood and lymphatic system disorders	Increased tendency to bruise	Asia	140	28.3	0	0.0	139	27.9	0	0.0	NE			NE	NE	NE		NE	NE	NE	NE		NE	NE	NE	NE		NE		NE	NE	NE
Blood and lymphatic system disorders	Increased tendency to bruise	Rest of World	57	11.5	0	0.0	59	11.8	0	0.0	NE			NE	NE	NE		NE	NE	NE	NE		NE	NE	NE	NE		NE		NE	NE	NE
Blood and lymphatic system disorders	Iron deficiency anaemia	Western Europe/United States/Canada/Australia	298	60.2	0	0.0	300	60.2	2	0.7		*	Quasi-complete separation of data points detected.				*	ERROR: The mean parameter is either invalid or at a limit of its range for some observations.			0.00		Algorithm converged.	0.00	NE	0.9999	NE	>999.99		Algorithm converged.	0.00	NE
Blood and lymphatic system disorders	Iron deficiency anaemia	Asia	140	28.3	0	0.0	139	27.9	0	0.0	NE			NE	NE	NE		NE	NE	NE	NE		NE	NE	NE	NE		NE		NE	NE	NE
Blood and lymphatic system disorders	Iron deficiency anaemia	Rest of World	57	11.5	0	0.0	59	11.8	0	0.0	NE			NE	NE	NE		NE	NE	NE	NE		NE	NE	NE	NE		NE		NE	NE	NE
Blood and lymphatic system disorders	Leukocytosis	Western Europe/United States/Canada/Australia	298	60.2	0	0.0	300	60.2	3	1.0		*	Quasi-complete separation of data points detected.				*	ERROR: The mean parameter is either invalid or at a limit of its range for some observations.			0.00		Algorithm converged.	0.00	NE	0.9999	NE	>999.99		Algorithm converged.	0.00	NE
Blood and lymphatic system disorders	Leukocytosis	Asia	140	28.3	1	0.7	139	27.9	1	0.7	0.99		Convergence criterion (GCONV=1E-8) satisfied.	0.06	16.03	0.000		Algorithm converged.	-0.020	0.020	0.99		Algorithm converged.	0.06	15.72	0.9959		1.01		Algorithm converged.	0.06	15.94
Blood and lymphatic system disorders	Leukocytosis	Rest of World	57	11.5	0	0.0	59	11.8	0	0.0	NE			NE	NE	NE		NE	NE	NE	NE		NE	NE	NE	NE		NE		NE	NE	NE
Blood and lymphatic system disorders	Leukopenia	Western Europe/United States/Canada/Australia	298	60.2	9	3.0	300	60.2	13	4.3	0.69		Convergence criterion (GCONV=1E-8) satisfied.	0.29	1.63	-0.013		Algorithm converged.	-0.043	0.017	0.70		Algorithm converged.	0.30	1.61	0.3965	0.7823	1.43		Algorithm converged.	0.62	3.31
Blood and lymphatic system disorders	Leukopenia	Asia	140	28.3	32	22.9	139	27.9	33	23.7	0.95		Convergence criterion (GCONV=1E-8) satisfied.	0.55	1.66	-0.009		Algorithm converged.	-0.108	0.090	0.96		Algorithm converged.	0.63	1.47	0.8614		1.04		Algorithm converged.	0.68	1.59
Blood and lymphatic system disorders	Leukopenia	Rest of World	57	11.5	3	5.3	59	11.8	3	5.1	1.04		Convergence criterion (GCONV=1E-8) satisfied.	0.20	5.36	0.002		Algorithm converged.	-0.079	0.082	1.04		Algorithm converged.	0.22	4.92	0.9654		0.97		Algorithm converged.	0.20	4.59
Blood and lymphatic system disorders	Lymph node pain	Western Europe/United States/Canada/Australia	298	60.2	1	0.3	300	60.2	2	0.7	0.50		Convergence criterion (GCONV=1E-8) satisfied.	0.05	5.56	-0.003		Algorithm converged.	-0.015	0.008	0.50		Algorithm converged.	0.05	5.52	0.5743	NE	1.99		Algorithm converged.	0.18	21.79
Blood and lymphatic system disorders	Lymph node pain	Asia	140	28.3	0	0.0	139	27.9	0	0.0	NE			NE	NE	NE		NE	NE	NE	NE		NE	NE	NE	NE		NE		NE	NE	NE
Blood and lymphatic system disorders	Lymph node pain	Rest of World	57	11.5	0	0.0	59	11.8	0	0.0	NE			NE	NE	NE		NE	NE	NE	NE		NE	NE	NE	NE		NE		NE	NE	NE
Blood and lymphatic system disorders	Lymphadenopathy	Western Europe/United States/Canada/Australia	298	60.2	3	1.0	300	60.2	1	0.3	3.04		Convergence criterion (GCONV=1E-8) satisfied.	0.31	29.39	0.007		Algorithm converged.	-0.006	0.020	3.02		Algorithm converged.	0.32	28.87	0.3372	NE	0.33		Algorithm converged.	0.03	3.17
Blood and lymphatic system disorders	Lymphadenopathy	Asia	140	28.3	0	0.0	139	27.9	0	0.0	NE			NE	NE	NE		NE	NE	NE	NE		NE	NE	NE	NE		NE		NE	NE	NE
Blood and lymphatic system disorders	Lymphadenopathy	Rest of World	57	11.5	0	0.0	59	11.8	0	0.0	NE			NE	NE	NE		NE	NE	NE	NE		NE	NE	NE	NE		NE		NE	NE	NE
Blood and lymphatic system disorders	Lymphopenia	Western Europe/United States/Canada/Australia	298	60.2	8	2.7	300	60.2	13	4.3	0.61		Convergence criterion (GCONV=1E-8) satisfied.	0.25	1.49	-0.016		Algorithm converged.	-0.046	0.013	0.62		Algorithm converged.	0.26	1.47	0.2785	0.6820	1.61		Algorithm converged.	0.68	3.84
Blood and lymphatic system disorders	Lymphopenia	Asia	140	28.3	4	2.9	139	27.9	3	2.2	1.33		Convergence criterion (GCONV=1E-8) satisfied.	0.29	6.07	0.007		Algorithm converged.	-0.030	0.044	1.32		Algorithm converged.	0.30	5.81	0.7100		0.76		Algorithm converged.	0.17	3.31
Blood and lymphatic system disorders	Lymphopenia	Rest of World	57	11.5	0	0.0	59	11.8	0	0.0	NE			NE	NE	NE		NE	NE	NE	NE		NE	NE	NE	NE		NE		NE	NE	NE
Blood and lymphatic system disorders	Myelosuppression	Western Europe/United States/Canada/Australia	298	60.2	0	0.0	300	60.2	0	0.0	NE			NE	NE	NE		NE	NE	NE	NE		NE	NE	NE	NE	NE	NE		NE	NE	NE
Blood and lymphatic system disorders	Myelosuppression	Asia	140	28.3	4	2.9	139	27.9	1	0.7	4.06		Convergence criterion (GCONV=1E-8) satisfied.	0.45	36.78	0.021		Algorithm converged.	-0.010	0.052	3.97		Algorithm converged.	0.45	35.09	0.2147		0.25		Algorithm converged.	0.03	2.22
Blood and lymphatic system disorders	Myelosuppression	Rest of World	57	11.5	0	0.0	59	11.8	0	0.0	NE			NE	NE	NE		NE	NE	NE	NE		NE	NE	NE	NE		NE		NE	NE	NE
Blood and lymphatic system disorders	Neutropenia	Western Europe/United States/Canada/Australia	298	60.2	70	23.5	300	60.2	86	28.7	0.76		Convergence criterion (GCONV=1E-8) satisfied.	0.53	1.10	-0.052		Algorithm converged.	-0.122	0.018	0.82		Algorithm converged.	0.62	1.08	0.1509	0.3400	1.22		Algorithm converged.	0.93	1.60
Blood and lymphatic system disorders	Neutropenia	Asia	140	28.3	47	33.6	139	27.9	41	29.5	1.21		Convergence criterion (GCONV=1E-8) satisfied.	0.73	2.00	0.041		Algorithm converged.	-0.068	0.150	1.14		Algorithm converged.	0.80	1.61	0.4647		0.88		Algorithm converged.	0.62	1.24
Blood and lymphatic system disorders	Neutropenia	Rest of World	57	11.5	23	40.4	59	11.8	25	42.4	0.92		Convergence criterion (GCONV=1E-8) satisfied.	0.44	1.93	-0.020		Algorithm converged.	-0.199	0.159	0.95		Algorithm converged.	0.62	1.47	0.8252		1.05		Algorithm converged.	0.68	1.62
Blood and lymphatic system disorders	Neutrophilia	Western Europe/United States/Canada/Australia	298	60.2	0	0.0	300	60.2	2	0.7		*	Quasi-complete separation of data points detected.				*	ERROR: The mean parameter is either invalid or at a limit of its range for some observations.			0.00		Algorithm converged.	0.00	NE	0.9999	NE	>999.99		Algorithm converged.	0.00	NE
Blood and lymphatic system disorders	Neutrophilia	Asia	140	28.3	1	0.7	139	27.9	0	0.0		*	Quasi-complete separation of data points detected.				*	WARNING: Negative of Hessian not positive definite.			NE		Algorithm converged.	NE	NE	NE		NE		Algorithm converged.	NE	NE
Blood and lymphatic system disorders	Neutrophilia	Rest of World	57	11.5	0	0.0	59	11.8	1	1.7		*	Quasi-complete separation of data points detected.				*	WARNING: The relative Hessian convergence criterion of 10.540168611 is greater than the limit of 0.0001. The convergence is questionable.			0.00		Algorithm converged.	0.00	NE	0.9999		>999.99		Algorithm converged.	0.00	NE
Blood and lymphatic system disorders	Pancytopenia	Western Europe/United States/Canada/Australia	298	60.2	1	0.3	300	60.2	0	0.0		*	Quasi-complete separation of data points detected.				*	WARNING: The relative Hessian convergence criterion of 44.806790292 is greater than the limit of 0.0001. The convergence is questionable.			NE		Algorithm converged.	NE	NE	NE	NE	NE		Algorithm converged.	NE	NE
Blood and lymphatic system disorders	Pancytopenia	Asia	140	28.3	0	0.0	139	27.9	0	0.0	NE			NE	NE	NE		NE	NE	NE	NE		NE	NE	NE	NE		NE		NE	NE	NE
Blood and lymphatic system disorders	Pancytopenia	Rest of World	57	11.5	0	0.0	59	11.8	0	0.0	NE			NE	NE	NE		NE	NE	NE	NE		NE	NE	NE	NE		NE		NE	NE	NE
Blood and lymphatic system disorders	Splenic infarction	Western Europe/United States/Canada/Australia	298	60.2	1	0.3	300	60.2	0	0.0		*	Quasi-complete separation of data points detected.				*	WARNING: Negative of Hessian not positive definite.			NE		Algorithm converged.	NE	NE	NE	NE	NE		Algorithm converged.	NE	NE
Blood and lymphatic system disorders	Splenic infarction	Asia	140	28.3	0	0.0	139	27.9	0	0.0	NE			NE	NE	NE		NE	NE	NE	NE		NE	NE	NE	NE		NE		NE	NE	NE
Blood and lymphatic system disorders	Splenic infarction	Rest of World	57	11.5	0	0.0	59	11.8	0	0.0	NE			NE	NE	NE		NE	NE	NE	NE		NE	NE	NE	NE		NE		NE	NE	NE
Blood and lymphatic system disorders	Thrombocytopenia	Western Europe/United States/Canada/Australia	298	60.2	15	5.0	300	60.2	20	6.7	0.74		Convergence criterion (GCONV=1E-8) satisfied.	0.37	1.48	-0.016		Algorithm converged.	-0.054	0.021	0.76		Algorithm converged.	0.39	1.45	0.3968	0.3861	1.32		Algorithm converged.	0.69	2.54
Blood and lymphatic system disorders	Thrombocytopenia	Asia	140	28.3	24	17.1	139	27.9	18	12.9	1.39		Convergence criterion (GCONV=1E-8) satisfied.	0.72	2.70	0.042		Algorithm converged.	-0.042	0.126	1.32		Algorithm converged.	0.75	2.33	0.3299		0.76		Algorithm converged.	0.43	1.33
Blood and lymphatic system disorders	Thrombocytopenia	Rest of World	57	11.5	7	12.3	59	11.8	9	15.3	0.78		Convergence criterion (GCONV=1E-8) satisfied.	0.27	2.25	-0.030		Algorithm converged.	-0.155	0.095	0.81		Algorithm converged.	0.32	2.02	0.6435		1.24		Algorithm converged.	0.50	3.11
Cardiac disorders		Western Europe/United States/Canada/Australia	298	60.2	29	9.7	300	60.2	44	14.7	0.63		Convergence criterion (GCONV=1E-8) satisfied.	0.38	1.03	-0.049		Algorithm converged.	-0.102	0.003	0.66		Algorithm converged.	0.43	1.03	0.0680	0.7447	1.51		Algorithm converged.	0.97	2.34
Cardiac disorders		Asia	140	28.3	8	5.7	139	27.9	15	10.8	0.50		Convergence criterion (GCONV=1E-8) satisfied.	0.21	1.22	-0.051		Algorithm converged.	-0.115	0.014	0.53		Algorithm converged.	0.23	1.21	0.1311		1.89		Algorithm converged.	0.83	4.31
Cardiac disorders		Rest of World	57	11.5	3	5.3	59	11.8	3	5.1	1.04		Convergence criterion (GCONV=1E-8) satisfied.	0.20	5.36	0.002		Algorithm converged.	-0.079	0.082	1.04		Algorithm converged.	0.22	4.92	0.9654		0.97		Algorithm converged.	0.20	4.59
Cardiac disorders	Acute myocardial infarction	Western Europe/United States/Canada/Australia	298	60.2	1	0.3	300	60.2	0	0.0		*	Quasi-complete separation of data points detected.				*	WARNING: The relative Hessian convergence criterion of 44.806790292 is greater than the limit of 0.0001. The convergence is questionable.			NE		Algorithm converged.	NE	NE	NE	NE	NE		Algorithm converged.	NE	NE
Cardiac disorders	Acute myocardial infarction	Asia	140	28.3	0	0.0	139	27.9	0	0.0	NE			NE	NE	NE		NE	NE	NE	NE		NE	NE	NE	NE		NE		NE	NE	NE
Cardiac disorders	Acute myocardial infarction	Rest of World	57	11.5	0	0.0	59	11.8	0	0.0	NE			NE	NE	NE		NE	NE	NE	NE		NE	NE	NE	NE		NE		NE	NE	NE
Cardiac disorders	Angina pectoris	Western Europe/United States/Canada/Australia	298	60.2	2	0.7	300	60.2	1	0.3	2.02		Convergence criterion (GCONV=1E-8) satisfied.	0.18	22.40	0.003		Algorithm converged.	-0.008	0.015	2.01		Algorithm converged.	0.18	22.09	0.5669	NE	0.50		Algorithm converged.	0.05	5.45
Cardiac disorders	Angina pectoris	Asia	140	28.3	0	0.0	139	27.9	0	0.0	NE			NE	NE	NE		NE	NE	NE	NE		NE	NE	NE	NE		NE		NE	NE	NE
Cardiac disorders	Angina pectoris	Rest of World	57	11.5	0	0.0	59	11.8	0	0.0	NE			NE	NE	NE		NE	NE	NE	NE		NE	NE	NE	NE		NE		NE	NE	NE
Cardiac disorders	Arrhythmia	Western Europe/United States/Canada/Australia	298	60.2	0	0.0	300	60.2	2	0.7		*	Quasi-complete separation of data points detected.				*	ERROR: The mean parameter is either invalid or at a limit of its range for some observations.			0.00		Algorithm converged.	0.00	NE	0.9999	NE	>999.99		Algorithm converged.	0.00	NE
Cardiac disorders	Arrhythmia	Asia	140	28.3	0	0.0	139	27.9	0	0.0	NE			NE	NE	NE		NE	NE	NE	NE		NE	NE	NE	NE		NE		NE	NE	NE
Cardiac disorders	Arrhythmia	Rest of World	57	11.5	0	0.0	59	11.8	0	0.0	NE			NE	NE	NE		NE	NE	NE	NE		NE	NE	NE	NE		NE		NE	NE	NE
Cardiac disorders	Atrial fibrillation	Western Europe/United States/Canada/Australia	298	60.2	4	1.3	300	60.2	6	2.0	0.67		Convergence criterion (GCONV=1E-8) satisfied.	0.19	2.39	-0.007		Algorithm converged.	-0.027	0.014	0.67		Algorithm converged.	0.19	2.35	0.5334	0.0868	1.49		Algorithm converged.	0.42	5.23
Cardiac disorders	Atrial fibrillation	Asia	140	28.3	0	0.0	139	27.9	3	2.2		*	Quasi-complete separation of data points detected.				*	WARNING: The relative Hessian convergence criterion of 9.2384695421 is greater than the limit of 0.0001. The convergence is questionable.			0.00		Algorithm converged.	0.00	NE	0.9999		>999.99		Algorithm converged.	0.00	NE
Cardiac disorders	Atrial fibrillation	Rest of World	57	11.5	1	1.8	59	11.8	0	0.0		*	Quasi-complete separation of data points detected.				*	ERROR: Error in computing the link function, its derivatives, or the variance function.			NE		Algorithm converged.	NE	NE	NE		NE		Algorithm converged.	NE	NE
Cardiac disorders	Atrial flutter	Western Europe/United States/Canada/Australia	298	60.2	1	0.3	300	60.2	1	0.3	1.01		Convergence criterion (GCONV=1E-8) satisfied.	0.06	16.17	0.000		Algorithm converged.	-0.009	0.009	1.01		Algorithm converged.	0.06	16.02	0.9962	1.0000	0.99		Algorithm converged.	0.06	15.81
Cardiac disorders	Atrial flutter	Asia	140	28.3	0	0.0	139	27.9	0	0.0	NE			NE	NE	NE		NE	NE	NE	NE		NE	NE	NE	NE		NE		NE	NE	NE
Cardiac disorders	Atrial flutter	Rest of World	57	11.5	0	0.0	59	11.8	0	0.0	NE			NE	NE	NE		NE	NE	NE	NE		NE	NE	NE	NE		NE		NE	NE	NE
Cardiac disorders	Atrioventricular block	Western Europe/United States/Canada/Australia	298	60.2	0	0.0	300	60.2	1	0.3		*	Quasi-complete separation of data points detected.				*	ERROR: The mean parameter is either invalid or at a limit of its range for some observations.			0.00		Algorithm converged.	0.00	NE	0.9999	NE	>999.99		Algorithm converged.	0.00	NE
Cardiac disorders	Atrioventricular block	Asia	140	28.3	0	0.0	139	27.9	0	0.0	NE			NE	NE	NE		NE	NE	NE	NE		NE	NE	NE	NE		NE		NE	NE	NE
Cardiac disorders	Atrioventricular block	Rest of World	57	11.5	0	0.0	59	11.8	0	0.0	NE			NE	NE	NE		NE	NE	NE	NE		NE	NE	NE	NE		NE		NE	NE	NE
Cardiac disorders	Atrioventricular block complete	Western Europe/United States/Canada/Australia	298	60.2	0	0.0	300	60.2	1	0.3		*	Quasi-complete separation of data points detected.				*	ERROR: The mean parameter is either invalid or at a limit of its range for some observations.			0.00		Algorithm converged.	0.00	NE	0.9999	NE	>999.99		Algorithm converged.	0.00	NE
Cardiac disorders	Atrioventricular block complete	Asia	140	28.3	0	0.0	139	27.9	0	0.0	NE			NE	NE	NE		NE	NE	NE	NE		NE	NE	NE	NE		NE		NE	NE	NE
Cardiac disorders	Atrioventricular block complete	Rest of World	57	11.5	0	0.0	59	11.8	0	0.0	NE			NE	NE	NE		NE	NE	NE	NE		NE	NE	NE	NE		NE		NE	NE	NE
Cardiac disorders	Atrioventricular block first degree	Western Europe/United States/Canada/Australia	298	60.2	1	0.3	300	60.2	0	0.0		*	Quasi-complete separation of data points detected.				*	WARNING: The relative Hessian convergence criterion of 44.806790292 is greater than the limit of 0.0001. The convergence is questionable.			NE		Algorithm converged.	NE	NE	NE	NE	NE		Algorithm converged.	NE	NE
Cardiac disorders	Atrioventricular block first degree	Asia	140	28.3	1	0.7	139	27.9	0	0.0		*	Quasi-complete separation of data points detected.				*	ERROR: Error in computing the link function, its derivatives, or the variance function.			NE		Algorithm converged.	NE	NE	NE		NE		Algorithm converged.	NE	NE
Cardiac disorders	Atrioventricular block first degree	Rest of World	57	11.5	0	0.0	59	11.8	0	0.0	NE			NE	NE	NE		NE	NE	NE	NE		NE	NE	NE	NE		NE		NE	NE	NE
Cardiac disorders	Bradycardia	Western Europe/United States/Canada/Australia	298	60.2	2	0.7	300	60.2	3	1.0	0.67		Convergence criterion (GCONV=1E-8) satisfied.	0.11	4.03	-0.003		Algorithm converged.	-0.018	0.011	0.67		Algorithm converged.	0.11	3.99	0.6610	NE	1.49		Algorithm converged.	0.25	8.85
Cardiac disorders	Bradycardia	Asia	140	28.3	0	0.0	139	27.9	1	0.7		*	Quasi-complete separation of data points detected.				*	WARNING: The relative Hessian convergence criterion of 19.480043432 is greater than the limit of 0.0001. The convergence is questionable.			0.00		Algorithm converged.	0.00	NE	0.9999		>999.99		Algorithm converged.	0.00	NE
Cardiac disorders	Bradycardia	Rest of World	57	11.5	0	0.0	59	11.8	0	0.0	NE			NE	NE	NE		NE	NE	NE	NE		NE	NE	NE	NE		NE		NE	NE	NE
Cardiac disorders	Cardiac disorder	Western Europe/United States/Canada/Australia	298	60.2	0	0.0	300	60.2	1	0.3		*	Quasi-complete separation of data points detected.				*	ERROR: The mean parameter is either invalid or at a limit of its range for some observations.			0.00		Algorithm converged.	0.00	NE	0.9999	NE	>999.99		Algorithm converged.	0.00	NE
Cardiac disorders	Cardiac disorder	Asia	140	28.3	0	0.0	139	27.9	0	0.0	NE			NE	NE	NE		NE	NE	NE	NE		NE	NE	NE	NE		NE		NE	NE	NE
Cardiac disorders	Cardiac disorder	Rest of World	57	11.5	0	0.0	59	11.8	0	0.0	NE			NE	NE	NE		NE	NE	NE	NE		NE	NE	NE	NE		NE		NE	NE	NE
Cardiac disorders	Cardiac dysfunction	Western Europe/United States/Canada/Australia	298	60.2	0	0.0	300	60.2	0	0.0	NE			NE	NE	NE		NE	NE	NE	NE		NE	NE	NE	NE	NE	NE		NE	NE	NE
Cardiac disorders	Cardiac dysfunction	Asia	140	28.3	1	0.7	139	27.9	0	0.0		*	Quasi-complete separation of data points detected.				*	WARNING: Negative of Hessian not positive definite.			NE		Algorithm converged.	NE	NE	NE		NE		Algorithm converged.	NE	NE
Cardiac disorders	Cardiac dysfunction	Rest of World	57	11.5	0	0.0	59	11.8	0	0.0	NE			NE	NE	NE		NE	NE	NE	NE		NE	NE	NE	NE		NE		NE	NE	NE
Cardiac disorders	Cardiac failure	Western Europe/United States/Canada/Australia	298	60.2	2	0.7	300	60.2	0	0.0		*	Quasi-complete separation of data points detected.				*	WARNING: Negative of Hessian not positive definite.			NE		Algorithm converged.	NE	NE	NE	NE	NE		Algorithm converged.	NE	NE
Cardiac disorders	Cardiac failure	Asia	140	28.3	0	0.0	139	27.9	1	0.7		*	Quasi-complete separation of data points detected.				*	WARNING: The relative Hessian convergence criterion of 19.480043432 is greater than the limit of 0.0001. The convergence is questionable.			0.00		Algorithm converged.	0.00	NE	0.9999		>999.99		Algorithm converged.	0.00	NE

Cardiac disorders	Cardiac failure	Rest of World	57	11.5	0	0.0	59	11.8	1	1.7		*	Quasi-complete separation of data points detected.				*	WARNING: The relative Hessian convergence criterion of 10.540168601 is greater than the limit of 0.0001. The convergence is questionable.			0.00		Algorithm converged.	0.00	NE	0.9999		>999.99		Algorithm converged.	0.00	NE
Cardiac disorders	Cardiac failure congestive	Western Europe/United States/Canada/Australia	298	60.2	0	0.0	300	60.2	2	0.7		*	Quasi-complete separation of data points detected.				*	ERROR: The mean parameter is either invalid or at a limit of its range for some observations.			0.00		Algorithm converged.	0.00	NE	0.9999	NE	>999.99		Algorithm converged.	0.00	NE
Cardiac disorders	Cardiac failure congestive	Asia	140	28.3	0	0.0	139	27.9	0	0.0	NE			NE	NE	NE		NE	NE	NE	NE		NE	NE	NE	NE		NE		NE	NE	NE
Cardiac disorders	Cardiac failure congestive	Rest of World	57	11.5	1	1.8	59	11.8	0	0.0		*	Quasi-complete separation of data points detected.				*	ERROR: Error in computing the link function, its derivatives, or the variance function.			NE		Algorithm converged.	NE	NE	NE		NE		Algorithm converged.	NE	NE
Cardiac disorders	Cardiomyopathy	Western Europe/United States/Canada/Australia	298	60.2	0	0.0	300	60.2	1	0.3		*	Quasi-complete separation of data points detected.				*	ERROR: The mean parameter is either invalid or at a limit of its range for some observations.			0.00		Algorithm converged.	0.00	NE	0.9999	NE	>999.99		Algorithm converged.	0.00	NE
Cardiac disorders	Cardiomyopathy	Asia	140	28.3	1	0.7	139	27.9	1	0.7	0.99		Convergence criterion (GCONV=1E-8) satisfied.	0.06	16.03	0.000		Algorithm converged.	-0.020	0.020	0.99		Algorithm converged.	0.06	15.72	0.9959		1.01		Algorithm converged.	0.06	15.94
Cardiac disorders	Cardiomyopathy	Rest of World	57	11.5	0	0.0	59	11.8	0	0.0	NE			NE	NE	NE		NE	NE	NE	NE		NE	NE	NE	NE		NE		NE	NE	NE
Cardiac disorders	Cardiopulmonary failure	Western Europe/United States/Canada/Australia	298	60.2	1	0.3	300	60.2	0	0.0		*	Quasi-complete separation of data points detected.				*	WARNING: The relative Hessian convergence criterion of 44.806790292 is greater than the limit of 0.0001. The convergence is questionable.			NE		Algorithm converged.	NE	NE	NE	NE	NE		Algorithm converged.	NE	NE
Cardiac disorders	Cardiopulmonary failure	Asia	140	28.3	0	0.0	139	27.9	0	0.0	NE			NE	NE	NE		NE	NE	NE	NE		NE	NE	NE	NE		NE		NE	NE	NE
Cardiac disorders	Cardiopulmonary failure	Rest of World	57	11.5	0	0.0	59	11.8	0	0.0	NE			NE	NE	NE		NE	NE	NE	NE		NE	NE	NE	NE		NE		NE	NE	NE
Cardiac disorders	Diastolic dysfunction	Western Europe/United States/Canada/Australia	298	60.2	0	0.0	300	60.2	1	0.3		*	Quasi-complete separation of data points detected.				*	ERROR: The mean parameter is either invalid or at a limit of its range for some observations.			0.00		Algorithm converged.	0.00	NE	0.9999	NE	>999.99		Algorithm converged.	0.00	NE
Cardiac disorders	Diastolic dysfunction	Asia	140	28.3	0	0.0	139	27.9	0	0.0	NE			NE	NE	NE		NE	NE	NE	NE		NE	NE	NE	NE		NE		NE	NE	NE
Cardiac disorders	Diastolic dysfunction	Rest of World	57	11.5	0	0.0	59	11.8	0	0.0	NE			NE	NE	NE		NE	NE	NE	NE		NE	NE	NE	NE		NE		NE	NE	NE
Cardiac disorders	Left ventricular dysfunction	Western Europe/United States/Canada/Australia	298	60.2	2	0.7	300	60.2	2	0.7	1.01		Convergence criterion (GCONV=1E-8) satisfied.	0.14	7.19	0.000		Algorithm converged.	-0.013	0.013	1.01		Algorithm converged.	0.14	7.10	0.9946	0.5490	0.99		Algorithm converged.	0.14	7.01
Cardiac disorders	Left ventricular dysfunction	Asia	140	28.3	0	0.0	139	27.9	1	0.7		*	Quasi-complete separation of data points detected.				*	WARNING: The relative Hessian convergence criterion of 19.480043296 is greater than the limit of 0.0001. The convergence is questionable.			0.00		Algorithm converged.	0.00	NE	0.9999		>999.99		Algorithm converged.	0.00	NE
Cardiac disorders	Left ventricular dysfunction	Rest of World	57	11.5	0	0.0	59	11.8	0	0.0	NE			NE	NE	NE		NE	NE	NE	NE		NE	NE	NE	NE		NE		NE	NE	NE
Cardiac disorders	Myocardial infarction	Western Europe/United States/Canada/Australia	298	60.2	1	0.3	300	60.2	0	0.0		*	Quasi-complete separation of data points detected.				*	WARNING: Negative of Hessian not positive definite.			NE		Algorithm converged.	NE	NE	NE	NE	NE		Algorithm converged.	NE	NE
Cardiac disorders	Myocardial infarction	Asia	140	28.3	0	0.0	139	27.9	0	0.0	NE			NE	NE	NE		NE	NE	NE	NE		NE	NE	NE	NE		NE		NE	NE	NE
Cardiac disorders	Myocardial infarction	Rest of World	57	11.5	0	0.0	59	11.8	0	0.0	NE			NE	NE	NE		NE	NE	NE	NE		NE	NE	NE	NE		NE		NE	NE	NE
Cardiac disorders	Palpitations	Western Europe/United States/Canada/Australia	298	60.2	2	0.7	300	60.2	9	3.0	0.22		Convergence criterion (GCONV=1E-8) satisfied.	0.05	1.02	-0.023		Algorithm converged.	-0.045	-0.002	0.22		Algorithm converged.	0.05	1.03	0.0541	NE	4.47		Algorithm converged.	0.97	20.51
Cardiac disorders	Palpitations	Asia	140	28.3	0	0.0	139	27.9	0	0.0	NE			NE	NE	NE		NE	NE	NE	NE		NE	NE	NE	NE		NE		NE	NE	NE
Cardiac disorders	Palpitations	Rest of World	57	11.5	0	0.0	59	11.8	0	0.0	NE			NE	NE	NE		NE	NE	NE	NE		NE	NE	NE	NE		NE		NE	NE	NE
Cardiac disorders	Pericardial effusion	Western Europe/United States/Canada/Australia	298	60.2	0	0.0	300	60.2	3	1.0		*	Quasi-complete separation of data points detected.				*	ERROR: The mean parameter is either invalid or at a limit of its range for some observations.			0.00		Algorithm converged.	0.00	NE	0.9999	NE	>999.99		Algorithm converged.	0.00	NE
Cardiac disorders	Pericardial effusion	Asia	140	28.3	0	0.0	139	27.9	0	0.0	NE			NE	NE	NE		NE	NE	NE	NE		NE	NE	NE	NE		NE		NE	NE	NE
Cardiac disorders	Pericardial effusion	Rest of World	57	11.5	0	0.0	59	11.8	0	0.0	NE			NE	NE	NE		NE	NE	NE	NE		NE	NE	NE	NE		NE		NE	NE	NE
Cardiac disorders	Pericarditis	Western Europe/United States/Canada/Australia	298	60.2	1	0.3	300	60.2	0	0.0		*	Quasi-complete separation of data points detected.				*	WARNING: Negative of Hessian not positive definite.			NE		Algorithm converged.	NE	NE	NE	NE	NE		Algorithm converged.	NE	NE
Cardiac disorders	Pericarditis	Asia	140	28.3	0	0.0	139	27.9	0	0.0	NE			NE	NE	NE		NE	NE	NE	NE		NE	NE	NE	NE		NE		NE	NE	NE
Cardiac disorders	Pericarditis	Rest of World	57	11.5	0	0.0	59	11.8	0	0.0	NE			NE	NE	NE		NE	NE	NE	NE		NE	NE	NE	NE		NE		NE	NE	NE
Cardiac disorders	Sinus bradycardia	Western Europe/United States/Canada/Australia	298	60.2	0	0.0	300	60.2	0	0.0	NE			NE	NE	NE		NE	NE	NE	NE		NE	NE	NE	NE	NE	NE		NE	NE	NE
Cardiac disorders	Sinus bradycardia	Asia	140	28.3	0	0.0	139	27.9	2	1.4		*	Quasi-complete separation of data points detected.				*	WARNING: The relative Hessian convergence criterion of 12.308584972 is greater than the limit of 0.0001. The convergence is questionable.			0.00		Algorithm converged.	0.00	NE	0.9999		>999.99		Algorithm converged.	0.00	NE
Cardiac disorders	Sinus bradycardia	Rest of World	57	11.5	0	0.0	59	11.8	0	0.0	NE			NE	NE	NE		NE	NE	NE	NE		NE	NE	NE	NE		NE		NE	NE	NE
Cardiac disorders	Sinus tachycardia	Western Europe/United States/Canada/Australia	298	60.2	4	1.3	300	60.2	3	1.0	1.35		Convergence criterion (GCONV=1E-8) satisfied.	0.30	6.07	0.003		Algorithm converged.	-0.014	0.021	1.34		Algorithm converged.	0.30	5.95	0.6983	0.9824	0.75		Algorithm converged.	0.17	3.30
Cardiac disorders	Sinus tachycardia	Asia	140	28.3	1	0.7	139	27.9	1	0.7	0.99		Convergence criterion (GCONV=1E-8) satisfied.	0.06	16.03	0.000		Algorithm converged.	-0.020	0.020	0.99		Algorithm converged.	0.06	15.72	0.9959		1.01		Algorithm converged.	0.06	15.94
Cardiac disorders	Sinus tachycardia	Rest of World	57	11.5	0	0.0	59	11.8	0	0.0	NE			NE	NE	NE		NE	NE	NE	NE		NE	NE	NE	NE		NE		NE	NE	NE
Cardiac disorders	Supraventricular extrasystoles	Western Europe/United States/Canada/Australia	298	60.2	0	0.0	300	60.2	0	0.0	NE			NE	NE	NE		NE	NE	NE	NE		NE	NE	NE	NE	NE	NE		NE	NE	NE
Cardiac disorders	Supraventricular extrasystoles	Asia	140	28.3	3	2.1	139	27.9	1	0.7	3.02		Convergence criterion (GCONV=1E-8) satisfied.	0.31	29.40	0.014		Algorithm converged.	-0.014	0.042	2.98		Algorithm converged.	0.31	28.29	0.3419		0.34		Algorithm converged.	0.04	3.19
Cardiac disorders	Supraventricular extrasystoles	Rest of World	57	11.5	0	0.0	59	11.8	1	1.7		*	Quasi-complete separation of data points detected.				*	WARNING: The relative Hessian convergence criterion of 10.540168611 is greater than the limit of 0.0001. The convergence is questionable.			0.00		Algorithm converged.	0.00	NE	0.9999		>999.99		Algorithm converged.	0.00	NE
Cardiac disorders	Supraventricular tachycardia	Western Europe/United States/Canada/Australia	298	60.2	1	0.3	300	60.2	0	0.0		*	Quasi-complete separation of data points detected.				*	WARNING: Negative of Hessian not positive definite.			NE		Algorithm converged.	NE	NE	NE	NE	NE		Algorithm converged.	NE	NE
Cardiac disorders	Supraventricular tachycardia	Asia	140	28.3	0	0.0	139	27.9	1	0.7		*	Quasi-complete separation of data points detected.				*	WARNING: The relative Hessian convergence criterion of 19.480043432 is greater than the limit of 0.0001. The convergence is questionable.			0.00		Algorithm converged.	0.00	NE	0.9999		>999.99		Algorithm converged.	0.00	NE
Cardiac disorders	Supraventricular tachycardia	Rest of World	57	11.5	0	0.0	59	11.8	0	0.0	NE			NE	NE	NE		NE	NE	NE	NE		NE	NE	NE	NE		NE		NE	NE	NE
Cardiac disorders	Tachycardia	Western Europe/United States/Canada/Australia	298	60.2	9	3.0	300	60.2	10	3.3	0.90		Convergence criterion (GCONV=1E-8) satisfied.	0.36	2.26	-0.003		Algorithm converged.	-0.031	0.025	0.91		Algorithm converged.	0.37	2.20	0.8272	0.5044	1.10		Algorithm converged.	0.45	2.68
Cardiac disorders	Tachycardia	Asia	140	28.3	1	0.7	139	27.9	3	2.2	0.33		Convergence criterion (GCONV=1E-8) satisfied.	0.03	3.17	-0.014		Algorithm converged.	-0.042	0.013	0.33		Algorithm converged.	0.03	3.14	0.3356		3.02		Algorithm converged.	0.32	28.70
Cardiac disorders	Tachycardia	Rest of World	57	11.5	2	3.5	59	11.8	1	1.7	2.11		Convergence criterion (GCONV=1E-8) satisfied.	0.19	23.92	0.018		Algorithm converged.	-0.040	0.076	2.07		Algorithm converged.	0.19	22.21	0.5478		0.48		Algorithm converged.	0.05	5.18
Cardiac disorders	Ventricular arrhythmia	Western Europe/United States/Canada/Australia	298	60.2	0	0.0	300	60.2	0	0.0	NE			NE	NE	NE		NE	NE	NE	NE		NE	NE	NE	NE	NE	NE		NE	NE	NE
Cardiac disorders	Ventricular arrhythmia	Asia	140	28.3	0	0.0	139	27.9	1	0.7		*	Quasi-complete separation of data points detected.				*	WARNING: The relative Hessian convergence criterion of 19.480043432 is greater than the limit of 0.0001. The convergence is questionable.			0.00		Algorithm converged.	0.00	NE	0.9999		>999.99		Algorithm converged.	0.00	NE
Cardiac disorders	Ventricular arrhythmia	Rest of World	57	11.5	0	0.0	59	11.8	0	0.0	NE			NE	NE	NE		NE	NE	NE	NE		NE	NE	NE	NE		NE		NE	NE	NE
Cardiac disorders	Ventricular extrasystoles	Western Europe/United States/Canada/Australia	298	60.2	0	0.0	300	60.2	1	0.3		*	Quasi-complete separation of data points detected.				*	ERROR: The mean parameter is either invalid or at a limit of its range for some observations.			0.00		Algorithm converged.	0.00	NE	0.9999	NE	>999.99		Algorithm converged.	0.00	NE
Cardiac disorders	Ventricular extrasystoles	Asia	140	28.3	1	0.7	139	27.9	1	0.7	0.99		Convergence criterion (GCONV=1E-8) satisfied.	0.06	16.03	0.000		Algorithm converged.	-0.020	0.020	0.99		Algorithm converged.	0.06	15.72	0.9959		1.01		Algorithm converged.	0.06	15.94
Cardiac disorders	Ventricular extrasystoles	Rest of World	57	11.5	0	0.0	59	11.8	0	0.0	NE			NE	NE	NE		NE	NE	NE	NE		NE	NE	NE	NE		NE		NE	NE	NE
Congenital, familial and genetic disorders		Western Europe/United States/Canada/Australia	298	60.2	3	1.0	300	60.2	1	0.3	3.04		Convergence criterion (GCONV=1E-8) satisfied.	0.31	29.39	0.007		Algorithm converged.	-0.006	0.020	3.02		Algorithm converged.	0.32	28.87	0.3372	NE	0.33		Algorithm converged.	0.03	3.17
Congenital, familial and genetic disorders		Asia	140	28.3	0	0.0	139	27.9	0	0.0	NE			NE	NE	NE		NE	NE	NE	NE		NE	NE	NE	NE		NE		NE	NE	NE
Congenital, familial and genetic disorders		Rest of World	57	11.5	0	0.0	59	11.8	0	0.0	NE			NE	NE	NE		NE	NE	NE	NE		NE	NE	NE	NE		NE		NE	NE	NE
Congenital, familial and genetic disorders	Aplasia	Western Europe/United States/Canada/Australia	298	60.2	1	0.3	300	60.2	0	0.0		*	Quasi-complete separation of data points detected.				*	WARNING: Negative of Hessian not positive definite.			NE		Algorithm converged.	NE	NE	NE	NE	NE		Algorithm converged.	NE	NE
Congenital, familial and genetic disorders	Aplasia	Asia	140	28.3	0	0.0	139	27.9	0	0.0	NE			NE	NE	NE		NE	NE	NE	NE		NE	NE	NE	NE		NE		NE	NE	NE
Congenital, familial and genetic disorders	Aplasia	Rest of World	57	11.5	0	0.0	59	11.8	0	0.0	NE			NE	NE	NE		NE	NE	NE	NE		NE	NE	NE	NE		NE		NE	NE	NE
Congenital, familial and genetic disorders	Dacryocystocoele	Western Europe/United States/Canada/Australia	298	60.2	0	0.0	300	60.2	1	0.3		*	Quasi-complete separation of data points detected.				*	ERROR: The mean parameter is either invalid or at a limit of its range for some observations.			0.00		Algorithm converged.	0.00	NE	0.9999	NE	>999.99		Algorithm converged.	0.00	NE
Congenital, familial and genetic disorders	Dacryocystocoele	Asia	140	28.3	0	0.0	139	27.9	0	0.0	NE			NE	NE	NE		NE	NE	NE	NE		NE	NE	NE	NE		NE		NE	NE	NE
Congenital, familial and genetic disorders	Dacryocystocoele	Rest of World	57	11.5	0	0.0	59	11.8	0	0.0	NE			NE	NE	NE		NE	NE	NE	NE		NE	NE	NE	NE		NE		NE	NE	NE
Congenital, familial and genetic disorders	Disseminated superficial actinic porokeratosis	Western Europe/United States/Canada/Australia	298	60.2	1	0.3	300	60.2	0	0.0		*	Quasi-complete separation of data points detected.				*	WARNING: Negative of Hessian not positive definite.			NE		Algorithm converged.	NE	NE	NE	NE	NE		Algorithm converged.	NE	NE
Congenital, familial and genetic disorders	Disseminated superficial actinic porokeratosis	Asia	140	28.3	0	0.0	139	27.9	0	0.0	NE			NE	NE	NE		NE	NE	NE	NE		NE	NE	NE	NE		NE		NE	NE	NE
Congenital, familial and genetic disorders	Disseminated superficial actinic porokeratosis	Rest of World	57	11.5	0	0.0	59	11.8	0	0.0	NE			NE	NE	NE		NE	NE	NE	NE		NE	NE	NE	NE		NE		NE	NE	NE
Congenital, familial and genetic disorders	Pyloric stenosis	Western Europe/United States/Canada/Australia	298	60.2	1	0.3	300	60.2	0	0.0		*	Quasi-complete separation of data points detected.				*	WARNING: Negative of Hessian not positive definite.			NE		Algorithm converged.	NE	NE	NE	NE	NE		Algorithm converged.	NE	NE
Congenital, familial and genetic disorders	Pyloric stenosis	Asia	140	28.3	0	0.0	139	27.9	0	0.0	NE			NE	NE	NE		NE	NE	NE	NE		NE	NE	NE	NE		NE		NE	NE	NE
Congenital, familial and genetic disorders	Pyloric stenosis	Rest of World	57	11.5	0	0.0	59	11.8	0	0.0	NE			NE	NE	NE		NE	NE	NE	NE		NE	NE	NE	NE		NE		NE	NE	NE
Ear and labyrinth disorders		Western Europe/United States/Canada/Australia	298	60.2	24	8.1	300	60.2	21	7.0	1.16		Convergence criterion (GCONV=1E-8) satisfied.	0.63	2.14	0.011		Algorithm converged.	-0.032	0.053	1.15		Algorithm converged.	0.66	2.02	0.6256	0.2241	0.87		Algorithm converged.	0.49	1.53
Ear and labyrinth disorders		Asia	140	28.3	6	4.3	139	27.9	1	0.7	6.18		Convergence criterion (GCONV=1E-8) satisfied.	0.73	52.01	0.036		Algorithm converged.	-0.001	0.072	5.96		Algorithm converged.	0.73	48.84	0.0964		0.17		Algorithm converged.	0.02	1.38
Ear and labyrinth disorders		Rest of World	57	11.5	1	1.8	59	11.8	1	1.7	1.04		Convergence criterion (GCONV=1E-8) satisfied.	0.06	16.96	0.001		Algorithm converged.	-0.047	0.048	1.04		Algorithm converged.	0.07	16.16	0.9804		0.97		Algorithm converged.	0.06	15.08
Ear and labyrinth disorders	Deafness	Western Europe/United States/Canada/Australia	298	60.2	1	0.3	300	60.2	2	0.7	0.50		Convergence criterion (GCONV=1E-8) satisfied.	0.05	5.56	-0.003		Algorithm converged.	-0.015	0.008	0.50		Algorithm converged.	0.05	5.52	0.5743	NE	1.99		Algorithm converged.	0.18	21.79
Ear and labyrinth disorders	Deafness	Asia	140	28.3	0	0.0	139	27.9	0	0.0	NE			NE	NE	NE		NE	NE	NE	NE		NE	NE	NE	NE		NE		NE	NE	NE
Ear and labyrinth disorders	Deafness	Rest of World	57	11.5	0	0.0	59	11.8	0	0.0	NE			NE	NE	NE		NE	NE	NE	NE		NE	NE	NE	NE		NE		NE	NE	NE
Ear and labyrinth disorders	Deafness unilateral	Western Europe/United States/Canada/Australia	298	60.2	0	0.0	300	60.2	1	0.3		*	Quasi-complete separation of data points detected.				*	ERROR: The mean parameter is either invalid or at a limit of its range for some observations.			0.00		Algorithm converged.	0.00	NE	0.9999	NE	>999.99		Algorithm converged.	0.00	NE
Ear and labyrinth disorders	Deafness unilateral	Asia	140	28.3	0	0.0	139	27.9	0	0.0	NE			NE	NE	NE		NE	NE	NE	NE		NE	NE	NE	NE		NE		NE	NE	NE
Ear and labyrinth disorders	Deafness unilateral	Rest of World	57	11.5	0	0.0	59	11.8	0	0.0	NE			NE	NE	NE		NE	NE	NE	NE		NE	NE	NE	NE		NE		NE	NE	NE
Ear and labyrinth disorders	Ear congestion	Western Europe/United States/Canada/Australia	298	60.2	1	0.3	300	60.2	0	0.0		*	Quasi-complete separation of data points detected.				*	WARNING: Negative of Hessian not positive definite.			NE		Algorithm converged.	NE	NE	NE	NE	NE		Algorithm converged.	NE	NE
Ear and labyrinth disorders	Ear congestion	Asia	140	28.3	0	0.0	139	27.9	0	0.0	NE			NE	NE	NE		NE	NE	NE	NE		NE	NE	NE	NE		NE		NE	NE	NE
Ear and labyrinth disorders	Ear congestion	Rest of World	57	11.5	0	0.0	59	11.8	0	0.0	NE			NE	NE	NE		NE	NE	NE	NE		NE	NE	NE	NE		NE		NE	NE	NE
Ear and labyrinth disorders	Ear discomfort	Western Europe/United States/Canada/Australia	298	60.2	1	0.3	300	60.2	0	0.0		*	Quasi-complete separation of data points detected.				*	WARNING: Negative of Hessian not positive definite.			NE		Algorithm converged.	NE	NE	NE	NE	NE		Algorithm converged.	NE	NE
Ear and labyrinth disorders	Ear discomfort	Asia	140	28.3	0	0.0	139	27.9	0	0.0	NE			NE	NE	NE		NE	NE	NE	NE		NE	NE	NE	NE		NE		NE	NE	NE
Ear and labyrinth disorders	Ear discomfort	Rest of World	57	11.5	0	0.0	59	11.8	0	0.0	NE			NE	NE	NE		NE	NE	NE	NE		NE	NE	NE	NE		NE		NE	NE	NE
Ear and labyrinth disorders	Ear disorder	Western Europe/United States/Canada/Australia	298	60.2	1	0.3	300	60.2	0	0.0		*	Quasi-complete separation of data points detected.				*	WARNING: The relative Hessian convergence criterion of 44.806790292 is greater than the limit of 0.0001. The convergence is questionable.			NE		Algorithm converged.	NE	NE	NE	NE	NE		Algorithm converged.	NE	NE
Ear and labyrinth disorders	Ear disorder	Asia	140	28.3	0	0.0	139	27.9	0	0.0	NE			NE	NE	NE		NE	NE	NE	NE		NE	NE	NE	NE		NE		NE	NE	NE
Ear and labyrinth disorders	Ear disorder	Rest of World	57	11.5	0	0.0	59	11.8	0	0.0	NE			NE	NE	NE		NE	NE	NE	NE		NE	NE	NE	NE		NE		NE	NE	NE
Ear and labyrinth disorders	Ear pain	Western Europe/United States/Canada/Australia	298	60.2	4	1.3	300	60.2	4	1.3	1.01		Convergence criterion (GCONV=1E-8) satisfied.	0.25	4.06	0.000		Algorithm converged.	-0.018	0.019	1.01		Algorithm converged.	0.25	3.99	0.9924	0.2537	0.99		Algorithm converged.	0.25	3.94
Ear and labyrinth disorders	Ear pain	Asia	140	28.3	1	0.7	139	27.9	0	0.0		*	Quasi-complete separation of data points detected.				*	WARNING: Negative of Hessian not positive definite.			NE		Algorithm converged.	NE	NE	NE		NE		Algorithm converged.	NE	NE
Ear and labyrinth disorders	Ear pain	Rest of World	57	11.5	0	0.0	59	11.8	1	1.7		*	Quasi-complete separation of data points detected.				*	WARNING: The relative Hessian convergence criterion of 10.540168601 is greater than the limit of 0.0001. The convergence is questionable.			0.00		Algorithm converged.	0.00	NE	0.9999		>999.99		Algorithm converged.	0.00	NE
Ear and labyrinth disorders	Ear pruritus	Western Europe/United States/Canada/Australia	298	60.2	1	0.3	300	60.2	3	1.0	0.33		Convergence criterion (GCONV=1E-8) satisfied.	0.03	3.22	-0.007		Algorithm converged.	-0.020	0.006	0.34		Algorithm converged.	0.04	3.21	0.3431	NE	2.98		Algorithm converged.	0.31	28.49
Ear and labyrinth disorders	Ear pruritus	Asia	140	28.3	0	0.0	139	27.9	0	0.0	NE			NE	NE	NE		NE	NE	NE	NE		NE	NE	NE	NE		NE		NE	NE	NE
Ear and labyrinth disorders	Ear pruritus	Rest of World	57	11.5	0	0.0	59	11.8	0	0.0	NE			NE	NE	NE		NE	NE	NE	NE		NE	NE	NE	NE		NE		NE	NE	NE
Ear and labyrinth disorders	Hypoacusis	Western Europe/United States/Canada/Australia	298	60.2	3	1.0	300	60.2	2	0.7	1.52		Convergence criterion (GCONV=1E-8) satisfied.	0.25	9.13	0.003		Algorithm converged.	-0.011	0.018	1.51		Algorithm converged.	0.25	8.97	0.6503	NE	0.66		Algorithm converged.	0.11	3.93
Ear and labyrinth disorders	Hypoacusis	Asia	140	28.3	0	0.0	139	27.9	0	0.0	NE			NE	NE	NE		NE	NE	NE	NE		NE	NE	NE	NE		NE		NE	NE	NE
Ear and labyrinth disorders	Hypoacusis	Rest of World	57	11.5	0	0.0	59	11.8	0	0.0	NE			NE	NE	NE		NE	NE	NE	NE		NE	NE	NE	NE		NE		NE	NE	NE
Ear and labyrinth disorders	Meniere's disease	Western Europe/United States/Canada/Australia	298	60.2	0	0.0	300	60.2	1	0.3		*	Quasi-complete separation of data points detected.				*	ERROR: The mean parameter is either invalid or at a limit of its range for some observations.			0.00		Algorithm converged.	0.00	NE	0.9999	NE	>999.99		Algorithm converged.	0.00	NE
Ear and labyrinth disorders	Meniere's disease	Asia	140	28.3	0	0.0	139	27.9	0	0.0	NE			NE	NE	NE		NE	NE	NE	NE		NE	NE	NE	NE		NE		NE	NE	NE
Ear and labyrinth disorders	Meniere's disease	Rest of World	57	11.5	0	0.0	59	11.8	0	0.0	NE			NE	NE	NE		NE	NE	NE	NE		NE	NE	NE	NE		NE		NE	NE	NE
Ear and labyrinth disorders	Mixed deafness	Western Europe/United States/Canada/Australia	298	60.2	0	0.0	300	60.2	0	0.0	NE			NE	NE	NE		NE	NE	NE	NE		NE	NE	NE	NE	NE	NE		NE	NE	NE
Ear and labyrinth disorders	Mixed deafness	Asia	140	28.3	0	0.0	139	27.9	0	0.0	NE			NE	NE	NE		NE	NE	NE	NE		NE	NE	NE	NE		NE		NE	NE	NE
Ear and labyrinth disorders	Mixed deafness	Rest of World	57	11.5	0	0.0	59	11.8	1	1.7		*	Quasi-complete separation of data points detected.				*	WARNING: The relative Hessian convergence criterion of 10.540168601 is greater than the limit of 0.0001. The convergence is questionable.			0.00		Algorithm converged.	0.00	NE	0.9999		>999.99		Algorithm converged.	0.00	NE
Ear and labyrinth disorders	Paraesthesia ear	Western Europe/United States/Canada/Australia	298	60.2	0	0.0	300	60.2	1	0.3		*	Quasi-complete separation of data points detected.				*	ERROR: The mean parameter is either invalid or at a limit of its range for some observations.			0.00		Algorithm converged.	0.00	NE	0.9999	NE	>999.99		Algorithm converged.	0.00	NE
Ear and labyrinth disorders	Paraesthesia ear	Asia	140	28.3	0	0.0	139	27.9	0	0.0	NE			NE	NE	NE		NE	NE	NE	NE		NE	NE	NE	NE		NE		NE	NE	NE
Ear and labyrinth disorders	Paraesthesia ear	Rest of World	57	11.5	0	0.0	59	11.8	0	0.0	NE			NE	NE	NE		NE	NE	NE	NE		NE	NE	NE	NE		NE		NE	NE	NE
Ear and labyrinth disorders	Tinnitus	Western Europe/United States/Canada/Australia	298	60.2	11	3.7	300	60.2	5	1.7	2.26		Convergence criterion (GCONV=1E-8) satisfied.	0.78	6.59	0.020		Algorithm converged.	-0.006	0.046	2.21		Algorithm converged.	0.78	6.30	0.1358	0.9967	0.45		Algorithm converged.	0.16	1.28
Ear and labyrinth disorders	Tinnitus	Asia	140	28.3	2	1.4	139	27.9	1	0.7	2.00		Convergence criterion (GCONV=1E-8) satisfied.	0.18	22.31	0.007		Algorithm converged.	-0.017	0.031	1.99		Algorithm converged.	0.18	21.65	0.5736		0.50		Algorithm converged.	0.05	5.49
Ear and labyrinth disorders	Tinnitus	Rest of World	57	11.5	0	0.0	59	11.8	0	0.0	NE			NE	NE	NE		NE	NE	NE	NE		NE	NE	NE	NE		NE		NE	NE	NE
Ear and labyrinth disorders	Tympanic membrane perforation	Western Europe/United States/Canada/Australia	298	60.2	0	0.0	300	60.2	1	0.3		*	Quasi-complete separation of data points detected.				*	ERROR: The mean parameter is either invalid or at a limit of its range for some observations.			0.00		Algorithm converged.	0.00	NE	0.9999	NE	>999.99		Algorithm converged.	0.00	NE
Ear and labyrinth disorders	Tympanic membrane perforation	Asia	140	28.3	0	0.0	139	27.9	0	0.0	NE			NE	NE	NE		NE	NE	NE	NE		NE	NE	NE	NE		NE		NE	NE	NE
Ear and labyrinth disorders	Tympanic membrane perforation	Rest of World	57	11.5	0	0.0	59	11.8	0	0.0	NE			NE	NE	NE		NE	NE	NE	NE		NE	NE	NE	NE		NE		NE	NE	NE
Ear and labyrinth disorders	Vertigo	Western Europe/United States/Canada/Australia	298	60.2	4	1.3	300	60.2	3	1.0	1.35		Convergence criterion (GCONV=1E-8) satisfied.	0.30	6.07	0.003		Algorithm converged.	-0.014	0.021	1.34		Algorithm converged.	0.30	5.95	0.6983	0.1879	0.75		Algorithm converged.	0.17	3.30
Ear and labyrinth disorders	Vertigo	Asia	140	28.3	3	2.1	139	27.9	0	0.0		*	Quasi-complete separation of data points detected.				*	ERROR: Error in computing the link function, its derivatives, or the variance function.			NE		Algorithm converged.	NE	NE	NE		NE		Algorithm converged.	NE	NE
Ear and labyrinth disorders	Vertigo	Rest of World	57	11.5	1	1.8	59	11.8	0	0.0		*	Quasi-complete separation of data points detected.				*	ERROR: Error in computing the link function, its derivatives, or the variance function.			NE		Algorithm converged.	NE	NE	NE		NE		Algorithm converged.	NE	NE
Endocrine disorders		Western Europe/United States/Canada/Australia	298	60.2	2	0.7	300	60.2	2	0.7	1.01		Convergence criterion (GCONV=1E-8) satisfied.	0.14	7.19	0.000		Algorithm converged.	-0.013	0.013	1.01		Algorithm converged.	0.14	7.10	0.9946	0.8801	0.99		Algorithm converged.	0.14	7.01
Endocrine disorders		Asia	140	28.3	1	0.7	139	27.9	1	0.7	0.99		Convergence criterion (GCONV=1E-8) satisfied.	0.06	16.03	0.000		Algorithm converged.	-0.020	0.020	0.99		Algorithm converged.	0.06	15.72	0.9959		1.01		Algorithm converged.	0.06	15.94
Endocrine disorders		Rest of World	57	11.5	2	3.5	59	11.8	1	1.7	2.11		Convergence criterion (GCONV=1E-8) satisfied.	0.19	23.92	0.018		Algorithm converged.	-0.040	0.076	2.07		Algorithm converged.	0.19	22.21	0.5478		0.48		Algorithm converged.	0.05	5.18
Endocrine disorders	Adrenal insufficiency	Western Europe/United States/Canada/Australia	298	60.2	0	0.0	300	60.2	1	0.3		*	Quasi-complete separation of data points detected.				*	ERROR: The mean parameter is either invalid or at a limit of its range for some observations.			0.00		Algorithm converged.	0.00	NE	0.9999	NE	>999.99		Algorithm converged.	0.00	NE
Endocrine disorders	Adrenal insufficiency	Asia	140	28.3	1	0.7	139	27.9	0	0.0		*	Quasi-complete separation of data points detected.				*	WARNING: Negative of Hessian not positive definite.			NE		Algorithm converged.	NE	NE	NE		NE		Algorithm converged.	NE	NE
Endocrine disorders	Adrenal insufficiency	Rest of World	57	11.5	0	0.0	59	11.8	0	0.0	NE			NE	NE	NE		NE	NE	NE	NE		NE	NE	NE	NE		NE		NE	NE	NE
Endocrine disorders	Diabetes insipidus	Western Europe/United States/Canada/Australia	298	60.2	0	0.0	300	60.2	0	0.0	NE			NE	NE	NE		NE	NE	NE	NE		NE	NE	NE	NE	NE	NE		NE	NE	NE
Endocrine disorders	Diabetes insipidus	Asia	140	28.3	0	0.0	139	27.9	0	0.0	NE			NE	NE	NE		NE	NE	NE	NE		NE	NE	NE	NE		NE		NE	NE	NE

Endocrine disorders	Diabetes insipidus	Rest of World	57	11.5	0	0.0	59	11.8	1	1.7		*	Quasi-complete separation of data points detected.				*	WARNING: The relative Hessian convergence criterion of 10.540168611 is greater than the limit of 0.0001. The convergence is questionable.			0.00		Algorithm converged.	0.00	NE	0.9999		>999.99		Algorithm converged.	0.00	NE
Endocrine disorders	Glucocorticoid deficiency	Western Europe/United States/Canada/Australia	298	60.2	0	0.0	300	60.2	0	0.0	NE			NE	NE	NE		NE	NE	NE	NE		NE	NE	NE	NE	NE	NE		NE	NE	NE
Endocrine disorders	Glucocorticoid deficiency	Asia	140	28.3	0	0.0	139	27.9	0	0.0	NE			NE	NE	NE		NE	NE	NE	NE		NE	NE	NE	NE		NE		NE	NE	NE
Endocrine disorders	Glucocorticoid deficiency	Rest of World	57	11.5	1	1.8	59	11.8	1	1.7	1.04		Convergence criterion (GCONV=1E-8) satisfied.	0.06	16.96	0.001		Algorithm converged.	-0.047	0.048	1.04		Algorithm converged.	0.07	16.16	0.9804		0.97		Algorithm converged.	0.06	15.08
Endocrine disorders	Hyperthyroidism	Western Europe/United States/Canada/Australia	298	60.2	1	0.3	300	60.2	0	0.0		*	Quasi-complete separation of data points detected.				*	WARNING: The relative Hessian convergence criterion of 44.806790292 is greater than the limit of 0.0001. The convergence is questionable.			NE		Algorithm converged.	NE	NE	NE	NE	NE		Algorithm converged.	NE	NE
Endocrine disorders	Hyperthyroidism	Asia	140	28.3	0	0.0	139	27.9	0	0.0	NE			NE	NE	NE		NE	NE	NE	NE		NE	NE	NE	NE		NE		NE	NE	NE
Endocrine disorders	Hyperthyroidism	Rest of World	57	11.5	0	0.0	59	11.8	0	0.0	NE			NE	NE	NE		NE	NE	NE	NE		NE	NE	NE	NE		NE		NE	NE	NE
Endocrine disorders	Hypopituitarism	Western Europe/United States/Canada/Australia	298	60.2	0	0.0	300	60.2	0	0.0	NE			NE	NE	NE		NE	NE	NE	NE		NE	NE	NE	NE	NE	NE		NE	NE	NE
Endocrine disorders	Hypopituitarism	Asia	140	28.3	0	0.0	139	27.9	0	0.0	NE			NE	NE	NE		NE	NE	NE	NE		NE	NE	NE	NE		NE		NE	NE	NE
Endocrine disorders	Hypopituitarism	Rest of World	57	11.5	0	0.0	59	11.8	1	1.7		*	Quasi-complete separation of data points detected.				*	WARNING: The relative Hessian convergence criterion of 10.540168611 is greater than the limit of 0.0001. The convergence is questionable.			0.00		Algorithm converged.	0.00	NE	0.9999		>999.99		Algorithm converged.	0.00	NE
Endocrine disorders	Hypothyroidism	Western Europe/United States/Canada/Australia	298	60.2	0	0.0	300	60.2	1	0.3		*	Quasi-complete separation of data points detected.				*	ERROR: The mean parameter is either invalid or at a limit of its range for some observations.			0.00		Algorithm converged.	0.00	NE	0.9999	0.1434	>999.99		Algorithm converged.	0.00	NE
Endocrine disorders	Hypothyroidism	Asia	140	28.3	0	0.0	139	27.9	1	0.7		*	Quasi-complete separation of data points detected.				*	WARNING: The relative Hessian convergence criterion of 19.480043296 is greater than the limit of 0.0001. The convergence is questionable.			0.00		Algorithm converged.	0.00	NE	0.9999		>999.99		Algorithm converged.	0.00	NE
Endocrine disorders	Hypothyroidism	Rest of World	57	11.5	1	1.8	59	11.8	0	0.0		*	Quasi-complete separation of data points detected.				*	ERROR: Error in computing the link function, its derivatives, or the variance function.			NE		Algorithm converged.	NE	NE	NE		NE		Algorithm converged.	NE	NE
Endocrine disorders	Steroid withdrawal syndrome	Western Europe/United States/Canada/Australia	298	60.2	1	0.3	300	60.2	0	0.0		*	Quasi-complete separation of data points detected.				*	WARNING: Negative of Hessian not positive definite.			NE		Algorithm converged.	NE	NE	NE	NE	NE		Algorithm converged.	NE	NE
Endocrine disorders	Steroid withdrawal syndrome	Asia	140	28.3	0	0.0	139	27.9	0	0.0	NE			NE	NE	NE		NE	NE	NE	NE		NE	NE	NE	NE		NE		NE	NE	NE
Endocrine disorders	Steroid withdrawal syndrome	Rest of World	57	11.5	0	0.0	59	11.8	0	0.0	NE			NE	NE	NE		NE	NE	NE	NE		NE	NE	NE	NE		NE		NE	NE	NE
Eye disorders		Western Europe/United States/Canada/Australia	298	60.2	55	18.5	300	60.2	40	13.3	1.47		Convergence criterion (GCONV=1E-8) satisfied.	0.94	2.29	0.051		Algorithm converged.	-0.007	0.110	1.38		Algorithm converged.	0.95	2.01	0.0887	0.0579	0.72		Algorithm converged.	0.50	1.05
Eye disorders		Asia	140	28.3	5	3.6	139	27.9	3	2.2	1.68		Convergence criterion (GCONV=1E-8) satisfied.	0.39	7.17	0.014		Algorithm converged.	-0.025	0.053	1.65		Algorithm converged.	0.40	6.79	0.4845		0.60		Algorithm converged.	0.15	2.48
Eye disorders		Rest of World	57	11.5	1	1.8	59	11.8	6	10.2	0.16		Convergence criterion (GCONV=1E-8) satisfied.	0.02	1.35	-0.084		Algorithm converged.	-0.168	0.000	0.17		Algorithm converged.	0.02	1.39	0.0986		5.80		Algorithm converged.	0.72	46.65
Eye disorders	Angle closure glaucoma	Western Europe/United States/Canada/Australia	298	60.2	1	0.3	300	60.2	0	0.0		*	Quasi-complete separation of data points detected.				*	WARNING: Negative of Hessian not positive definite.			NE		Algorithm converged.	NE	NE	NE	NE	NE		Algorithm converged.	NE	NE
Eye disorders	Angle closure glaucoma	Asia	140	28.3	0	0.0	139	27.9	0	0.0	NE			NE	NE	NE		NE	NE	NE	NE		NE	NE	NE	NE		NE		NE	NE	NE
Eye disorders	Angle closure glaucoma	Rest of World	57	11.5	0	0.0	59	11.8	0	0.0	NE			NE	NE	NE		NE	NE	NE	NE		NE	NE	NE	NE		NE		NE	NE	NE
Eye disorders	Asthenopia	Western Europe/United States/Canada/Australia	298	60.2	0	0.0	300	60.2	1	0.3		*	Quasi-complete separation of data points detected.				*	ERROR: The mean parameter is either invalid or at a limit of its range for some observations.			0.00		Algorithm converged.	0.00	NE	0.9999	NE	>999.99		Algorithm converged.	0.00	NE
Eye disorders	Asthenopia	Asia	140	28.3	0	0.0	139	27.9	0	0.0	NE			NE	NE	NE		NE	NE	NE	NE		NE	NE	NE	NE		NE		NE	NE	NE
Eye disorders	Asthenopia	Rest of World	57	11.5	0	0.0	59	11.8	0	0.0	NE			NE	NE	NE		NE	NE	NE	NE		NE	NE	NE	NE		NE		NE	NE	NE
Eye disorders	Blepharitis	Western Europe/United States/Canada/Australia	298	60.2	1	0.3	300	60.2	0	0.0		*	Quasi-complete separation of data points detected.				*	WARNING: Negative of Hessian not positive definite.			NE		Algorithm converged.	NE	NE	NE	NE	NE		Algorithm converged.	NE	NE
Eye disorders	Blepharitis	Asia	140	28.3	0	0.0	139	27.9	0	0.0	NE			NE	NE	NE		NE	NE	NE	NE		NE	NE	NE	NE		NE		NE	NE	NE
Eye disorders	Blepharitis	Rest of World	57	11.5	0	0.0	59	11.8	1	1.7		*	Quasi-complete separation of data points detected.				*	WARNING: The relative Hessian convergence criterion of 10.540168601 is greater than the limit of 0.0001. The convergence is questionable.			0.00		Algorithm converged.	0.00	NE	0.9999		>999.99		Algorithm converged.	0.00	NE
Eye disorders	Blindness	Western Europe/United States/Canada/Australia	298	60.2	0	0.0	300	60.2	1	0.3		*	Quasi-complete separation of data points detected.				*	ERROR: The mean parameter is either invalid or at a limit of its range for some observations.			0.00		Algorithm converged.	0.00	NE	0.9999	NE	>999.99		Algorithm converged.	0.00	NE
Eye disorders	Blindness	Asia	140	28.3	0	0.0	139	27.9	0	0.0	NE			NE	NE	NE		NE	NE	NE	NE		NE	NE	NE	NE		NE		NE	NE	NE
Eye disorders	Blindness	Rest of World	57	11.5	0	0.0	59	11.8	0	0.0	NE			NE	NE	NE		NE	NE	NE	NE		NE	NE	NE	NE		NE		NE	NE	NE
Eye disorders	Cataract	Western Europe/United States/Canada/Australia	298	60.2	2	0.7	300	60.2	1	0.3	2.02		Convergence criterion (GCONV=1E-8) satisfied.	0.18	22.40	0.003		Algorithm converged.	-0.008	0.015	2.01		Algorithm converged.	0.18	22.09	0.5669	0.5551	0.50		Algorithm converged.	0.05	5.45
Eye disorders	Cataract	Asia	140	28.3	2	1.4	139	27.9	0	0.0		*	Quasi-complete separation of data points detected.				*	ERROR: The mean parameter is either invalid or at a limit of its range for some observations.			NE		Algorithm converged.	NE	NE	NE		NE		Algorithm converged.	NE	NE
Eye disorders	Cataract	Rest of World	57	11.5	0	0.0	59	11.8	0	0.0	NE			NE	NE	NE		NE	NE	NE	NE		NE	NE	NE	NE		NE		NE	NE	NE
Eye disorders	Chalazion	Western Europe/United States/Canada/Australia	298	60.2	0	0.0	300	60.2	0	0.0	NE			NE	NE	NE		NE	NE	NE	NE		NE	NE	NE	NE	NE	NE		NE	NE	NE
Eye disorders	Chalazion	Asia	140	28.3	0	0.0	139	27.9	0	0.0	NE			NE	NE	NE		NE	NE	NE	NE		NE	NE	NE	NE		NE		NE	NE	NE
Eye disorders	Chalazion	Rest of World	57	11.5	0	0.0	59	11.8	1	1.7		*	Quasi-complete separation of data points detected.				*	WARNING: The relative Hessian convergence criterion of 10.540168611 is greater than the limit of 0.0001. The convergence is questionable.			0.00		Algorithm converged.	0.00	NE	0.9999		>999.99		Algorithm converged.	0.00	NE
Eye disorders	Conjunctival haemorrhage	Western Europe/United States/Canada/Australia	298	60.2	1	0.3	300	60.2	0	0.0		*	Quasi-complete separation of data points detected.				*	WARNING: The relative Hessian convergence criterion of 44.806790292 is greater than the limit of 0.0001. The convergence is questionable.			NE		Algorithm converged.	NE	NE	NE	NE	NE		Algorithm converged.	NE	NE
Eye disorders	Conjunctival haemorrhage	Asia	140	28.3	0	0.0	139	27.9	0	0.0	NE			NE	NE	NE		NE	NE	NE	NE		NE	NE	NE	NE		NE		NE	NE	NE
Eye disorders	Conjunctival haemorrhage	Rest of World	57	11.5	0	0.0	59	11.8	0	0.0	NE			NE	NE	NE		NE	NE	NE	NE		NE	NE	NE	NE		NE		NE	NE	NE
Eye disorders	Conjunctival hyperaemia	Western Europe/United States/Canada/Australia	298	60.2	0	0.0	300	60.2	1	0.3		*	Quasi-complete separation of data points detected.				*	ERROR: The mean parameter is either invalid or at a limit of its range for some observations.			0.00		Algorithm converged.	0.00	NE	0.9999	NE	>999.99		Algorithm converged.	0.00	NE
Eye disorders	Conjunctival hyperaemia	Asia	140	28.3	0	0.0	139	27.9	0	0.0	NE			NE	NE	NE		NE	NE	NE	NE		NE	NE	NE	NE		NE		NE	NE	NE
Eye disorders	Conjunctival hyperaemia	Rest of World	57	11.5	0	0.0	59	11.8	0	0.0	NE			NE	NE	NE		NE	NE	NE	NE		NE	NE	NE	NE		NE		NE	NE	NE
Eye disorders	Conjunctivitis allergic	Western Europe/United States/Canada/Australia	298	60.2	1	0.3	300	60.2	0	0.0		*	Quasi-complete separation of data points detected.				*	WARNING: Negative of Hessian not positive definite.			NE		Algorithm converged.	NE	NE	NE	NE	NE		Algorithm converged.	NE	NE
Eye disorders	Conjunctivitis allergic	Asia	140	28.3	1	0.7	139	27.9	0	0.0		*	Quasi-complete separation of data points detected.				*	WARNING: Negative of Hessian not positive definite.			NE		Algorithm converged.	NE	NE	NE		NE		Algorithm converged.	NE	NE
Eye disorders	Conjunctivitis allergic	Rest of World	57	11.5	0	0.0	59	11.8	0	0.0	NE			NE	NE	NE		NE	NE	NE	NE		NE	NE	NE	NE		NE		NE	NE	NE
Eye disorders	Dacryostenosis acquired	Western Europe/United States/Canada/Australia	298	60.2	1	0.3	300	60.2	0	0.0		*	Quasi-complete separation of data points detected.				*	WARNING: Negative of Hessian not positive definite.			NE		Algorithm converged.	NE	NE	NE	NE	NE		Algorithm converged.	NE	NE
Eye disorders	Dacryostenosis acquired	Asia	140	28.3	0	0.0	139	27.9	0	0.0	NE			NE	NE	NE		NE	NE	NE	NE		NE	NE	NE	NE		NE		NE	NE	NE
Eye disorders	Dacryostenosis acquired	Rest of World	57	11.5	0	0.0	59	11.8	0	0.0	NE			NE	NE	NE		NE	NE	NE	NE		NE	NE	NE	NE		NE		NE	NE	NE
Eye disorders	Diplopia	Western Europe/United States/Canada/Australia	298	60.2	1	0.3	300	60.2	0	0.0		*	Quasi-complete separation of data points detected.				*	WARNING: Negative of Hessian not positive definite.			NE		Algorithm converged.	NE	NE	NE	NE	NE		Algorithm converged.	NE	NE
Eye disorders	Diplopia	Asia	140	28.3	0	0.0	139	27.9	0	0.0	NE			NE	NE	NE		NE	NE	NE	NE		NE	NE	NE	NE		NE		NE	NE	NE
Eye disorders	Diplopia	Rest of World	57	11.5	0	0.0	59	11.8	0	0.0	NE			NE	NE	NE		NE	NE	NE	NE		NE	NE	NE	NE		NE		NE	NE	NE
Eye disorders	Dry eye	Western Europe/United States/Canada/Australia	298	60.2	12	4.0	300	60.2	9	3.0	1.36		Convergence criterion (GCONV=1E-8) satisfied.	0.56	3.27	0.010		Algorithm converged.	-0.019	0.040	1.34		Algorithm converged.	0.57	3.14	0.4969	NE	0.75		Algorithm converged.	0.32	1.74
Eye disorders	Dry eye	Asia	140	28.3	0	0.0	139	27.9	1	0.7		*	Quasi-complete separation of data points detected.				*	WARNING: The relative Hessian convergence criterion of 19.480043296 is greater than the limit of 0.0001. The convergence is questionable.			0.00		Algorithm converged.	0.00	NE	0.9999		>999.99		Algorithm converged.	0.00	NE
Eye disorders	Dry eye	Rest of World	57	11.5	0	0.0	59	11.8	0	0.0	NE			NE	NE	NE		NE	NE	NE	NE		NE	NE	NE	NE		NE		NE	NE	NE
Eye disorders	Ectropion	Western Europe/United States/Canada/Australia	298	60.2	1	0.3	300	60.2	0	0.0		*	Quasi-complete separation of data points detected.				*	WARNING: Negative of Hessian not positive definite.			NE		Algorithm converged.	NE	NE	NE	NE	NE		Algorithm converged.	NE	NE
Eye disorders	Ectropion	Asia	140	28.3	0	0.0	139	27.9	0	0.0	NE			NE	NE	NE		NE	NE	NE	NE		NE	NE	NE	NE		NE		NE	NE	NE
Eye disorders	Ectropion	Rest of World	57	11.5	0	0.0	59	11.8	0	0.0	NE			NE	NE	NE		NE	NE	NE	NE		NE	NE	NE	NE		NE		NE	NE	NE
Eye disorders	Erythema of eyelid	Western Europe/United States/Canada/Australia	298	60.2	0	0.0	300	60.2	1	0.3		*	Quasi-complete separation of data points detected.				*	ERROR: The mean parameter is either invalid or at a limit of its range for some observations.			0.00		Algorithm converged.	0.00	NE	0.9999	NE	>999.99		Algorithm converged.	0.00	NE
Eye disorders	Erythema of eyelid	Asia	140	28.3	0	0.0	139	27.9	0	0.0	NE			NE	NE	NE		NE	NE	NE	NE		NE	NE	NE	NE		NE		NE	NE	NE
Eye disorders	Erythema of eyelid	Rest of World	57	11.5	0	0.0	59	11.8	0	0.0	NE			NE	NE	NE		NE	NE	NE	NE		NE	NE	NE	NE		NE		NE	NE	NE
Eye disorders	Exophthalmos	Western Europe/United States/Canada/Australia	298	60.2	0	0.0	300	60.2	0	0.0	NE			NE	NE	NE		NE	NE	NE	NE		NE	NE	NE	NE	NE	NE		NE	NE	NE
Eye disorders	Exophthalmos	Asia	140	28.3	0	0.0	139	27.9	0	0.0	NE			NE	NE	NE		NE	NE	NE	NE		NE	NE	NE	NE		NE		NE	NE	NE
Eye disorders	Exophthalmos	Rest of World	57	11.5	0	0.0	59	11.8	1	1.7		*	Quasi-complete separation of data points detected.				*	WARNING: The relative Hessian convergence criterion of 10.540168601 is greater than the limit of 0.0001. The convergence is questionable.			0.00		Algorithm converged.	0.00	NE	0.9999		>999.99		Algorithm converged.	0.00	NE
Eye disorders	Eye discharge	Western Europe/United States/Canada/Australia	298	60.2	0	0.0	300	60.2	0	0.0	NE			NE	NE	NE		NE	NE	NE	NE		NE	NE	NE	NE	NE	NE		NE	NE	NE
Eye disorders	Eye discharge	Asia	140	28.3	1	0.7	139	27.9	0	0.0		*	Quasi-complete separation of data points detected.				*	WARNING: Negative of Hessian not positive definite.			NE		Algorithm converged.	NE	NE	NE		NE		Algorithm converged.	NE	NE
Eye disorders	Eye discharge	Rest of World	57	11.5	0	0.0	59	11.8	0	0.0	NE			NE	NE	NE		NE	NE	NE	NE		NE	NE	NE	NE		NE		NE	NE	NE
Eye disorders	Eye inflammation	Western Europe/United States/Canada/Australia	298	60.2	1	0.3	300	60.2	0	0.0		*	Quasi-complete separation of data points detected.				*	WARNING: The relative Hessian convergence criterion of 44.806790292 is greater than the limit of 0.0001. The convergence is questionable.			NE		Algorithm converged.	NE	NE	NE	NE	NE		Algorithm converged.	NE	NE
Eye disorders	Eye inflammation	Asia	140	28.3	0	0.0	139	27.9	0	0.0	NE			NE	NE	NE		NE	NE	NE	NE		NE	NE	NE	NE		NE		NE	NE	NE
Eye disorders	Eye inflammation	Rest of World	57	11.5	0	0.0	59	11.8	0	0.0	NE			NE	NE	NE		NE	NE	NE	NE		NE	NE	NE	NE		NE		NE	NE	NE
Eye disorders	Eye irritation	Western Europe/United States/Canada/Australia	298	60.2	3	1.0	300	60.2	0	0.0		*	Quasi-complete separation of data points detected.				*	WARNING: Negative of Hessian not positive definite.			NE		Algorithm converged.	NE	NE	NE	NE	NE		Algorithm converged.	NE	NE
Eye disorders	Eye irritation	Asia	140	28.3	0	0.0	139	27.9	0	0.0	NE			NE	NE	NE		NE	NE	NE	NE		NE	NE	NE	NE		NE		NE	NE	NE
Eye disorders	Eye irritation	Rest of World	57	11.5	0	0.0	59	11.8	0	0.0	NE			NE	NE	NE		NE	NE	NE	NE		NE	NE	NE	NE		NE		NE	NE	NE
Eye disorders	Eye movement disorder	Western Europe/United States/Canada/Australia	298	60.2	1	0.3	300	60.2	0	0.0		*	Quasi-complete separation of data points detected.				*	WARNING: Negative of Hessian not positive definite.			NE		Algorithm converged.	NE	NE	NE	NE	NE		Algorithm converged.	NE	NE
Eye disorders	Eye movement disorder	Asia	140	28.3	0	0.0	139	27.9	0	0.0	NE			NE	NE	NE		NE	NE	NE	NE		NE	NE	NE	NE		NE		NE	NE	NE
Eye disorders	Eye movement disorder	Rest of World	57	11.5	0	0.0	59	11.8	0	0.0	NE			NE	NE	NE		NE	NE	NE	NE		NE	NE	NE	NE		NE		NE	NE	NE
Eye disorders	Eye pain	Western Europe/United States/Canada/Australia	298	60.2	2	0.7	300	60.2	1	0.3	2.02		Convergence criterion (GCONV=1E-8) satisfied.	0.18	22.40	0.003		Algorithm converged.	-0.008	0.015	2.01		Algorithm converged.	0.18	22.09	0.5669	NE	0.50		Algorithm converged.	0.05	5.45
Eye disorders	Eye pain	Asia	140	28.3	0	0.0	139	27.9	0	0.0	NE			NE	NE	NE		NE	NE	NE	NE		NE	NE	NE	NE		NE		NE	NE	NE
Eye disorders	Eye pain	Rest of World	57	11.5	0	0.0	59	11.8	0	0.0	NE			NE	NE	NE		NE	NE	NE	NE		NE	NE	NE	NE		NE		NE	NE	NE
Eye disorders	Eye pruritus	Western Europe/United States/Canada/Australia	298	60.2	2	0.7	300	60.2	4	1.3	0.50		Convergence criterion (GCONV=1E-8) satisfied.	0.09	2.75	-0.007		Algorithm converged.	-0.023	0.009	0.50		Algorithm converged.	0.09	2.73	0.4259	NE	1.99		Algorithm converged.	0.37	10.76
Eye disorders	Eye pruritus	Asia	140	28.3	0	0.0	139	27.9	1	0.7		*	Quasi-complete separation of data points detected.				*	WARNING: The relative Hessian convergence criterion of 19.480043296 is greater than the limit of 0.0001. The convergence is questionable.			0.00		Algorithm converged.	0.00	NE	0.9999		>999.99		Algorithm converged.	0.00	NE
Eye disorders	Eye pruritus	Rest of World	57	11.5	0	0.0	59	11.8	0	0.0	NE			NE	NE	NE		NE	NE	NE	NE		NE	NE	NE	NE		NE		NE	NE	NE
Eye disorders	Eyelid cyst	Western Europe/United States/Canada/Australia	298	60.2	0	0.0	300	60.2	1	0.3		*	Quasi-complete separation of data points detected.				*	ERROR: The mean parameter is either invalid or at a limit of its range for some observations.			0.00		Algorithm converged.	0.00	NE	0.9999	NE	>999.99		Algorithm converged.	0.00	NE
Eye disorders	Eyelid cyst	Asia	140	28.3	0	0.0	139	27.9	0	0.0	NE			NE	NE	NE		NE	NE	NE	NE		NE	NE	NE	NE		NE		NE	NE	NE
Eye disorders	Eyelid cyst	Rest of World	57	11.5	0	0.0	59	11.8	0	0.0	NE			NE	NE	NE		NE	NE	NE	NE		NE	NE	NE	NE		NE		NE	NE	NE
Eye disorders	Eyelid irritation	Western Europe/United States/Canada/Australia	298	60.2	0	0.0	300	60.2	1	0.3		*	Quasi-complete separation of data points detected.				*	ERROR: The mean parameter is either invalid or at a limit of its range for some observations.			0.00		Algorithm converged.	0.00	NE	0.9999	NE	>999.99		Algorithm converged.	0.00	NE
Eye disorders	Eyelid irritation	Asia	140	28.3	0	0.0	139	27.9	0	0.0	NE			NE	NE	NE		NE	NE	NE	NE		NE	NE	NE	NE		NE		NE	NE	NE
Eye disorders	Eyelid irritation	Rest of World	57	11.5	0	0.0	59	11.8	0	0.0	NE			NE	NE	NE		NE	NE	NE	NE		NE	NE	NE	NE		NE		NE	NE	NE
Eye disorders	Eyelid oedema	Western Europe/United States/Canada/Australia	298	60.2	0	0.0	300	60.2	1	0.3		*	Quasi-complete separation of data points detected.				*	ERROR: The mean parameter is either invalid or at a limit of its range for some observations.			0.00		Algorithm converged.	0.00	NE	0.9999	NE	>999.99		Algorithm converged.	0.00	NE
Eye disorders	Eyelid oedema	Asia	140	28.3	0	0.0	139	27.9	0	0.0	NE			NE	NE	NE		NE	NE	NE	NE		NE	NE	NE	NE		NE		NE	NE	NE
Eye disorders	Eyelid oedema	Rest of World	57	11.5	1	1.8	59	11.8	0	0.0		*	Quasi-complete separation of data points detected.				*	ERROR: Error in computing the link function, its derivatives, or the variance function.			NE		Algorithm converged.	NE	NE	NE		NE		Algorithm converged.	NE	NE
Eye disorders	Eyelid ptosis	Western Europe/United States/Canada/Australia	298	60.2	0	0.0	300	60.2	0	0.0	NE			NE	NE	NE		NE	NE	NE	NE		NE	NE	NE	NE	NE	NE		NE	NE	NE
Eye disorders	Eyelid ptosis	Asia	140	28.3	0	0.0	139	27.9	0	0.0	NE			NE	NE	NE		NE	NE	NE	NE		NE	NE	NE	NE		NE		NE	NE	NE
Eye disorders	Eyelid ptosis	Rest of World	57	11.5	0	0.0	59	11.8	1	1.7		*	Quasi-complete separation of data points detected.				*	WARNING: The relative Hessian convergence criterion of 10.540168611 is greater than the limit of 0.0001. The convergence is questionable.			0.00		Algorithm converged.	0.00	NE	0.9999		>999.99		Algorithm converged.	0.00	NE
Eye disorders	Foreign body sensation in eyes	Western Europe/United States/Canada/Australia	298	60.2	0	0.0	300	60.2	1	0.3		*	Quasi-complete separation of data points detected.				*	ERROR: The mean parameter is either invalid or at a limit of its range for some observations.			0.00		Algorithm converged.	0.00	NE	0.9999	NE	>999.99		Algorithm converged.	0.00	NE
Eye disorders	Foreign body sensation in eyes	Asia	140	28.3	0	0.0	139	27.9	0	0.0	NE			NE	NE	NE		NE	NE	NE	NE		NE	NE	NE	NE		NE		NE	NE	NE
Eye disorders	Foreign body sensation in eyes	Rest of World	57	11.5	0	0.0	59	11.8	0	0.0	NE			NE	NE	NE		NE	NE	NE	NE		NE	NE	NE	NE		NE		NE	NE	NE
Eye disorders	Glaucoma	Western Europe/United States/Canada/Australia	298	60.2	1	0.3	300	60.2	0	0.0		*	Quasi-complete separation of data points detected.				*	WARNING: Negative of Hessian not positive definite.			NE		Algorithm converged.	NE	NE	NE	NE	NE		Algorithm converged.	NE	NE
Eye disorders	Glaucoma	Asia	140	28.3	0	0.0	139	27.9	0	0.0	NE			NE	NE	NE		NE	NE	NE	NE		NE	NE	NE	NE		NE		NE	NE	NE
Eye disorders	Glaucoma	Rest of World	57	11.5	0	0.0	59	11.8	0	0.0	NE			NE	NE	NE		NE	NE	NE	NE		NE	NE	NE	NE		NE		NE	NE	NE
Eye disorders	Inflammation of lacrimal passage	Western Europe/United States/Canada/Australia	298	60.2	1	0.3	300	60.2	0	0.0		*	Quasi-complete separation of data points detected.				*	WARNING: Negative of Hessian not positive definite.			NE		Algorithm converged.	NE	NE	NE	NE	NE		Algorithm converged.	NE	NE
Eye disorders	Inflammation of lacrimal passage	Asia	140	28.3	0	0.0	139	27.9	0	0.0	NE			NE	NE	NE		NE	NE	NE	NE		NE	NE	NE	NE		NE		NE	NE	NE
Eye disorders	Inflammation of lacrimal passage	Rest of World	57	11.5	0	0.0	59	11.8	0	0.0	NE			NE	NE	NE		NE	NE	NE	NE		NE	NE	NE	NE		NE		NE	NE	NE
Eye disorders	Lacrimation increased	Western Europe/United States/Canada/Australia	298	60.2	11	3.7	300	60.2	9	3.0	1.24		Convergence criterion (GCONV=1E-8) satisfied.	0.51	3.04	0.007		Algorithm converged.	-0.022	0.036	1.23		Algorithm converged.	0.52	2.93	0.6389	NE	0.81		Algorithm converged.	0.34	1.93
Eye disorders	Lacrimation increased	Asia	140	28.3	0	0.0	139	27.9	0	0.0	NE			NE	NE	NE		NE	NE	NE	NE		NE	NE	NE	NE		NE		NE	NE	NE
Eye disorders	Lacrimation increased	Rest of World	57	11.5	0	0.0	59	11.8	0	0.0	NE			NE	NE	NE		NE	NE	NE	NE		NE	NE	NE	NE		NE		NE	NE	NE
Eye disorders	Mydriasis	Western Europe/United States/Canada/Australia	298	60.2	1	0.3	300	60.2	0	0.0		*	Quasi-complete separation of data points detected.				*	WARNING: Negative of Hessian not positive definite.			NE		Algorithm converged.	NE	NE	NE	NE	NE		Algorithm converged.	NE	NE
Eye disorders	Mydriasis	Asia	140	28.3	0	0.0	139	27.9	0	0.0	NE			NE	NE	NE		NE	NE	NE	NE		NE	NE	NE	NE		NE		NE	NE	NE
Eye disorders	Mydriasis	Rest of World	57	11.5	0	0.0	59	11.8	0	0.0	NE			NE	NE	NE		NE	NE	NE	NE		NE	NE	NE	NE		NE		NE	NE	NE
Eye disorders	Ocular hyperaemia	Western Europe/United States/Canada/Australia	298	60.2	4	1.3	300	60.2	2	0.7	2.03		Convergence criterion (GCONV=1E-8) satisfied.	0.37	11.15	0.007		Algorithm converged.	-0.009	0.023	2.01		Algorithm converged.	0.37	10.91	0.4169	NE	0.50		Algorithm converged.	0.09	2.69
Eye disorders	Ocular hyperaemia	Asia	140	28.3	0	0.0	139	27.9	0	0.0	NE			NE	NE	NE		NE	NE	NE	NE		NE	NE	NE	NE		NE		NE	NE	NE
Eye disorders	Ocular hyperaemia	Rest of World	57	11.5	0	0.0	59	11.8	0	0.0	NE			NE	NE	NE		NE	NE	NE	NE		NE	NE	NE	NE		NE		NE	NE	NE
Eye disorders	Photophobia	Western Europe/United States/Canada/Australia	298	60.2	3	1.0	300	60.2	0	0.0		*	Quasi-complete separation of data points detected.				*	WARNING: Negative of Hessian not positive definite.			NE		Algorithm converged.	NE	NE	NE	NE	NE		Algorithm converged.	NE	NE
Eye disorders	Photophobia	Asia	140	28.3	0	0.0	139	27.9	0	0.0	NE			NE	NE	NE		NE	NE	NE	NE		NE	NE	NE	NE		NE		NE	NE	NE
Eye disorders	Photophobia	Rest of World	57	11.5	0	0.0	59	11.8	0	0.0	NE			NE	NE	NE		NE	NE	NE	NE		NE	NE	NE	NE		NE		NE	NE	NE
Eye disorders	Retinal vein occlusion	Western Europe/United States/Canada/Australia	298	60.2	0	0.0	300	60.2	1	0.3		*	Quasi-complete separation of data points detected.				*	ERROR: The mean parameter is either invalid or at a limit of its range for some observations.			0.00		Algorithm converged.	0.00	NE	0.9999	NE	>999.99		Algorithm converged.	0.00	NE
Eye disorders	Retinal vein occlusion	Asia	140	28.3	0	0.0	139	27.9	0	0.0	NE			NE	NE	NE		NE	NE	NE	NE		NE	NE	NE	NE		NE		NE	NE	NE
Eye disorders	Retinal vein occlusion	Rest of World	57	11.5	0	0.0	59	11.8	0	0.0	NE			NE	NE	NE		NE	NE	NE	NE		NE	NE	NE	NE		NE		NE	NE	NE
Eye disorders	Retinopathy	Western Europe/United States/Canada/Australia	298	60.2	0	0.0	300	60.2	0	0.0	NE			NE	NE	NE		NE	NE	NE	NE		NE	NE	NE	NE	NE	NE		NE	NE	NE
Eye disorders	Retinopathy	Asia	140	28.3	0	0.0	139	27.9	0	0.0	NE			NE	NE	NE		NE	NE	NE	NE		NE	NE	NE	NE		NE		NE	NE	NE
Eye disorders	Retinopathy	Rest of World	57	11.5	0	0.0	59	11.8	1	1.7		*	Quasi-complete separation of data points detected.				*	WARNING: The relative Hessian convergence criterion of 10.540168611 is greater than the limit of 0.0001. The convergence is questionable.			0.00		Algorithm converged.	0.00	NE	0.9999		>999.99		Algorithm converged.	0.00	NE
Eye disorders	Rhegmatogenous retinal detachment	Western Europe/United States/Canada/Australia	298	60.2	0	0.0	300	60.2	0	0.0	NE			NE	NE	NE		NE	NE	NE	NE		NE	NE	NE	NE	NE	NE		NE	NE	NE
Eye disorders	Rhegmatogenous retinal detachment	Asia	140	28.3	1	0.7	139	27.9	0	0.0		*	Quasi-complete separation of data points detected.				*	WARNING: Negative of Hessian not positive definite.			NE		Algorithm converged.	NE	NE	NE		NE		Algorithm converged.	NE	NE
Eye disorders	Rhegmatogenous retinal detachment	Rest of World	57	11.5	0	0.0	59	11.8	0	0.0	NE			NE	NE	NE		NE	NE	NE	NE		NE	NE	NE	NE		NE		NE	NE	NE
Eye disorders	Swelling of eyelid	Western Europe/United States/Canada/Australia	298	60.2	0	0.0	300	60.2	0	0.0	NE			NE	NE	NE		NE	NE	NE	NE		NE	NE	NE	NE	NE	NE		NE	NE	NE
Eye disorders	Swelling of eyelid	Asia	140	28.3	0	0.0	139	27.9	0	0.0	NE			NE	NE	NE		NE	NE	NE	NE		NE	NE	NE	NE		NE		NE	NE	NE
Eye disorders	Swelling of eyelid	Rest of World	57	11.5	0	0.0	59	11.8	1	1.7		*	Quasi-complete separation of data points detected.				*	WARNING: The relative Hessian convergence criterion of 10.540168601 is greater than the limit of 0.0001. The convergence is questionable.			0.00		Algorithm converged.	0.00	NE	0.9999		>999.99		Algorithm converged.	0.00	NE
Eye disorders	Uveitis	Western Europe/United States/Canada/Australia	298	60.2	1	0.3	300	60.2	0	0.0		*	Quasi-complete separation of data points detected.				*	WARNING: Negative of Hessian not positive definite.			NE		Algorithm converged.	NE	NE	NE	NE	NE		Algorithm converged.	NE	NE
Eye disorders	Uveitis	Asia	140	28.3	0	0.0	139	27.9	0	0.0	NE			NE	NE	NE		NE	NE	NE	NE		NE	NE	NE	NE		NE		NE	NE	NE
Eye disorders	Uveitis	Rest of World	57	11.5	0	0.0	59	11.8	0	0.0	NE			NE	NE	NE		NE	NE	NE	NE		NE	NE	NE	NE		NE		NE	NE	NE
Eye disorders	Vision blurred	Western Europe/United States/Canada/Australia	298	60.2	8	2.7	300	60.2	11	3.7	0.72		Convergence criterion (GCONV=1E-8) satisfied.	0.29	1.83	-0.010		Algorithm converged.	-0.038	0.018	0.73		Algorithm converged.	0.30	1.79	0.4955	0.9791	1.37		Algorithm converged.	0.56	3.35
Eye disorders	Vision blurred	Asia	140	28.3	1	0.7	139	27.9	1	0.7	0.99		Convergence criterion (GCONV=1E-8) satisfied.	0.06	16.03	0.000		Algorithm converged.	-0.020	0.020	0.99		Algorithm converged.	0.06	15.72	0.9959		1.01		Algorithm converged.	0.06	15.94
Eye disorders	Vision blurred	Rest of World	57	11.5	0	0.0	59	11.8	0	0.0	NE			NE	NE	NE		NE	NE	NE	NE		NE	NE	NE	NE		NE		NE	NE	NE
Eye disorders	Visual acuity reduced	Western Europe/United States/Canada/Australia	298	60.2	0	0.0	300	60.2	1	0.3		*	Quasi-complete separation of data points detected.				*	ERROR: The mean parameter is either invalid or at a limit of its range for some observations.			0.00		Algorithm converged.	0.00	NE	0.9999	NE	>999.99		Algorithm converged.	0.00	NE
Eye disorders	Visual acuity reduced	Asia	140	28.3	0	0.0	139	27.9	0	0.0	NE			NE	NE	NE		NE	NE	NE	NE		NE	NE	NE	NE		NE		NE	NE	NE
Eye disorders	Visual acuity reduced	Rest of World	57	11.5	0	0.0	59	11.8	0	0.0	NE			NE	NE	NE		NE	NE	NE	NE		NE	NE	NE	NE		NE		NE	NE	NE
Eye disorders	Visual field defect	Western Europe/United States/Canada/Australia	298	60.2	1	0.3	300	60.2	1	0.3	1.01		Convergence criterion (GCONV=1E-8) satisfied.	0.06	16.17	0.000		Algorithm converged.	-0.009	0.009	1.01		Algorithm converged.	0.06	16.02	0.9962	1.0000	0.99		Algorithm converged.	0.06	15.81
Eye disorders	Visual field defect	Asia	140	28.3	0	0.0	139	27.9	0	0.0	NE			NE	NE	NE		NE	NE	NE	NE		NE	NE	NE	NE		NE		NE	NE	NE
Eye disorders	Visual field defect	Rest of World	57	11.5	0	0.0	59	11.8	0	0.0	NE			NE	NE	NE		NE	NE	NE	NE		NE	NE	NE	NE		NE		NE	NE	NE
Eye disorders	Visual impairment	Western Europe/United States/Canada/Australia	298	60.2	5	1.7	300	60.2	1	0.3	5.10		Convergence criterion (GCONV=1E-8) satisfied.	0.59	43.94	0.013		Algorithm converged.	-0.003	0.029	5.03		Algorithm converged.	0.59	42.83	0.1390	NE	0.20		Algorithm converged.	0.02	1.69
Eye disorders	Visual impairment	Asia	140	28.3	0	0.0	139	27.9	0	0.0	NE			NE	NE	NE		NE	NE	NE	NE		NE	NE	NE	NE		NE		NE	NE	NE
Eye disorders	Visual impairment	Rest of World	57	11.5	0	0.0	59	11.8	0	0.0	NE			NE	NE	NE		NE	NE	NE	NE		NE	NE	NE	NE		NE		NE	NE	NE
Eye disorders	Vitreous detachment	Western Europe/United States/Canada/Australia	298	60.2	1	0.3	300	60.2	0	0.0		*	Quasi-complete separation of data points detected.				*	WARNING: Negative of Hessian not positive definite.			NE		Algorithm converged.	NE	NE	NE	NE	NE		Algorithm converged.	NE	NE
Eye disorders	Vitreous detachment	Asia	140	28.3	0	0.0	139	27.9	0	0.0	NE			NE	NE	NE		NE	NE	NE	NE		NE	NE	NE	NE		NE		NE	NE	NE
Eye disorders	Vitreous detachment	Rest of World	57	11.5	0	0.0	59	11.8	0	0.0	NE			NE	NE	NE		NE	NE	NE	NE		NE	NE	NE	NE		NE		NE	NE	NE
Eye disorders	Vitreous floaters	Western Europe/United States/Canada/Australia	298	60.2	1	0.3	300	60.2	0	0.0		*	Quasi-complete separation of data points detected.				*	WARNING: Negative of Hessian not positive definite.			NE		Algorithm converged.	NE	NE	NE	NE	NE		Algorithm converged.	NE	NE
Eye disorders	Vitreous floaters	Asia	140	28.3	0	0.0	139	27.9	0	0.0	NE			NE	NE	NE		NE	NE	NE	NE		NE	NE	NE	NE		NE		NE	NE	NE
Eye disorders	Vitreous floaters	Rest of World	57	11.5	0	0.0	59	11.8	0	0.0	NE			NE	NE	NE		NE	NE	NE	NE		NE	NE	NE	NE		NE		NE	NE	NE
Eye disorders	Vitreous haemorrhage	Western Europe/United States/Canada/Australia	298	60.2	1	0.3	300	60.2	0	0.0		*	Quasi-complete separation of data points detected.				*	WARNING: The relative Hessian convergence criterion of 44.806790292 is greater than the limit of 0.0001. The convergence is questionable.			NE		Algorithm converged.	NE	NE	NE	NE	NE		Algorithm converged.	NE	NE
Eye disorders	Vitreous haemorrhage	Asia	140	28.3	0	0.0	139	27.9	0	0.0	NE			NE	NE	NE		NE	NE	NE	NE		NE	NE	NE	NE		NE		NE	NE	NE
Eye disorders	Vitreous haemorrhage	Rest of World	57	11.5	0	0.0	59	11.8	0	0.0	NE			NE	NE	NE		NE	NE	NE	NE		NE	NE	NE	NE		NE		NE	NE	NE
Eye disorders	Xerophthalmia	Western Europe/United States/Canada/Australia	298	60.2	1	0.3	300	60.2	0	0.0		*	Quasi-complete separation of data points detected.				*	WARNING: Negative of Hessian not positive definite.			NE		Algorithm converged.	NE	NE	NE	NE	NE		Algorithm converged.	NE	NE
Eye disorders	Xerophthalmia	Asia	140	28.3	0	0.0	139	27.9	0	0.0	NE			NE	NE	NE		NE	NE	NE	NE		NE	NE	NE	NE		NE		NE	NE	NE
Eye disorders	Xerophthalmia	Rest of World	57	11.5	0	0.0	59	11.8	0	0.0	NE			NE	NE	NE		NE	NE	NE	NE		NE	NE	NE	NE		NE		NE	NE	NE

Gastrointestinal disorders		Western Europe/United States/Canada/Australia	298	60.2	240	80.5	300	60.2	228	76.0	1.31		Convergence criterion (GCONV=1E-8) satisfied.	0.88	1.93	0.045		Algorithm converged.	-0.021	0.111	1.06		Algorithm converged.	0.97	1.15	0.1792	0.4794	0.94		Algorithm converged.	0.87	1.03
Gastrointestinal disorders		Asia	140	28.3	85	60.7	139	27.9	90	64.7	0.84		Convergence criterion (GCONV=1E-8) satisfied.	0.52	1.37	-0.040		Algorithm converged.	-0.154	0.073	0.94		Algorithm converged.	0.78	1.12	0.4863		1.07		Algorithm converged.	0.89	1.28
Gastrointestinal disorders		Rest of World	57	11.5	29	50.9	59	11.8	28	47.5	1.15		Convergence criterion (GCONV=1E-8) satisfied.	0.55	2.38	0.034		Algorithm converged.	-0.148	0.216	1.07		Algorithm converged.	0.74	1.55	0.7127		0.93		Algorithm converged.	0.64	1.35
Gastrointestinal disorders	Abdominal discomfort	Western Europe/United States/Canada/Australia	298	60.2	4	1.3	300	60.2	5	1.7	0.80		Convergence criterion (GCONV=1E-8) satisfied.	0.21	3.02	-0.003		Algorithm converged.	-0.023	0.016	0.81		Algorithm converged.	0.22	2.97	0.7451	0.7864	1.24		Algorithm converged.	0.34	4.58
Gastrointestinal disorders	Abdominal discomfort	Asia	140	28.3	1	0.7	139	27.9	3	2.2	0.33		Convergence criterion (GCONV=1E-8) satisfied.	0.03	3.17	-0.014		Algorithm converged.	-0.042	0.013	0.33		Algorithm converged.	0.03	3.14	0.3356		3.02		Algorithm converged.	0.32	28.70
Gastrointestinal disorders	Abdominal discomfort	Rest of World	57	11.5	0	0.0	59	11.8	0	0.0	NE			NE	NE	NE		NE	NE	NE	NE		NE	NE	NE	NE		NE		NE	NE	NE
Gastrointestinal disorders	Abdominal distension	Western Europe/United States/Canada/Australia	298	60.2	4	1.3	300	60.2	5	1.7	0.80		Convergence criterion (GCONV=1E-8) satisfied.	0.21	3.02	-0.003		Algorithm converged.	-0.023	0.016	0.81		Algorithm converged.	0.22	2.97	0.7451	0.2405	1.24		Algorithm converged.	0.34	4.58
Gastrointestinal disorders	Abdominal distension	Asia	140	28.3	0	0.0	139	27.9	1	0.7		*	Quasi-complete separation of data points detected.				*	WARNING: The relative Hessian convergence criterion of 19.480043296 is greater than the limit of 0.0001. The convergence is questionable.			0.00		Algorithm converged.	0.00	NE	0.9999		>999.99		Algorithm converged.	0.00	NE
Gastrointestinal disorders	Abdominal distension	Rest of World	57	11.5	1	1.8	59	11.8	0	0.0		*	Quasi-complete separation of data points detected.				*	ERROR: Error in computing the link function, its derivatives, or the variance function.			NE		Algorithm converged.	NE	NE	NE		NE		Algorithm converged.	NE	NE
Gastrointestinal disorders	Abdominal hernia	Western Europe/United States/Canada/Australia	298	60.2	0	0.0	300	60.2	0	0.0	NE			NE	NE	NE		NE	NE	NE	NE		NE	NE	NE	NE	NE	NE		NE	NE	NE
Gastrointestinal disorders	Abdominal hernia	Asia	140	28.3	0	0.0	139	27.9	1	0.7		*	Quasi-complete separation of data points detected.				*	WARNING: The relative Hessian convergence criterion of 19.480043432 is greater than the limit of 0.0001. The convergence is questionable.			0.00		Algorithm converged.	0.00	NE	0.9999		>999.99		Algorithm converged.	0.00	NE
Gastrointestinal disorders	Abdominal hernia	Rest of World	57	11.5	0	0.0	59	11.8	0	0.0	NE			NE	NE	NE		NE	NE	NE	NE		NE	NE	NE	NE		NE		NE	NE	NE
Gastrointestinal disorders	Abdominal pain	Western Europe/United States/Canada/Australia	298	60.2	37	12.4	300	60.2	38	12.7	0.98		Convergence criterion (GCONV=1E-8) satisfied.	0.60	1.59	-0.003		Algorithm converged.	-0.056	0.051	0.98		Algorithm converged.	0.64	1.50	0.9263	0.2221	1.02		Algorithm converged.	0.67	1.56
Gastrointestinal disorders	Abdominal pain	Asia	140	28.3	4	2.9	139	27.9	5	3.6	0.79		Convergence criterion (GCONV=1E-8) satisfied.	0.21	3.00	-0.007		Algorithm converged.	-0.049	0.034	0.79		Algorithm converged.	0.22	2.90	0.7271		1.26		Algorithm converged.	0.35	4.59
Gastrointestinal disorders	Abdominal pain	Rest of World	57	11.5	2	3.5	59	11.8	0	0.0		*	Quasi-complete separation of data points detected.				*	WARNING: The relative Hessian convergence criterion of 6.6720380574 is greater than the limit of 0.0001. The convergence is questionable.			NE		Algorithm converged.	NE	NE	NE		NE		Algorithm converged.	NE	NE
Gastrointestinal disorders	Abdominal pain lower	Western Europe/United States/Canada/Australia	298	60.2	2	0.7	300	60.2	2	0.7	1.01		Convergence criterion (GCONV=1E-8) satisfied.	0.14	7.19	0.000		Algorithm converged.	-0.013	0.013	1.01		Algorithm converged.	0.14	7.10	0.9946	NE	0.99		Algorithm converged.	0.14	7.01
Gastrointestinal disorders	Abdominal pain lower	Asia	140	28.3	0	0.0	139	27.9	0	0.0	NE			NE	NE	NE		NE	NE	NE	NE		NE	NE	NE	NE		NE		NE	NE	NE
Gastrointestinal disorders	Abdominal pain lower	Rest of World	57	11.5	1	1.8	59	11.8	0	0.0		*	Quasi-complete separation of data points detected.				*	ERROR: Error in computing the link function, its derivatives, or the variance function.			NE		Algorithm converged.	NE	NE	NE		NE		Algorithm converged.	NE	NE
Gastrointestinal disorders	Abdominal pain upper	Western Europe/United States/Canada/Australia	298	60.2	14	4.7	300	60.2	15	5.0	0.94		Convergence criterion (GCONV=1E-8) satisfied.	0.44	1.98	-0.003		Algorithm converged.	-0.037	0.031	0.94		Algorithm converged.	0.46	1.91	0.8635	0.2057	1.06		Algorithm converged.	0.52	2.17
Gastrointestinal disorders	Abdominal pain upper	Asia	140	28.3	2	1.4	139	27.9	6	4.3	0.32		Convergence criterion (GCONV=1E-8) satisfied.	0.06	1.62	-0.029		Algorithm converged.	-0.068	0.010	0.33		Algorithm converged.	0.07	1.61	0.1710		3.02		Algorithm converged.	0.62	14.71
Gastrointestinal disorders	Abdominal pain upper	Rest of World	57	11.5	3	5.3	59	11.8	1	1.7	3.22		Convergence criterion (GCONV=1E-8) satisfied.	0.33	31.92	0.036		Algorithm converged.	-0.031	0.102	3.11		Algorithm converged.	0.33	28.99	0.3201		0.32		Algorithm converged.	0.03	3.01
Gastrointestinal disorders	Abdominal rigidity	Western Europe/United States/Canada/Australia	298	60.2	0	0.0	300	60.2	1	0.3		*	Quasi-complete separation of data points detected.				*	ERROR: The mean parameter is either invalid or at a limit of its range for some observations.			0.00		Algorithm converged.	0.00	NE	0.9999	NE	>999.99		Algorithm converged.	0.00	NE
Gastrointestinal disorders	Abdominal rigidity	Asia	140	28.3	0	0.0	139	27.9	0	0.0	NE			NE	NE	NE		NE	NE	NE	NE		NE	NE	NE	NE		NE		NE	NE	NE
Gastrointestinal disorders	Abdominal rigidity	Rest of World	57	11.5	0	0.0	59	11.8	0	0.0	NE			NE	NE	NE		NE	NE	NE	NE		NE	NE	NE	NE		NE		NE	NE	NE
Gastrointestinal disorders	Abdominal wall haematoma	Western Europe/United States/Canada/Australia	298	60.2	0	0.0	300	60.2	1	0.3		*	Quasi-complete separation of data points detected.				*	ERROR: The mean parameter is either invalid or at a limit of its range for some observations.			0.00		Algorithm converged.	0.00	NE	0.9999	NE	>999.99		Algorithm converged.	0.00	NE
Gastrointestinal disorders	Abdominal wall haematoma	Asia	140	28.3	0	0.0	139	27.9	0	0.0	NE			NE	NE	NE		NE	NE	NE	NE		NE	NE	NE	NE		NE		NE	NE	NE
Gastrointestinal disorders	Abdominal wall haematoma	Rest of World	57	11.5	0	0.0	59	11.8	0	0.0	NE			NE	NE	NE		NE	NE	NE	NE		NE	NE	NE	NE		NE		NE	NE	NE
Gastrointestinal disorders	Anal cyst	Western Europe/United States/Canada/Australia	298	60.2	0	0.0	300	60.2	0	0.0	NE			NE	NE	NE		NE	NE	NE	NE		NE	NE	NE	NE	NE	NE		NE	NE	NE
Gastrointestinal disorders	Anal cyst	Asia	140	28.3	1	0.7	139	27.9	0	0.0		*	Quasi-complete separation of data points detected.				*	ERROR: Error in computing the link function, its derivatives, or the variance function.			NE		Algorithm converged.	NE	NE	NE		NE		Algorithm converged.	NE	NE
Gastrointestinal disorders	Anal cyst	Rest of World	57	11.5	0	0.0	59	11.8	0	0.0	NE			NE	NE	NE		NE	NE	NE	NE		NE	NE	NE	NE		NE		NE	NE	NE
Gastrointestinal disorders	Anal fissure	Western Europe/United States/Canada/Australia	298	60.2	0	0.0	300	60.2	2	0.7		*	Quasi-complete separation of data points detected.				*	ERROR: The mean parameter is either invalid or at a limit of its range for some observations.			0.00		Algorithm converged.	0.00	NE	0.9999	NE	>999.99		Algorithm converged.	0.00	NE
Gastrointestinal disorders	Anal fissure	Asia	140	28.3	0	0.0	139	27.9	0	0.0	NE			NE	NE	NE		NE	NE	NE	NE		NE	NE	NE	NE		NE		NE	NE	NE
Gastrointestinal disorders	Anal fissure	Rest of World	57	11.5	0	0.0	59	11.8	0	0.0	NE			NE	NE	NE		NE	NE	NE	NE		NE	NE	NE	NE		NE		NE	NE	NE
Gastrointestinal disorders	Anal fissure haemorrhage	Western Europe/United States/Canada/Australia	298	60.2	0	0.0	300	60.2	1	0.3		*	Quasi-complete separation of data points detected.				*	ERROR: The mean parameter is either invalid or at a limit of its range for some observations.			0.00		Algorithm converged.	0.00	NE	0.9999	NE	>999.99		Algorithm converged.	0.00	NE
Gastrointestinal disorders	Anal fissure haemorrhage	Asia	140	28.3	0	0.0	139	27.9	0	0.0	NE			NE	NE	NE		NE	NE	NE	NE		NE	NE	NE	NE		NE		NE	NE	NE
Gastrointestinal disorders	Anal fissure haemorrhage	Rest of World	57	11.5	0	0.0	59	11.8	0	0.0	NE			NE	NE	NE		NE	NE	NE	NE		NE	NE	NE	NE		NE		NE	NE	NE
Gastrointestinal disorders	Anal fistula	Western Europe/United States/Canada/Australia	298	60.2	1	0.3	300	60.2	0	0.0		*	Quasi-complete separation of data points detected.				*	WARNING: Negative of Hessian not positive definite.			NE		Algorithm converged.	NE	NE	NE	NE	NE		Algorithm converged.	NE	NE
Gastrointestinal disorders	Anal fistula	Asia	140	28.3	0	0.0	139	27.9	1	0.7		*	Quasi-complete separation of data points detected.				*	WARNING: The relative Hessian convergence criterion of 19.480043432 is greater than the limit of 0.0001. The convergence is questionable.			0.00		Algorithm converged.	0.00	NE	0.9999		>999.99		Algorithm converged.	0.00	NE
Gastrointestinal disorders	Anal fistula	Rest of World	57	11.5	0	0.0	59	11.8	0	0.0	NE			NE	NE	NE		NE	NE	NE	NE		NE	NE	NE	NE		NE		NE	NE	NE
Gastrointestinal disorders	Anal haemorrhage	Western Europe/United States/Canada/Australia	298	60.2	0	0.0	300	60.2	0	0.0	NE			NE	NE	NE		NE	NE	NE	NE		NE	NE	NE	NE	NE	NE		NE	NE	NE
Gastrointestinal disorders	Anal haemorrhage	Asia	140	28.3	1	0.7	139	27.9	0	0.0		*	Quasi-complete separation of data points detected.				*	WARNING: Negative of Hessian not positive definite.			NE		Algorithm converged.	NE	NE	NE		NE		Algorithm converged.	NE	NE
Gastrointestinal disorders	Anal haemorrhage	Rest of World	57	11.5	0	0.0	59	11.8	0	0.0	NE			NE	NE	NE		NE	NE	NE	NE		NE	NE	NE	NE		NE		NE	NE	NE
Gastrointestinal disorders	Anal incontinence	Western Europe/United States/Canada/Australia	298	60.2	0	0.0	300	60.2	1	0.3		*	Quasi-complete separation of data points detected.				*	ERROR: The mean parameter is either invalid or at a limit of its range for some observations.			0.00		Algorithm converged.	0.00	NE	0.9999	NE	>999.99		Algorithm converged.	0.00	NE
Gastrointestinal disorders	Anal incontinence	Asia	140	28.3	0	0.0	139	27.9	0	0.0	NE			NE	NE	NE		NE	NE	NE	NE		NE	NE	NE	NE		NE		NE	NE	NE
Gastrointestinal disorders	Anal incontinence	Rest of World	57	11.5	0	0.0	59	11.8	0	0.0	NE			NE	NE	NE		NE	NE	NE	NE		NE	NE	NE	NE		NE		NE	NE	NE
Gastrointestinal disorders	Anal pruritus	Western Europe/United States/Canada/Australia	298	60.2	1	0.3	300	60.2	0	0.0		*	Quasi-complete separation of data points detected.				*	WARNING: Negative of Hessian not positive definite.			NE		Algorithm converged.	NE	NE	NE	NE	NE		Algorithm converged.	NE	NE
Gastrointestinal disorders	Anal pruritus	Asia	140	28.3	0	0.0	139	27.9	0	0.0	NE			NE	NE	NE		NE	NE	NE	NE		NE	NE	NE	NE		NE		NE	NE	NE
Gastrointestinal disorders	Anal pruritus	Rest of World	57	11.5	0	0.0	59	11.8	0	0.0	NE			NE	NE	NE		NE	NE	NE	NE		NE	NE	NE	NE		NE		NE	NE	NE
Gastrointestinal disorders	Anal stenosis	Western Europe/United States/Canada/Australia	298	60.2	0	0.0	300	60.2	0	0.0	NE			NE	NE	NE		NE	NE	NE	NE		NE	NE	NE	NE	NE	NE		NE	NE	NE
Gastrointestinal disorders	Anal stenosis	Asia	140	28.3	0	0.0	139	27.9	1	0.7		*	Quasi-complete separation of data points detected.				*	WARNING: The relative Hessian convergence criterion of 19.480043296 is greater than the limit of 0.0001. The convergence is questionable.			0.00		Algorithm converged.	0.00	NE	0.9999		>999.99		Algorithm converged.	0.00	NE
Gastrointestinal disorders	Anal stenosis	Rest of World	57	11.5	0	0.0	59	11.8	0	0.0	NE			NE	NE	NE		NE	NE	NE	NE		NE	NE	NE	NE		NE		NE	NE	NE
Gastrointestinal disorders	Angular cheilitis	Western Europe/United States/Canada/Australia	298	60.2	1	0.3	300	60.2	0	0.0		*	Quasi-complete separation of data points detected.				*	WARNING: Negative of Hessian not positive definite.			NE		Algorithm converged.	NE	NE	NE	NE	NE		Algorithm converged.	NE	NE
Gastrointestinal disorders	Angular cheilitis	Asia	140	28.3	1	0.7	139	27.9	0	0.0		*	Quasi-complete separation of data points detected.				*	WARNING: Negative of Hessian not positive definite.			NE		Algorithm converged.	NE	NE	NE		NE		Algorithm converged.	NE	NE
Gastrointestinal disorders	Angular cheilitis	Rest of World	57	11.5	0	0.0	59	11.8	0	0.0	NE			NE	NE	NE		NE	NE	NE	NE		NE	NE	NE	NE		NE		NE	NE	NE
Gastrointestinal disorders	Anorectal discomfort	Western Europe/United States/Canada/Australia	298	60.2	1	0.3	300	60.2	0	0.0		*	Quasi-complete separation of data points detected.				*	WARNING: The relative Hessian convergence criterion of 44.806790292 is greater than the limit of 0.0001. The convergence is questionable.			NE		Algorithm converged.	NE	NE	NE	NE	NE		Algorithm converged.	NE	NE
Gastrointestinal disorders	Anorectal discomfort	Asia	140	28.3	0	0.0	139	27.9	0	0.0	NE			NE	NE	NE		NE	NE	NE	NE		NE	NE	NE	NE		NE		NE	NE	NE
Gastrointestinal disorders	Anorectal discomfort	Rest of World	57	11.5	0	0.0	59	11.8	0	0.0	NE			NE	NE	NE		NE	NE	NE	NE		NE	NE	NE	NE		NE		NE	NE	NE
Gastrointestinal disorders	Aphthous ulcer	Western Europe/United States/Canada/Australia	298	60.2	2	0.7	300	60.2	1	0.3	2.02		Convergence criterion (GCONV=1E-8) satisfied.	0.18	22.40	0.003		Algorithm converged.	-0.008	0.015	2.01		Algorithm converged.	0.18	22.09	0.5669	NE	0.50		Algorithm converged.	0.05	5.45
Gastrointestinal disorders	Aphthous ulcer	Asia	140	28.3	0	0.0	139	27.9	0	0.0	NE			NE	NE	NE		NE	NE	NE	NE		NE	NE	NE	NE		NE		NE	NE	NE
Gastrointestinal disorders	Aphthous ulcer	Rest of World	57	11.5	2	3.5	59	11.8	0	0.0		*	Quasi-complete separation of data points detected.				*	ERROR: Error in computing the link function, its derivatives, or the variance function.			NE		Algorithm converged.	NE	NE	NE		NE		Algorithm converged.	NE	NE
Gastrointestinal disorders	Cheilitis	Western Europe/United States/Canada/Australia	298	60.2	0	0.0	300	60.2	0	0.0	NE			NE	NE	NE		NE	NE	NE	NE		NE	NE	NE	NE	NE	NE		NE	NE	NE
Gastrointestinal disorders	Cheilitis	Asia	140	28.3	1	0.7	139	27.9	1	0.7	0.99		Convergence criterion (GCONV=1E-8) satisfied.	0.06	16.03	0.000		Algorithm converged.	-0.020	0.020	0.99		Algorithm converged.	0.06	15.72	0.9959		1.01		Algorithm converged.	0.06	15.94
Gastrointestinal disorders	Cheilitis	Rest of World	57	11.5	0	0.0	59	11.8	0	0.0	NE			NE	NE	NE		NE	NE	NE	NE		NE	NE	NE	NE		NE		NE	NE	NE
Gastrointestinal disorders	Colitis	Western Europe/United States/Canada/Australia	298	60.2	1	0.3	300	60.2	3	1.0	0.33		Convergence criterion (GCONV=1E-8) satisfied.	0.03	3.22	-0.007		Algorithm converged.	-0.020	0.006	0.34		Algorithm converged.	0.04	3.21	0.3431	NE	2.98		Algorithm converged.	0.31	28.49
Gastrointestinal disorders	Colitis	Asia	140	28.3	0	0.0	139	27.9	0	0.0	NE			NE	NE	NE		NE	NE	NE	NE		NE	NE	NE	NE		NE		NE	NE	NE
Gastrointestinal disorders	Colitis	Rest of World	57	11.5	0	0.0	59	11.8	0	0.0	NE			NE	NE	NE		NE	NE	NE	NE		NE	NE	NE	NE		NE		NE	NE	NE
Gastrointestinal disorders	Constipation	Western Europe/United States/Canada/Australia	298	60.2	91	30.5	300	60.2	93	31.0	0.98		Convergence criterion (GCONV=1E-8) satisfied.	0.69	1.38	-0.005		Algorithm converged.	-0.079	0.069	0.99		Algorithm converged.	0.77	1.25	0.9024	0.7332	1.02		Algorithm converged.	0.80	1.29
Gastrointestinal disorders	Constipation	Asia	140	28.3	33	23.6	139	27.9	40	28.8	0.76		Convergence criterion (GCONV=1E-8) satisfied.	0.45	1.30	-0.052		Algorithm converged.	-0.155	0.051	0.82		Algorithm converged.	0.55	1.22	0.3242		1.22		Algorithm converged.	0.82	1.82
Gastrointestinal disorders	Constipation	Rest of World	57	11.5	6	10.5	59	11.8	7	11.9	0.87		Convergence criterion (GCONV=1E-8) satisfied.	0.27	2.78	-0.013		Algorithm converged.	-0.128	0.101	0.89		Algorithm converged.	0.32	2.48	0.8195		1.13		Algorithm converged.	0.40	3.15
Gastrointestinal disorders	Dental caries	Western Europe/United States/Canada/Australia	298	60.2	1	0.3	300	60.2	1	0.3	1.01		Convergence criterion (GCONV=1E-8) satisfied.	0.06	16.17	0.000		Algorithm converged.	-0.009	0.009	1.01		Algorithm converged.	0.06	16.02	0.9962	NE	0.99		Algorithm converged.	0.06	15.81
Gastrointestinal disorders	Dental caries	Asia	140	28.3	0	0.0	139	27.9	1	0.7		*	Quasi-complete separation of data points detected.				*	WARNING: The relative Hessian convergence criterion of 19.480043228 is greater than the limit of 0.0001. The convergence is questionable.			0.00		Algorithm converged.	0.00	NE	0.9999		>999.99		Algorithm converged.	0.00	NE
Gastrointestinal disorders	Dental caries	Rest of World	57	11.5	0	0.0	59	11.8	0	0.0	NE			NE	NE	NE		NE	NE	NE	NE		NE	NE	NE	NE		NE		NE	NE	NE
Gastrointestinal disorders	Diarrhoea	Western Europe/United States/Canada/Australia	298	60.2	106	35.6	300	60.2	69	23.0	1.85		Convergence criterion (GCONV=1E-8) satisfied.	1.29	2.65	0.126		Algorithm converged.	0.053	0.198	1.55		Algorithm converged.	1.20	2.00	0.0009	0.8468	0.65		Algorithm converged.	0.50	0.84
Gastrointestinal disorders	Diarrhoea	Asia	140	28.3	26	18.6	139	27.9	18	12.9	1.53		Convergence criterion (GCONV=1E-8) satisfied.	0.80	2.95	0.056		Algorithm converged.	-0.029	0.141	1.43		Algorithm converged.	0.82	2.49	0.2015		0.70		Algorithm converged.	0.40	1.21
Gastrointestinal disorders	Diarrhoea	Rest of World	57	11.5	13	22.8	59	11.8	7	11.9	2.19		Convergence criterion (GCONV=1E-8) satisfied.	0.81	5.98	0.109		Algorithm converged.	-0.027	0.246	1.92		Algorithm converged.	0.83	4.47	0.1290		0.52		Algorithm converged.	0.22	1.21
Gastrointestinal disorders	Diverticulum	Western Europe/United States/Canada/Australia	298	60.2	0	0.0	300	60.2	1	0.3		*	Quasi-complete separation of data points detected.				*	ERROR: The mean parameter is either invalid or at a limit of its range for some observations.			0.00		Algorithm converged.	0.00	NE	0.9999	NE	>999.99		Algorithm converged.	0.00	NE
Gastrointestinal disorders	Diverticulum	Asia	140	28.3	0	0.0	139	27.9	0	0.0	NE			NE	NE	NE		NE	NE	NE	NE		NE	NE	NE	NE		NE		NE	NE	NE
Gastrointestinal disorders	Diverticulum	Rest of World	57	11.5	0	0.0	59	11.8	0	0.0	NE			NE	NE	NE		NE	NE	NE	NE		NE	NE	NE	NE		NE		NE	NE	NE
Gastrointestinal disorders	Dry mouth	Western Europe/United States/Canada/Australia	298	60.2	10	3.4	300	60.2	15	5.0	0.66		Convergence criterion (GCONV=1E-8) satisfied.	0.29	1.49	-0.016		Algorithm converged.	-0.048	0.016	0.67		Algorithm converged.	0.31	1.47	0.3188	NE	1.49		Algorithm converged.	0.68	3.26
Gastrointestinal disorders	Dry mouth	Asia	140	28.3	0	0.0	139	27.9	1	0.7		*	Quasi-complete separation of data points detected.				*	WARNING: The relative Hessian convergence criterion of 19.480043432 is greater than the limit of 0.0001. The convergence is questionable.			0.00		Algorithm converged.	0.00	NE	0.9999		>999.99		Algorithm converged.	0.00	NE
Gastrointestinal disorders	Dry mouth	Rest of World	57	11.5	0	0.0	59	11.8	0	0.0	NE			NE	NE	NE		NE	NE	NE	NE		NE	NE	NE	NE		NE		NE	NE	NE
Gastrointestinal disorders	Duodenitis	Western Europe/United States/Canada/Australia	298	60.2	0	0.0	300	60.2	1	0.3		*	Quasi-complete separation of data points detected.				*	ERROR: The mean parameter is either invalid or at a limit of its range for some observations.			0.00		Algorithm converged.	0.00	NE	0.9999	NE	>999.99		Algorithm converged.	0.00	NE
Gastrointestinal disorders	Duodenitis	Asia	140	28.3	0	0.0	139	27.9	0	0.0	NE			NE	NE	NE		NE	NE	NE	NE		NE	NE	NE	NE		NE		NE	NE	NE
Gastrointestinal disorders	Duodenitis	Rest of World	57	11.5	0	0.0	59	11.8	0	0.0	NE			NE	NE	NE		NE	NE	NE	NE		NE	NE	NE	NE		NE		NE	NE	NE
Gastrointestinal disorders	Dyspepsia	Western Europe/United States/Canada/Australia	298	60.2	17	5.7	300	60.2	17	5.7	1.01		Convergence criterion (GCONV=1E-8) satisfied.	0.50	2.01	0.000		Algorithm converged.	-0.037	0.038	1.01		Algorithm converged.	0.52	1.93	0.9840	0.6263	0.99		Algorithm converged.	0.52	1.91
Gastrointestinal disorders	Dyspepsia	Asia	140	28.3	3	2.1	139	27.9	1	0.7	3.02		Convergence criterion (GCONV=1E-8) satisfied.	0.31	29.40	0.014		Algorithm converged.	-0.014	0.042	2.98		Algorithm converged.	0.31	28.29	0.3419		0.34		Algorithm converged.	0.04	3.19
Gastrointestinal disorders	Dyspepsia	Rest of World	57	11.5	1	1.8	59	11.8	1	1.7	1.04		Convergence criterion (GCONV=1E-8) satisfied.	0.06	16.96	0.001		Algorithm converged.	-0.047	0.048	1.04		Algorithm converged.	0.07	16.16	0.9804		0.97		Algorithm converged.	0.06	15.08
Gastrointestinal disorders	Dysphagia	Western Europe/United States/Canada/Australia	298	60.2	11	3.7	300	60.2	8	2.7	1.40		Convergence criterion (GCONV=1E-8) satisfied.	0.55	3.53	0.010		Algorithm converged.	-0.018	0.038	1.38		Algorithm converged.	0.56	3.39	0.4772	NE	0.72		Algorithm converged.	0.29	1.77
Gastrointestinal disorders	Dysphagia	Asia	140	28.3	0	0.0	139	27.9	0	0.0	NE			NE	NE	NE		NE	NE	NE	NE		NE	NE	NE	NE		NE		NE	NE	NE
Gastrointestinal disorders	Dysphagia	Rest of World	57	11.5	0	0.0	59	11.8	0	0.0	NE			NE	NE	NE		NE	NE	NE	NE		NE	NE	NE	NE		NE		NE	NE	NE
Gastrointestinal disorders	Enteritis	Western Europe/United States/Canada/Australia	298	60.2	0	0.0	300	60.2	0	0.0	NE			NE	NE	NE		NE	NE	NE	NE		NE	NE	NE	NE	NE	NE		NE	NE	NE
Gastrointestinal disorders	Enteritis	Asia	140	28.3	0	0.0	139	27.9	0	0.0	NE			NE	NE	NE		NE	NE	NE	NE		NE	NE	NE	NE		NE		NE	NE	NE
Gastrointestinal disorders	Enteritis	Rest of World	57	11.5	2	3.5	59	11.8	0	0.0		*	Quasi-complete separation of data points detected.				*	WARNING: The relative Hessian convergence criterion of 6.6720380513 is greater than the limit of 0.0001. The convergence is questionable.			NE		Algorithm converged.	NE	NE	NE		NE		Algorithm converged.	NE	NE
Gastrointestinal disorders	Enterocolitis	Western Europe/United States/Canada/Australia	298	60.2	0	0.0	300	60.2	0	0.0	NE			NE	NE	NE		NE	NE	NE	NE		NE	NE	NE	NE	NE	NE		NE	NE	NE
Gastrointestinal disorders	Enterocolitis	Asia	140	28.3	1	0.7	139	27.9	0	0.0		*	Quasi-complete separation of data points detected.				*	WARNING: Negative of Hessian not positive definite.			NE		Algorithm converged.	NE	NE	NE		NE		Algorithm converged.	NE	NE
Gastrointestinal disorders	Enterocolitis	Rest of World	57	11.5	0	0.0	59	11.8	0	0.0	NE			NE	NE	NE		NE	NE	NE	NE		NE	NE	NE	NE		NE		NE	NE	NE
Gastrointestinal disorders	Epigastric discomfort	Western Europe/United States/Canada/Australia	298	60.2	1	0.3	300	60.2	1	0.3	1.01		Convergence criterion (GCONV=1E-8) satisfied.	0.06	16.17	0.000		Algorithm converged.	-0.009	0.009	1.01		Algorithm converged.	0.06	16.02	0.9962	1.0000	0.99		Algorithm converged.	0.06	15.81
Gastrointestinal disorders	Epigastric discomfort	Asia	140	28.3	0	0.0	139	27.9	0	0.0	NE			NE	NE	NE		NE	NE	NE	NE		NE	NE	NE	NE		NE		NE	NE	NE
Gastrointestinal disorders	Epigastric discomfort	Rest of World	57	11.5	0	0.0	59	11.8	0	0.0	NE			NE	NE	NE		NE	NE	NE	NE		NE	NE	NE	NE		NE		NE	NE	NE
Gastrointestinal disorders	Eructation	Western Europe/United States/Canada/Australia	298	60.2	0	0.0	300	60.2	2	0.7		*	Quasi-complete separation of data points detected.				*	ERROR: The mean parameter is either invalid or at a limit of its range for some observations.			0.00		Algorithm converged.	0.00	NE	0.9999	NE	>999.99		Algorithm converged.	0.00	NE
Gastrointestinal disorders	Eructation	Asia	140	28.3	0	0.0	139	27.9	0	0.0	NE			NE	NE	NE		NE	NE	NE	NE		NE	NE	NE	NE		NE		NE	NE	NE
Gastrointestinal disorders	Eructation	Rest of World	57	11.5	0	0.0	59	11.8	0	0.0	NE			NE	NE	NE		NE	NE	NE	NE		NE	NE	NE	NE		NE		NE	NE	NE
Gastrointestinal disorders	Faecaloma	Western Europe/United States/Canada/Australia	298	60.2	0	0.0	300	60.2	1	0.3		*	Quasi-complete separation of data points detected.				*	ERROR: The mean parameter is either invalid or at a limit of its range for some observations.			0.00		Algorithm converged.	0.00	NE	0.9999	NE	>999.99		Algorithm converged.	0.00	NE
Gastrointestinal disorders	Faecaloma	Asia	140	28.3	0	0.0	139	27.9	0	0.0	NE			NE	NE	NE		NE	NE	NE	NE		NE	NE	NE	NE		NE		NE	NE	NE
Gastrointestinal disorders	Faecaloma	Rest of World	57	11.5	0	0.0	59	11.8	0	0.0	NE			NE	NE	NE		NE	NE	NE	NE		NE	NE	NE	NE		NE		NE	NE	NE
Gastrointestinal disorders	Faeces discoloured	Western Europe/United States/Canada/Australia	298	60.2	2	0.7	300	60.2	0	0.0		*	Quasi-complete separation of data points detected.				*	WARNING: Negative of Hessian not positive definite.			NE		Algorithm converged.	NE	NE	NE	NE	NE		Algorithm converged.	NE	NE
Gastrointestinal disorders	Faeces discoloured	Asia	140	28.3	0	0.0	139	27.9	0	0.0	NE			NE	NE	NE		NE	NE	NE	NE		NE	NE	NE	NE		NE		NE	NE	NE
Gastrointestinal disorders	Faeces discoloured	Rest of World	57	11.5	0	0.0	59	11.8	0	0.0	NE			NE	NE	NE		NE	NE	NE	NE		NE	NE	NE	NE		NE		NE	NE	NE
Gastrointestinal disorders	Faeces hard	Western Europe/United States/Canada/Australia	298	60.2	0	0.0	300	60.2	0	0.0	NE			NE	NE	NE		NE	NE	NE	NE		NE	NE	NE	NE	NE	NE		NE	NE	NE
Gastrointestinal disorders	Faeces hard	Asia	140	28.3	0	0.0	139	27.9	1	0.7		*	Quasi-complete separation of data points detected.				*	WARNING: The relative Hessian convergence criterion of 19.480043296 is greater than the limit of 0.0001. The convergence is questionable.			0.00		Algorithm converged.	0.00	NE	0.9999		>999.99		Algorithm converged.	0.00	NE
Gastrointestinal disorders	Faeces hard	Rest of World	57	11.5	0	0.0	59	11.8	0	0.0	NE			NE	NE	NE		NE	NE	NE	NE		NE	NE	NE	NE		NE		NE	NE	NE
Gastrointestinal disorders	Faeces soft	Western Europe/United States/Canada/Australia	298	60.2	1	0.3	300	60.2	0	0.0		*	Quasi-complete separation of data points detected.				*	WARNING: Negative of Hessian not positive definite.			NE		Algorithm converged.	NE	NE	NE	NE	NE		Algorithm converged.	NE	NE
Gastrointestinal disorders	Faeces soft	Asia	140	28.3	0	0.0	139	27.9	0	0.0	NE			NE	NE	NE		NE	NE	NE	NE		NE	NE	NE	NE		NE		NE	NE	NE
Gastrointestinal disorders	Faeces soft	Rest of World	57	11.5	0	0.0	59	11.8	0	0.0	NE			NE	NE	NE		NE	NE	NE	NE		NE	NE	NE	NE		NE		NE	NE	NE
Gastrointestinal disorders	Flatulence	Western Europe/United States/Canada/Australia	298	60.2	5	1.7	300	60.2	3	1.0	1.69		Convergence criterion (GCONV=1E-8) satisfied.	0.40	7.13	0.007		Algorithm converged.	-0.012	0.025	1.68		Algorithm converged.	0.40	6.96	0.4758	NE	0.60		Algorithm converged.	0.14	2.47
Gastrointestinal disorders	Flatulence	Asia	140	28.3	0	0.0	139	27.9	0	0.0	NE			NE	NE	NE		NE	NE	NE	NE		NE	NE	NE	NE		NE		NE	NE	NE
Gastrointestinal disorders	Flatulence	Rest of World	57	11.5	0	0.0	59	11.8	0	0.0	NE			NE	NE	NE		NE	NE	NE	NE		NE	NE	NE	NE		NE		NE	NE	NE
Gastrointestinal disorders	Gastric ulcer	Western Europe/United States/Canada/Australia	298	60.2	1	0.3	300	60.2	0	0.0		*	Quasi-complete separation of data points detected.				*	WARNING: Negative of Hessian not positive definite.			NE		Algorithm converged.	NE	NE	NE	NE	NE		Algorithm converged.	NE	NE
Gastrointestinal disorders	Gastric ulcer	Asia	140	28.3	0	0.0	139	27.9	0	0.0	NE			NE	NE	NE		NE	NE	NE	NE		NE	NE	NE	NE		NE		NE	NE	NE
Gastrointestinal disorders	Gastric ulcer	Rest of World	57	11.5	0	0.0	59	11.8	0	0.0	NE			NE	NE	NE		NE	NE	NE	NE		NE	NE	NE	NE		NE		NE	NE	NE
Gastrointestinal disorders	Gastritis	Western Europe/United States/Canada/Australia	298	60.2	2	0.7	300	60.2	3	1.0	0.67		Convergence criterion (GCONV=1E-8) satisfied.	0.11	4.03	-0.003		Algorithm converged.	-0.018	0.011	0.67		Algorithm converged.	0.11	3.99	0.6610	NE	1.49		Algorithm converged.	0.25	8.85
Gastrointestinal disorders	Gastritis	Asia	140	28.3	0	0.0	139	27.9	1	0.7		*	Quasi-complete separation of data points detected.				*	WARNING: The relative Hessian convergence criterion of 19.480043432 is greater than the limit of 0.0001. The convergence is questionable.			0.00		Algorithm converged.	0.00	NE	0.9999		>999.99		Algorithm converged.	0.00	NE
Gastrointestinal disorders	Gastritis	Rest of World	57	11.5	0	0.0	59	11.8	0	0.0	NE			NE	NE	NE		NE	NE	NE	NE		NE	NE	NE	NE		NE		NE	NE	NE
Gastrointestinal disorders	Gastrointestinal disorder	Western Europe/United States/Canada/Australia	298	60.2	1	0.3	300	60.2	0	0.0		*	Quasi-complete separation of data points detected.				*	WARNING: Negative of Hessian not positive definite.			NE		Algorithm converged.	NE	NE	NE	NE	NE		Algorithm converged.	NE	NE
Gastrointestinal disorders	Gastrointestinal disorder	Asia	140	28.3	0	0.0	139	27.9	3	2.2		*	Quasi-complete separation of data points detected.				*	WARNING: The relative Hessian convergence criterion of 9.2384695421 is greater than the limit of 0.0001. The convergence is questionable.			0.00		Algorithm converged.	0.00	NE	0.9999		>999.99		Algorithm converged.	0.00	NE
Gastrointestinal disorders	Gastrointestinal disorder	Rest of World	57	11.5	0	0.0	59	11.8	0	0.0	NE			NE	NE	NE		NE	NE	NE	NE		NE	NE	NE	NE		NE		NE	NE	NE
Gastrointestinal disorders	Gastrointestinal haemorrhage	Western Europe/United States/Canada/Australia	298	60.2	2	0.7	300	60.2	1	0.3	2.02		Convergence criterion (GCONV=1E-8) satisfied.	0.18	22.40	0.003		Algorithm converged.	-0.008	0.015	2.01		Algorithm converged.	0.18	22.09	0.5669	0.4256	0.50		Algorithm converged.	0.05	5.45
Gastrointestinal disorders	Gastrointestinal haemorrhage	Asia	140	28.3	1	0.7	139	27.9	1	0.7	0.99		Convergence criterion (GCONV=1E-8) satisfied.	0.06	16.03	0.000		Algorithm converged.	-0.020	0.020	0.99		Algorithm converged.	0.06	15.72	0.9959		1.01		Algorithm converged.	0.06	15.94
Gastrointestinal disorders	Gastrointestinal haemorrhage	Rest of World	57	11.5	0	0.0	59	11.8	1	1.7		*	Quasi-complete separation of data points detected.				*	WARNING: The relative Hessian convergence criterion of 10.540168601 is greater than the limit of 0.0001. The convergence is questionable.			0.00		Algorithm converged.	0.00	NE	0.9999		>999.99		Algorithm converged.	0.00	NE
Gastrointestinal disorders	Gastrointestinal pain	Western Europe/United States/Canada/Australia	298	60.2	2	0.7	300	60.2	0	0.0		*	Quasi-complete separation of data points detected.				*	WARNING: Negative of Hessian not positive definite.			NE		Algorithm converged.	NE	NE	NE	NE	NE		Algorithm converged.	NE	NE
Gastrointestinal disorders	Gastrointestinal pain	Asia	140	28.3	1	0.7	139	27.9	0	0.0		*	Quasi-complete separation of data points detected.				*	WARNING: Negative of Hessian not positive definite.			NE		Algorithm converged.	NE	NE	NE		NE		Algorithm converged.	NE	NE
Gastrointestinal disorders	Gastrointestinal pain	Rest of World	57	11.5	0	0.0	59	11.8	0	0.0	NE			NE	NE	NE		NE	NE	NE	NE		NE	NE	NE	NE		NE		NE	NE	NE
Gastrointestinal disorders	Gastrointestinal scarring	Western Europe/United States/Canada/Australia	298	60.2	0	0.0	300	60.2	0	0.0	NE			NE	NE	NE		NE	NE	NE	NE		NE	NE	NE	NE	NE	NE		NE	NE	NE
Gastrointestinal disorders	Gastrointestinal scarring	Asia	140	28.3	0	0.0	139	27.9	0	0.0	NE			NE	NE	NE		NE	NE	NE	NE		NE	NE	NE	NE		NE		NE	NE	NE
Gastrointestinal disorders	Gastrointestinal scarring	Rest of World	57	11.5	0	0.0	59	11.8	1	1.7		*	Quasi-complete separation of data points detected.				*	WARNING: The relative Hessian convergence criterion of 10.540168601 is greater than the limit of 0.0001. The convergence is questionable.			0.00		Algorithm converged.	0.00	NE	0.9999		>999.99		Algorithm converged.	0.00	NE
Gastrointestinal disorders	Gastrointestinal toxicity	Western Europe/United States/Canada/Australia	298	60.2	0	0.0	300	60.2	0	0.0	NE			NE	NE	NE		NE	NE	NE	NE		NE	NE	NE	NE	NE	NE		NE	NE	NE
Gastrointestinal disorders	Gastrointestinal toxicity	Asia	140	28.3	0	0.0	139	27.9	0	0.0	NE			NE	NE	NE		NE	NE	NE	NE		NE	NE	NE	NE		NE		NE	NE	NE
Gastrointestinal disorders	Gastrointestinal toxicity	Rest of World	57	11.5	0	0.0	59	11.8	1	1.7		*	Quasi-complete separation of data points detected.				*	WARNING: The relative Hessian convergence criterion of 10.540168611 is greater than the limit of 0.0001. The convergence is questionable.			0.00		Algorithm converged.	0.00	NE	0.9999		>999.99		Algorithm converged.	0.00	NE
Gastrointestinal disorders	Gastrooesophageal reflux disease	Western Europe/United States/Canada/Australia	298	60.2	14	4.7	300	60.2	16	5.3	0.88		Convergence criterion (GCONV=1E-8) satisfied.	0.42	1.83	-0.006		Algorithm converged.	-0.041	0.029	0.88		Algorithm converged.	0.44	1.77	0.7221	0.9936	1.14		Algorithm converged.	0.56	2.28
Gastrointestinal disorders	Gastrooesophageal reflux disease	Asia	140	28.3	2	1.4	139	27.9	2	1.4	0.99		Convergence criterion (GCONV=1E-8) satisfied.	0.14	7.15	0.000		Algorithm converged.	-0.028	0.028	0.99		Algorithm converged.	0.14	6.95	0.9942		1.01		Algorithm converged.	0.14	7.05
Gastrointestinal disorders	Gastrooesophageal reflux disease	Rest of World	57	11.5	0	0.0	59	11.8	0	0.0	NE			NE	NE	NE		NE	NE	NE	NE		NE	NE	NE	NE		NE		NE	NE	NE
Gastrointestinal disorders	Gingival bleeding	Western Europe/United States/Canada/Australia	298	60.2	1	0.3	300	60.2	1	0.3	1.01		Convergence criterion (GCONV=1E-8) satisfied.	0.06	16.17	0.000		Algorithm converged.	-0.009	0.009	1.01		Algorithm converged.	0.06	16.02	0.9962	1.0000	0.99		Algorithm converged.	0.06	15.81
Gastrointestinal disorders	Gingival bleeding	Asia	140	28.3	0	0.0	139	27.9	0	0.0	NE			NE	NE	NE		NE	NE	NE	NE		NE	NE	NE	NE		NE		NE	NE	NE
Gastrointestinal disorders	Gingival bleeding	Rest of World	57	11.5	0	0.0	59	11.8	0	0.0	NE			NE	NE	NE		NE	NE	NE	NE		NE	NE	NE	NE		NE		NE	NE	NE
Gastrointestinal disorders	Gingival erythema	Western Europe/United States/Canada/Australia	298	60.2	0	0.0	300	60.2	1	0.3		*	Quasi-complete separation of data points detected.				*	ERROR: The mean parameter is either invalid or at a limit of its range for some observations.			0.00		Algorithm converged.	0.00	NE	0.9999	NE	>999.99		Algorithm converged.	0.00	NE
Gastrointestinal disorders	Gingival erythema	Asia	140	28.3	0	0.0	139	27.9	0	0.0	NE			NE	NE	NE		NE	NE	NE	NE		NE	NE	NE	NE		NE		NE	NE	NE
Gastrointestinal disorders	Gingival erythema	Rest of World	57	11.5	0	0.0	59	11.8	0	0.0	NE			NE	NE	NE		NE	NE	NE	NE		NE	NE	NE	NE		NE		NE	NE	NE
Gastrointestinal disorders	Gingival pain	Western Europe/United States/Canada/Australia	298	60.2	2	0.7	300	60.2	0	0.0		*	Quasi-complete separation of data points detected.				*	WARNING: Negative of Hessian not positive definite.			NE		Algorithm converged.	NE	NE	NE	NE	NE		Algorithm converged.	NE	NE
Gastrointestinal disorders	Gingival pain	Asia	140	28.3	1	0.7	139	27.9	2	1.4	0.49		Convergence criterion (GCONV=1E-8) satisfied.	0.04	5.50	-0.007		Algorithm converged.	-0.031	0.017	0.50		Algorithm converged.	0.05	5.41	0.5656		2.01		Algorithm converged.	0.18	21.96
Gastrointestinal disorders	Gingival pain	Rest of World	57	11.5	0	0.0	59	11.8	0	0.0	NE			NE	NE	NE		NE	NE	NE	NE		NE	NE	NE	NE		NE		NE	NE	NE
Gastrointestinal disorders	Gingival swelling	Western Europe/United States/Canada/Australia	298	60.2	0	0.0	300	60.2	0	0.0	NE			NE	NE	NE		NE	NE	NE	NE		NE	NE	NE	NE	NE	NE		NE	NE	NE
Gastrointestinal disorders	Gingival swelling	Asia	140	28.3	0	0.0	139	27.9	2	1.4		*	Quasi-complete separation of data points detected.				*	WARNING: The relative Hessian convergence criterion of 12.308584972 is greater than the limit of 0.0001. The convergence is questionable.			0.00		Algorithm converged.	0.00	NE	0.9999		>999.99		Algorithm converged.	0.00	NE
Gastrointestinal disorders	Gingival swelling	Rest of World	57	11.5	0	0.0	59	11.8	0	0.0	NE			NE	NE	NE		NE	NE	NE	NE		NE	NE	NE	NE		NE		NE	NE	NE
Gastrointestinal disorders	Glossodynia	Western Europe/United States/Canada/Australia	298	60.2	1	0.3	300	60.2	0	0.0		*	Quasi-complete separation of data points detected.				*	WARNING: The relative Hessian convergence criterion of 44.806790292 is greater than the limit of 0.0001. The convergence is questionable.			NE		Algorithm converged.	NE	NE	NE	NE	NE		Algorithm converged.	NE	NE
Gastrointestinal disorders	Glossodynia	Asia	140	28.3	0	0.0	139	27.9	0	0.0	NE			NE	NE	NE		NE	NE	NE	NE		NE	NE	NE	NE		NE		NE	NE	NE
Gastrointestinal disorders	Glossodynia	Rest of World	57	11.5	0	0.0	59	11.8	0	0.0	NE			NE	NE	NE		NE	NE	NE	NE		NE	NE	NE	NE		NE		NE	NE	NE
Gastrointestinal disorders	Haematemesis	Western Europe/United States/Canada/Australia	298	60.2	1	0.3	300	60.2	0	0.0		*	Quasi-complete separation of data points detected.				*	WARNING: Negative of Hessian not positive definite.			NE		Algorithm converged.	NE	NE	NE	NE	NE		Algorithm converged.	NE	NE
Gastrointestinal disorders	Haematemesis	Asia	140	28.3	0	0.0	139	27.9	0	0.0	NE			NE	NE	NE		NE	NE	NE	NE		NE	NE	NE	NE		NE		NE	NE	NE
Gastrointestinal disorders	Haematemesis	Rest of World	57	11.5	0	0.0	59	11.8	0	0.0	NE			NE	NE	NE		NE	NE	NE	NE		NE	NE	NE	NE		NE		NE	NE	NE

Gastrointestinal disorders	Haematochezia	Western Europe/United States/Canada/Australia	298	60.2	3	1.0	300	60.2	4	1.3	0.75		Convergence criterion (GCONV=1E-8) satisfied.	0.17	3.39	-0.003		Algorithm converged.	-0.020	0.014	0.76		Algorithm converged.	0.17	3.34	0.7114	NE	1.32		Algorithm converged.	0.30	5.87
Gastrointestinal disorders	Haematochezia	Asia	140	28.3	0	0.0	139	27.9	1	0.7		*	Quasi-complete separation of data points detected.				*	WARNING: The relative Hessian convergence criterion of 19.480043432 is greater than the limit of 0.0001. The convergence is questionable.			0.00		Algorithm converged.	0.00	NE	0.9999		>999.99		Algorithm converged.	0.00	NE
Gastrointestinal disorders	Haematochezia	Rest of World	57	11.5	0	0.0	59	11.8	0	0.0	NE			NE	NE	NE		NE	NE	NE	NE		NE	NE	NE	NE		NE		NE	NE	NE
Gastrointestinal disorders	Haemorrhoidal haemorrhage	Western Europe/United States/Canada/Australia	298	60.2	2	0.7	300	60.2	2	0.7	1.01		Convergence criterion (GCONV=1E-8) satisfied.	0.14	7.19	0.000		Algorithm converged.	-0.013	0.013	1.01		Algorithm converged.	0.14	7.10	0.9946	0.5551	0.99		Algorithm converged.	0.14	7.01
Gastrointestinal disorders	Haemorrhoidal haemorrhage	Asia	140	28.3	1	0.7	139	27.9	0	0.0		*	Quasi-complete separation of data points detected.				*	WARNING: Negative of Hessian not positive definite.			NE		Algorithm converged.	NE	NE	NE		NE		Algorithm converged.	NE	NE
Gastrointestinal disorders	Haemorrhoidal haemorrhage	Rest of World	57	11.5	0	0.0	59	11.8	0	0.0	NE			NE	NE	NE		NE	NE	NE	NE		NE	NE	NE	NE		NE		NE	NE	NE
Gastrointestinal disorders	Haemorrhoids	Western Europe/United States/Canada/Australia	298	60.2	9	3.0	300	60.2	8	2.7	1.14		Convergence criterion (GCONV=1E-8) satisfied.	0.43	2.99	0.004		Algorithm converged.	-0.023	0.030	1.13		Algorithm converged.	0.44	2.90	0.7950	0.2228	0.88		Algorithm converged.	0.35	2.26
Gastrointestinal disorders	Haemorrhoids	Asia	140	28.3	3	2.1	139	27.9	2	1.4	1.50		Convergence criterion (GCONV=1E-8) satisfied.	0.25	9.12	0.007		Algorithm converged.	-0.024	0.038	1.49		Algorithm converged.	0.25	8.78	0.6599		0.67		Algorithm converged.	0.11	3.96
Gastrointestinal disorders	Haemorrhoids	Rest of World	57	11.5	0	0.0	59	11.8	2	3.4		*	Quasi-complete separation of data points detected.				*	WARNING: The relative Hessian convergence criterion of 6.3921098672 is greater than the limit of 0.0001. The convergence is questionable.			0.00		Algorithm converged.	0.00	NE	0.9999		>999.99		Algorithm converged.	0.00	NE
Gastrointestinal disorders	Haemorrhoids thrombosed	Western Europe/United States/Canada/Australia	298	60.2	0	0.0	300	60.2	1	0.3		*	Quasi-complete separation of data points detected.				*	ERROR: The mean parameter is either invalid or at a limit of its range for some observations.			0.00		Algorithm converged.	0.00	NE	0.9999	NE	>999.99		Algorithm converged.	0.00	NE
Gastrointestinal disorders	Haemorrhoids thrombosed	Asia	140	28.3	0	0.0	139	27.9	0	0.0	NE			NE	NE	NE		NE	NE	NE	NE		NE	NE	NE	NE		NE		NE	NE	NE
Gastrointestinal disorders	Haemorrhoids thrombosed	Rest of World	57	11.5	0	0.0	59	11.8	0	0.0	NE			NE	NE	NE		NE	NE	NE	NE		NE	NE	NE	NE		NE		NE	NE	NE
Gastrointestinal disorders	Hiatus hernia	Western Europe/United States/Canada/Australia	298	60.2	0	0.0	300	60.2	1	0.3		*	Quasi-complete separation of data points detected.				*	ERROR: The mean parameter is either invalid or at a limit of its range for some observations.			0.00		Algorithm converged.	0.00	NE	0.9999	NE	>999.99		Algorithm converged.	0.00	NE
Gastrointestinal disorders	Hiatus hernia	Asia	140	28.3	0	0.0	139	27.9	0	0.0	NE			NE	NE	NE		NE	NE	NE	NE		NE	NE	NE	NE		NE		NE	NE	NE
Gastrointestinal disorders	Hiatus hernia	Rest of World	57	11.5	0	0.0	59	11.8	0	0.0	NE			NE	NE	NE		NE	NE	NE	NE		NE	NE	NE	NE		NE		NE	NE	NE
Gastrointestinal disorders	Hyperaesthesia teeth	Western Europe/United States/Canada/Australia	298	60.2	0	0.0	300	60.2	1	0.3		*	Quasi-complete separation of data points detected.				*	ERROR: The mean parameter is either invalid or at a limit of its range for some observations.			0.00		Algorithm converged.	0.00	NE	0.9999	NE	>999.99		Algorithm converged.	0.00	NE
Gastrointestinal disorders	Hyperaesthesia teeth	Asia	140	28.3	0	0.0	139	27.9	0	0.0	NE			NE	NE	NE		NE	NE	NE	NE		NE	NE	NE	NE		NE		NE	NE	NE
Gastrointestinal disorders	Hyperaesthesia teeth	Rest of World	57	11.5	0	0.0	59	11.8	0	0.0	NE			NE	NE	NE		NE	NE	NE	NE		NE	NE	NE	NE		NE		NE	NE	NE
Gastrointestinal disorders	Hyperchlorhydria	Western Europe/United States/Canada/Australia	298	60.2	0	0.0	300	60.2	0	0.0	NE			NE	NE	NE		NE	NE	NE	NE		NE	NE	NE	NE	NE	NE		NE	NE	NE
Gastrointestinal disorders	Hyperchlorhydria	Asia	140	28.3	0	0.0	139	27.9	1	0.7		*	Quasi-complete separation of data points detected.				*	WARNING: The relative Hessian convergence criterion of 19.480043432 is greater than the limit of 0.0001. The convergence is questionable.			0.00		Algorithm converged.	0.00	NE	0.9999		>999.99		Algorithm converged.	0.00	NE
Gastrointestinal disorders	Hyperchlorhydria	Rest of World	57	11.5	0	0.0	59	11.8	0	0.0	NE			NE	NE	NE		NE	NE	NE	NE		NE	NE	NE	NE		NE		NE	NE	NE
Gastrointestinal disorders	Hypoaesthesia oral	Western Europe/United States/Canada/Australia	298	60.2	0	0.0	300	60.2	0	0.0	NE			NE	NE	NE		NE	NE	NE	NE		NE	NE	NE	NE	NE	NE		NE	NE	NE
Gastrointestinal disorders	Hypoaesthesia oral	Asia	140	28.3	0	0.0	139	27.9	1	0.7		*	Quasi-complete separation of data points detected.				*	WARNING: The relative Hessian convergence criterion of 19.480043432 is greater than the limit of 0.0001. The convergence is questionable.			0.00		Algorithm converged.	0.00	NE	0.9999		>999.99		Algorithm converged.	0.00	NE
Gastrointestinal disorders	Hypoaesthesia oral	Rest of World	57	11.5	0	0.0	59	11.8	0	0.0	NE			NE	NE	NE		NE	NE	NE	NE		NE	NE	NE	NE		NE		NE	NE	NE
Gastrointestinal disorders	Ileus	Western Europe/United States/Canada/Australia	298	60.2	2	0.7	300	60.2	1	0.3	2.02		Convergence criterion (GCONV=1E-8) satisfied.	0.18	22.40	0.003		Algorithm converged.	-0.008	0.015	2.01		Algorithm converged.	0.18	22.09	0.5669	NE	0.50		Algorithm converged.	0.05	5.45
Gastrointestinal disorders	Ileus	Asia	140	28.3	0	0.0	139	27.9	0	0.0	NE			NE	NE	NE		NE	NE	NE	NE		NE	NE	NE	NE		NE		NE	NE	NE
Gastrointestinal disorders	Ileus	Rest of World	57	11.5	0	0.0	59	11.8	2	3.4		*	Quasi-complete separation of data points detected.				*	WARNING: The relative Hessian convergence criterion of 6.3921098672 is greater than the limit of 0.0001. The convergence is questionable.			0.00		Algorithm converged.	0.00	NE	0.9999		>999.99		Algorithm converged.	0.00	NE
Gastrointestinal disorders	Impaired gastric emptying	Western Europe/United States/Canada/Australia	298	60.2	0	0.0	300	60.2	0	0.0	NE			NE	NE	NE		NE	NE	NE	NE		NE	NE	NE	NE	NE	NE		NE	NE	NE
Gastrointestinal disorders	Impaired gastric emptying	Asia	140	28.3	0	0.0	139	27.9	0	0.0	NE			NE	NE	NE		NE	NE	NE	NE		NE	NE	NE	NE		NE		NE	NE	NE
Gastrointestinal disorders	Impaired gastric emptying	Rest of World	57	11.5	0	0.0	59	11.8	1	1.7		*	Quasi-complete separation of data points detected.				*	WARNING: The relative Hessian convergence criterion of 10.540168601 is greater than the limit of 0.0001. The convergence is questionable.			0.00		Algorithm converged.	0.00	NE	0.9999		>999.99		Algorithm converged.	0.00	NE
Gastrointestinal disorders	Inguinal hernia	Western Europe/United States/Canada/Australia	298	60.2	0	0.0	300	60.2	1	0.3		*	Quasi-complete separation of data points detected.				*	ERROR: The mean parameter is either invalid or at a limit of its range for some observations.			0.00		Algorithm converged.	0.00	NE	0.9999	NE	>999.99		Algorithm converged.	0.00	NE
Gastrointestinal disorders	Inguinal hernia	Asia	140	28.3	0	0.0	139	27.9	0	0.0	NE			NE	NE	NE		NE	NE	NE	NE		NE	NE	NE	NE		NE		NE	NE	NE
Gastrointestinal disorders	Inguinal hernia	Rest of World	57	11.5	0	0.0	59	11.8	0	0.0	NE			NE	NE	NE		NE	NE	NE	NE		NE	NE	NE	NE		NE		NE	NE	NE
Gastrointestinal disorders	Intestinal obstruction	Western Europe/United States/Canada/Australia	298	60.2	1	0.3	300	60.2	1	0.3	1.01		Convergence criterion (GCONV=1E-8) satisfied.	0.06	16.17	0.000		Algorithm converged.	-0.009	0.009	1.01		Algorithm converged.	0.06	16.02	0.9962	1.0000	0.99		Algorithm converged.	0.06	15.81
Gastrointestinal disorders	Intestinal obstruction	Asia	140	28.3	0	0.0	139	27.9	0	0.0	NE			NE	NE	NE		NE	NE	NE	NE		NE	NE	NE	NE		NE		NE	NE	NE
Gastrointestinal disorders	Intestinal obstruction	Rest of World	57	11.5	0	0.0	59	11.8	0	0.0	NE			NE	NE	NE		NE	NE	NE	NE		NE	NE	NE	NE		NE		NE	NE	NE
Gastrointestinal disorders	Intestinal perforation	Western Europe/United States/Canada/Australia	298	60.2	3	1.0	300	60.2	1	0.3	3.04		Convergence criterion (GCONV=1E-8) satisfied.	0.31	29.39	0.007		Algorithm converged.	-0.006	0.020	3.02		Algorithm converged.	0.32	28.87	0.3372	NE	0.33		Algorithm converged.	0.03	3.17
Gastrointestinal disorders	Intestinal perforation	Asia	140	28.3	0	0.0	139	27.9	0	0.0	NE			NE	NE	NE		NE	NE	NE	NE		NE	NE	NE	NE		NE		NE	NE	NE
Gastrointestinal disorders	Intestinal perforation	Rest of World	57	11.5	0	0.0	59	11.8	0	0.0	NE			NE	NE	NE		NE	NE	NE	NE		NE	NE	NE	NE		NE		NE	NE	NE
Gastrointestinal disorders	Intra-abdominal haemorrhage	Western Europe/United States/Canada/Australia	298	60.2	0	0.0	300	60.2	0	0.0	NE			NE	NE	NE		NE	NE	NE	NE		NE	NE	NE	NE	NE	NE		NE	NE	NE
Gastrointestinal disorders	Intra-abdominal haemorrhage	Asia	140	28.3	0	0.0	139	27.9	1	0.7		*	Quasi-complete separation of data points detected.				*	WARNING: The relative Hessian convergence criterion of 19.480043432 is greater than the limit of 0.0001. The convergence is questionable.			0.00		Algorithm converged.	0.00	NE	0.9999		>999.99		Algorithm converged.	0.00	NE
Gastrointestinal disorders	Intra-abdominal haemorrhage	Rest of World	57	11.5	0	0.0	59	11.8	0	0.0	NE			NE	NE	NE		NE	NE	NE	NE		NE	NE	NE	NE		NE		NE	NE	NE
Gastrointestinal disorders	Large intestinal haemorrhage	Western Europe/United States/Canada/Australia	298	60.2	1	0.3	300	60.2	0	0.0		*	Quasi-complete separation of data points detected.				*	WARNING: The relative Hessian convergence criterion of 44.806790292 is greater than the limit of 0.0001. The convergence is questionable.			NE		Algorithm converged.	NE	NE	NE	NE	NE		Algorithm converged.	NE	NE
Gastrointestinal disorders	Large intestinal haemorrhage	Asia	140	28.3	0	0.0	139	27.9	0	0.0	NE			NE	NE	NE		NE	NE	NE	NE		NE	NE	NE	NE		NE		NE	NE	NE
Gastrointestinal disorders	Large intestinal haemorrhage	Rest of World	57	11.5	0	0.0	59	11.8	0	0.0	NE			NE	NE	NE		NE	NE	NE	NE		NE	NE	NE	NE		NE		NE	NE	NE
Gastrointestinal disorders	Large intestine polyp	Western Europe/United States/Canada/Australia	298	60.2	0	0.0	300	60.2	2	0.7		*	Quasi-complete separation of data points detected.				*	ERROR: The mean parameter is either invalid or at a limit of its range for some observations.			0.00		Algorithm converged.	0.00	NE	0.9999	NE	>999.99		Algorithm converged.	0.00	NE
Gastrointestinal disorders	Large intestine polyp	Asia	140	28.3	0	0.0	139	27.9	0	0.0	NE			NE	NE	NE		NE	NE	NE	NE		NE	NE	NE	NE		NE		NE	NE	NE
Gastrointestinal disorders	Large intestine polyp	Rest of World	57	11.5	0	0.0	59	11.8	0	0.0	NE			NE	NE	NE		NE	NE	NE	NE		NE	NE	NE	NE		NE		NE	NE	NE
Gastrointestinal disorders	Leukoplakia oral	Western Europe/United States/Canada/Australia	298	60.2	0	0.0	300	60.2	0	0.0	NE			NE	NE	NE		NE	NE	NE	NE		NE	NE	NE	NE	NE	NE		NE	NE	NE
Gastrointestinal disorders	Leukoplakia oral	Asia	140	28.3	0	0.0	139	27.9	1	0.7		*	Quasi-complete separation of data points detected.				*	WARNING: The relative Hessian convergence criterion of 19.480043432 is greater than the limit of 0.0001. The convergence is questionable.			0.00		Algorithm converged.	0.00	NE	0.9999		>999.99		Algorithm converged.	0.00	NE
Gastrointestinal disorders	Leukoplakia oral	Rest of World	57	11.5	0	0.0	59	11.8	0	0.0	NE			NE	NE	NE		NE	NE	NE	NE		NE	NE	NE	NE		NE		NE	NE	NE
Gastrointestinal disorders	Lip pain	Western Europe/United States/Canada/Australia	298	60.2	2	0.7	300	60.2	0	0.0		*	Quasi-complete separation of data points detected.				*	WARNING: Negative of Hessian not positive definite.			NE		Algorithm converged.	NE	NE	NE	NE	NE		Algorithm converged.	NE	NE
Gastrointestinal disorders	Lip pain	Asia	140	28.3	0	0.0	139	27.9	0	0.0	NE			NE	NE	NE		NE	NE	NE	NE		NE	NE	NE	NE		NE		NE	NE	NE
Gastrointestinal disorders	Lip pain	Rest of World	57	11.5	0	0.0	59	11.8	0	0.0	NE			NE	NE	NE		NE	NE	NE	NE		NE	NE	NE	NE		NE		NE	NE	NE
Gastrointestinal disorders	Lip scab	Western Europe/United States/Canada/Australia	298	60.2	0	0.0	300	60.2	1	0.3		*	Quasi-complete separation of data points detected.				*	ERROR: The mean parameter is either invalid or at a limit of its range for some observations.			0.00		Algorithm converged.	0.00	NE	0.9999	NE	>999.99		Algorithm converged.	0.00	NE
Gastrointestinal disorders	Lip scab	Asia	140	28.3	0	0.0	139	27.9	0	0.0	NE			NE	NE	NE		NE	NE	NE	NE		NE	NE	NE	NE		NE		NE	NE	NE
Gastrointestinal disorders	Lip scab	Rest of World	57	11.5	0	0.0	59	11.8	0	0.0	NE			NE	NE	NE		NE	NE	NE	NE		NE	NE	NE	NE		NE		NE	NE	NE
Gastrointestinal disorders	Lip ulceration	Western Europe/United States/Canada/Australia	298	60.2	1	0.3	300	60.2	0	0.0		*	Quasi-complete separation of data points detected.				*	WARNING: Negative of Hessian not positive definite.			NE		Algorithm converged.	NE	NE	NE	NE	NE		Algorithm converged.	NE	NE
Gastrointestinal disorders	Lip ulceration	Asia	140	28.3	0	0.0	139	27.9	1	0.7		*	Quasi-complete separation of data points detected.				*	WARNING: The relative Hessian convergence criterion of 19.480043432 is greater than the limit of 0.0001. The convergence is questionable.			0.00		Algorithm converged.	0.00	NE	0.9999		>999.99		Algorithm converged.	0.00	NE
Gastrointestinal disorders	Lip ulceration	Rest of World	57	11.5	0	0.0	59	11.8	0	0.0	NE			NE	NE	NE		NE	NE	NE	NE		NE	NE	NE	NE		NE		NE	NE	NE
Gastrointestinal disorders	Loose tooth	Western Europe/United States/Canada/Australia	298	60.2	1	0.3	300	60.2	0	0.0		*	Quasi-complete separation of data points detected.				*	WARNING: Negative of Hessian not positive definite.			NE		Algorithm converged.	NE	NE	NE	NE	NE		Algorithm converged.	NE	NE
Gastrointestinal disorders	Loose tooth	Asia	140	28.3	0	0.0	139	27.9	0	0.0	NE			NE	NE	NE		NE	NE	NE	NE		NE	NE	NE	NE		NE		NE	NE	NE
Gastrointestinal disorders	Loose tooth	Rest of World	57	11.5	0	0.0	59	11.8	0	0.0	NE			NE	NE	NE		NE	NE	NE	NE		NE	NE	NE	NE		NE		NE	NE	NE
Gastrointestinal disorders	Lower gastrointestinal haemorrhage	Western Europe/United States/Canada/Australia	298	60.2	0	0.0	300	60.2	0	0.0	NE			NE	NE	NE		NE	NE	NE	NE		NE	NE	NE	NE	NE	NE		NE	NE	NE
Gastrointestinal disorders	Lower gastrointestinal haemorrhage	Asia	140	28.3	3	2.1	139	27.9	1	0.7	3.02		Convergence criterion (GCONV=1E-8) satisfied.	0.31	29.40	0.014		Algorithm converged.	-0.014	0.042	2.98		Algorithm converged.	0.31	28.29	0.3419		0.34		Algorithm converged.	0.04	3.19
Gastrointestinal disorders	Lower gastrointestinal haemorrhage	Rest of World	57	11.5	0	0.0	59	11.8	0	0.0	NE			NE	NE	NE		NE	NE	NE	NE		NE	NE	NE	NE		NE		NE	NE	NE
Gastrointestinal disorders	Malpositioned teeth	Western Europe/United States/Canada/Australia	298	60.2	1	0.3	300	60.2	0	0.0		*	Quasi-complete separation of data points detected.				*	WARNING: Negative of Hessian not positive definite.			NE		Algorithm converged.	NE	NE	NE	NE	NE		Algorithm converged.	NE	NE
Gastrointestinal disorders	Malpositioned teeth	Asia	140	28.3	0	0.0	139	27.9	0	0.0	NE			NE	NE	NE		NE	NE	NE	NE		NE	NE	NE	NE		NE		NE	NE	NE
Gastrointestinal disorders	Malpositioned teeth	Rest of World	57	11.5	0	0.0	59	11.8	0	0.0	NE			NE	NE	NE		NE	NE	NE	NE		NE	NE	NE	NE		NE		NE	NE	NE
Gastrointestinal disorders	Melaena	Western Europe/United States/Canada/Australia	298	60.2	2	0.7	300	60.2	0	0.0		*	Quasi-complete separation of data points detected.				*	WARNING: Negative of Hessian not positive definite.			NE		Algorithm converged.	NE	NE	NE	NE	NE		Algorithm converged.	NE	NE
Gastrointestinal disorders	Melaena	Asia	140	28.3	0	0.0	139	27.9	1	0.7		*	Quasi-complete separation of data points detected.				*	WARNING: The relative Hessian convergence criterion of 19.480043296 is greater than the limit of 0.0001. The convergence is questionable.			0.00		Algorithm converged.	0.00	NE	0.9999		>999.99		Algorithm converged.	0.00	NE
Gastrointestinal disorders	Melaena	Rest of World	57	11.5	0	0.0	59	11.8	0	0.0	NE			NE	NE	NE		NE	NE	NE	NE		NE	NE	NE	NE		NE		NE	NE	NE
Gastrointestinal disorders	Mouth haemorrhage	Western Europe/United States/Canada/Australia	298	60.2	0	0.0	300	60.2	2	0.7		*	Quasi-complete separation of data points detected.				*	ERROR: The mean parameter is either invalid or at a limit of its range for some observations.			0.00		Algorithm converged.	0.00	NE	0.9999	NE	>999.99		Algorithm converged.	0.00	NE
Gastrointestinal disorders	Mouth haemorrhage	Asia	140	28.3	0	0.0	139	27.9	0	0.0	NE			NE	NE	NE		NE	NE	NE	NE		NE	NE	NE	NE		NE		NE	NE	NE
Gastrointestinal disorders	Mouth haemorrhage	Rest of World	57	11.5	0	0.0	59	11.8	0	0.0	NE			NE	NE	NE		NE	NE	NE	NE		NE	NE	NE	NE		NE		NE	NE	NE
Gastrointestinal disorders	Mouth swelling	Western Europe/United States/Canada/Australia	298	60.2	0	0.0	300	60.2	1	0.3		*	Quasi-complete separation of data points detected.				*	ERROR: The mean parameter is either invalid or at a limit of its range for some observations.			0.00		Algorithm converged.	0.00	NE	0.9999	NE	>999.99		Algorithm converged.	0.00	NE
Gastrointestinal disorders	Mouth swelling	Asia	140	28.3	0	0.0	139	27.9	0	0.0	NE			NE	NE	NE		NE	NE	NE	NE		NE	NE	NE	NE		NE		NE	NE	NE
Gastrointestinal disorders	Mouth swelling	Rest of World	57	11.5	0	0.0	59	11.8	0	0.0	NE			NE	NE	NE		NE	NE	NE	NE		NE	NE	NE	NE		NE		NE	NE	NE
Gastrointestinal disorders	Mouth ulceration	Western Europe/United States/Canada/Australia	298	60.2	3	1.0	300	60.2	6	2.0	0.50		Convergence criterion (GCONV=1E-8) satisfied.	0.12	2.01	-0.010		Algorithm converged.	-0.029	0.010	0.50		Algorithm converged.	0.13	1.99	0.3284	0.8065	1.99		Algorithm converged.	0.50	7.87
Gastrointestinal disorders	Mouth ulceration	Asia	140	28.3	6	4.3	139	27.9	7	5.0	0.84		Convergence criterion (GCONV=1E-8) satisfied.	0.28	2.58	-0.008		Algorithm converged.	-0.057	0.042	0.85		Algorithm converged.	0.29	2.47	0.7665		1.18		Algorithm converged.	0.41	3.41
Gastrointestinal disorders	Mouth ulceration	Rest of World	57	11.5	1	1.8	59	11.8	1	1.7	1.04		Convergence criterion (GCONV=1E-8) satisfied.	0.06	16.96	0.001		Algorithm converged.	-0.047	0.048	1.04		Algorithm converged.	0.07	16.16	0.9804		0.97		Algorithm converged.	0.06	15.08
Gastrointestinal disorders	Nausea	Western Europe/United States/Canada/Australia	298	60.2	128	43.0	300	60.2	124	41.3	1.07		Convergence criterion (GCONV=1E-8) satisfied.	0.77	1.48	0.016		Algorithm converged.	-0.063	0.095	1.04		Algorithm converged.	0.86	1.25	0.6884	0.6747	0.96		Algorithm converged.	0.80	1.16
Gastrointestinal disorders	Nausea	Asia	140	28.3	44	31.4	139	27.9	39	28.1	1.18		Convergence criterion (GCONV=1E-8) satisfied.	0.70	1.96	0.034		Algorithm converged.	-0.073	0.141	1.12		Algorithm converged.	0.78	1.61	0.5385		0.89		Algorithm converged.	0.62	1.28
Gastrointestinal disorders	Nausea	Rest of World	57	11.5	15	26.3	59	11.8	11	18.6	1.56		Convergence criterion (GCONV=1E-8) satisfied.	0.65	3.76	0.077		Algorithm converged.	-0.075	0.228	1.41		Algorithm converged.	0.71	2.81	0.3259		0.71		Algorithm converged.	0.36	1.41
Gastrointestinal disorders	Necrotising colitis	Western Europe/United States/Canada/Australia	298	60.2	1	0.3	300	60.2	0	0.0		*	Quasi-complete separation of data points detected.				*	WARNING: Negative of Hessian not positive definite.			NE		Algorithm converged.	NE	NE	NE	NE	NE		Algorithm converged.	NE	NE
Gastrointestinal disorders	Necrotising colitis	Asia	140	28.3	0	0.0	139	27.9	0	0.0	NE			NE	NE	NE		NE	NE	NE	NE		NE	NE	NE	NE		NE		NE	NE	NE
Gastrointestinal disorders	Necrotising colitis	Rest of World	57	11.5	0	0.0	59	11.8	0	0.0	NE			NE	NE	NE		NE	NE	NE	NE		NE	NE	NE	NE		NE		NE	NE	NE
Gastrointestinal disorders	Neutropenic colitis	Western Europe/United States/Canada/Australia	298	60.2	1	0.3	300	60.2	0	0.0		*	Quasi-complete separation of data points detected.				*	WARNING: The relative Hessian convergence criterion of 44.806790292 is greater than the limit of 0.0001. The convergence is questionable.			NE		Algorithm converged.	NE	NE	NE	NE	NE		Algorithm converged.	NE	NE
Gastrointestinal disorders	Neutropenic colitis	Asia	140	28.3	0	0.0	139	27.9	0	0.0	NE			NE	NE	NE		NE	NE	NE	NE		NE	NE	NE	NE		NE		NE	NE	NE
Gastrointestinal disorders	Neutropenic colitis	Rest of World	57	11.5	0	0.0	59	11.8	0	0.0	NE			NE	NE	NE		NE	NE	NE	NE		NE	NE	NE	NE		NE		NE	NE	NE
Gastrointestinal disorders	Noninfective gingivitis	Western Europe/United States/Canada/Australia	298	60.2	0	0.0	300	60.2	1	0.3		*	Quasi-complete separation of data points detected.				*	ERROR: The mean parameter is either invalid or at a limit of its range for some observations.			0.00		Algorithm converged.	0.00	NE	0.9999	NE	>999.99		Algorithm converged.	0.00	NE
Gastrointestinal disorders	Noninfective gingivitis	Asia	140	28.3	0	0.0	139	27.9	0	0.0	NE			NE	NE	NE		NE	NE	NE	NE		NE	NE	NE	NE		NE		NE	NE	NE
Gastrointestinal disorders	Noninfective gingivitis	Rest of World	57	11.5	0	0.0	59	11.8	0	0.0	NE			NE	NE	NE		NE	NE	NE	NE		NE	NE	NE	NE		NE		NE	NE	NE
Gastrointestinal disorders	Obstruction gastric	Western Europe/United States/Canada/Australia	298	60.2	0	0.0	300	60.2	0	0.0	NE			NE	NE	NE		NE	NE	NE	NE		NE	NE	NE	NE	NE	NE		NE	NE	NE
Gastrointestinal disorders	Obstruction gastric	Asia	140	28.3	0	0.0	139	27.9	0	0.0	NE			NE	NE	NE		NE	NE	NE	NE		NE	NE	NE	NE		NE		NE	NE	NE
Gastrointestinal disorders	Obstruction gastric	Rest of World	57	11.5	0	0.0	59	11.8	1	1.7		*	Quasi-complete separation of data points detected.				*	WARNING: The relative Hessian convergence criterion of 10.540168601 is greater than the limit of 0.0001. The convergence is questionable.			0.00		Algorithm converged.	0.00	NE	0.9999		>999.99		Algorithm converged.	0.00	NE
Gastrointestinal disorders	Odynophagia	Western Europe/United States/Canada/Australia	298	60.2	3	1.0	300	60.2	1	0.3	3.04		Convergence criterion (GCONV=1E-8) satisfied.	0.31	29.39	0.007		Algorithm converged.	-0.006	0.020	3.02		Algorithm converged.	0.32	28.87	0.3372	NE	0.33		Algorithm converged.	0.03	3.17
Gastrointestinal disorders	Odynophagia	Asia	140	28.3	0	0.0	139	27.9	0	0.0	NE			NE	NE	NE		NE	NE	NE	NE		NE	NE	NE	NE		NE		NE	NE	NE
Gastrointestinal disorders	Odynophagia	Rest of World	57	11.5	0	0.0	59	11.8	0	0.0	NE			NE	NE	NE		NE	NE	NE	NE		NE	NE	NE	NE		NE		NE	NE	NE
Gastrointestinal disorders	Oedema mouth	Western Europe/United States/Canada/Australia	298	60.2	0	0.0	300	60.2	1	0.3		*	Quasi-complete separation of data points detected.				*	ERROR: The mean parameter is either invalid or at a limit of its range for some observations.			0.00		Algorithm converged.	0.00	NE	0.9999	NE	>999.99		Algorithm converged.	0.00	NE
Gastrointestinal disorders	Oedema mouth	Asia	140	28.3	0	0.0	139	27.9	0	0.0	NE			NE	NE	NE		NE	NE	NE	NE		NE	NE	NE	NE		NE		NE	NE	NE
Gastrointestinal disorders	Oedema mouth	Rest of World	57	11.5	0	0.0	59	11.8	0	0.0	NE			NE	NE	NE		NE	NE	NE	NE		NE	NE	NE	NE		NE		NE	NE	NE
Gastrointestinal disorders	Oesophageal achalasia	Western Europe/United States/Canada/Australia	298	60.2	1	0.3	300	60.2	0	0.0		*	Quasi-complete separation of data points detected.				*	WARNING: The relative Hessian convergence criterion of 44.806790292 is greater than the limit of 0.0001. The convergence is questionable.			NE		Algorithm converged.	NE	NE	NE	NE	NE		Algorithm converged.	NE	NE
Gastrointestinal disorders	Oesophageal achalasia	Asia	140	28.3	0	0.0	139	27.9	0	0.0	NE			NE	NE	NE		NE	NE	NE	NE		NE	NE	NE	NE		NE		NE	NE	NE
Gastrointestinal disorders	Oesophageal achalasia	Rest of World	57	11.5	0	0.0	59	11.8	0	0.0	NE			NE	NE	NE		NE	NE	NE	NE		NE	NE	NE	NE		NE		NE	NE	NE
Gastrointestinal disorders	Oesophageal discomfort	Western Europe/United States/Canada/Australia	298	60.2	0	0.0	300	60.2	1	0.3		*	Quasi-complete separation of data points detected.				*	ERROR: The mean parameter is either invalid or at a limit of its range for some observations.			0.00		Algorithm converged.	0.00	NE	0.9999	NE	>999.99		Algorithm converged.	0.00	NE
Gastrointestinal disorders	Oesophageal discomfort	Asia	140	28.3	0	0.0	139	27.9	0	0.0	NE			NE	NE	NE		NE	NE	NE	NE		NE	NE	NE	NE		NE		NE	NE	NE
Gastrointestinal disorders	Oesophageal discomfort	Rest of World	57	11.5	0	0.0	59	11.8	0	0.0	NE			NE	NE	NE		NE	NE	NE	NE		NE	NE	NE	NE		NE		NE	NE	NE
Gastrointestinal disorders	Oesophageal pain	Western Europe/United States/Canada/Australia	298	60.2	1	0.3	300	60.2	1	0.3	1.01		Convergence criterion (GCONV=1E-8) satisfied.	0.06	16.17	0.000		Algorithm converged.	-0.009	0.009	1.01		Algorithm converged.	0.06	16.02	0.9962	1.0000	0.99		Algorithm converged.	0.06	15.81
Gastrointestinal disorders	Oesophageal pain	Asia	140	28.3	0	0.0	139	27.9	0	0.0	NE			NE	NE	NE		NE	NE	NE	NE		NE	NE	NE	NE		NE		NE	NE	NE
Gastrointestinal disorders	Oesophageal pain	Rest of World	57	11.5	0	0.0	59	11.8	0	0.0	NE			NE	NE	NE		NE	NE	NE	NE		NE	NE	NE	NE		NE		NE	NE	NE
Gastrointestinal disorders	Oesophageal stenosis	Western Europe/United States/Canada/Australia	298	60.2	0	0.0	300	60.2	0	0.0	NE			NE	NE	NE		NE	NE	NE	NE		NE	NE	NE	NE	NE	NE		NE	NE	NE
Gastrointestinal disorders	Oesophageal stenosis	Asia	140	28.3	0	0.0	139	27.9	0	0.0	NE			NE	NE	NE		NE	NE	NE	NE		NE	NE	NE	NE		NE		NE	NE	NE
Gastrointestinal disorders	Oesophageal stenosis	Rest of World	57	11.5	1	1.8	59	11.8	0	0.0		*	Quasi-complete separation of data points detected.				*	ERROR: Error in computing the link function, its derivatives, or the variance function.			NE		Algorithm converged.	NE	NE	NE		NE		Algorithm converged.	NE	NE
Gastrointestinal disorders	Oesophagitis	Western Europe/United States/Canada/Australia	298	60.2	2	0.7	300	60.2	1	0.3	2.02		Convergence criterion (GCONV=1E-8) satisfied.	0.18	22.40	0.003		Algorithm converged.	-0.008	0.015	2.01		Algorithm converged.	0.18	22.09	0.5669	NE	0.50		Algorithm converged.	0.05	5.45
Gastrointestinal disorders	Oesophagitis	Asia	140	28.3	0	0.0	139	27.9	0	0.0	NE			NE	NE	NE		NE	NE	NE	NE		NE	NE	NE	NE		NE		NE	NE	NE
Gastrointestinal disorders	Oesophagitis	Rest of World	57	11.5	0	0.0	59	11.8	0	0.0	NE			NE	NE	NE		NE	NE	NE	NE		NE	NE	NE	NE		NE		NE	NE	NE
Gastrointestinal disorders	Oral discomfort	Western Europe/United States/Canada/Australia	298	60.2	1	0.3	300	60.2	0	0.0		*	Quasi-complete separation of data points detected.				*	WARNING: The relative Hessian convergence criterion of 44.806790292 is greater than the limit of 0.0001. The convergence is questionable.			NE		Algorithm converged.	NE	NE	NE	NE	NE		Algorithm converged.	NE	NE
Gastrointestinal disorders	Oral discomfort	Asia	140	28.3	0	0.0	139	27.9	0	0.0	NE			NE	NE	NE		NE	NE	NE	NE		NE	NE	NE	NE		NE		NE	NE	NE
Gastrointestinal disorders	Oral discomfort	Rest of World	57	11.5	0	0.0	59	11.8	0	0.0	NE			NE	NE	NE		NE	NE	NE	NE		NE	NE	NE	NE		NE		NE	NE	NE
Gastrointestinal disorders	Oral dysaesthesia	Western Europe/United States/Canada/Australia	298	60.2	1	0.3	300	60.2	1	0.3	1.01		Convergence criterion (GCONV=1E-8) satisfied.	0.06	16.17	0.000		Algorithm converged.	-0.009	0.009	1.01		Algorithm converged.	0.06	16.02	0.9962	1.0000	0.99		Algorithm converged.	0.06	15.81
Gastrointestinal disorders	Oral dysaesthesia	Asia	140	28.3	0	0.0	139	27.9	0	0.0	NE			NE	NE	NE		NE	NE	NE	NE		NE	NE	NE	NE		NE		NE	NE	NE
Gastrointestinal disorders	Oral dysaesthesia	Rest of World	57	11.5	0	0.0	59	11.8	0	0.0	NE			NE	NE	NE		NE	NE	NE	NE		NE	NE	NE	NE		NE		NE	NE	NE
Gastrointestinal disorders	Oral pain	Western Europe/United States/Canada/Australia	298	60.2	5	1.7	300	60.2	3	1.0	1.69		Convergence criterion (GCONV=1E-8) satisfied.	0.40	7.13	0.007		Algorithm converged.	-0.012	0.025	1.68		Algorithm converged.	0.40	6.96	0.4758	0.1494	0.60		Algorithm converged.	0.14	2.47
Gastrointestinal disorders	Oral pain	Asia	140	28.3	2	1.4	139	27.9	0	0.0		*	Quasi-complete separation of data points detected.				*	ERROR: The mean parameter is either invalid or at a limit of its range for some observations.			NE		Algorithm converged.	NE	NE	NE		NE		Algorithm converged.	NE	NE
Gastrointestinal disorders	Oral pain	Rest of World	57	11.5	0	0.0	59	11.8	1	1.7		*	Quasi-complete separation of data points detected.				*	WARNING: The relative Hessian convergence criterion of 10.540168611 is greater than the limit of 0.0001. The convergence is questionable.			0.00		Algorithm converged.	0.00	NE	0.9999		>999.99		Algorithm converged.	0.00	NE
Gastrointestinal disorders	Oral pruritus	Western Europe/United States/Canada/Australia	298	60.2	1	0.3	300	60.2	1	0.3	1.01		Convergence criterion (GCONV=1E-8) satisfied.	0.06	16.17	0.000		Algorithm converged.	-0.009	0.009	1.01		Algorithm converged.	0.06	16.02	0.9962	1.0000	0.99		Algorithm converged.	0.06	15.81
Gastrointestinal disorders	Oral pruritus	Asia	140	28.3	0	0.0	139	27.9	0	0.0	NE			NE	NE	NE		NE	NE	NE	NE		NE	NE	NE	NE		NE		NE	NE	NE
Gastrointestinal disorders	Oral pruritus	Rest of World	57	11.5	0	0.0	59	11.8	0	0.0	NE			NE	NE	NE		NE	NE	NE	NE		NE	NE	NE	NE		NE		NE	NE	NE
Gastrointestinal disorders	Pancreatic disorder	Western Europe/United States/Canada/Australia	298	60.2	0	0.0	300	60.2	0	0.0	NE			NE	NE	NE		NE	NE	NE	NE		NE	NE	NE	NE	NE	NE		NE	NE	NE
Gastrointestinal disorders	Pancreatic disorder	Asia	140	28.3	0	0.0	139	27.9	0	0.0	NE			NE	NE	NE		NE	NE	NE	NE		NE	NE	NE	NE		NE		NE	NE	NE
Gastrointestinal disorders	Pancreatic disorder	Rest of World	57	11.5	0	0.0	59	11.8	2	3.4		*	Quasi-complete separation of data points detected.				*	WARNING: The relative Hessian convergence criterion of 6.3921098555 is greater than the limit of 0.0001. The convergence is questionable.			0.00		Algorithm converged.	0.00	NE	0.9999		>999.99		Algorithm converged.	0.00	NE
Gastrointestinal disorders	Pancreatic failure	Western Europe/United States/Canada/Australia	298	60.2	1	0.3	300	60.2	0	0.0		*	Quasi-complete separation of data points detected.				*	WARNING: Negative of Hessian not positive definite.			NE		Algorithm converged.	NE	NE	NE	NE	NE		Algorithm converged.	NE	NE
Gastrointestinal disorders	Pancreatic failure	Asia	140	28.3	0	0.0	139	27.9	0	0.0	NE			NE	NE	NE		NE	NE	NE	NE		NE	NE	NE	NE		NE		NE	NE	NE
Gastrointestinal disorders	Pancreatic failure	Rest of World	57	11.5	0	0.0	59	11.8	0	0.0	NE			NE	NE	NE		NE	NE	NE	NE		NE	NE	NE	NE		NE		NE	NE	NE
Gastrointestinal disorders	Pancreatitis	Western Europe/United States/Canada/Australia	298	60.2	0	0.0	300	60.2	0	0.0	NE			NE	NE	NE		NE	NE	NE	NE		NE	NE	NE	NE	NE	NE		NE	NE	NE
Gastrointestinal disorders	Pancreatitis	Asia	140	28.3	1	0.7	139	27.9	1	0.7	0.99		Convergence criterion (GCONV=1E-8) satisfied.	0.06	16.03	0.000		Algorithm converged.	-0.020	0.020	0.99		Algorithm converged.	0.06	15.72	0.9959		1.01		Algorithm converged.	0.06	15.94
Gastrointestinal disorders	Pancreatitis	Rest of World	57	11.5	0	0.0	59	11.8	0	0.0	NE			NE	NE	NE		NE	NE	NE	NE		NE	NE	NE	NE		NE		NE	NE	NE
Gastrointestinal disorders	Paraesthesia oral	Western Europe/United States/Canada/Australia	298	60.2	2	0.7	300	60.2	1	0.3	2.02		Convergence criterion (GCONV=1E-8) satisfied.	0.18	22.40	0.003		Algorithm converged.	-0.008	0.015	2.01		Algorithm converged.	0.18	22.09	0.5669	0.7060	0.50		Algorithm converged.	0.05	5.45
Gastrointestinal disorders	Paraesthesia oral	Asia	140	28.3	0	0.0	139	27.9	0	0.0	NE			NE	NE	NE		NE	NE	NE	NE		NE	NE	NE	NE		NE		NE	NE	NE
Gastrointestinal disorders	Paraesthesia oral	Rest of World	57	11.5	1	1.8	59	11.8	0	0.0		*	Quasi-complete separation of data points detected.				*	ERROR: Error in computing the link function, its derivatives, or the variance function.			NE		Algorithm converged.	NE	NE	NE		NE		Algorithm converged.	NE	NE
Gastrointestinal disorders	Periodontal disease	Western Europe/United States/Canada/Australia	298	60.2	1	0.3	300	60.2	0	0.0		*	Quasi-complete separation of data points detected.				*	WARNING: The relative Hessian convergence criterion of 44.806790292 is greater than the limit of 0.0001. The convergence is questionable.			NE		Algorithm converged.	NE	NE	NE	NE	NE		Algorithm converged.	NE	NE
Gastrointestinal disorders	Periodontal disease	Asia	140	28.3	2	1.4	139	27.9	0	0.0		*	Quasi-complete separation of data points detected.				*	ERROR: The mean parameter is either invalid or at a limit of its range for some observations.			NE		Algorithm converged.	NE	NE	NE		NE		Algorithm converged.	NE	NE
Gastrointestinal disorders	Periodontal disease	Rest of World	57	11.5	0	0.0	59	11.8	0	0.0	NE			NE	NE	NE		NE	NE	NE	NE		NE	NE	NE	NE		NE		NE	NE	NE
Gastrointestinal disorders	Post-tussive vomiting	Western Europe/United States/Canada/Australia	298	60.2	1	0.3	300	60.2	0	0.0		*	Quasi-complete separation of data points detected.				*	WARNING: Negative of Hessian not positive definite.			NE		Algorithm converged.	NE	NE	NE	NE	NE		Algorithm converged.	NE	NE
Gastrointestinal disorders	Post-tussive vomiting	Asia	140	28.3	0	0.0	139	27.9	0	0.0	NE			NE	NE	NE		NE	NE	NE	NE		NE	NE	NE	NE		NE		NE	NE	NE
Gastrointestinal disorders	Post-tussive vomiting	Rest of World	57	11.5	0	0.0	59	11.8	0	0.0	NE			NE	NE	NE		NE	NE	NE	NE		NE	NE	NE	NE		NE		NE	NE	NE
Gastrointestinal disorders	Proctalgia	Western Europe/United States/Canada/Australia	298	60.2	3	1.0	300	60.2	3	1.0	1.01		Convergence criterion (GCONV=1E-8) satisfied.	0.20	5.03	0.000		Algorithm converged.	-0.016	0.016	1.01		Algorithm converged.	0.20	4.95	0.9934	0.2943	0.99		Algorithm converged.	0.20	4.88
Gastrointestinal disorders	Proctalgia	Asia	140	28.3	1	0.7	139	27.9	1	0.7	0.99		Convergence criterion (GCONV=1E-8) satisfied.	0.06	16.03	0.000		Algorithm converged.	-0.020	0.020	0.99		Algorithm converged.	0.06	15.72	0.9959		1.01		Algorithm converged.	0.06	15.94
Gastrointestinal disorders	Proctalgia	Rest of World	57	11.5	2	3.5	59	11.8	0	0.0		*	Quasi-complete separation of data points detected.				*	WARNING: The relative Hessian convergence criterion of 6.6720380635 is greater than the limit of 0.0001. The convergence is questionable.			NE		Algorithm converged.	NE	NE	NE		NE		Algorithm converged.	NE	NE
Gastrointestinal disorders	Proctitis	Western Europe/United States/Canada/Australia	298	60.2	1	0.3	300	60.2	0	0.0		*	Quasi-complete separation of data points detected.				*	WARNING: The relative Hessian convergence criterion of 44.806790292 is greater than the limit of 0.0001. The convergence is questionable.			NE		Algorithm converged.	NE	NE	NE	NE	NE		Algorithm converged.	NE	NE
Gastrointestinal disorders	Proctitis	Asia	140	28.3	0	0.0	139	27.9	0	0.0	NE			NE	NE	NE		NE	NE	NE	NE		NE	NE	NE	NE		NE		NE	NE	NE
Gastrointestinal disorders	Proctitis	Rest of World	57	11.5	0	0.0	59	11.8	0	0.0	NE			NE	NE	NE		NE	NE	NE	NE		NE	NE	NE	NE		NE		NE	NE	NE
Gastrointestinal disorders	Rectal haemorrhage	Western Europe/United States/Canada/Australia	298	60.2	5	1.7	300	60.2	3	1.0	1.69		Convergence criterion (GCONV=1E-8) satisfied.	0.40	7.13	0.007		Algorithm converged.	-0.012	0.025	1.68		Algorithm converged.	0.40	6.96	0.4758	NE	0.60		Algorithm converged.	0.14	2.47
Gastrointestinal disorders	Rectal haemorrhage	Asia	140	28.3	0	0.0	139	27.9	0	0.0	NE			NE	NE	NE		NE	NE	NE	NE		NE	NE	NE	NE		NE		NE	NE	NE
Gastrointestinal disorders	Rectal haemorrhage	Rest of World	57	11.5	0	0.0	59	11.8	0	0.0	NE			NE	NE	NE		NE	NE	NE	NE		NE	NE	NE	NE		NE		NE	NE	NE
Gastrointestinal disorders	Retching	Western Europe/United States/Canada/Australia	298	60.2	0	0.0	300	60.2	1	0.3		*	Quasi-complete separation of data points detected.				*	ERROR: The mean parameter is either invalid or at a limit of its range for some observations.			0.00		Algorithm converged.	0.00	NE	0.9999	NE	>999.99		Algorithm converged.	0.00	NE

Gastrointestinal disorders	Retching	Asia	140	28.3	0	0.0	139	27.9	0	0.0	NE			NE	NE	NE		NE	NE	NE	NE		NE	NE	NE	NE		NE		NE	NE	NE
Gastrointestinal disorders	Retching	Rest of World	57	11.5	0	0.0	59	11.8	0	0.0	NE			NE	NE	NE		NE	NE	NE	NE		NE	NE	NE	NE		NE		NE	NE	NE
Gastrointestinal disorders	Small intestinal obstruction	Western Europe/United States/Canada/Australia	298	60.2	0	0.0	300	60.2	5	1.7		*	Quasi-complete separation of data points detected.				*	ERROR: The mean parameter is either invalid or at a limit of its range for some observations.			0.00		Algorithm converged.	0.00	NE	0.9999	NE	>999.99		Algorithm converged.	0.00	NE
Gastrointestinal disorders	Small intestinal obstruction	Asia	140	28.3	0	0.0	139	27.9	0	0.0	NE			NE	NE	NE		NE	NE	NE	NE		NE	NE	NE	NE		NE		NE	NE	NE
Gastrointestinal disorders	Small intestinal obstruction	Rest of World	57	11.5	0	0.0	59	11.8	0	0.0	NE			NE	NE	NE		NE	NE	NE	NE		NE	NE	NE	NE		NE		NE	NE	NE
Gastrointestinal disorders	Small intestinal perforation	Western Europe/United States/Canada/Australia	298	60.2	0	0.0	300	60.2	1	0.3		*	Quasi-complete separation of data points detected.				*	ERROR: The mean parameter is either invalid or at a limit of its range for some observations.			0.00		Algorithm converged.	0.00	NE	0.9999	NE	>999.99		Algorithm converged.	0.00	NE
Gastrointestinal disorders	Small intestinal perforation	Asia	140	28.3	0	0.0	139	27.9	0	0.0	NE			NE	NE	NE		NE	NE	NE	NE		NE	NE	NE	NE		NE		NE	NE	NE
Gastrointestinal disorders	Small intestinal perforation	Rest of World	57	11.5	0	0.0	59	11.8	0	0.0	NE			NE	NE	NE		NE	NE	NE	NE		NE	NE	NE	NE		NE		NE	NE	NE
Gastrointestinal disorders	Stomatitis	Western Europe/United States/Canada/Australia	298	60.2	25	8.4	300	60.2	21	7.0	1.22		Convergence criterion (GCONV=1E-8) satisfied.	0.67	2.23	0.014		Algorithm converged.	-0.029	0.057	1.20		Algorithm converged.	0.69	2.09	0.5245	0.5696	0.83		Algorithm converged.	0.48	1.46
Gastrointestinal disorders	Stomatitis	Asia	140	28.3	16	11.4	139	27.9	8	5.8	2.11		Convergence criterion (GCONV=1E-8) satisfied.	0.87	5.11	0.057		Algorithm converged.	-0.009	0.122	1.99		Algorithm converged.	0.88	4.49	0.0993		0.50		Algorithm converged.	0.22	1.14
Gastrointestinal disorders	Stomatitis	Rest of World	57	11.5	2	3.5	59	11.8	1	1.7	2.11		Convergence criterion (GCONV=1E-8) satisfied.	0.19	23.92	0.018		Algorithm converged.	-0.040	0.076	2.07		Algorithm converged.	0.19	22.21	0.5478		0.48		Algorithm converged.	0.05	5.18
Gastrointestinal disorders	Subileus	Western Europe/United States/Canada/Australia	298	60.2	0	0.0	300	60.2	0	0.0	NE			NE	NE	NE		NE	NE	NE	NE		NE	NE	NE	NE	NE	NE		NE	NE	NE
Gastrointestinal disorders	Subileus	Asia	140	28.3	1	0.7	139	27.9	1	0.7	0.99		Convergence criterion (GCONV=1E-8) satisfied.	0.06	16.03	0.000		Algorithm converged.	-0.020	0.020	0.99		Algorithm converged.	0.06	15.72	0.9959		1.01		Algorithm converged.	0.06	15.94
Gastrointestinal disorders	Subileus	Rest of World	57	11.5	0	0.0	59	11.8	0	0.0	NE			NE	NE	NE		NE	NE	NE	NE		NE	NE	NE	NE		NE		NE	NE	NE
Gastrointestinal disorders	Swollen tongue	Western Europe/United States/Canada/Australia	298	60.2	0	0.0	300	60.2	1	0.3		*	Quasi-complete separation of data points detected.				*	ERROR: The mean parameter is either invalid or at a limit of its range for some observations.			0.00		Algorithm converged.	0.00	NE	0.9999	NE	>999.99		Algorithm converged.	0.00	NE
Gastrointestinal disorders	Swollen tongue	Asia	140	28.3	0	0.0	139	27.9	0	0.0	NE			NE	NE	NE		NE	NE	NE	NE		NE	NE	NE	NE		NE		NE	NE	NE
Gastrointestinal disorders	Swollen tongue	Rest of World	57	11.5	0	0.0	59	11.8	0	0.0	NE			NE	NE	NE		NE	NE	NE	NE		NE	NE	NE	NE		NE		NE	NE	NE
Gastrointestinal disorders	Tongue blistering	Western Europe/United States/Canada/Australia	298	60.2	0	0.0	300	60.2	1	0.3		*	Quasi-complete separation of data points detected.				*	ERROR: The mean parameter is either invalid or at a limit of its range for some observations.			0.00		Algorithm converged.	0.00	NE	0.9999	NE	>999.99		Algorithm converged.	0.00	NE
Gastrointestinal disorders	Tongue blistering	Asia	140	28.3	0	0.0	139	27.9	0	0.0	NE			NE	NE	NE		NE	NE	NE	NE		NE	NE	NE	NE		NE		NE	NE	NE
Gastrointestinal disorders	Tongue blistering	Rest of World	57	11.5	0	0.0	59	11.8	0	0.0	NE			NE	NE	NE		NE	NE	NE	NE		NE	NE	NE	NE		NE		NE	NE	NE
Gastrointestinal disorders	Tongue coated	Western Europe/United States/Canada/Australia	298	60.2	1	0.3	300	60.2	0	0.0		*	Quasi-complete separation of data points detected.				*	WARNING: Negative of Hessian not positive definite.			NE		Algorithm converged.	NE	NE	NE	NE	NE		Algorithm converged.	NE	NE
Gastrointestinal disorders	Tongue coated	Asia	140	28.3	1	0.7	139	27.9	0	0.0		*	Quasi-complete separation of data points detected.				*	WARNING: Negative of Hessian not positive definite.			NE		Algorithm converged.	NE	NE	NE		NE		Algorithm converged.	NE	NE
Gastrointestinal disorders	Tongue coated	Rest of World	57	11.5	0	0.0	59	11.8	0	0.0	NE			NE	NE	NE		NE	NE	NE	NE		NE	NE	NE	NE		NE		NE	NE	NE
Gastrointestinal disorders	Tongue discolouration	Western Europe/United States/Canada/Australia	298	60.2	0	0.0	300	60.2	1	0.3		*	Quasi-complete separation of data points detected.				*	ERROR: The mean parameter is either invalid or at a limit of its range for some observations.			0.00		Algorithm converged.	0.00	NE	0.9999	NE	>999.99		Algorithm converged.	0.00	NE
Gastrointestinal disorders	Tongue discolouration	Asia	140	28.3	0	0.0	139	27.9	0	0.0	NE			NE	NE	NE		NE	NE	NE	NE		NE	NE	NE	NE		NE		NE	NE	NE
Gastrointestinal disorders	Tongue discolouration	Rest of World	57	11.5	0	0.0	59	11.8	0	0.0	NE			NE	NE	NE		NE	NE	NE	NE		NE	NE	NE	NE		NE		NE	NE	NE
Gastrointestinal disorders	Tongue pigmentation	Western Europe/United States/Canada/Australia	298	60.2	0	0.0	300	60.2	1	0.3		*	Quasi-complete separation of data points detected.				*	ERROR: The mean parameter is either invalid or at a limit of its range for some observations.			0.00		Algorithm converged.	0.00	NE	0.9999	NE	>999.99		Algorithm converged.	0.00	NE
Gastrointestinal disorders	Tongue pigmentation	Asia	140	28.3	0	0.0	139	27.9	0	0.0	NE			NE	NE	NE		NE	NE	NE	NE		NE	NE	NE	NE		NE		NE	NE	NE
Gastrointestinal disorders	Tongue pigmentation	Rest of World	57	11.5	0	0.0	59	11.8	0	0.0	NE			NE	NE	NE		NE	NE	NE	NE		NE	NE	NE	NE		NE		NE	NE	NE
Gastrointestinal disorders	Tongue ulceration	Western Europe/United States/Canada/Australia	298	60.2	1	0.3	300	60.2	0	0.0		*	Quasi-complete separation of data points detected.				*	WARNING: The relative Hessian convergence criterion of 44.806790292 is greater than the limit of 0.0001. The convergence is questionable.			NE		Algorithm converged.	NE	NE	NE	NE	NE		Algorithm converged.	NE	NE
Gastrointestinal disorders	Tongue ulceration	Asia	140	28.3	0	0.0	139	27.9	0	0.0	NE			NE	NE	NE		NE	NE	NE	NE		NE	NE	NE	NE		NE		NE	NE	NE
Gastrointestinal disorders	Tongue ulceration	Rest of World	57	11.5	0	0.0	59	11.8	0	0.0	NE			NE	NE	NE		NE	NE	NE	NE		NE	NE	NE	NE		NE		NE	NE	NE
Gastrointestinal disorders	Tooth loss	Western Europe/United States/Canada/Australia	298	60.2	1	0.3	300	60.2	0	0.0		*	Quasi-complete separation of data points detected.				*	WARNING: Negative of Hessian not positive definite.			NE		Algorithm converged.	NE	NE	NE	NE	NE		Algorithm converged.	NE	NE
Gastrointestinal disorders	Tooth loss	Asia	140	28.3	0	0.0	139	27.9	0	0.0	NE			NE	NE	NE		NE	NE	NE	NE		NE	NE	NE	NE		NE		NE	NE	NE
Gastrointestinal disorders	Tooth loss	Rest of World	57	11.5	0	0.0	59	11.8	1	1.7		*	Quasi-complete separation of data points detected.				*	WARNING: The relative Hessian convergence criterion of 10.540168601 is greater than the limit of 0.0001. The convergence is questionable.			0.00		Algorithm converged.	0.00	NE	0.9999		>999.99		Algorithm converged.	0.00	NE
Gastrointestinal disorders	Toothache	Western Europe/United States/Canada/Australia	298	60.2	4	1.3	300	60.2	4	1.3	1.01		Convergence criterion (GCONV=1E-8) satisfied.	0.25	4.06	0.000		Algorithm converged.	-0.018	0.019	1.01		Algorithm converged.	0.25	3.99	0.9924	0.4281	0.99		Algorithm converged.	0.25	3.94
Gastrointestinal disorders	Toothache	Asia	140	28.3	2	1.4	139	27.9	1	0.7	2.00		Convergence criterion (GCONV=1E-8) satisfied.	0.18	22.31	0.007		Algorithm converged.	-0.017	0.031	1.99		Algorithm converged.	0.18	21.65	0.5736		0.50		Algorithm converged.	0.05	5.49
Gastrointestinal disorders	Toothache	Rest of World	57	11.5	0	0.0	59	11.8	1	1.7		*	Quasi-complete separation of data points detected.				*	WARNING: The relative Hessian convergence criterion of 10.540168601 is greater than the limit of 0.0001. The convergence is questionable.			0.00		Algorithm converged.	0.00	NE	0.9999		>999.99		Algorithm converged.	0.00	NE
Gastrointestinal disorders	Umbilical hernia	Western Europe/United States/Canada/Australia	298	60.2	0	0.0	300	60.2	1	0.3		*	Quasi-complete separation of data points detected.				*	ERROR: The mean parameter is either invalid or at a limit of its range for some observations.			0.00		Algorithm converged.	0.00	NE	0.9999	NE	>999.99		Algorithm converged.	0.00	NE
Gastrointestinal disorders	Umbilical hernia	Asia	140	28.3	0	0.0	139	27.9	0	0.0	NE			NE	NE	NE		NE	NE	NE	NE		NE	NE	NE	NE		NE		NE	NE	NE
Gastrointestinal disorders	Umbilical hernia	Rest of World	57	11.5	0	0.0	59	11.8	0	0.0	NE			NE	NE	NE		NE	NE	NE	NE		NE	NE	NE	NE		NE		NE	NE	NE
Gastrointestinal disorders	Upper gastrointestinal haemorrhage	Western Europe/United States/Canada/Australia	298	60.2	1	0.3	300	60.2	0	0.0		*	Quasi-complete separation of data points detected.				*	WARNING: The relative Hessian convergence criterion of 44.806790292 is greater than the limit of 0.0001. The convergence is questionable.			NE		Algorithm converged.	NE	NE	NE	NE	NE		Algorithm converged.	NE	NE
Gastrointestinal disorders	Upper gastrointestinal haemorrhage	Asia	140	28.3	0	0.0	139	27.9	0	0.0	NE			NE	NE	NE		NE	NE	NE	NE		NE	NE	NE	NE		NE		NE	NE	NE
Gastrointestinal disorders	Upper gastrointestinal haemorrhage	Rest of World	57	11.5	0	0.0	59	11.8	0	0.0	NE			NE	NE	NE		NE	NE	NE	NE		NE	NE	NE	NE		NE		NE	NE	NE
Gastrointestinal disorders	Vomiting	Western Europe/United States/Canada/Australia	298	60.2	48	16.1	300	60.2	46	15.3	1.06		Convergence criterion (GCONV=1E-8) satisfied.	0.68	1.65	0.008		Algorithm converged.	-0.051	0.066	1.05		Algorithm converged.	0.72	1.52	0.7949	0.7238	0.95		Algorithm converged.	0.66	1.38
Gastrointestinal disorders	Vomiting	Asia	140	28.3	16	11.4	139	27.9	20	14.4	0.77		Convergence criterion (GCONV=1E-8) satisfied.	0.38	1.55	-0.030		Algorithm converged.	-0.108	0.049	0.79		Algorithm converged.	0.43	1.47	0.4623		1.26		Algorithm converged.	0.68	2.33
Gastrointestinal disorders	Vomiting	Rest of World	57	11.5	4	7.0	59	11.8	5	8.5	0.82		Convergence criterion (GCONV=1E-8) satisfied.	0.21	3.20	-0.015		Algorithm converged.	-0.112	0.083	0.83		Algorithm converged.	0.23	2.93	0.7698		1.21		Algorithm converged.	0.34	4.27
General disorders and administration site conditions		Western Europe/United States/Canada/Australia	298	60.2	198	66.4	300	60.2	213	71.0	0.81		Convergence criterion (GCONV=1E-8) satisfied.	0.57	1.14	-0.046		Algorithm converged.	-0.120	0.029	0.94		Algorithm converged.	0.84	1.04	0.2302	0.0563	1.07		Algorithm converged.	0.96	1.19
General disorders and administration site conditions		Asia	140	28.3	68	48.6	139	27.9	77	55.4	0.76		Convergence criterion (GCONV=1E-8) satisfied.	0.47	1.22	-0.068		Algorithm converged.	-0.185	0.049	0.88		Algorithm converged.	0.70	1.10	0.2553		1.14		Algorithm converged.	0.91	1.43
General disorders and administration site conditions		Rest of World	57	11.5	27	47.4	59	11.8	17	28.8	2.22		Convergence criterion (GCONV=1E-8) satisfied.	1.03	4.79	0.186		Algorithm converged.	0.012	0.359	1.64		Algorithm converged.	1.01	2.67	0.0448		0.61		Algorithm converged.	0.37	0.99
General disorders and administration site conditions	Administration site extravasation	Western Europe/United States/Canada/Australia	298	60.2	0	0.0	300	60.2	0	0.0	NE			NE	NE	NE		NE	NE	NE	NE		NE	NE	NE	NE	NE	NE		NE	NE	NE
General disorders and administration site conditions	Administration site extravasation	Asia	140	28.3	1	0.7	139	27.9	0	0.0		*	Quasi-complete separation of data points detected.				*	WARNING: Negative of Hessian not positive definite.			NE		Algorithm converged.	NE	NE	NE		NE		Algorithm converged.	NE	NE
General disorders and administration site conditions	Administration site extravasation	Rest of World	57	11.5	0	0.0	59	11.8	0	0.0	NE			NE	NE	NE		NE	NE	NE	NE		NE	NE	NE	NE		NE		NE	NE	NE
General disorders and administration site conditions	Application site pain	Western Europe/United States/Canada/Australia	298	60.2	0	0.0	300	60.2	0	0.0	NE			NE	NE	NE		NE	NE	NE	NE		NE	NE	NE	NE	NE	NE		NE	NE	NE
General disorders and administration site conditions	Application site pain	Asia	140	28.3	0	0.0	139	27.9	0	0.0	NE			NE	NE	NE		NE	NE	NE	NE		NE	NE	NE	NE		NE		NE	NE	NE
General disorders and administration site conditions	Application site pain	Rest of World	57	11.5	0	0.0	59	11.8	1	1.7		*	Quasi-complete separation of data points detected.				*	WARNING: The relative Hessian convergence criterion of 10.540168601 is greater than the limit of 0.0001. The convergence is questionable.			0.00		Algorithm converged.	0.00	NE	0.9999		>999.99		Algorithm converged.	0.00	NE
General disorders and administration site conditions	Asthenia	Western Europe/United States/Canada/Australia	298	60.2	47	15.8	300	60.2	46	15.3	1.03		Convergence criterion (GCONV=1E-8) satisfied.	0.66	1.61	0.004		Algorithm converged.	-0.054	0.062	1.03		Algorithm converged.	0.71	1.49	0.8824	0.2840	0.97		Algorithm converged.	0.67	1.41
General disorders and administration site conditions	Asthenia	Asia	140	28.3	6	4.3	139	27.9	12	8.6	0.47		Convergence criterion (GCONV=1E-8) satisfied.	0.17	1.30	-0.043		Algorithm converged.	-0.101	0.014	0.50		Algorithm converged.	0.19	1.29	0.1491		2.01		Algorithm converged.	0.78	5.22
General disorders and administration site conditions	Asthenia	Rest of World	57	11.5	2	3.5	59	11.8	1	1.7	2.11		Convergence criterion (GCONV=1E-8) satisfied.	0.19	23.92	0.018		Algorithm converged.	-0.040	0.076	2.07		Algorithm converged.	0.19	22.21	0.5478		0.48		Algorithm converged.	0.05	5.18
General disorders and administration site conditions	Cardiac death	Western Europe/United States/Canada/Australia	298	60.2	1	0.3	300	60.2	0	0.0		*	Quasi-complete separation of data points detected.				*	WARNING: The relative Hessian convergence criterion of 44.806790292 is greater than the limit of 0.0001. The convergence is questionable.			NE		Algorithm converged.	NE	NE	NE	NE	NE		Algorithm converged.	NE	NE
General disorders and administration site conditions	Cardiac death	Asia	140	28.3	0	0.0	139	27.9	0	0.0	NE			NE	NE	NE		NE	NE	NE	NE		NE	NE	NE	NE		NE		NE	NE	NE
General disorders and administration site conditions	Cardiac death	Rest of World	57	11.5	0	0.0	59	11.8	0	0.0	NE			NE	NE	NE		NE	NE	NE	NE		NE	NE	NE	NE		NE		NE	NE	NE
General disorders and administration site conditions	Catheter site bruise	Western Europe/United States/Canada/Australia	298	60.2	1	0.3	300	60.2	0	0.0		*	Quasi-complete separation of data points detected.				*	WARNING: Negative of Hessian not positive definite.			NE		Algorithm converged.	NE	NE	NE	NE	NE		Algorithm converged.	NE	NE
General disorders and administration site conditions	Catheter site bruise	Asia	140	28.3	0	0.0	139	27.9	0	0.0	NE			NE	NE	NE		NE	NE	NE	NE		NE	NE	NE	NE		NE		NE	NE	NE
General disorders and administration site conditions	Catheter site bruise	Rest of World	57	11.5	0	0.0	59	11.8	0	0.0	NE			NE	NE	NE		NE	NE	NE	NE		NE	NE	NE	NE		NE		NE	NE	NE
General disorders and administration site conditions	Catheter site erythema	Western Europe/United States/Canada/Australia	298	60.2	0	0.0	300	60.2	1	0.3		*	Quasi-complete separation of data points detected.				*	ERROR: The mean parameter is either invalid or at a limit of its range for some observations.			0.00		Algorithm converged.	0.00	NE	0.9999	NE	>999.99		Algorithm converged.	0.00	NE
General disorders and administration site conditions	Catheter site erythema	Asia	140	28.3	0	0.0	139	27.9	0	0.0	NE			NE	NE	NE		NE	NE	NE	NE		NE	NE	NE	NE		NE		NE	NE	NE
General disorders and administration site conditions	Catheter site erythema	Rest of World	57	11.5	1	1.8	59	11.8	0	0.0		*	Quasi-complete separation of data points detected.				*	ERROR: Error in computing the link function, its derivatives, or the variance function.			NE		Algorithm converged.	NE	NE	NE		NE		Algorithm converged.	NE	NE
General disorders and administration site conditions	Catheter site haemorrhage	Western Europe/United States/Canada/Australia	298	60.2	1	0.3	300	60.2	0	0.0		*	Quasi-complete separation of data points detected.				*	WARNING: The relative Hessian convergence criterion of 44.806790292 is greater than the limit of 0.0001. The convergence is questionable.			NE		Algorithm converged.	NE	NE	NE	NE	NE		Algorithm converged.	NE	NE
General disorders and administration site conditions	Catheter site haemorrhage	Asia	140	28.3	0	0.0	139	27.9	0	0.0	NE			NE	NE	NE		NE	NE	NE	NE		NE	NE	NE	NE		NE		NE	NE	NE
General disorders and administration site conditions	Catheter site haemorrhage	Rest of World	57	11.5	0	0.0	59	11.8	1	1.7		*	Quasi-complete separation of data points detected.				*	WARNING: The relative Hessian convergence criterion of 10.540168601 is greater than the limit of 0.0001. The convergence is questionable.			0.00		Algorithm converged.	0.00	NE	0.9999		>999.99		Algorithm converged.	0.00	NE
General disorders and administration site conditions	Catheter site induration	Western Europe/United States/Canada/Australia	298	60.2	0	0.0	300	60.2	0	0.0	NE			NE	NE	NE		NE	NE	NE	NE		NE	NE	NE	NE	NE	NE		NE	NE	NE
General disorders and administration site conditions	Catheter site induration	Asia	140	28.3	0	0.0	139	27.9	0	0.0	NE			NE	NE	NE		NE	NE	NE	NE		NE	NE	NE	NE		NE		NE	NE	NE
General disorders and administration site conditions	Catheter site induration	Rest of World	57	11.5	1	1.8	59	11.8	0	0.0		*	Quasi-complete separation of data points detected.				*	ERROR: Error in computing the link function, its derivatives, or the variance function.			NE		Algorithm converged.	NE	NE	NE		NE		Algorithm converged.	NE	NE
General disorders and administration site conditions	Catheter site oedema	Western Europe/United States/Canada/Australia	298	60.2	0	0.0	300	60.2	1	0.3		*	Quasi-complete separation of data points detected.				*	ERROR: The mean parameter is either invalid or at a limit of its range for some observations.			0.00		Algorithm converged.	0.00	NE	0.9999	NE	>999.99		Algorithm converged.	0.00	NE
General disorders and administration site conditions	Catheter site oedema	Asia	140	28.3	0	0.0	139	27.9	0	0.0	NE			NE	NE	NE		NE	NE	NE	NE		NE	NE	NE	NE		NE		NE	NE	NE
General disorders and administration site conditions	Catheter site oedema	Rest of World	57	11.5	0	0.0	59	11.8	0	0.0	NE			NE	NE	NE		NE	NE	NE	NE		NE	NE	NE	NE		NE		NE	NE	NE
General disorders and administration site conditions	Catheter site pain	Western Europe/United States/Canada/Australia	298	60.2	0	0.0	300	60.2	1	0.3		*	Quasi-complete separation of data points detected.				*	ERROR: The mean parameter is either invalid or at a limit of its range for some observations.			0.00		Algorithm converged.	0.00	NE	0.9999	NE	>999.99		Algorithm converged.	0.00	NE
General disorders and administration site conditions	Catheter site pain	Asia	140	28.3	0	0.0	139	27.9	0	0.0	NE			NE	NE	NE		NE	NE	NE	NE		NE	NE	NE	NE		NE		NE	NE	NE
General disorders and administration site conditions	Catheter site pain	Rest of World	57	11.5	0	0.0	59	11.8	0	0.0	NE			NE	NE	NE		NE	NE	NE	NE		NE	NE	NE	NE		NE		NE	NE	NE
General disorders and administration site conditions	Catheter site pruritus	Western Europe/United States/Canada/Australia	298	60.2	0	0.0	300	60.2	0	0.0	NE			NE	NE	NE		NE	NE	NE	NE		NE	NE	NE	NE	NE	NE		NE	NE	NE
General disorders and administration site conditions	Catheter site pruritus	Asia	140	28.3	0	0.0	139	27.9	0	0.0	NE			NE	NE	NE		NE	NE	NE	NE		NE	NE	NE	NE		NE		NE	NE	NE
General disorders and administration site conditions	Catheter site pruritus	Rest of World	57	11.5	1	1.8	59	11.8	0	0.0		*	Quasi-complete separation of data points detected.				*	ERROR: Error in computing the link function, its derivatives, or the variance function.			NE		Algorithm converged.	NE	NE	NE		NE		Algorithm converged.	NE	NE
General disorders and administration site conditions	Catheter site related reaction	Western Europe/United States/Canada/Australia	298	60.2	1	0.3	300	60.2	0	0.0		*	Quasi-complete separation of data points detected.				*	WARNING: Negative of Hessian not positive definite.			NE		Algorithm converged.	NE	NE	NE	NE	NE		Algorithm converged.	NE	NE
General disorders and administration site conditions	Catheter site related reaction	Asia	140	28.3	0	0.0	139	27.9	0	0.0	NE			NE	NE	NE		NE	NE	NE	NE		NE	NE	NE	NE		NE		NE	NE	NE
General disorders and administration site conditions	Catheter site related reaction	Rest of World	57	11.5	0	0.0	59	11.8	0	0.0	NE			NE	NE	NE		NE	NE	NE	NE		NE	NE	NE	NE		NE		NE	NE	NE
General disorders and administration site conditions	Chest discomfort	Western Europe/United States/Canada/Australia	298	60.2	7	2.3	300	60.2	7	2.3	1.01		Convergence criterion (GCONV=1E-8) satisfied.	0.35	2.91	0.000		Algorithm converged.	-0.024	0.024	1.01		Algorithm converged.	0.36	2.83	0.9899	0.2150	0.99		Algorithm converged.	0.35	2.80
General disorders and administration site conditions	Chest discomfort	Asia	140	28.3	5	3.6	139	27.9	2	1.4	2.54		Convergence criterion (GCONV=1E-8) satisfied.	0.48	13.30	0.021		Algorithm converged.	-0.015	0.058	2.48		Algorithm converged.	0.49	12.58	0.2722		0.40		Algorithm converged.	0.08	2.04
General disorders and administration site conditions	Chest discomfort	Rest of World	57	11.5	2	3.5	59	11.8	0	0.0		*	Quasi-complete separation of data points detected.				*	WARNING: The relative Hessian convergence criterion of 6.6720380574 is greater than the limit of 0.0001. The convergence is questionable.			NE		Algorithm converged.	NE	NE	NE		NE		Algorithm converged.	NE	NE
General disorders and administration site conditions	Chest pain	Western Europe/United States/Canada/Australia	298	60.2	10	3.4	300	60.2	15	5.0	0.66		Convergence criterion (GCONV=1E-8) satisfied.	0.29	1.49	-0.016		Algorithm converged.	-0.048	0.016	0.67		Algorithm converged.	0.31	1.47	0.3188	0.2921	1.49		Algorithm converged.	0.68	3.26
General disorders and administration site conditions	Chest pain	Asia	140	28.3	2	1.4	139	27.9	1	0.7	2.00		Convergence criterion (GCONV=1E-8) satisfied.	0.18	22.31	0.007		Algorithm converged.	-0.017	0.031	1.99		Algorithm converged.	0.18	21.65	0.5736		0.50		Algorithm converged.	0.05	5.49
General disorders and administration site conditions	Chest pain	Rest of World	57	11.5	1	1.8	59	11.8	0	0.0		*	Quasi-complete separation of data points detected.				*	ERROR: Error in computing the link function, its derivatives, or the variance function.			NE		Algorithm converged.	NE	NE	NE		NE		Algorithm converged.	NE	NE
General disorders and administration site conditions	Chills	Western Europe/United States/Canada/Australia	298	60.2	13	4.4	300	60.2	17	5.7	0.76		Convergence criterion (GCONV=1E-8) satisfied.	0.36	1.59	-0.013		Algorithm converged.	-0.048	0.022	0.77		Algorithm converged.	0.38	1.56	0.4665	0.6846	1.30		Algorithm converged.	0.64	2.63
General disorders and administration site conditions	Chills	Asia	140	28.3	8	5.7	139	27.9	7	5.0	1.14		Convergence criterion (GCONV=1E-8) satisfied.	0.40	3.24	0.007		Algorithm converged.	-0.046	0.060	1.13		Algorithm converged.	0.42	3.04	0.8018		0.88		Algorithm converged.	0.33	2.36
General disorders and administration site conditions	Chills	Rest of World	57	11.5	2	3.5	59	11.8	4	6.8	0.50		Convergence criterion (GCONV=1E-8) satisfied.	0.09	2.84	-0.033		Algorithm converged.	-0.113	0.047	0.52		Algorithm converged.	0.10	2.72	0.4362		1.93		Algorithm converged.	0.37	10.14

General disorders and administration site conditions	Cyst	Western Europe/United States/Canada/Australia	298	60.2	1	0.3	300	60.2	0	0.0		*	Quasi-complete separation of data points detected.				*	WARNING: Negative of Hessian not positive definite.			NE		Algorithm converged.	NE	NE	NE	NE	NE		Algorithm converged.	NE	NE
General disorders and administration site conditions	Cyst	Asia	140	28.3	0	0.0	139	27.9	0	0.0	NE			NE	NE	NE		NE	NE	NE	NE		NE	NE	NE	NE		NE		NE	NE	NE
General disorders and administration site conditions	Cyst	Rest of World	57	11.5	0	0.0	59	11.8	0	0.0	NE			NE	NE	NE		NE	NE	NE	NE		NE	NE	NE	NE		NE		NE	NE	NE
General disorders and administration site conditions	Death	Western Europe/United States/Canada/Australia	298	60.2	1	0.3	300	60.2	0	0.0		*	Quasi-complete separation of data points detected.				*	WARNING: Negative of Hessian not positive definite.			NE		Algorithm converged.	NE	NE	NE	NE	NE		Algorithm converged.	NE	NE
General disorders and administration site conditions	Death	Asia	140	28.3	1	0.7	139	27.9	1	0.7	0.99		Convergence criterion (GCONV=1E-8) satisfied.	0.06	16.03	0.000		Algorithm converged.	-0.020	0.020	0.99		Algorithm converged.	0.06	15.72	0.9959		1.01		Algorithm converged.	0.06	15.94
General disorders and administration site conditions	Death	Rest of World	57	11.5	2	3.5	59	11.8	0	0.0		*	Quasi-complete separation of data points detected.				*	WARNING: The relative Hessian convergence criterion of 6.6720380513 is greater than the limit of 0.0001. The convergence is questionable.			NE		Algorithm converged.	NE	NE	NE		NE		Algorithm converged.	NE	NE
General disorders and administration site conditions	Device related thrombosis	Western Europe/United States/Canada/Australia	298	60.2	1	0.3	300	60.2	1	0.3	1.01		Convergence criterion (GCONV=1E-8) satisfied.	0.06	16.17	0.000		Algorithm converged.	-0.009	0.009	1.01		Algorithm converged.	0.06	16.02	0.9962	1.0000	0.99		Algorithm converged.	0.06	15.81
General disorders and administration site conditions	Device related thrombosis	Asia	140	28.3	0	0.0	139	27.9	0	0.0	NE			NE	NE	NE		NE	NE	NE	NE		NE	NE	NE	NE		NE		NE	NE	NE
General disorders and administration site conditions	Device related thrombosis	Rest of World	57	11.5	0	0.0	59	11.8	0	0.0	NE			NE	NE	NE		NE	NE	NE	NE		NE	NE	NE	NE		NE		NE	NE	NE
General disorders and administration site conditions	Discomfort	Western Europe/United States/Canada/Australia	298	60.2	0	0.0	300	60.2	2	0.7		*	Quasi-complete separation of data points detected.				*	ERROR: The mean parameter is either invalid or at a limit of its range for some observations.			0.00		Algorithm converged.	0.00	NE	0.9999	NE	>999.99		Algorithm converged.	0.00	NE
General disorders and administration site conditions	Discomfort	Asia	140	28.3	0	0.0	139	27.9	1	0.7		*	Quasi-complete separation of data points detected.				*	WARNING: The relative Hessian convergence criterion of 19.480043432 is greater than the limit of 0.0001. The convergence is questionable.			0.00		Algorithm converged.	0.00	NE	0.9999		>999.99		Algorithm converged.	0.00	NE
General disorders and administration site conditions	Discomfort	Rest of World	57	11.5	1	1.8	59	11.8	0	0.0		*	Quasi-complete separation of data points detected.				*	ERROR: Error in computing the link function, its derivatives, or the variance function.			NE		Algorithm converged.	NE	NE	NE		NE		Algorithm converged.	NE	NE
General disorders and administration site conditions	Face oedema	Western Europe/United States/Canada/Australia	298	60.2	1	0.3	300	60.2	2	0.7	0.50		Convergence criterion (GCONV=1E-8) satisfied.	0.05	5.56	-0.003		Algorithm converged.	-0.015	0.008	0.50		Algorithm converged.	0.05	5.52	0.5743	0.7090	1.99		Algorithm converged.	0.18	21.79
General disorders and administration site conditions	Face oedema	Asia	140	28.3	0	0.0	139	27.9	1	0.7		*	Quasi-complete separation of data points detected.				*	WARNING: The relative Hessian convergence criterion of 19.480043432 is greater than the limit of 0.0001. The convergence is questionable.			0.00		Algorithm converged.	0.00	NE	0.9999		>999.99		Algorithm converged.	0.00	NE
General disorders and administration site conditions	Face oedema	Rest of World	57	11.5	0	0.0	59	11.8	0	0.0	NE			NE	NE	NE		NE	NE	NE	NE		NE	NE	NE	NE		NE		NE	NE	NE
General disorders and administration site conditions	Facial pain	Western Europe/United States/Canada/Australia	298	60.2	1	0.3	300	60.2	0	0.0		*	Quasi-complete separation of data points detected.				*	WARNING: Negative of Hessian not positive definite.			NE		Algorithm converged.	NE	NE	NE	NE	NE		Algorithm converged.	NE	NE
General disorders and administration site conditions	Facial pain	Asia	140	28.3	0	0.0	139	27.9	0	0.0	NE			NE	NE	NE		NE	NE	NE	NE		NE	NE	NE	NE		NE		NE	NE	NE
General disorders and administration site conditions	Facial pain	Rest of World	57	11.5	0	0.0	59	11.8	0	0.0	NE			NE	NE	NE		NE	NE	NE	NE		NE	NE	NE	NE		NE		NE	NE	NE
General disorders and administration site conditions	Fatigue	Western Europe/United States/Canada/Australia	298	60.2	94	31.5	300	60.2	104	34.7	0.87		Convergence criterion (GCONV=1E-8) satisfied.	0.62	1.22	-0.031		Algorithm converged.	-0.107	0.044	0.91		Algorithm converged.	0.72	1.14	0.4176	0.3143	1.10		Algorithm converged.	0.87	1.38
General disorders and administration site conditions	Fatigue	Asia	140	28.3	16	11.4	139	27.9	14	10.1	1.15		Convergence criterion (GCONV=1E-8) satisfied.	0.54	2.46	0.014		Algorithm converged.	-0.059	0.086	1.13		Algorithm converged.	0.58	2.23	0.7148		0.88		Algorithm converged.	0.45	1.74
General disorders and administration site conditions	Fatigue	Rest of World	57	11.5	8	14.0	59	11.8	4	6.8	2.24		Convergence criterion (GCONV=1E-8) satisfied.	0.64	7.92	0.073		Algorithm converged.	-0.038	0.183	2.07		Algorithm converged.	0.66	6.50	0.2124		0.48		Algorithm converged.	0.15	1.52
General disorders and administration site conditions	Feeling cold	Western Europe/United States/Canada/Australia	298	60.2	1	0.3	300	60.2	0	0.0		*	Quasi-complete separation of data points detected.				*	WARNING: Negative of Hessian not positive definite.			NE		Algorithm converged.	NE	NE	NE	NE	NE		Algorithm converged.	NE	NE
General disorders and administration site conditions	Feeling cold	Asia	140	28.3	0	0.0	139	27.9	0	0.0	NE			NE	NE	NE		NE	NE	NE	NE		NE	NE	NE	NE		NE		NE	NE	NE
General disorders and administration site conditions	Feeling cold	Rest of World	57	11.5	0	0.0	59	11.8	0	0.0	NE			NE	NE	NE		NE	NE	NE	NE		NE	NE	NE	NE		NE		NE	NE	NE
General disorders and administration site conditions	Feeling hot	Western Europe/United States/Canada/Australia	298	60.2	2	0.7	300	60.2	2	0.7	1.01		Convergence criterion (GCONV=1E-8) satisfied.	0.14	7.19	0.000		Algorithm converged.	-0.013	0.013	1.01		Algorithm converged.	0.14	7.10	0.9946	NE	0.99		Algorithm converged.	0.14	7.01
General disorders and administration site conditions	Feeling hot	Asia	140	28.3	0	0.0	139	27.9	0	0.0	NE			NE	NE	NE		NE	NE	NE	NE		NE	NE	NE	NE		NE		NE	NE	NE
General disorders and administration site conditions	Feeling hot	Rest of World	57	11.5	1	1.8	59	11.8	0	0.0		*	Quasi-complete separation of data points detected.				*	WARNING: The relative Hessian convergence criterion of 10.998844964 is greater than the limit of 0.0001. The convergence is questionable.			NE		Algorithm converged.	NE	NE	NE		NE		Algorithm converged.	NE	NE
General disorders and administration site conditions	Gait disturbance	Western Europe/United States/Canada/Australia	298	60.2	0	0.0	300	60.2	1	0.3		*	Quasi-complete separation of data points detected.				*	ERROR: The mean parameter is either invalid or at a limit of its range for some observations.			0.00		Algorithm converged.	0.00	NE	0.9999	NE	>999.99		Algorithm converged.	0.00	NE
General disorders and administration site conditions	Gait disturbance	Asia	140	28.3	0	0.0	139	27.9	0	0.0	NE			NE	NE	NE		NE	NE	NE	NE		NE	NE	NE	NE		NE		NE	NE	NE
General disorders and administration site conditions	Gait disturbance	Rest of World	57	11.5	0	0.0	59	11.8	0	0.0	NE			NE	NE	NE		NE	NE	NE	NE		NE	NE	NE	NE		NE		NE	NE	NE
General disorders and administration site conditions	General physical health deterioration	Western Europe/United States/Canada/Australia	298	60.2	2	0.7	300	60.2	1	0.3	2.02		Convergence criterion (GCONV=1E-8) satisfied.	0.18	22.40	0.003		Algorithm converged.	-0.008	0.015	2.01		Algorithm converged.	0.18	22.09	0.5669	NE	0.50		Algorithm converged.	0.05	5.45
General disorders and administration site conditions	General physical health deterioration	Asia	140	28.3	0	0.0	139	27.9	0	0.0	NE			NE	NE	NE		NE	NE	NE	NE		NE	NE	NE	NE		NE		NE	NE	NE
General disorders and administration site conditions	General physical health deterioration	Rest of World	57	11.5	0	0.0	59	11.8	0	0.0	NE			NE	NE	NE		NE	NE	NE	NE		NE	NE	NE	NE		NE		NE	NE	NE
General disorders and administration site conditions	Granuloma	Western Europe/United States/Canada/Australia	298	60.2	0	0.0	300	60.2	0	0.0	NE			NE	NE	NE		NE	NE	NE	NE		NE	NE	NE	NE	NE	NE		NE	NE	NE
General disorders and administration site conditions	Granuloma	Asia	140	28.3	1	0.7	139	27.9	0	0.0		*	Quasi-complete separation of data points detected.				*	WARNING: Negative of Hessian not positive definite.			NE		Algorithm converged.	NE	NE	NE		NE		Algorithm converged.	NE	NE
General disorders and administration site conditions	Granuloma	Rest of World	57	11.5	0	0.0	59	11.8	0	0.0	NE			NE	NE	NE		NE	NE	NE	NE		NE	NE	NE	NE		NE		NE	NE	NE
General disorders and administration site conditions	Hernia pain	Western Europe/United States/Canada/Australia	298	60.2	0	0.0	300	60.2	1	0.3		*	Quasi-complete separation of data points detected.				*	ERROR: The mean parameter is either invalid or at a limit of its range for some observations.			0.00		Algorithm converged.	0.00	NE	0.9999	NE	>999.99		Algorithm converged.	0.00	NE
General disorders and administration site conditions	Hernia pain	Asia	140	28.3	0	0.0	139	27.9	0	0.0	NE			NE	NE	NE		NE	NE	NE	NE		NE	NE	NE	NE		NE		NE	NE	NE
General disorders and administration site conditions	Hernia pain	Rest of World	57	11.5	0	0.0	59	11.8	0	0.0	NE			NE	NE	NE		NE	NE	NE	NE		NE	NE	NE	NE		NE		NE	NE	NE
General disorders and administration site conditions	Hunger	Western Europe/United States/Canada/Australia	298	60.2	0	0.0	300	60.2	1	0.3		*	Quasi-complete separation of data points detected.				*	ERROR: The mean parameter is either invalid or at a limit of its range for some observations.			0.00		Algorithm converged.	0.00	NE	0.9999	NE	>999.99		Algorithm converged.	0.00	NE
General disorders and administration site conditions	Hunger	Asia	140	28.3	0	0.0	139	27.9	0	0.0	NE			NE	NE	NE		NE	NE	NE	NE		NE	NE	NE	NE		NE		NE	NE	NE
General disorders and administration site conditions	Hunger	Rest of World	57	11.5	0	0.0	59	11.8	0	0.0	NE			NE	NE	NE		NE	NE	NE	NE		NE	NE	NE	NE		NE		NE	NE	NE
General disorders and administration site conditions	Hyperthermia	Western Europe/United States/Canada/Australia	298	60.2	1	0.3	300	60.2	3	1.0	0.33		Convergence criterion (GCONV=1E-8) satisfied.	0.03	3.22	-0.007		Algorithm converged.	-0.020	0.006	0.34		Algorithm converged.	0.04	3.21	0.3431	NE	2.98		Algorithm converged.	0.31	28.49
General disorders and administration site conditions	Hyperthermia	Asia	140	28.3	0	0.0	139	27.9	0	0.0	NE			NE	NE	NE		NE	NE	NE	NE		NE	NE	NE	NE		NE		NE	NE	NE
General disorders and administration site conditions	Hyperthermia	Rest of World	57	11.5	0	0.0	59	11.8	0	0.0	NE			NE	NE	NE		NE	NE	NE	NE		NE	NE	NE	NE		NE		NE	NE	NE
General disorders and administration site conditions	Hypothermia	Western Europe/United States/Canada/Australia	298	60.2	1	0.3	300	60.2	0	0.0		*	Quasi-complete separation of data points detected.				*	WARNING: Negative of Hessian not positive definite.			NE		Algorithm converged.	NE	NE	NE	NE	NE		Algorithm converged.	NE	NE
General disorders and administration site conditions	Hypothermia	Asia	140	28.3	0	0.0	139	27.9	0	0.0	NE			NE	NE	NE		NE	NE	NE	NE		NE	NE	NE	NE		NE		NE	NE	NE
General disorders and administration site conditions	Hypothermia	Rest of World	57	11.5	0	0.0	59	11.8	0	0.0	NE			NE	NE	NE		NE	NE	NE	NE		NE	NE	NE	NE		NE		NE	NE	NE
General disorders and administration site conditions	Ill-defined disorder	Western Europe/United States/Canada/Australia	298	60.2	4	1.3	300	60.2	3	1.0	1.35		Convergence criterion (GCONV=1E-8) satisfied.	0.30	6.07	0.003		Algorithm converged.	-0.014	0.021	1.34		Algorithm converged.	0.30	5.95	0.6983	NE	0.75		Algorithm converged.	0.17	3.30
General disorders and administration site conditions	Ill-defined disorder	Asia	140	28.3	0	0.0	139	27.9	0	0.0	NE			NE	NE	NE		NE	NE	NE	NE		NE	NE	NE	NE		NE		NE	NE	NE
General disorders and administration site conditions	Ill-defined disorder	Rest of World	57	11.5	0	0.0	59	11.8	0	0.0	NE			NE	NE	NE		NE	NE	NE	NE		NE	NE	NE	NE		NE		NE	NE	NE
General disorders and administration site conditions	Impaired healing	Western Europe/United States/Canada/Australia	298	60.2	0	0.0	300	60.2	0	0.0	NE			NE	NE	NE		NE	NE	NE	NE		NE	NE	NE	NE	NE	NE		NE	NE	NE
General disorders and administration site conditions	Impaired healing	Asia	140	28.3	1	0.7	139	27.9	0	0.0		*	Quasi-complete separation of data points detected.				*	WARNING: Negative of Hessian not positive definite.			NE		Algorithm converged.	NE	NE	NE		NE		Algorithm converged.	NE	NE
General disorders and administration site conditions	Impaired healing	Rest of World	57	11.5	0	0.0	59	11.8	0	0.0	NE			NE	NE	NE		NE	NE	NE	NE		NE	NE	NE	NE		NE		NE	NE	NE
General disorders and administration site conditions	Inflammatory pain	Western Europe/United States/Canada/Australia	298	60.2	0	0.0	300	60.2	1	0.3		*	Quasi-complete separation of data points detected.				*	ERROR: The mean parameter is either invalid or at a limit of its range for some observations.			0.00		Algorithm converged.	0.00	NE	0.9999	NE	>999.99		Algorithm converged.	0.00	NE
General disorders and administration site conditions	Inflammatory pain	Asia	140	28.3	0	0.0	139	27.9	0	0.0	NE			NE	NE	NE		NE	NE	NE	NE		NE	NE	NE	NE		NE		NE	NE	NE
General disorders and administration site conditions	Inflammatory pain	Rest of World	57	11.5	0	0.0	59	11.8	0	0.0	NE			NE	NE	NE		NE	NE	NE	NE		NE	NE	NE	NE		NE		NE	NE	NE
General disorders and administration site conditions	Influenza like illness	Western Europe/United States/Canada/Australia	298	60.2	3	1.0	300	60.2	2	0.7	1.52		Convergence criterion (GCONV=1E-8) satisfied.	0.25	9.13	0.003		Algorithm converged.	-0.011	0.018	1.51		Algorithm converged.	0.25	8.97	0.6503	NE	0.66		Algorithm converged.	0.11	3.93
General disorders and administration site conditions	Influenza like illness	Asia	140	28.3	0	0.0	139	27.9	2	1.4		*	Quasi-complete separation of data points detected.				*	WARNING: The relative Hessian convergence criterion of 12.308584972 is greater than the limit of 0.0001. The convergence is questionable.			0.00		Algorithm converged.	0.00	NE	0.9999		>999.99		Algorithm converged.	0.00	NE
General disorders and administration site conditions	Influenza like illness	Rest of World	57	11.5	0	0.0	59	11.8	0	0.0	NE			NE	NE	NE		NE	NE	NE	NE		NE	NE	NE	NE		NE		NE	NE	NE
General disorders and administration site conditions	Infusion site extravasation	Western Europe/United States/Canada/Australia	298	60.2	1	0.3	300	60.2	0	0.0		*	Quasi-complete separation of data points detected.				*	WARNING: The relative Hessian convergence criterion of 44.806790292 is greater than the limit of 0.0001. The convergence is questionable.			NE		Algorithm converged.	NE	NE	NE	NE	NE		Algorithm converged.	NE	NE
General disorders and administration site conditions	Infusion site extravasation	Asia	140	28.3	2	1.4	139	27.9	1	0.7	2.00		Convergence criterion (GCONV=1E-8) satisfied.	0.18	22.31	0.007		Algorithm converged.	-0.017	0.031	1.99		Algorithm converged.	0.18	21.65	0.5736		0.50		Algorithm converged.	0.05	5.49
General disorders and administration site conditions	Infusion site extravasation	Rest of World	57	11.5	0	0.0	59	11.8	0	0.0	NE			NE	NE	NE		NE	NE	NE	NE		NE	NE	NE	NE		NE		NE	NE	NE
General disorders and administration site conditions	Infusion site induration	Western Europe/United States/Canada/Australia	298	60.2	1	0.3	300	60.2	0	0.0		*	Quasi-complete separation of data points detected.				*	WARNING: Negative of Hessian not positive definite.			NE		Algorithm converged.	NE	NE	NE	NE	NE		Algorithm converged.	NE	NE
General disorders and administration site conditions	Infusion site induration	Asia	140	28.3	0	0.0	139	27.9	0	0.0	NE			NE	NE	NE		NE	NE	NE	NE		NE	NE	NE	NE		NE		NE	NE	NE
General disorders and administration site conditions	Infusion site induration	Rest of World	57	11.5	0	0.0	59	11.8	0	0.0	NE			NE	NE	NE		NE	NE	NE	NE		NE	NE	NE	NE		NE		NE	NE	NE
General disorders and administration site conditions	Infusion site pain	Western Europe/United States/Canada/Australia	298	60.2	1	0.3	300	60.2	0	0.0		*	Quasi-complete separation of data points detected.				*	WARNING: Negative of Hessian not positive definite.			NE		Algorithm converged.	NE	NE	NE	NE	NE		Algorithm converged.	NE	NE
General disorders and administration site conditions	Infusion site pain	Asia	140	28.3	0	0.0	139	27.9	0	0.0	NE			NE	NE	NE		NE	NE	NE	NE		NE	NE	NE	NE		NE		NE	NE	NE
General disorders and administration site conditions	Infusion site pain	Rest of World	57	11.5	0	0.0	59	11.8	0	0.0	NE			NE	NE	NE		NE	NE	NE	NE		NE	NE	NE	NE		NE		NE	NE	NE

General disorders and administration site conditions	Injection site extravasation	Western Europe/United States/Canada/Australia	298	60.2	0	0.0	300	60.2	1	0.3		*	Quasi-complete separation of data points detected.				*	ERROR: The mean parameter is either invalid or at a limit of its range for some observations.			0.00		Algorithm converged.	0.00	NE	0.9999	NE	>999.99		Algorithm converged.	0.00	NE
General disorders and administration site conditions	Injection site extravasation	Asia	140	28.3	0	0.0	139	27.9	0	0.0	NE			NE	NE	NE		NE	NE	NE	NE		NE	NE	NE	NE		NE		NE	NE	NE
General disorders and administration site conditions	Injection site extravasation	Rest of World	57	11.5	0	0.0	59	11.8	0	0.0	NE			NE	NE	NE		NE	NE	NE	NE		NE	NE	NE	NE		NE		NE	NE	NE
General disorders and administration site conditions	Injection site haemorrhage	Western Europe/United States/Canada/Australia	298	60.2	0	0.0	300	60.2	0	0.0	NE			NE	NE	NE		NE	NE	NE	NE		NE	NE	NE	NE	NE	NE		NE	NE	NE
General disorders and administration site conditions	Injection site haemorrhage	Asia	140	28.3	0	0.0	139	27.9	0	0.0	NE			NE	NE	NE		NE	NE	NE	NE		NE	NE	NE	NE		NE		NE	NE	NE
General disorders and administration site conditions	Injection site haemorrhage	Rest of World	57	11.5	1	1.8	59	11.8	0	0.0		*	Quasi-complete separation of data points detected.				*	ERROR: Error in computing the link function, its derivatives, or the variance function.			NE		Algorithm converged.	NE	NE	NE		NE		Algorithm converged.	NE	NE
General disorders and administration site conditions	Injection site pain	Western Europe/United States/Canada/Australia	298	60.2	0	0.0	300	60.2	1	0.3		*	Quasi-complete separation of data points detected.				*	ERROR: The mean parameter is either invalid or at a limit of its range for some observations.			0.00		Algorithm converged.	0.00	NE	0.9999	NE	>999.99		Algorithm converged.	0.00	NE
General disorders and administration site conditions	Injection site pain	Asia	140	28.3	0	0.0	139	27.9	0	0.0	NE			NE	NE	NE		NE	NE	NE	NE		NE	NE	NE	NE		NE		NE	NE	NE
General disorders and administration site conditions	Injection site pain	Rest of World	57	11.5	0	0.0	59	11.8	0	0.0	NE			NE	NE	NE		NE	NE	NE	NE		NE	NE	NE	NE		NE		NE	NE	NE
General disorders and administration site conditions	Injection site pruritus	Western Europe/United States/Canada/Australia	298	60.2	0	0.0	300	60.2	1	0.3		*	Quasi-complete separation of data points detected.				*	ERROR: The mean parameter is either invalid or at a limit of its range for some observations.			0.00		Algorithm converged.	0.00	NE	0.9999	NE	>999.99		Algorithm converged.	0.00	NE
General disorders and administration site conditions	Injection site pruritus	Asia	140	28.3	0	0.0	139	27.9	0	0.0	NE			NE	NE	NE		NE	NE	NE	NE		NE	NE	NE	NE		NE		NE	NE	NE
General disorders and administration site conditions	Injection site pruritus	Rest of World	57	11.5	0	0.0	59	11.8	0	0.0	NE			NE	NE	NE		NE	NE	NE	NE		NE	NE	NE	NE		NE		NE	NE	NE
General disorders and administration site conditions	Injection site reaction	Western Europe/United States/Canada/Australia	298	60.2	0	0.0	300	60.2	1	0.3		*	Quasi-complete separation of data points detected.				*	ERROR: The mean parameter is either invalid or at a limit of its range for some observations.			0.00		Algorithm converged.	0.00	NE	0.9999	NE	>999.99		Algorithm converged.	0.00	NE
General disorders and administration site conditions	Injection site reaction	Asia	140	28.3	1	0.7	139	27.9	2	1.4	0.49		Convergence criterion (GCONV=1E-8) satisfied.	0.04	5.50	-0.007		Algorithm converged.	-0.031	0.017	0.50		Algorithm converged.	0.05	5.41	0.5656		2.01		Algorithm converged.	0.18	21.96
General disorders and administration site conditions	Injection site reaction	Rest of World	57	11.5	0	0.0	59	11.8	0	0.0	NE			NE	NE	NE		NE	NE	NE	NE		NE	NE	NE	NE		NE		NE	NE	NE
General disorders and administration site conditions	Localised oedema	Western Europe/United States/Canada/Australia	298	60.2	1	0.3	300	60.2	2	0.7	0.50		Convergence criterion (GCONV=1E-8) satisfied.	0.05	5.56	-0.003		Algorithm converged.	-0.015	0.008	0.50		Algorithm converged.	0.05	5.52	0.5743	0.4237	1.99		Algorithm converged.	0.18	21.79
General disorders and administration site conditions	Localised oedema	Asia	140	28.3	1	0.7	139	27.9	0	0.0		*	Quasi-complete separation of data points detected.				*	WARNING: Negative of Hessian not positive definite.			NE		Algorithm converged.	NE	NE	NE		NE		Algorithm converged.	NE	NE
General disorders and administration site conditions	Localised oedema	Rest of World	57	11.5	0	0.0	59	11.8	0	0.0	NE			NE	NE	NE		NE	NE	NE	NE		NE	NE	NE	NE		NE		NE	NE	NE
General disorders and administration site conditions	Malaise	Western Europe/United States/Canada/Australia	298	60.2	11	3.7	300	60.2	7	2.3	1.60		Convergence criterion (GCONV=1E-8) satisfied.	0.61	4.20	0.014		Algorithm converged.	-0.014	0.041	1.58		Algorithm converged.	0.62	4.03	0.3358	NE	0.63		Algorithm converged.	0.25	1.61
General disorders and administration site conditions	Malaise	Asia	140	28.3	14	10.0	139	27.9	18	12.9	0.75		Convergence criterion (GCONV=1E-8) satisfied.	0.36	1.57	-0.029		Algorithm converged.	-0.104	0.045	0.77		Algorithm converged.	0.40	1.49	0.4412		1.29		Algorithm converged.	0.67	2.50
General disorders and administration site conditions	Malaise	Rest of World	57	11.5	0	0.0	59	11.8	0	0.0	NE			NE	NE	NE		NE	NE	NE	NE		NE	NE	NE	NE		NE		NE	NE	NE
General disorders and administration site conditions	Mucosal inflammation	Western Europe/United States/Canada/Australia	298	60.2	12	4.0	300	60.2	24	8.0	0.48		Convergence criterion (GCONV=1E-8) satisfied.	0.24	0.98	-0.040		Algorithm converged.	-0.078	-0.002	0.50		Algorithm converged.	0.26	0.99	0.0460	0.1865	1.99		Algorithm converged.	1.01	3.90
General disorders and administration site conditions	Mucosal inflammation	Asia	140	28.3	1	0.7	139	27.9	0	0.0		*	Quasi-complete separation of data points detected.				*	WARNING: Negative of Hessian not positive definite.			NE		Algorithm converged.	NE	NE	NE		NE		Algorithm converged.	NE	NE
General disorders and administration site conditions	Mucosal inflammation	Rest of World	57	11.5	2	3.5	59	11.8	1	1.7	2.11		Convergence criterion (GCONV=1E-8) satisfied.	0.19	23.92	0.018		Algorithm converged.	-0.040	0.076	2.07		Algorithm converged.	0.19	22.21	0.5478		0.48		Algorithm converged.	0.05	5.18
General disorders and administration site conditions	Multiple organ dysfunction syndrome	Western Europe/United States/Canada/Australia	298	60.2	0	0.0	300	60.2	0	0.0	NE			NE	NE	NE		NE	NE	NE	NE		NE	NE	NE	NE	NE	NE		NE	NE	NE
General disorders and administration site conditions	Multiple organ dysfunction syndrome	Asia	140	28.3	0	0.0	139	27.9	0	0.0	NE			NE	NE	NE		NE	NE	NE	NE		NE	NE	NE	NE		NE		NE	NE	NE
General disorders and administration site conditions	Multiple organ dysfunction syndrome	Rest of World	57	11.5	0	0.0	59	11.8	1	1.7		*	Quasi-complete separation of data points detected.				*	WARNING: The relative Hessian convergence criterion of 10.540168601 is greater than the limit of 0.0001. The convergence is questionable.			0.00		Algorithm converged.	0.00	NE	0.9999		>999.99		Algorithm converged.	0.00	NE
General disorders and administration site conditions	Nodule	Western Europe/United States/Canada/Australia	298	60.2	2	0.7	300	60.2	0	0.0		*	Quasi-complete separation of data points detected.				*	WARNING: Negative of Hessian not positive definite.			NE		Algorithm converged.	NE	NE	NE	NE	NE		Algorithm converged.	NE	NE
General disorders and administration site conditions	Nodule	Asia	140	28.3	0	0.0	139	27.9	0	0.0	NE			NE	NE	NE		NE	NE	NE	NE		NE	NE	NE	NE		NE		NE	NE	NE
General disorders and administration site conditions	Nodule	Rest of World	57	11.5	0	0.0	59	11.8	0	0.0	NE			NE	NE	NE		NE	NE	NE	NE		NE	NE	NE	NE		NE		NE	NE	NE
General disorders and administration site conditions	Non-cardiac chest pain	Western Europe/United States/Canada/Australia	298	60.2	4	1.3	300	60.2	8	2.7	0.50		Convergence criterion (GCONV=1E-8) satisfied.	0.15	1.67	-0.013		Algorithm converged.	-0.036	0.009	0.50		Algorithm converged.	0.15	1.65	0.2580	0.9075	1.99		Algorithm converged.	0.60	6.53
General disorders and administration site conditions	Non-cardiac chest pain	Asia	140	28.3	1	0.7	139	27.9	1	0.7	0.99		Convergence criterion (GCONV=1E-8) satisfied.	0.06	16.03	0.000		Algorithm converged.	-0.020	0.020	0.99		Algorithm converged.	0.06	15.72	0.9959		1.01		Algorithm converged.	0.06	15.94
General disorders and administration site conditions	Non-cardiac chest pain	Rest of World	57	11.5	0	0.0	59	11.8	0	0.0	NE			NE	NE	NE		NE	NE	NE	NE		NE	NE	NE	NE		NE		NE	NE	NE
General disorders and administration site conditions	Oedema	Western Europe/United States/Canada/Australia	298	60.2	4	1.3	300	60.2	2	0.7	2.03		Convergence criterion (GCONV=1E-8) satisfied.	0.37	11.15	0.007		Algorithm converged.	-0.009	0.023	2.01		Algorithm converged.	0.37	10.91	0.4169	0.6244	0.50		Algorithm converged.	0.09	2.69
General disorders and administration site conditions	Oedema	Asia	140	28.3	3	2.1	139	27.9	2	1.4	1.50		Convergence criterion (GCONV=1E-8) satisfied.	0.25	9.12	0.007		Algorithm converged.	-0.024	0.038	1.49		Algorithm converged.	0.25	8.78	0.6599		0.67		Algorithm converged.	0.11	3.96
General disorders and administration site conditions	Oedema	Rest of World	57	11.5	1	1.8	59	11.8	0	0.0		*	Quasi-complete separation of data points detected.				*	WARNING: The relative Hessian convergence criterion of 10.998844964 is greater than the limit of 0.0001. The convergence is questionable.			NE		Algorithm converged.	NE	NE	NE		NE		Algorithm converged.	NE	NE
General disorders and administration site conditions	Oedema peripheral	Western Europe/United States/Canada/Australia	298	60.2	36	12.1	300	60.2	31	10.3	1.19		Convergence criterion (GCONV=1E-8) satisfied.	0.72	1.98	0.017		Algorithm converged.	-0.033	0.068	1.17		Algorithm converged.	0.74	1.84	0.4988	0.2295	0.86		Algorithm converged.	0.54	1.35
General disorders and administration site conditions	Oedema peripheral	Asia	140	28.3	3	2.1	139	27.9	8	5.8	0.36		Convergence criterion (GCONV=1E-8) satisfied.	0.09	1.38	-0.036		Algorithm converged.	-0.082	0.009	0.37		Algorithm converged.	0.10	1.37	0.1381		2.69		Algorithm converged.	0.73	9.91
General disorders and administration site conditions	Oedema peripheral	Rest of World	57	11.5	3	5.3	59	11.8	3	5.1	1.04		Convergence criterion (GCONV=1E-8) satisfied.	0.20	5.36	0.002		Algorithm converged.	-0.079	0.082	1.04		Algorithm converged.	0.22	4.92	0.9654		0.97		Algorithm converged.	0.20	4.59
General disorders and administration site conditions	Pain	Western Europe/United States/Canada/Australia	298	60.2	8	2.7	300	60.2	11	3.7	0.72		Convergence criterion (GCONV=1E-8) satisfied.	0.29	1.83	-0.010		Algorithm converged.	-0.038	0.018	0.73		Algorithm converged.	0.30	1.79	0.4955	0.1703	1.37		Algorithm converged.	0.56	3.35
General disorders and administration site conditions	Pain	Asia	140	28.3	1	0.7	139	27.9	2	1.4	0.49		Convergence criterion (GCONV=1E-8) satisfied.	0.04	5.50	-0.007		Algorithm converged.	-0.031	0.017	0.50		Algorithm converged.	0.05	5.41	0.5656		2.01		Algorithm converged.	0.18	21.96
General disorders and administration site conditions	Pain	Rest of World	57	11.5	2	3.5	59	11.8	0	0.0		*	Quasi-complete separation of data points detected.				*	WARNING: The relative Hessian convergence criterion of 6.6720380513 is greater than the limit of 0.0001. The convergence is questionable.			NE		Algorithm converged.	NE	NE	NE		NE		Algorithm converged.	NE	NE
General disorders and administration site conditions	Peripheral swelling	Western Europe/United States/Canada/Australia	298	60.2	4	1.3	300	60.2	2	0.7	2.03		Convergence criterion (GCONV=1E-8) satisfied.	0.37	11.15	0.007		Algorithm converged.	-0.009	0.023	2.01		Algorithm converged.	0.37	10.91	0.4169	0.9997	0.50		Algorithm converged.	0.09	2.69
General disorders and administration site conditions	Peripheral swelling	Asia	140	28.3	0	0.0	139	27.9	0	0.0	NE			NE	NE	NE		NE	NE	NE	NE		NE	NE	NE	NE		NE		NE	NE	NE
General disorders and administration site conditions	Peripheral swelling	Rest of World	57	11.5	4	7.0	59	11.8	2	3.4	2.15		Convergence criterion (GCONV=1E-8) satisfied.	0.38	12.23	0.036		Algorithm converged.	-0.045	0.117	2.07		Algorithm converged.	0.39	10.86	0.3897		0.48		Algorithm converged.	0.09	2.54
General disorders and administration site conditions	Physical deconditioning	Western Europe/United States/Canada/Australia	298	60.2	0	0.0	300	60.2	1	0.3		*	Quasi-complete separation of data points detected.				*	ERROR: The mean parameter is either invalid or at a limit of its range for some observations.			0.00		Algorithm converged.	0.00	NE	0.9999	NE	>999.99		Algorithm converged.	0.00	NE
General disorders and administration site conditions	Physical deconditioning	Asia	140	28.3	0	0.0	139	27.9	0	0.0	NE			NE	NE	NE		NE	NE	NE	NE		NE	NE	NE	NE		NE		NE	NE	NE
General disorders and administration site conditions	Physical deconditioning	Rest of World	57	11.5	0	0.0	59	11.8	0	0.0	NE			NE	NE	NE		NE	NE	NE	NE		NE	NE	NE	NE		NE		NE	NE	NE
General disorders and administration site conditions	Pyrexia	Western Europe/United States/Canada/Australia	298	60.2	50	16.8	300	60.2	41	13.7	1.27		Convergence criterion (GCONV=1E-8) satisfied.	0.81	1.99	0.031		Algorithm converged.	-0.026	0.089	1.23		Algorithm converged.	0.84	1.80	0.2907	0.4333	0.81		Algorithm converged.	0.56	1.19
General disorders and administration site conditions	Pyrexia	Asia	140	28.3	25	17.9	139	27.9	28	20.1	0.86		Convergence criterion (GCONV=1E-8) satisfied.	0.47	1.57	-0.023		Algorithm converged.	-0.115	0.069	0.89		Algorithm converged.	0.55	1.44	0.6267		1.13		Algorithm converged.	0.69	1.83
General disorders and administration site conditions	Pyrexia	Rest of World	57	11.5	4	7.0	59	11.8	2	3.4	2.15		Convergence criterion (GCONV=1E-8) satisfied.	0.38	12.23	0.036		Algorithm converged.	-0.045	0.117	2.07		Algorithm converged.	0.39	10.86	0.3897		0.48		Algorithm converged.	0.09	2.54
General disorders and administration site conditions	Scar inflammation	Western Europe/United States/Canada/Australia	298	60.2	0	0.0	300	60.2	1	0.3		*	Quasi-complete separation of data points detected.				*	ERROR: The mean parameter is either invalid or at a limit of its range for some observations.			0.00		Algorithm converged.	0.00	NE	0.9999	NE	>999.99		Algorithm converged.	0.00	NE
General disorders and administration site conditions	Scar inflammation	Asia	140	28.3	0	0.0	139	27.9	0	0.0	NE			NE	NE	NE		NE	NE	NE	NE		NE	NE	NE	NE		NE		NE	NE	NE
General disorders and administration site conditions	Scar inflammation	Rest of World	57	11.5	0	0.0	59	11.8	0	0.0	NE			NE	NE	NE		NE	NE	NE	NE		NE	NE	NE	NE		NE		NE	NE	NE
General disorders and administration site conditions	Secretion discharge	Western Europe/United States/Canada/Australia	298	60.2	1	0.3	300	60.2	0	0.0		*	Quasi-complete separation of data points detected.				*	WARNING: Negative of Hessian not positive definite.			NE		Algorithm converged.	NE	NE	NE	NE	NE		Algorithm converged.	NE	NE
General disorders and administration site conditions	Secretion discharge	Asia	140	28.3	0	0.0	139	27.9	0	0.0	NE			NE	NE	NE		NE	NE	NE	NE		NE	NE	NE	NE		NE		NE	NE	NE
General disorders and administration site conditions	Secretion discharge	Rest of World	57	11.5	0	0.0	59	11.8	0	0.0	NE			NE	NE	NE		NE	NE	NE	NE		NE	NE	NE	NE		NE		NE	NE	NE
General disorders and administration site conditions	Sensation of foreign body	Western Europe/United States/Canada/Australia	298	60.2	0	0.0	300	60.2	0	0.0	NE			NE	NE	NE		NE	NE	NE	NE		NE	NE	NE	NE	NE	NE		NE	NE	NE
General disorders and administration site conditions	Sensation of foreign body	Asia	140	28.3	0	0.0	139	27.9	0	0.0	NE			NE	NE	NE		NE	NE	NE	NE		NE	NE	NE	NE		NE		NE	NE	NE
General disorders and administration site conditions	Sensation of foreign body	Rest of World	57	11.5	1	1.8	59	11.8	0	0.0		*	Quasi-complete separation of data points detected.				*	WARNING: The relative Hessian convergence criterion of 10.998844964 is greater than the limit of 0.0001. The convergence is questionable.			NE		Algorithm converged.	NE	NE	NE		NE		Algorithm converged.	NE	NE
General disorders and administration site conditions	Swelling	Western Europe/United States/Canada/Australia	298	60.2	1	0.3	300	60.2	2	0.7	0.50		Convergence criterion (GCONV=1E-8) satisfied.	0.05	5.56	-0.003		Algorithm converged.	-0.015	0.008	0.50		Algorithm converged.	0.05	5.52	0.5743	0.7090	1.99		Algorithm converged.	0.18	21.79
General disorders and administration site conditions	Swelling	Asia	140	28.3	0	0.0	139	27.9	1	0.7		*	Quasi-complete separation of data points detected.				*	WARNING: The relative Hessian convergence criterion of 19.480043432 is greater than the limit of 0.0001. The convergence is questionable.			0.00		Algorithm converged.	0.00	NE	0.9999		>999.99		Algorithm converged.	0.00	NE
General disorders and administration site conditions	Swelling	Rest of World	57	11.5	0	0.0	59	11.8	0	0.0	NE			NE	NE	NE		NE	NE	NE	NE		NE	NE	NE	NE		NE		NE	NE	NE
General disorders and administration site conditions	Swelling face	Western Europe/United States/Canada/Australia	298	60.2	1	0.3	300	60.2	2	0.7	0.50		Convergence criterion (GCONV=1E-8) satisfied.	0.05	5.56	-0.003		Algorithm converged.	-0.015	0.008	0.50		Algorithm converged.	0.05	5.52	0.5743	NE	1.99		Algorithm converged.	0.18	21.79
General disorders and administration site conditions	Swelling face	Asia	140	28.3	0	0.0	139	27.9	0	0.0	NE			NE	NE	NE		NE	NE	NE	NE		NE	NE	NE	NE		NE		NE	NE	NE
General disorders and administration site conditions	Swelling face	Rest of World	57	11.5	0	0.0	59	11.8	0	0.0	NE			NE	NE	NE		NE	NE	NE	NE		NE	NE	NE	NE		NE		NE	NE	NE
General disorders and administration site conditions	Ulcer	Western Europe/United States/Canada/Australia	298	60.2	1	0.3	300	60.2	0	0.0		*	Quasi-complete separation of data points detected.				*	WARNING: The relative Hessian convergence criterion of 44.806790292 is greater than the limit of 0.0001. The convergence is questionable.			NE		Algorithm converged.	NE	NE	NE	NE	NE		Algorithm converged.	NE	NE
General disorders and administration site conditions	Ulcer	Asia	140	28.3	0	0.0	139	27.9	0	0.0	NE			NE	NE	NE		NE	NE	NE	NE		NE	NE	NE	NE		NE		NE	NE	NE
General disorders and administration site conditions	Ulcer	Rest of World	57	11.5	0	0.0	59	11.8	0	0.0	NE			NE	NE	NE		NE	NE	NE	NE		NE	NE	NE	NE		NE		NE	NE	NE

General disorders and administration site conditions	Unevaluable event	Western Europe/United States/Canada/Australia	298	60.2	0	0.0	300	60.2	0	0.0	NE			NE	NE	NE		NE	NE	NE	NE		NE	NE	NE	NE	NE	NE		NE	NE	NE
General disorders and administration site conditions	Unevaluable event	Asia	140	28.3	2	1.4	139	27.9	0	0.0		*	Quasi-complete separation of data points detected.				*	ERROR: Error in computing the link function, its derivatives, or the variance function.			NE		Algorithm converged.	NE	NE	NE		NE		Algorithm converged.	NE	NE
General disorders and administration site conditions	Unevaluable event	Rest of World	57	11.5	0	0.0	59	11.8	0	0.0	NE			NE	NE	NE		NE	NE	NE	NE		NE	NE	NE	NE		NE		NE	NE	NE
General disorders and administration site conditions	Vaccination site pain	Western Europe/United States/Canada/Australia	298	60.2	0	0.0	300	60.2	1	0.3		*	Quasi-complete separation of data points detected.				*	ERROR: The mean parameter is either invalid or at a limit of its range for some observations.			0.00		Algorithm converged.	0.00	NE	0.9999	NE	>999.99		Algorithm converged.	0.00	NE
General disorders and administration site conditions	Vaccination site pain	Asia	140	28.3	0	0.0	139	27.9	0	0.0	NE			NE	NE	NE		NE	NE	NE	NE		NE	NE	NE	NE		NE		NE	NE	NE
General disorders and administration site conditions	Vaccination site pain	Rest of World	57	11.5	0	0.0	59	11.8	0	0.0	NE			NE	NE	NE		NE	NE	NE	NE		NE	NE	NE	NE		NE		NE	NE	NE
General disorders and administration site conditions	Vascular device occlusion	Western Europe/United States/Canada/Australia	298	60.2	1	0.3	300	60.2	0	0.0		*	Quasi-complete separation of data points detected.				*	WARNING: The relative Hessian convergence criterion of 44.806790292 is greater than the limit of 0.0001. The convergence is questionable.			NE		Algorithm converged.	NE	NE	NE	NE	NE		Algorithm converged.	NE	NE
General disorders and administration site conditions	Vascular device occlusion	Asia	140	28.3	0	0.0	139	27.9	0	0.0	NE			NE	NE	NE		NE	NE	NE	NE		NE	NE	NE	NE		NE		NE	NE	NE
General disorders and administration site conditions	Vascular device occlusion	Rest of World	57	11.5	1	1.8	59	11.8	0	0.0		*	Quasi-complete separation of data points detected.				*	ERROR: Error in computing the link function, its derivatives, or the variance function.			NE		Algorithm converged.	NE	NE	NE		NE		Algorithm converged.	NE	NE
General disorders and administration site conditions	Vascular stent thrombosis	Western Europe/United States/Canada/Australia	298	60.2	0	0.0	300	60.2	1	0.3		*	Quasi-complete separation of data points detected.				*	ERROR: The mean parameter is either invalid or at a limit of its range for some observations.			0.00		Algorithm converged.	0.00	NE	0.9999	NE	>999.99		Algorithm converged.	0.00	NE
General disorders and administration site conditions	Vascular stent thrombosis	Asia	140	28.3	0	0.0	139	27.9	0	0.0	NE			NE	NE	NE		NE	NE	NE	NE		NE	NE	NE	NE		NE		NE	NE	NE
General disorders and administration site conditions	Vascular stent thrombosis	Rest of World	57	11.5	0	0.0	59	11.8	0	0.0	NE			NE	NE	NE		NE	NE	NE	NE		NE	NE	NE	NE		NE		NE	NE	NE
General disorders and administration site conditions	Xerosis	Western Europe/United States/Canada/Australia	298	60.2	1	0.3	300	60.2	2	0.7	0.50		Convergence criterion (GCONV=1E-8) satisfied.	0.05	5.56	-0.003		Algorithm converged.	-0.015	0.008	0.50		Algorithm converged.	0.05	5.52	0.5743	NE	1.99		Algorithm converged.	0.18	21.79
General disorders and administration site conditions	Xerosis	Asia	140	28.3	0	0.0	139	27.9	0	0.0	NE			NE	NE	NE		NE	NE	NE	NE		NE	NE	NE	NE		NE		NE	NE	NE
General disorders and administration site conditions	Xerosis	Rest of World	57	11.5	0	0.0	59	11.8	0	0.0	NE			NE	NE	NE		NE	NE	NE	NE		NE	NE	NE	NE		NE		NE	NE	NE
Hepatobiliary disorders		Western Europe/United States/Canada/Australia	298	60.2	7	2.3	300	60.2	7	2.3	1.01		Convergence criterion (GCONV=1E-8) satisfied.	0.35	2.91	0.000		Algorithm converged.	-0.024	0.024	1.01		Algorithm converged.	0.36	2.83	0.9899	0.3510	0.99		Algorithm converged.	0.35	2.80
Hepatobiliary disorders		Asia	140	28.3	9	6.4	139	27.9	4	2.9	2.32		Convergence criterion (GCONV=1E-8) satisfied.	0.70	7.71	0.036		Algorithm converged.	-0.014	0.085	2.23		Algorithm converged.	0.70	7.08	0.1723		0.45		Algorithm converged.	0.14	1.42
Hepatobiliary disorders		Rest of World	57	11.5	1	1.8	59	11.8	0	0.0		*	Quasi-complete separation of data points detected.				*	ERROR: The mean parameter is either invalid or at a limit of its range for some observations.			NE		Algorithm converged.	NE	NE	NE		NE		Algorithm converged.	NE	NE
Hepatobiliary disorders	Bile duct stenosis	Western Europe/United States/Canada/Australia	298	60.2	0	0.0	300	60.2	1	0.3		*	Quasi-complete separation of data points detected.				*	ERROR: The mean parameter is either invalid or at a limit of its range for some observations.			0.00		Algorithm converged.	0.00	NE	0.9999	NE	>999.99		Algorithm converged.	0.00	NE
Hepatobiliary disorders	Bile duct stenosis	Asia	140	28.3	0	0.0	139	27.9	0	0.0	NE			NE	NE	NE		NE	NE	NE	NE		NE	NE	NE	NE		NE		NE	NE	NE
Hepatobiliary disorders	Bile duct stenosis	Rest of World	57	11.5	0	0.0	59	11.8	0	0.0	NE			NE	NE	NE		NE	NE	NE	NE		NE	NE	NE	NE		NE		NE	NE	NE
Hepatobiliary disorders	Bile duct stone	Western Europe/United States/Canada/Australia	298	60.2	1	0.3	300	60.2	0	0.0		*	Quasi-complete separation of data points detected.				*	WARNING: Negative of Hessian not positive definite.			NE		Algorithm converged.	NE	NE	NE	NE	NE		Algorithm converged.	NE	NE
Hepatobiliary disorders	Bile duct stone	Asia	140	28.3	0	0.0	139	27.9	0	0.0	NE			NE	NE	NE		NE	NE	NE	NE		NE	NE	NE	NE		NE		NE	NE	NE
Hepatobiliary disorders	Bile duct stone	Rest of World	57	11.5	0	0.0	59	11.8	0	0.0	NE			NE	NE	NE		NE	NE	NE	NE		NE	NE	NE	NE		NE		NE	NE	NE
Hepatobiliary disorders	Biliary colic	Western Europe/United States/Canada/Australia	298	60.2	0	0.0	300	60.2	1	0.3		*	Quasi-complete separation of data points detected.				*	ERROR: The mean parameter is either invalid or at a limit of its range for some observations.			0.00		Algorithm converged.	0.00	NE	0.9999	NE	>999.99		Algorithm converged.	0.00	NE
Hepatobiliary disorders	Biliary colic	Asia	140	28.3	0	0.0	139	27.9	0	0.0	NE			NE	NE	NE		NE	NE	NE	NE		NE	NE	NE	NE		NE		NE	NE	NE
Hepatobiliary disorders	Biliary colic	Rest of World	57	11.5	0	0.0	59	11.8	0	0.0	NE			NE	NE	NE		NE	NE	NE	NE		NE	NE	NE	NE		NE		NE	NE	NE
Hepatobiliary disorders	Biliary obstruction	Western Europe/United States/Canada/Australia	298	60.2	0	0.0	300	60.2	0	0.0	NE			NE	NE	NE		NE	NE	NE	NE		NE	NE	NE	NE	NE	NE		NE	NE	NE
Hepatobiliary disorders	Biliary obstruction	Asia	140	28.3	0	0.0	139	27.9	0	0.0	NE			NE	NE	NE		NE	NE	NE	NE		NE	NE	NE	NE		NE		NE	NE	NE
Hepatobiliary disorders	Biliary obstruction	Rest of World	57	11.5	1	1.8	59	11.8	0	0.0		*	Quasi-complete separation of data points detected.				*	ERROR: The mean parameter is either invalid or at a limit of its range for some observations.			NE		Algorithm converged.	NE	NE	NE		NE		Algorithm converged.	NE	NE
Hepatobiliary disorders	Cholangitis	Western Europe/United States/Canada/Australia	298	60.2	1	0.3	300	60.2	0	0.0		*	Quasi-complete separation of data points detected.				*	WARNING: The relative Hessian convergence criterion of 44.806790292 is greater than the limit of 0.0001. The convergence is questionable.			NE		Algorithm converged.	NE	NE	NE	NE	NE		Algorithm converged.	NE	NE
Hepatobiliary disorders	Cholangitis	Asia	140	28.3	0	0.0	139	27.9	1	0.7		*	Quasi-complete separation of data points detected.				*	WARNING: The relative Hessian convergence criterion of 19.480043432 is greater than the limit of 0.0001. The convergence is questionable.			0.00		Algorithm converged.	0.00	NE	0.9999		>999.99		Algorithm converged.	0.00	NE
Hepatobiliary disorders	Cholangitis	Rest of World	57	11.5	0	0.0	59	11.8	0	0.0	NE			NE	NE	NE		NE	NE	NE	NE		NE	NE	NE	NE		NE		NE	NE	NE
Hepatobiliary disorders	Cholecystitis	Western Europe/United States/Canada/Australia	298	60.2	0	0.0	300	60.2	1	0.3		*	Quasi-complete separation of data points detected.				*	ERROR: The mean parameter is either invalid or at a limit of its range for some observations.			0.00		Algorithm converged.	0.00	NE	0.9999	NE	>999.99		Algorithm converged.	0.00	NE
Hepatobiliary disorders	Cholecystitis	Asia	140	28.3	0	0.0	139	27.9	0	0.0	NE			NE	NE	NE		NE	NE	NE	NE		NE	NE	NE	NE		NE		NE	NE	NE
Hepatobiliary disorders	Cholecystitis	Rest of World	57	11.5	0	0.0	59	11.8	0	0.0	NE			NE	NE	NE		NE	NE	NE	NE		NE	NE	NE	NE		NE		NE	NE	NE
Hepatobiliary disorders	Cholecystitis acute	Western Europe/United States/Canada/Australia	298	60.2	1	0.3	300	60.2	0	0.0		*	Quasi-complete separation of data points detected.				*	WARNING: Negative of Hessian not positive definite.			NE		Algorithm converged.	NE	NE	NE	NE	NE		Algorithm converged.	NE	NE
Hepatobiliary disorders	Cholecystitis acute	Asia	140	28.3	0	0.0	139	27.9	0	0.0	NE			NE	NE	NE		NE	NE	NE	NE		NE	NE	NE	NE		NE		NE	NE	NE
Hepatobiliary disorders	Cholecystitis acute	Rest of World	57	11.5	0	0.0	59	11.8	0	0.0	NE			NE	NE	NE		NE	NE	NE	NE		NE	NE	NE	NE		NE		NE	NE	NE
Hepatobiliary disorders	Cholecystitis chronic	Western Europe/United States/Canada/Australia	298	60.2	0	0.0	300	60.2	1	0.3		*	Quasi-complete separation of data points detected.				*	ERROR: The mean parameter is either invalid or at a limit of its range for some observations.			0.00		Algorithm converged.	0.00	NE	0.9999	NE	>999.99		Algorithm converged.	0.00	NE
Hepatobiliary disorders	Cholecystitis chronic	Asia	140	28.3	0	0.0	139	27.9	0	0.0	NE			NE	NE	NE		NE	NE	NE	NE		NE	NE	NE	NE		NE		NE	NE	NE
Hepatobiliary disorders	Cholecystitis chronic	Rest of World	57	11.5	0	0.0	59	11.8	0	0.0	NE			NE	NE	NE		NE	NE	NE	NE		NE	NE	NE	NE		NE		NE	NE	NE
Hepatobiliary disorders	Cholelithiasis	Western Europe/United States/Canada/Australia	298	60.2	0	0.0	300	60.2	0	0.0	NE			NE	NE	NE		NE	NE	NE	NE		NE	NE	NE	NE	NE	NE		NE	NE	NE
Hepatobiliary disorders	Cholelithiasis	Asia	140	28.3	1	0.7	139	27.9	0	0.0		*	Quasi-complete separation of data points detected.				*	WARNING: Negative of Hessian not positive definite.			NE		Algorithm converged.	NE	NE	NE		NE		Algorithm converged.	NE	NE
Hepatobiliary disorders	Cholelithiasis	Rest of World	57	11.5	0	0.0	59	11.8	0	0.0	NE			NE	NE	NE		NE	NE	NE	NE		NE	NE	NE	NE		NE		NE	NE	NE
Hepatobiliary disorders	Cholestasis	Western Europe/United States/Canada/Australia	298	60.2	2	0.7	300	60.2	0	0.0		*	Quasi-complete separation of data points detected.				*	WARNING: Negative of Hessian not positive definite.			NE		Algorithm converged.	NE	NE	NE	NE	NE		Algorithm converged.	NE	NE
Hepatobiliary disorders	Cholestasis	Asia	140	28.3	0	0.0	139	27.9	0	0.0	NE			NE	NE	NE		NE	NE	NE	NE		NE	NE	NE	NE		NE		NE	NE	NE
Hepatobiliary disorders	Cholestasis	Rest of World	57	11.5	0	0.0	59	11.8	0	0.0	NE			NE	NE	NE		NE	NE	NE	NE		NE	NE	NE	NE		NE		NE	NE	NE
Hepatobiliary disorders	Hepatic cytolysis	Western Europe/United States/Canada/Australia	298	60.2	2	0.7	300	60.2	0	0.0		*	Quasi-complete separation of data points detected.				*	WARNING: Negative of Hessian not positive definite.			NE		Algorithm converged.	NE	NE	NE	NE	NE		Algorithm converged.	NE	NE
Hepatobiliary disorders	Hepatic cytolysis	Asia	140	28.3	0	0.0	139	27.9	0	0.0	NE			NE	NE	NE		NE	NE	NE	NE		NE	NE	NE	NE		NE		NE	NE	NE
Hepatobiliary disorders	Hepatic cytolysis	Rest of World	57	11.5	0	0.0	59	11.8	0	0.0	NE			NE	NE	NE		NE	NE	NE	NE		NE	NE	NE	NE		NE		NE	NE	NE
Hepatobiliary disorders	Hepatic function abnormal	Western Europe/United States/Canada/Australia	298	60.2	0	0.0	300	60.2	0	0.0	NE			NE	NE	NE		NE	NE	NE	NE		NE	NE	NE	NE	NE	NE		NE	NE	NE
Hepatobiliary disorders	Hepatic function abnormal	Asia	140	28.3	5	3.6	139	27.9	1	0.7	5.11		Convergence criterion (GCONV=1E-8) satisfied.	0.59	44.32	0.029		Algorithm converged.	-0.005	0.062	4.96		Algorithm converged.	0.59	41.95	0.1412		0.20		Algorithm converged.	0.02	1.70
Hepatobiliary disorders	Hepatic function abnormal	Rest of World	57	11.5	0	0.0	59	11.8	0	0.0	NE			NE	NE	NE		NE	NE	NE	NE		NE	NE	NE	NE		NE		NE	NE	NE
Hepatobiliary disorders	Hepatic pain	Western Europe/United States/Canada/Australia	298	60.2	0	0.0	300	60.2	0	0.0	NE			NE	NE	NE		NE	NE	NE	NE		NE	NE	NE	NE	NE	NE		NE	NE	NE
Hepatobiliary disorders	Hepatic pain	Asia	140	28.3	1	0.7	139	27.9	1	0.7	0.99		Convergence criterion (GCONV=1E-8) satisfied.	0.06	16.03	0.000		Algorithm converged.	-0.020	0.020	0.99		Algorithm converged.	0.06	15.72	0.9959		1.01		Algorithm converged.	0.06	15.94
Hepatobiliary disorders	Hepatic pain	Rest of World	57	11.5	0	0.0	59	11.8	0	0.0	NE			NE	NE	NE		NE	NE	NE	NE		NE	NE	NE	NE		NE		NE	NE	NE
Hepatobiliary disorders	Hepatic steatosis	Western Europe/United States/Canada/Australia	298	60.2	1	0.3	300	60.2	0	0.0		*	Quasi-complete separation of data points detected.				*	WARNING: Negative of Hessian not positive definite.			NE		Algorithm converged.	NE	NE	NE	NE	NE		Algorithm converged.	NE	NE
Hepatobiliary disorders	Hepatic steatosis	Asia	140	28.3	0	0.0	139	27.9	0	0.0	NE			NE	NE	NE		NE	NE	NE	NE		NE	NE	NE	NE		NE		NE	NE	NE
Hepatobiliary disorders	Hepatic steatosis	Rest of World	57	11.5	0	0.0	59	11.8	0	0.0	NE			NE	NE	NE		NE	NE	NE	NE		NE	NE	NE	NE		NE		NE	NE	NE
Hepatobiliary disorders	Hyperbilirubinaemia	Western Europe/United States/Canada/Australia	298	60.2	1	0.3	300	60.2	1	0.3	1.01		Convergence criterion (GCONV=1E-8) satisfied.	0.06	16.17	0.000		Algorithm converged.	-0.009	0.009	1.01		Algorithm converged.	0.06	16.02	0.9962	0.4237	0.99		Algorithm converged.	0.06	15.81
Hepatobiliary disorders	Hyperbilirubinaemia	Asia	140	28.3	2	1.4	139	27.9	0	0.0		*	Quasi-complete separation of data points detected.				*	ERROR: Error in computing the link function, its derivatives, or the variance function.			NE		Algorithm converged.	NE	NE	NE		NE		Algorithm converged.	NE	NE
Hepatobiliary disorders	Hyperbilirubinaemia	Rest of World	57	11.5	0	0.0	59	11.8	0	0.0	NE			NE	NE	NE		NE	NE	NE	NE		NE	NE	NE	NE		NE		NE	NE	NE
Hepatobiliary disorders	Hypertransaminasaemia	Western Europe/United States/Canada/Australia	298	60.2	0	0.0	300	60.2	2	0.7		*	Quasi-complete separation of data points detected.				*	ERROR: The mean parameter is either invalid or at a limit of its range for some observations.			0.00		Algorithm converged.	0.00	NE	0.9999	NE	>999.99		Algorithm converged.	0.00	NE
Hepatobiliary disorders	Hypertransaminasaemia	Asia	140	28.3	0	0.0	139	27.9	0	0.0	NE			NE	NE	NE		NE	NE	NE	NE		NE	NE	NE	NE		NE		NE	NE	NE
Hepatobiliary disorders	Hypertransaminasaemia	Rest of World	57	11.5	0	0.0	59	11.8	0	0.0	NE			NE	NE	NE		NE	NE	NE	NE		NE	NE	NE	NE		NE		NE	NE	NE
Hepatobiliary disorders	Liver injury	Western Europe/United States/Canada/Australia	298	60.2	0	0.0	300	60.2	0	0.0	NE			NE	NE	NE		NE	NE	NE	NE		NE	NE	NE	NE	NE	NE		NE	NE	NE
Hepatobiliary disorders	Liver injury	Asia	140	28.3	0	0.0	139	27.9	1	0.7		*	Quasi-complete separation of data points detected.				*	WARNING: The relative Hessian convergence criterion of 19.480043228 is greater than the limit of 0.0001. The convergence is questionable.			0.00		Algorithm converged.	0.00	NE	0.9999		>999.99		Algorithm converged.	0.00	NE
Hepatobiliary disorders	Liver injury	Rest of World	57	11.5	0	0.0	59	11.8	0	0.0	NE			NE	NE	NE		NE	NE	NE	NE		NE	NE	NE	NE		NE		NE	NE	NE
Immune system disorders		Western Europe/United States/Canada/Australia	298	60.2	9	3.0	300	60.2	9	3.0	1.01		Convergence criterion (GCONV=1E-8) satisfied.	0.39	2.57	0.000		Algorithm converged.	-0.027	0.028	1.01		Algorithm converged.	0.41	2.50	0.9885	0.4415	0.99		Algorithm converged.	0.40	2.47
Immune system disorders		Asia	140	28.3	2	1.4	139	27.9	5	3.6	0.39		Convergence criterion (GCONV=1E-8) satisfied.	0.07	2.04	-0.022		Algorithm converged.	-0.058	0.015	0.40		Algorithm converged.	0.08	2.01	0.2648		2.52		Algorithm converged.	0.50	12.76
Immune system disorders		Rest of World	57	11.5	2	3.5	59	11.8	1	1.7	2.11		Convergence criterion (GCONV=1E-8) satisfied.	0.19	23.92	0.018		Algorithm converged.	-0.040	0.076	2.07		Algorithm converged.	0.19	22.21	0.5478		0.48		Algorithm converged.	0.05	5.18
Immune system disorders	Contrast media allergy	Western Europe/United States/Canada/Australia	298	60.2	1	0.3	300	60.2	1	0.3	1.01		Convergence criterion (GCONV=1E-8) satisfied.	0.06	16.17	0.000		Algorithm converged.	-0.009	0.009	1.01		Algorithm converged.	0.06	16.02	0.9962	0.4223	0.99		Algorithm converged.	0.06	15.81
Immune system disorders	Contrast media allergy	Asia	140	28.3	0	0.0	139	27.9	1	0.7		*	Quasi-complete separation of data points detected.				*	WARNING: The relative Hessian convergence criterion of 19.480043432 is greater than the limit of 0.0001. The convergence is questionable.			0.00		Algorithm converged.	0.00	NE	0.9999		>999.99		Algorithm converged.	0.00	NE
Immune system disorders	Contrast media allergy	Rest of World	57	11.5	0	0.0	59	11.8	1	1.7		*	Quasi-complete separation of data points detected.				*	WARNING: The relative Hessian convergence criterion of 10.540168611 is greater than the limit of 0.0001. The convergence is questionable.			0.00		Algorithm converged.	0.00	NE	0.9999		>999.99		Algorithm converged.	0.00	NE
Immune system disorders	Drug hypersensitivity	Western Europe/United States/Canada/Australia	298	60.2	0	0.0	300	60.2	1	0.3		*	Quasi-complete separation of data points detected.				*	ERROR: The mean parameter is either invalid or at a limit of its range for some observations.			0.00		Algorithm converged.	0.00	NE	0.9999	NE	>999.99		Algorithm converged.	0.00	NE
Immune system disorders	Drug hypersensitivity	Asia	140	28.3	0	0.0	139	27.9	0	0.0	NE			NE	NE	NE		NE	NE	NE	NE		NE	NE	NE	NE		NE		NE	NE	NE
Immune system disorders	Drug hypersensitivity	Rest of World	57	11.5	1	1.8	59	11.8	0	0.0		*	Quasi-complete separation of data points detected.				*	ERROR: Error in computing the link function, its derivatives, or the variance function.			NE		Algorithm converged.	NE	NE	NE		NE		Algorithm converged.	NE	NE
Immune system disorders	Food allergy	Western Europe/United States/Canada/Australia	298	60.2	0	0.0	300	60.2	0	0.0	NE			NE	NE	NE		NE	NE	NE	NE		NE	NE	NE	NE	NE	NE		NE	NE	NE
Immune system disorders	Food allergy	Asia	140	28.3	0	0.0	139	27.9	0	0.0	NE			NE	NE	NE		NE	NE	NE	NE		NE	NE	NE	NE		NE		NE	NE	NE
Immune system disorders	Food allergy	Rest of World	57	11.5	1	1.8	59	11.8	0	0.0		*	Quasi-complete separation of data points detected.				*	WARNING: The relative Hessian convergence criterion of 10.998844954 is greater than the limit of 0.0001. The convergence is questionable.			NE		Algorithm converged.	NE	NE	NE		NE		Algorithm converged.	NE	NE
Immune system disorders	Haemophagocytic lymphohistiocytosis	Western Europe/United States/Canada/Australia	298	60.2	0	0.0	300	60.2	1	0.3		*	Quasi-complete separation of data points detected.				*	ERROR: The mean parameter is either invalid or at a limit of its range for some observations.			0.00		Algorithm converged.	0.00	NE	0.9999	NE	>999.99		Algorithm converged.	0.00	NE
Immune system disorders	Haemophagocytic lymphohistiocytosis	Asia	140	28.3	0	0.0	139	27.9	0	0.0	NE			NE	NE	NE		NE	NE	NE	NE		NE	NE	NE	NE		NE		NE	NE	NE
Immune system disorders	Haemophagocytic lymphohistiocytosis	Rest of World	57	11.5	0	0.0	59	11.8	0	0.0	NE			NE	NE	NE		NE	NE	NE	NE		NE	NE	NE	NE		NE		NE	NE	NE
Immune system disorders	Hypersensitivity	Western Europe/United States/Canada/Australia	298	60.2	3	1.0	300	60.2	3	1.0	1.01		Convergence criterion (GCONV=1E-8) satisfied.	0.20	5.03	0.000		Algorithm converged.	-0.016	0.016	1.01		Algorithm converged.	0.20	4.95	0.9934	NE	0.99		Algorithm converged.	0.20	4.88
Immune system disorders	Hypersensitivity	Asia	140	28.3	0	0.0	139	27.9	0	0.0	NE			NE	NE	NE		NE	NE	NE	NE		NE	NE	NE	NE		NE		NE	NE	NE
Immune system disorders	Hypersensitivity	Rest of World	57	11.5	0	0.0	59	11.8	0	0.0	NE			NE	NE	NE		NE	NE	NE	NE		NE	NE	NE	NE		NE		NE	NE	NE
Immune system disorders	Hypogammaglobulinaemia	Western Europe/United States/Canada/Australia	298	60.2	3	1.0	300	60.2	0	0.0		*	Quasi-complete separation of data points detected.				*	WARNING: Negative of Hessian not positive definite.			NE		Algorithm converged.	NE	NE	NE	NE	NE		Algorithm converged.	NE	NE
Immune system disorders	Hypogammaglobulinaemia	Asia	140	28.3	2	1.4	139	27.9	3	2.2	0.66		Convergence criterion (GCONV=1E-8) satisfied.	0.11	3.99	-0.007		Algorithm converged.	-0.038	0.024	0.66		Algorithm converged.	0.11	3.90	0.6484		1.51		Algorithm converged.	0.26	8.90
Immune system disorders	Hypogammaglobulinaemia	Rest of World	57	11.5	0	0.0	59	11.8	0	0.0	NE			NE	NE	NE		NE	NE	NE	NE		NE	NE	NE	NE		NE		NE	NE	NE
Immune system disorders	Sarcoidosis	Western Europe/United States/Canada/Australia	298	60.2	0	0.0	300	60.2	1	0.3		*	Quasi-complete separation of data points detected.				*	ERROR: The mean parameter is either invalid or at a limit of its range for some observations.			0.00		Algorithm converged.	0.00	NE	0.9999	NE	>999.99		Algorithm converged.	0.00	NE
Immune system disorders	Sarcoidosis	Asia	140	28.3	0	0.0	139	27.9	0	0.0	NE			NE	NE	NE		NE	NE	NE	NE		NE	NE	NE	NE		NE		NE	NE	NE
Immune system disorders	Sarcoidosis	Rest of World	57	11.5	0	0.0	59	11.8	0	0.0	NE			NE	NE	NE		NE	NE	NE	NE		NE	NE	NE	NE		NE		NE	NE	NE
Immune system disorders	Seasonal allergy	Western Europe/United States/Canada/Australia	298	60.2	2	0.7	300	60.2	3	1.0	0.67		Convergence criterion (GCONV=1E-8) satisfied.	0.11	4.03	-0.003		Algorithm converged.	-0.018	0.011	0.67		Algorithm converged.	0.11	3.99	0.6610	NE	1.49		Algorithm converged.	0.25	8.85
Immune system disorders	Seasonal allergy	Asia	140	28.3	0	0.0	139	27.9	1	0.7		*	Quasi-complete separation of data points detected.				*	WARNING: The relative Hessian convergence criterion of 19.480043228 is greater than the limit of 0.0001. The convergence is questionable.			0.00		Algorithm converged.	0.00	NE	0.9999		>999.99		Algorithm converged.	0.00	NE
Immune system disorders	Seasonal allergy	Rest of World	57	11.5	0	0.0	59	11.8	0	0.0	NE			NE	NE	NE		NE	NE	NE	NE		NE	NE	NE	NE		NE		NE	NE	NE
Infections and infestations		Western Europe/United States/Canada/Australia	298	60.2	151	50.7	300	60.2	127	42.3	1.40		Convergence criterion (GCONV=1E-8) satisfied.	1.01	1.93	0.083		Algorithm converged.	0.004	0.163	1.20		Algorithm converged.	1.01	1.42	0.0419	0.1025	0.84		Algorithm converged.	0.70	0.99
Infections and infestations		Asia	140	28.3	58	41.4	139	27.9	67	48.2	0.76		Convergence criterion (GCONV=1E-8) satisfied.	0.47	1.22	-0.068		Algorithm converged.	-0.184	0.049	0.86		Algorithm converged.	0.66	1.12	0.2568		1.16		Algorithm converged.	0.90	1.51
Infections and infestations		Rest of World	57	11.5	28	49.1	59	11.8	24	40.7	1.41		Convergence criterion (GCONV=1E-8) satisfied.	0.68	2.93	0.084		Algorithm converged.	-0.096	0.265	1.21		Algorithm converged.	0.80	1.81	0.3624		0.83		Algorithm converged.	0.55	1.24
Infections and infestations	Abdominal abscess	Western Europe/United States/Canada/Australia	298	60.2	1	0.3	300	60.2	0	0.0		*	Quasi-complete separation of data points detected.				*	WARNING: The relative Hessian convergence criterion of 44.806790292 is greater than the limit of 0.0001. The convergence is questionable.			NE		Algorithm converged.	NE	NE	NE	NE	NE		Algorithm converged.	NE	NE
Infections and infestations	Abdominal abscess	Asia	140	28.3	0	0.0	139	27.9	0	0.0	NE			NE	NE	NE		NE	NE	NE	NE		NE	NE	NE	NE		NE		NE	NE	NE
Infections and infestations	Abdominal abscess	Rest of World	57	11.5	0	0.0	59	11.8	0	0.0	NE			NE	NE	NE		NE	NE	NE	NE		NE	NE	NE	NE		NE		NE	NE	NE
Infections and infestations	Abdominal infection	Western Europe/United States/Canada/Australia	298	60.2	0	0.0	300	60.2	1	0.3		*	Quasi-complete separation of data points detected.				*	ERROR: The mean parameter is either invalid or at a limit of its range for some observations.			0.00		Algorithm converged.	0.00	NE	0.9999	NE	>999.99		Algorithm converged.	0.00	NE
Infections and infestations	Abdominal infection	Asia	140	28.3	0	0.0	139	27.9	1	0.7		*	Quasi-complete separation of data points detected.				*	WARNING: The relative Hessian convergence criterion of 19.480043296 is greater than the limit of 0.0001. The convergence is questionable.			0.00		Algorithm converged.	0.00	NE	0.9999		>999.99		Algorithm converged.	0.00	NE
Infections and infestations	Abdominal infection	Rest of World	57	11.5	0	0.0	59	11.8	0	0.0	NE			NE	NE	NE		NE	NE	NE	NE		NE	NE	NE	NE		NE		NE	NE	NE
Infections and infestations	Abscess	Western Europe/United States/Canada/Australia	298	60.2	0	0.0	300	60.2	1	0.3		*	Quasi-complete separation of data points detected.				*	ERROR: The mean parameter is either invalid or at a limit of its range for some observations.			0.00		Algorithm converged.	0.00	NE	0.9999	NE	>999.99		Algorithm converged.	0.00	NE
Infections and infestations	Abscess	Asia	140	28.3	0	0.0	139	27.9	0	0.0	NE			NE	NE	NE		NE	NE	NE	NE		NE	NE	NE	NE		NE		NE	NE	NE
Infections and infestations	Abscess	Rest of World	57	11.5	0	0.0	59	11.8	0	0.0	NE			NE	NE	NE		NE	NE	NE	NE		NE	NE	NE	NE		NE		NE	NE	NE
Infections and infestations	Actinomycotic abdominal infection	Western Europe/United States/Canada/Australia	298	60.2	0	0.0	300	60.2	1	0.3		*	Quasi-complete separation of data points detected.				*	ERROR: The mean parameter is either invalid or at a limit of its range for some observations.			0.00		Algorithm converged.	0.00	NE	0.9999	NE	>999.99		Algorithm converged.	0.00	NE
Infections and infestations	Actinomycotic abdominal infection	Asia	140	28.3	0	0.0	139	27.9	0	0.0	NE			NE	NE	NE		NE	NE	NE	NE		NE	NE	NE	NE		NE		NE	NE	NE
Infections and infestations	Actinomycotic abdominal infection	Rest of World	57	11.5	0	0.0	59	11.8	0	0.0	NE			NE	NE	NE		NE	NE	NE	NE		NE	NE	NE	NE		NE		NE	NE	NE
Infections and infestations	Acute sinusitis	Western Europe/United States/Canada/Australia	298	60.2	0	0.0	300	60.2	0	0.0	NE			NE	NE	NE		NE	NE	NE	NE		NE	NE	NE	NE	NE	NE		NE	NE	NE
Infections and infestations	Acute sinusitis	Asia	140	28.3	0	0.0	139	27.9	0	0.0	NE			NE	NE	NE		NE	NE	NE	NE		NE	NE	NE	NE		NE		NE	NE	NE
Infections and infestations	Acute sinusitis	Rest of World	57	11.5	0	0.0	59	11.8	1	1.7		*	Quasi-complete separation of data points detected.				*	WARNING: The relative Hessian convergence criterion of 10.540168601 is greater than the limit of 0.0001. The convergence is questionable.			0.00		Algorithm converged.	0.00	NE	0.9999		>999.99		Algorithm converged.	0.00	NE
Infections and infestations	Anal fistula infection	Western Europe/United States/Canada/Australia	298	60.2	0	0.0	300	60.2	0	0.0	NE			NE	NE	NE		NE	NE	NE	NE		NE	NE	NE	NE	NE	NE		NE	NE	NE
Infections and infestations	Anal fistula infection	Asia	140	28.3	1	0.7	139	27.9	0	0.0		*	Quasi-complete separation of data points detected.				*	WARNING: Negative of Hessian not positive definite.			NE		Algorithm converged.	NE	NE	NE		NE		Algorithm converged.	NE	NE
Infections and infestations	Anal fistula infection	Rest of World	57	11.5	0	0.0	59	11.8	0	0.0	NE			NE	NE	NE		NE	NE	NE	NE		NE	NE	NE	NE		NE		NE	NE	NE
Infections and infestations	Anorectal infection	Western Europe/United States/Canada/Australia	298	60.2	2	0.7	300	60.2	0	0.0		*	Quasi-complete separation of data points detected.				*	WARNING: Negative of Hessian not positive definite.			NE		Algorithm converged.	NE	NE	NE	NE	NE		Algorithm converged.	NE	NE
Infections and infestations	Anorectal infection	Asia	140	28.3	0	0.0	139	27.9	0	0.0	NE			NE	NE	NE		NE	NE	NE	NE		NE	NE	NE	NE		NE		NE	NE	NE
Infections and infestations	Anorectal infection	Rest of World	57	11.5	0	0.0	59	11.8	0	0.0	NE			NE	NE	NE		NE	NE	NE	NE		NE	NE	NE	NE		NE		NE	NE	NE
Infections and infestations	Appendicitis	Western Europe/United States/Canada/Australia	298	60.2	1	0.3	300	60.2	0	0.0		*	Quasi-complete separation of data points detected.				*	WARNING: Negative of Hessian not positive definite.			NE		Algorithm converged.	NE	NE	NE	NE	NE		Algorithm converged.	NE	NE
Infections and infestations	Appendicitis	Asia	140	28.3	0	0.0	139	27.9	0	0.0	NE			NE	NE	NE		NE	NE	NE	NE		NE	NE	NE	NE		NE		NE	NE	NE
Infections and infestations	Appendicitis	Rest of World	57	11.5	0	0.0	59	11.8	0	0.0	NE			NE	NE	NE		NE	NE	NE	NE		NE	NE	NE	NE		NE		NE	NE	NE
Infections and infestations	Aspergillus infection	Western Europe/United States/Canada/Australia	298	60.2	1	0.3	300	60.2	0	0.0		*	Quasi-complete separation of data points detected.				*	WARNING: Negative of Hessian not positive definite.			NE		Algorithm converged.	NE	NE	NE	NE	NE		Algorithm converged.	NE	NE
Infections and infestations	Aspergillus infection	Asia	140	28.3	0	0.0	139	27.9	0	0.0	NE			NE	NE	NE		NE	NE	NE	NE		NE	NE	NE	NE		NE		NE	NE	NE

Infections and infestations	Aspergillus infection	Rest of World	57	11.5	0	0.0	59	11.8	0	0.0	NE			NE	NE	NE		NE	NE	NE	NE		NE	NE	NE	NE		NE		NE	NE	NE
Infections and infestations	Atypical mycobacterial infection	Western Europe/United States/Canada/Australia	298	60.2	0	0.0	300	60.2	0	0.0	NE			NE	NE	NE		NE	NE	NE	NE		NE	NE	NE	NE	NE	NE		NE	NE	NE
Infections and infestations	Atypical mycobacterial infection	Asia	140	28.3	1	0.7	139	27.9	1	0.7	0.99		Convergence criterion (GCONV=1E-8) satisfied.	0.06	16.03	0.000		Algorithm converged.	-0.020	0.020	0.99		Algorithm converged.	0.06	15.72	0.9959		1.01		Algorithm converged.	0.06	15.94
Infections and infestations	Atypical mycobacterial infection	Rest of World	57	11.5	0	0.0	59	11.8	0	0.0	NE			NE	NE	NE		NE	NE	NE	NE		NE	NE	NE	NE		NE		NE	NE	NE
Infections and infestations	Atypical pneumonia	Western Europe/United States/Canada/Australia	298	60.2	0	0.0	300	60.2	1	0.3		*	Quasi-complete separation of data points detected.				*	ERROR: The mean parameter is either invalid or at a limit of its range for some observations.			0.00		Algorithm converged.	0.00	NE	0.9999	NE	>999.99		Algorithm converged.	0.00	NE
Infections and infestations	Atypical pneumonia	Asia	140	28.3	0	0.0	139	27.9	0	0.0	NE			NE	NE	NE		NE	NE	NE	NE		NE	NE	NE	NE		NE		NE	NE	NE
Infections and infestations	Atypical pneumonia	Rest of World	57	11.5	1	1.8	59	11.8	0	0.0		*	Quasi-complete separation of data points detected.				*	WARNING: The relative Hessian convergence criterion of 10.998844964 is greater than the limit of 0.0001. The convergence is questionable.			NE		Algorithm converged.	NE	NE	NE		NE		Algorithm converged.	NE	NE
Infections and infestations	Bacteraemia	Western Europe/United States/Canada/Australia	298	60.2	2	0.7	300	60.2	0	0.0		*	Quasi-complete separation of data points detected.				*	WARNING: Negative of Hessian not positive definite.			NE		Algorithm converged.	NE	NE	NE	0.3318	NE		Algorithm converged.	NE	NE
Infections and infestations	Bacteraemia	Asia	140	28.3	1	0.7	139	27.9	0	0.0		*	Quasi-complete separation of data points detected.				*	WARNING: Negative of Hessian not positive definite.			NE		Algorithm converged.	NE	NE	NE		NE		Algorithm converged.	NE	NE
Infections and infestations	Bacteraemia	Rest of World	57	11.5	1	1.8	59	11.8	1	1.7	1.04		Convergence criterion (GCONV=1E-8) satisfied.	0.06	16.96	0.001		Algorithm converged.	-0.047	0.048	1.04		Algorithm converged.	0.07	16.16	0.9804		0.97		Algorithm converged.	0.06	15.08
Infections and infestations	Bacterial infection	Western Europe/United States/Canada/Australia	298	60.2	0	0.0	300	60.2	0	0.0	NE			NE	NE	NE		NE	NE	NE	NE		NE	NE	NE	NE	NE	NE		NE	NE	NE
Infections and infestations	Bacterial infection	Asia	140	28.3	1	0.7	139	27.9	0	0.0		*	Quasi-complete separation of data points detected.				*	WARNING: Negative of Hessian not positive definite.			NE		Algorithm converged.	NE	NE	NE		NE		Algorithm converged.	NE	NE
Infections and infestations	Bacterial infection	Rest of World	57	11.5	0	0.0	59	11.8	0	0.0	NE			NE	NE	NE		NE	NE	NE	NE		NE	NE	NE	NE		NE		NE	NE	NE
Infections and infestations	Bacteriuria	Western Europe/United States/Canada/Australia	298	60.2	1	0.3	300	60.2	0	0.0		*	Quasi-complete separation of data points detected.				*	WARNING: Negative of Hessian not positive definite.			NE		Algorithm converged.	NE	NE	NE	NE	NE		Algorithm converged.	NE	NE
Infections and infestations	Bacteriuria	Asia	140	28.3	0	0.0	139	27.9	0	0.0	NE			NE	NE	NE		NE	NE	NE	NE		NE	NE	NE	NE		NE		NE	NE	NE
Infections and infestations	Bacteriuria	Rest of World	57	11.5	0	0.0	59	11.8	0	0.0	NE			NE	NE	NE		NE	NE	NE	NE		NE	NE	NE	NE		NE		NE	NE	NE
Infections and infestations	Bordetella infection	Western Europe/United States/Canada/Australia	298	60.2	0	0.0	300	60.2	1	0.3		*	Quasi-complete separation of data points detected.				*	ERROR: The mean parameter is either invalid or at a limit of its range for some observations.			0.00		Algorithm converged.	0.00	NE	0.9999	NE	>999.99		Algorithm converged.	0.00	NE
Infections and infestations	Bordetella infection	Asia	140	28.3	0	0.0	139	27.9	0	0.0	NE			NE	NE	NE		NE	NE	NE	NE		NE	NE	NE	NE		NE		NE	NE	NE
Infections and infestations	Bordetella infection	Rest of World	57	11.5	0	0.0	59	11.8	0	0.0	NE			NE	NE	NE		NE	NE	NE	NE		NE	NE	NE	NE		NE		NE	NE	NE
Infections and infestations	Bronchiolitis	Western Europe/United States/Canada/Australia	298	60.2	0	0.0	300	60.2	0	0.0	NE			NE	NE	NE		NE	NE	NE	NE		NE	NE	NE	NE	NE	NE		NE	NE	NE
Infections and infestations	Bronchiolitis	Asia	140	28.3	1	0.7	139	27.9	0	0.0		*	Quasi-complete separation of data points detected.				*	WARNING: Negative of Hessian not positive definite.			NE		Algorithm converged.	NE	NE	NE		NE		Algorithm converged.	NE	NE
Infections and infestations	Bronchiolitis	Rest of World	57	11.5	0	0.0	59	11.8	0	0.0	NE			NE	NE	NE		NE	NE	NE	NE		NE	NE	NE	NE		NE		NE	NE	NE
Infections and infestations	Bronchitis	Western Europe/United States/Canada/Australia	298	60.2	9	3.0	300	60.2	10	3.3	0.90		Convergence criterion (GCONV=1E-8) satisfied.	0.36	2.26	-0.003		Algorithm converged.	-0.031	0.025	0.91		Algorithm converged.	0.37	2.20	0.8272	0.5010	1.10		Algorithm converged.	0.45	2.68
Infections and infestations	Bronchitis	Asia	140	28.3	1	0.7	139	27.9	2	1.4	0.49		Convergence criterion (GCONV=1E-8) satisfied.	0.04	5.50	-0.007		Algorithm converged.	-0.031	0.017	0.50		Algorithm converged.	0.05	5.41	0.5656		2.01		Algorithm converged.	0.18	21.96
Infections and infestations	Bronchitis	Rest of World	57	11.5	0	0.0	59	11.8	1	1.7		*	Quasi-complete separation of data points detected.				*	WARNING: The relative Hessian convergence criterion of 10.540168601 is greater than the limit of 0.0001. The convergence is questionable.			0.00		Algorithm converged.	0.00	NE	0.9999		>999.99		Algorithm converged.	0.00	NE
Infections and infestations	Bronchitis bacterial	Western Europe/United States/Canada/Australia	298	60.2	1	0.3	300	60.2	0	0.0		*	Quasi-complete separation of data points detected.				*	WARNING: Negative of Hessian not positive definite.			NE		Algorithm converged.	NE	NE	NE	NE	NE		Algorithm converged.	NE	NE
Infections and infestations	Bronchitis bacterial	Asia	140	28.3	0	0.0	139	27.9	0	0.0	NE			NE	NE	NE		NE	NE	NE	NE		NE	NE	NE	NE		NE		NE	NE	NE
Infections and infestations	Bronchitis bacterial	Rest of World	57	11.5	0	0.0	59	11.8	0	0.0	NE			NE	NE	NE		NE	NE	NE	NE		NE	NE	NE	NE		NE		NE	NE	NE
Infections and infestations	Bronchopulmonary aspergillosis	Western Europe/United States/Canada/Australia	298	60.2	1	0.3	300	60.2	0	0.0		*	Quasi-complete separation of data points detected.				*	WARNING: Negative of Hessian not positive definite.			NE		Algorithm converged.	NE	NE	NE	NE	NE		Algorithm converged.	NE	NE
Infections and infestations	Bronchopulmonary aspergillosis	Asia	140	28.3	0	0.0	139	27.9	0	0.0	NE			NE	NE	NE		NE	NE	NE	NE		NE	NE	NE	NE		NE		NE	NE	NE
Infections and infestations	Bronchopulmonary aspergillosis	Rest of World	57	11.5	0	0.0	59	11.8	0	0.0	NE			NE	NE	NE		NE	NE	NE	NE		NE	NE	NE	NE		NE		NE	NE	NE
Infections and infestations	Campylobacter gastroenteritis	Western Europe/United States/Canada/Australia	298	60.2	1	0.3	300	60.2	0	0.0		*	Quasi-complete separation of data points detected.				*	WARNING: The relative Hessian convergence criterion of 44.806790292 is greater than the limit of 0.0001. The convergence is questionable.			NE		Algorithm converged.	NE	NE	NE	NE	NE		Algorithm converged.	NE	NE
Infections and infestations	Campylobacter gastroenteritis	Asia	140	28.3	0	0.0	139	27.9	0	0.0	NE			NE	NE	NE		NE	NE	NE	NE		NE	NE	NE	NE		NE		NE	NE	NE
Infections and infestations	Campylobacter gastroenteritis	Rest of World	57	11.5	0	0.0	59	11.8	0	0.0	NE			NE	NE	NE		NE	NE	NE	NE		NE	NE	NE	NE		NE		NE	NE	NE
Infections and infestations	Candida infection	Western Europe/United States/Canada/Australia	298	60.2	4	1.3	300	60.2	9	3.0	0.44		Convergence criterion (GCONV=1E-8) satisfied.	0.13	1.44	-0.017		Algorithm converged.	-0.040	0.007	0.45		Algorithm converged.	0.14	1.44	0.1767	NE	2.23		Algorithm converged.	0.70	7.18
Infections and infestations	Candida infection	Asia	140	28.3	0	0.0	139	27.9	0	0.0	NE			NE	NE	NE		NE	NE	NE	NE		NE	NE	NE	NE		NE		NE	NE	NE
Infections and infestations	Candida infection	Rest of World	57	11.5	0	0.0	59	11.8	0	0.0	NE			NE	NE	NE		NE	NE	NE	NE		NE	NE	NE	NE		NE		NE	NE	NE
Infections and infestations	Catheter site infection	Western Europe/United States/Canada/Australia	298	60.2	0	0.0	300	60.2	1	0.3		*	Quasi-complete separation of data points detected.				*	ERROR: The mean parameter is either invalid or at a limit of its range for some observations.			0.00		Algorithm converged.	0.00	NE	0.9999	NE	>999.99		Algorithm converged.	0.00	NE
Infections and infestations	Catheter site infection	Asia	140	28.3	0	0.0	139	27.9	0	0.0	NE			NE	NE	NE		NE	NE	NE	NE		NE	NE	NE	NE		NE		NE	NE	NE
Infections and infestations	Catheter site infection	Rest of World	57	11.5	0	0.0	59	11.8	0	0.0	NE			NE	NE	NE		NE	NE	NE	NE		NE	NE	NE	NE		NE		NE	NE	NE
Infections and infestations	Cellulitis	Western Europe/United States/Canada/Australia	298	60.2	7	2.3	300	60.2	3	1.0	2.38		Convergence criterion (GCONV=1E-8) satisfied.	0.61	9.30	0.013		Algorithm converged.	-0.007	0.034	2.35		Algorithm converged.	0.61	9.00	0.2126	0.7750	0.43		Algorithm converged.	0.11	1.63
Infections and infestations	Cellulitis	Asia	140	28.3	2	1.4	139	27.9	2	1.4	0.99		Convergence criterion (GCONV=1E-8) satisfied.	0.14	7.15	0.000		Algorithm converged.	-0.028	0.028	0.99		Algorithm converged.	0.14	6.95	0.9942		1.01		Algorithm converged.	0.14	7.05
Infections and infestations	Cellulitis	Rest of World	57	11.5	0	0.0	59	11.8	0	0.0	NE			NE	NE	NE		NE	NE	NE	NE		NE	NE	NE	NE		NE		NE	NE	NE
Infections and infestations	Cervicitis	Western Europe/United States/Canada/Australia	298	60.2	0	0.0	300	60.2	0	0.0	NE			NE	NE	NE		NE	NE	NE	NE		NE	NE	NE	NE	NE	NE		NE	NE	NE
Infections and infestations	Cervicitis	Asia	140	28.3	0	0.0	139	27.9	1	0.7		*	Quasi-complete separation of data points detected.				*	WARNING: The relative Hessian convergence criterion of 19.480043296 is greater than the limit of 0.0001. The convergence is questionable.			0.00		Algorithm converged.	0.00	NE	0.9999		>999.99		Algorithm converged.	0.00	NE
Infections and infestations	Cervicitis	Rest of World	57	11.5	0	0.0	59	11.8	0	0.0	NE			NE	NE	NE		NE	NE	NE	NE		NE	NE	NE	NE		NE		NE	NE	NE
Infections and infestations	Clostridial infection	Western Europe/United States/Canada/Australia	298	60.2	0	0.0	300	60.2	0	0.0	NE			NE	NE	NE		NE	NE	NE	NE		NE	NE	NE	NE	NE	NE		NE	NE	NE
Infections and infestations	Clostridial infection	Asia	140	28.3	0	0.0	139	27.9	0	0.0	NE			NE	NE	NE		NE	NE	NE	NE		NE	NE	NE	NE		NE		NE	NE	NE
Infections and infestations	Clostridial infection	Rest of World	57	11.5	1	1.8	59	11.8	0	0.0		*	Quasi-complete separation of data points detected.				*	WARNING: The relative Hessian convergence criterion of 10.998844964 is greater than the limit of 0.0001. The convergence is questionable.			NE		Algorithm converged.	NE	NE	NE		NE		Algorithm converged.	NE	NE
Infections and infestations	Clostridium colitis	Western Europe/United States/Canada/Australia	298	60.2	0	0.0	300	60.2	0	0.0	NE			NE	NE	NE		NE	NE	NE	NE		NE	NE	NE	NE	NE	NE		NE	NE	NE
Infections and infestations	Clostridium colitis	Asia	140	28.3	0	0.0	139	27.9	0	0.0	NE			NE	NE	NE		NE	NE	NE	NE		NE	NE	NE	NE		NE		NE	NE	NE
Infections and infestations	Clostridium colitis	Rest of World	57	11.5	1	1.8	59	11.8	0	0.0		*	Quasi-complete separation of data points detected.				*	ERROR: Error in computing the link function, its derivatives, or the variance function.			NE		Algorithm converged.	NE	NE	NE		NE		Algorithm converged.	NE	NE
Infections and infestations	Clostridium difficile colitis	Western Europe/United States/Canada/Australia	298	60.2	2	0.7	300	60.2	0	0.0		*	Quasi-complete separation of data points detected.				*	WARNING: Negative of Hessian not positive definite.			NE		Algorithm converged.	NE	NE	NE	NE	NE		Algorithm converged.	NE	NE
Infections and infestations	Clostridium difficile colitis	Asia	140	28.3	0	0.0	139	27.9	0	0.0	NE			NE	NE	NE		NE	NE	NE	NE		NE	NE	NE	NE		NE		NE	NE	NE
Infections and infestations	Clostridium difficile colitis	Rest of World	57	11.5	0	0.0	59	11.8	0	0.0	NE			NE	NE	NE		NE	NE	NE	NE		NE	NE	NE	NE		NE		NE	NE	NE
Infections and infestations	Clostridium difficile infection	Western Europe/United States/Canada/Australia	298	60.2	3	1.0	300	60.2	0	0.0		*	Quasi-complete separation of data points detected.				*	WARNING: Negative of Hessian not positive definite.			NE		Algorithm converged.	NE	NE	NE	NE	NE		Algorithm converged.	NE	NE
Infections and infestations	Clostridium difficile infection	Asia	140	28.3	0	0.0	139	27.9	0	0.0	NE			NE	NE	NE		NE	NE	NE	NE		NE	NE	NE	NE		NE		NE	NE	NE
Infections and infestations	Clostridium difficile infection	Rest of World	57	11.5	0	0.0	59	11.8	0	0.0	NE			NE	NE	NE		NE	NE	NE	NE		NE	NE	NE	NE		NE		NE	NE	NE
Infections and infestations	Colonic abscess	Western Europe/United States/Canada/Australia	298	60.2	1	0.3	300	60.2	0	0.0		*	Quasi-complete separation of data points detected.				*	WARNING: Negative of Hessian not positive definite.			NE		Algorithm converged.	NE	NE	NE	NE	NE		Algorithm converged.	NE	NE
Infections and infestations	Colonic abscess	Asia	140	28.3	0	0.0	139	27.9	0	0.0	NE			NE	NE	NE		NE	NE	NE	NE		NE	NE	NE	NE		NE		NE	NE	NE
Infections and infestations	Colonic abscess	Rest of World	57	11.5	0	0.0	59	11.8	0	0.0	NE			NE	NE	NE		NE	NE	NE	NE		NE	NE	NE	NE		NE		NE	NE	NE
Infections and infestations	Conjunctivitis	Western Europe/United States/Canada/Australia	298	60.2	7	2.3	300	60.2	5	1.7	1.42		Convergence criterion (GCONV=1E-8) satisfied.	0.45	4.52	0.007		Algorithm converged.	-0.016	0.029	1.41		Algorithm converged.	0.45	4.39	0.5539	0.1602	0.71		Algorithm converged.	0.23	2.21
Infections and infestations	Conjunctivitis	Asia	140	28.3	1	0.7	139	27.9	0	0.0		*	Quasi-complete separation of data points detected.				*	ERROR: Error in computing the link function, its derivatives, or the variance function.			NE		Algorithm converged.	NE	NE	NE		NE		Algorithm converged.	NE	NE
Infections and infestations	Conjunctivitis	Rest of World	57	11.5	3	5.3	59	11.8	0	0.0		*	Quasi-complete separation of data points detected.				*	WARNING: The relative Hessian convergence criterion of 4.9744935965 is greater than the limit of 0.0001. The convergence is questionable.			NE		Algorithm converged.	NE	NE	NE		NE		Algorithm converged.	NE	NE
Infections and infestations	Conjunctivitis bacterial	Western Europe/United States/Canada/Australia	298	60.2	0	0.0	300	60.2	1	0.3		*	Quasi-complete separation of data points detected.				*	ERROR: The mean parameter is either invalid or at a limit of its range for some observations.			0.00		Algorithm converged.	0.00	NE	0.9999	NE	>999.99		Algorithm converged.	0.00	NE
Infections and infestations	Conjunctivitis bacterial	Asia	140	28.3	0	0.0	139	27.9	0	0.0	NE			NE	NE	NE		NE	NE	NE	NE		NE	NE	NE	NE		NE		NE	NE	NE
Infections and infestations	Conjunctivitis bacterial	Rest of World	57	11.5	0	0.0	59	11.8	0	0.0	NE			NE	NE	NE		NE	NE	NE	NE		NE	NE	NE	NE		NE		NE	NE	NE
Infections and infestations	Coronavirus infection	Western Europe/United States/Canada/Australia	298	60.2	0	0.0	300	60.2	1	0.3		*	Quasi-complete separation of data points detected.				*	ERROR: The mean parameter is either invalid or at a limit of its range for some observations.			0.00		Algorithm converged.	0.00	NE	0.9999	NE	>999.99		Algorithm converged.	0.00	NE
Infections and infestations	Coronavirus infection	Asia	140	28.3	0	0.0	139	27.9	0	0.0	NE			NE	NE	NE		NE	NE	NE	NE		NE	NE	NE	NE		NE		NE	NE	NE
Infections and infestations	Coronavirus infection	Rest of World	57	11.5	0	0.0	59	11.8	0	0.0	NE			NE	NE	NE		NE	NE	NE	NE		NE	NE	NE	NE		NE		NE	NE	NE
Infections and infestations	Cystitis	Western Europe/United States/Canada/Australia	298	60.2	0	0.0	300	60.2	3	1.0		*	Quasi-complete separation of data points detected.				*	ERROR: The mean parameter is either invalid or at a limit of its range for some observations.			0.00		Algorithm converged.	0.00	NE	0.9999	0.2190	>999.99		Algorithm converged.	0.00	NE
Infections and infestations	Cystitis	Asia	140	28.3	0	0.0	139	27.9	2	1.4		*	Quasi-complete separation of data points detected.				*	WARNING: The relative Hessian convergence criterion of 12.308584972 is greater than the limit of 0.0001. The convergence is questionable.			0.00		Algorithm converged.	0.00	NE	0.9999		>999.99		Algorithm converged.	0.00	NE
Infections and infestations	Cystitis	Rest of World	57	11.5	1	1.8	59	11.8	1	1.7	1.04		Convergence criterion (GCONV=1E-8) satisfied.	0.06	16.96	0.001		Algorithm converged.	-0.047	0.048	1.04		Algorithm converged.	0.07	16.16	0.9804		0.97		Algorithm converged.	0.06	15.08
Infections and infestations	Cytomegalovirus enteritis	Western Europe/United States/Canada/Australia	298	60.2	1	0.3	300	60.2	0	0.0		*	Quasi-complete separation of data points detected.				*	WARNING: The relative Hessian convergence criterion of 44.806790292 is greater than the limit of 0.0001. The convergence is questionable.			NE		Algorithm converged.	NE	NE	NE	NE	NE		Algorithm converged.	NE	NE
Infections and infestations	Cytomegalovirus enteritis	Asia	140	28.3	0	0.0	139	27.9	0	0.0	NE			NE	NE	NE		NE	NE	NE	NE		NE	NE	NE	NE		NE		NE	NE	NE
Infections and infestations	Cytomegalovirus enteritis	Rest of World	57	11.5	0	0.0	59	11.8	0	0.0	NE			NE	NE	NE		NE	NE	NE	NE		NE	NE	NE	NE		NE		NE	NE	NE
Infections and infestations	Cytomegalovirus infection	Western Europe/United States/Canada/Australia	298	60.2	1	0.3	300	60.2	1	0.3	1.01		Convergence criterion (GCONV=1E-8) satisfied.	0.06	16.17	0.000		Algorithm converged.	-0.009	0.009	1.01		Algorithm converged.	0.06	16.02	0.9962	1.0000	0.99		Algorithm converged.	0.06	15.81
Infections and infestations	Cytomegalovirus infection	Asia	140	28.3	0	0.0	139	27.9	0	0.0	NE			NE	NE	NE		NE	NE	NE	NE		NE	NE	NE	NE		NE		NE	NE	NE
Infections and infestations	Cytomegalovirus infection	Rest of World	57	11.5	0	0.0	59	11.8	0	0.0	NE			NE	NE	NE		NE	NE	NE	NE		NE	NE	NE	NE		NE		NE	NE	NE
Infections and infestations	Cytomegalovirus infection reactivation	Western Europe/United States/Canada/Australia	298	60.2	1	0.3	300	60.2	0	0.0		*	Quasi-complete separation of data points detected.				*	WARNING: The relative Hessian convergence criterion of 44.806790292 is greater than the limit of 0.0001. The convergence is questionable.			NE		Algorithm converged.	NE	NE	NE	NE	NE		Algorithm converged.	NE	NE
Infections and infestations	Cytomegalovirus infection reactivation	Asia	140	28.3	0	0.0	139	27.9	0	0.0	NE			NE	NE	NE		NE	NE	NE	NE		NE	NE	NE	NE		NE		NE	NE	NE
Infections and infestations	Cytomegalovirus infection reactivation	Rest of World	57	11.5	0	0.0	59	11.8	0	0.0	NE			NE	NE	NE		NE	NE	NE	NE		NE	NE	NE	NE		NE		NE	NE	NE
Infections and infestations	Device related infection	Western Europe/United States/Canada/Australia	298	60.2	3	1.0	300	60.2	1	0.3	3.04		Convergence criterion (GCONV=1E-8) satisfied.	0.31	29.39	0.007		Algorithm converged.	-0.006	0.020	3.02		Algorithm converged.	0.32	28.87	0.3372	NE	0.33		Algorithm converged.	0.03	3.17
Infections and infestations	Device related infection	Asia	140	28.3	0	0.0	139	27.9	0	0.0	NE			NE	NE	NE		NE	NE	NE	NE		NE	NE	NE	NE		NE		NE	NE	NE
Infections and infestations	Device related infection	Rest of World	57	11.5	0	0.0	59	11.8	0	0.0	NE			NE	NE	NE		NE	NE	NE	NE		NE	NE	NE	NE		NE		NE	NE	NE
Infections and infestations	Device related sepsis	Western Europe/United States/Canada/Australia	298	60.2	1	0.3	300	60.2	0	0.0		*	Quasi-complete separation of data points detected.				*	WARNING: Negative of Hessian not positive definite.			NE		Algorithm converged.	NE	NE	NE	NE	NE		Algorithm converged.	NE	NE
Infections and infestations	Device related sepsis	Asia	140	28.3	0	0.0	139	27.9	0	0.0	NE			NE	NE	NE		NE	NE	NE	NE		NE	NE	NE	NE		NE		NE	NE	NE
Infections and infestations	Device related sepsis	Rest of World	57	11.5	0	0.0	59	11.8	0	0.0	NE			NE	NE	NE		NE	NE	NE	NE		NE	NE	NE	NE		NE		NE	NE	NE
Infections and infestations	Diarrhoea infectious	Western Europe/United States/Canada/Australia	298	60.2	1	0.3	300	60.2	0	0.0		*	Quasi-complete separation of data points detected.				*	WARNING: The relative Hessian convergence criterion of 44.806790292 is greater than the limit of 0.0001. The convergence is questionable.			NE		Algorithm converged.	NE	NE	NE	NE	NE		Algorithm converged.	NE	NE
Infections and infestations	Diarrhoea infectious	Asia	140	28.3	1	0.7	139	27.9	1	0.7	0.99		Convergence criterion (GCONV=1E-8) satisfied.	0.06	16.03	0.000		Algorithm converged.	-0.020	0.020	0.99		Algorithm converged.	0.06	15.72	0.9959		1.01		Algorithm converged.	0.06	15.94
Infections and infestations	Diarrhoea infectious	Rest of World	57	11.5	0	0.0	59	11.8	0	0.0	NE			NE	NE	NE		NE	NE	NE	NE		NE	NE	NE	NE		NE		NE	NE	NE
Infections and infestations	Diverticulitis	Western Europe/United States/Canada/Australia	298	60.2	1	0.3	300	60.2	1	0.3	1.01		Convergence criterion (GCONV=1E-8) satisfied.	0.06	16.17	0.000		Algorithm converged.	-0.009	0.009	1.01		Algorithm converged.	0.06	16.02	0.9962	1.0000	0.99		Algorithm converged.	0.06	15.81
Infections and infestations	Diverticulitis	Asia	140	28.3	0	0.0	139	27.9	0	0.0	NE			NE	NE	NE		NE	NE	NE	NE		NE	NE	NE	NE		NE		NE	NE	NE
Infections and infestations	Diverticulitis	Rest of World	57	11.5	0	0.0	59	11.8	0	0.0	NE			NE	NE	NE		NE	NE	NE	NE		NE	NE	NE	NE		NE		NE	NE	NE
Infections and infestations	Ear infection	Western Europe/United States/Canada/Australia	298	60.2	2	0.7	300	60.2	1	0.3	2.02		Convergence criterion (GCONV=1E-8) satisfied.	0.18	22.40	0.003		Algorithm converged.	-0.008	0.015	2.01		Algorithm converged.	0.18	22.09	0.5669	NE	0.50		Algorithm converged.	0.05	5.45
Infections and infestations	Ear infection	Asia	140	28.3	0	0.0	139	27.9	0	0.0	NE			NE	NE	NE		NE	NE	NE	NE		NE	NE	NE	NE		NE		NE	NE	NE
Infections and infestations	Ear infection	Rest of World	57	11.5	0	0.0	59	11.8	1	1.7		*	Quasi-complete separation of data points detected.				*	WARNING: The relative Hessian convergence criterion of 10.540168601 is greater than the limit of 0.0001. The convergence is questionable.			0.00		Algorithm converged.	0.00	NE	0.9999		>999.99		Algorithm converged.	0.00	NE
Infections and infestations	Enteritis infectious	Western Europe/United States/Canada/Australia	298	60.2	0	0.0	300	60.2	0	0.0	NE			NE	NE	NE		NE	NE	NE	NE		NE	NE	NE	NE	NE	NE		NE	NE	NE
Infections and infestations	Enteritis infectious	Asia	140	28.3	1	0.7	139	27.9	0	0.0		*	Quasi-complete separation of data points detected.				*	WARNING: Negative of Hessian not positive definite.			NE		Algorithm converged.	NE	NE	NE		NE		Algorithm converged.	NE	NE
Infections and infestations	Enteritis infectious	Rest of World	57	11.5	0	0.0	59	11.8	0	0.0	NE			NE	NE	NE		NE	NE	NE	NE		NE	NE	NE	NE		NE		NE	NE	NE
Infections and infestations	Enterobacter infection	Western Europe/United States/Canada/Australia	298	60.2	0	0.0	300	60.2	1	0.3		*	Quasi-complete separation of data points detected.				*	ERROR: The mean parameter is either invalid or at a limit of its range for some observations.			0.00		Algorithm converged.	0.00	NE	0.9999	NE	>999.99		Algorithm converged.	0.00	NE
Infections and infestations	Enterobacter infection	Asia	140	28.3	0	0.0	139	27.9	0	0.0	NE			NE	NE	NE		NE	NE	NE	NE		NE	NE	NE	NE		NE		NE	NE	NE
Infections and infestations	Enterobacter infection	Rest of World	57	11.5	0	0.0	59	11.8	0	0.0	NE			NE	NE	NE		NE	NE	NE	NE		NE	NE	NE	NE		NE		NE	NE	NE
Infections and infestations	Enterocolitis infectious	Western Europe/United States/Canada/Australia	298	60.2	1	0.3	300	60.2	0	0.0		*	Quasi-complete separation of data points detected.				*	WARNING: Negative of Hessian not positive definite.			NE		Algorithm converged.	NE	NE	NE	NE	NE		Algorithm converged.	NE	NE

Infections and infestations	Enterocolitis infectious	Asia	140	28.3	0	0.0	139	27.9	0	0.0	NE			NE	NE	NE		NE	NE	NE	NE		NE	NE	NE	NE		NE		NE	NE	NE
Infections and infestations	Enterocolitis infectious	Rest of World	57	11.5	0	0.0	59	11.8	0	0.0	NE			NE	NE	NE		NE	NE	NE	NE		NE	NE	NE	NE		NE		NE	NE	NE
Infections and infestations	Erysipelas	Western Europe/United States/Canada/Australia	298	60.2	0	0.0	300	60.2	0	0.0	NE			NE	NE	NE		NE	NE	NE	NE		NE	NE	NE	NE	NE	NE		NE	NE	NE
Infections and infestations	Erysipelas	Asia	140	28.3	0	0.0	139	27.9	0	0.0	NE			NE	NE	NE		NE	NE	NE	NE		NE	NE	NE	NE		NE		NE	NE	NE
Infections and infestations	Erysipelas	Rest of World	57	11.5	1	1.8	59	11.8	0	0.0		*	Quasi-complete separation of data points detected.				*	ERROR: Error in computing the link function, its derivatives, or the variance function.			NE		Algorithm converged.	NE	NE	NE		NE		Algorithm converged.	NE	NE
Infections and infestations	Escherichia bacteraemia	Western Europe/United States/Canada/Australia	298	60.2	1	0.3	300	60.2	1	0.3	1.01		Convergence criterion (GCONV=1E-8) satisfied.	0.06	16.17	0.000		Algorithm converged.	-0.009	0.009	1.01		Algorithm converged.	0.06	16.02	0.9962	1.0000	0.99		Algorithm converged.	0.06	15.81
Infections and infestations	Escherichia bacteraemia	Asia	140	28.3	0	0.0	139	27.9	0	0.0	NE			NE	NE	NE		NE	NE	NE	NE		NE	NE	NE	NE		NE		NE	NE	NE
Infections and infestations	Escherichia bacteraemia	Rest of World	57	11.5	0	0.0	59	11.8	0	0.0	NE			NE	NE	NE		NE	NE	NE	NE		NE	NE	NE	NE		NE		NE	NE	NE
Infections and infestations	Escherichia infection	Western Europe/United States/Canada/Australia	298	60.2	1	0.3	300	60.2	0	0.0		*	Quasi-complete separation of data points detected.				*	WARNING: Negative of Hessian not positive definite.			NE		Algorithm converged.	NE	NE	NE	NE	NE		Algorithm converged.	NE	NE
Infections and infestations	Escherichia infection	Asia	140	28.3	0	0.0	139	27.9	0	0.0	NE			NE	NE	NE		NE	NE	NE	NE		NE	NE	NE	NE		NE		NE	NE	NE
Infections and infestations	Escherichia infection	Rest of World	57	11.5	0	0.0	59	11.8	0	0.0	NE			NE	NE	NE		NE	NE	NE	NE		NE	NE	NE	NE		NE		NE	NE	NE
Infections and infestations	Escherichia sepsis	Western Europe/United States/Canada/Australia	298	60.2	1	0.3	300	60.2	1	0.3	1.01		Convergence criterion (GCONV=1E-8) satisfied.	0.06	16.17	0.000		Algorithm converged.	-0.009	0.009	1.01		Algorithm converged.	0.06	16.02	0.9962	NE	0.99		Algorithm converged.	0.06	15.81
Infections and infestations	Escherichia sepsis	Asia	140	28.3	0	0.0	139	27.9	1	0.7		*	Quasi-complete separation of data points detected.				*	WARNING: The relative Hessian convergence criterion of 19.480043432 is greater than the limit of 0.0001. The convergence is questionable.			0.00		Algorithm converged.	0.00	NE	0.9999		>999.99		Algorithm converged.	0.00	NE
Infections and infestations	Escherichia sepsis	Rest of World	57	11.5	0	0.0	59	11.8	0	0.0	NE			NE	NE	NE		NE	NE	NE	NE		NE	NE	NE	NE		NE		NE	NE	NE
Infections and infestations	Eye infection	Western Europe/United States/Canada/Australia	298	60.2	0	0.0	300	60.2	2	0.7		*	Quasi-complete separation of data points detected.				*	ERROR: The mean parameter is either invalid or at a limit of its range for some observations.			0.00		Algorithm converged.	0.00	NE	0.9999	NE	>999.99		Algorithm converged.	0.00	NE
Infections and infestations	Eye infection	Asia	140	28.3	1	0.7	139	27.9	0	0.0		*	Quasi-complete separation of data points detected.				*	WARNING: Negative of Hessian not positive definite.			NE		Algorithm converged.	NE	NE	NE		NE		Algorithm converged.	NE	NE
Infections and infestations	Eye infection	Rest of World	57	11.5	0	0.0	59	11.8	0	0.0	NE			NE	NE	NE		NE	NE	NE	NE		NE	NE	NE	NE		NE		NE	NE	NE
Infections and infestations	Eyelid infection	Western Europe/United States/Canada/Australia	298	60.2	1	0.3	300	60.2	0	0.0		*	Quasi-complete separation of data points detected.				*	WARNING: The relative Hessian convergence criterion of 44.806790292 is greater than the limit of 0.0001. The convergence is questionable.			NE		Algorithm converged.	NE	NE	NE	NE	NE		Algorithm converged.	NE	NE
Infections and infestations	Eyelid infection	Asia	140	28.3	0	0.0	139	27.9	0	0.0	NE			NE	NE	NE		NE	NE	NE	NE		NE	NE	NE	NE		NE		NE	NE	NE
Infections and infestations	Eyelid infection	Rest of World	57	11.5	0	0.0	59	11.8	0	0.0	NE			NE	NE	NE		NE	NE	NE	NE		NE	NE	NE	NE		NE		NE	NE	NE
Infections and infestations	Folliculitis	Western Europe/United States/Canada/Australia	298	60.2	3	1.0	300	60.2	3	1.0	1.01		Convergence criterion (GCONV=1E-8) satisfied.	0.20	5.03	0.000		Algorithm converged.	-0.016	0.016	1.01		Algorithm converged.	0.20	4.95	0.9934	0.8951	0.99		Algorithm converged.	0.20	4.88
Infections and infestations	Folliculitis	Asia	140	28.3	2	1.4	139	27.9	1	0.7	2.00		Convergence criterion (GCONV=1E-8) satisfied.	0.18	22.31	0.007		Algorithm converged.	-0.017	0.031	1.99		Algorithm converged.	0.18	21.65	0.5736		0.50		Algorithm converged.	0.05	5.49
Infections and infestations	Folliculitis	Rest of World	57	11.5	0	0.0	59	11.8	0	0.0	NE			NE	NE	NE		NE	NE	NE	NE		NE	NE	NE	NE		NE		NE	NE	NE
Infections and infestations	Fungal foot infection	Western Europe/United States/Canada/Australia	298	60.2	1	0.3	300	60.2	0	0.0		*	Quasi-complete separation of data points detected.				*	WARNING: The relative Hessian convergence criterion of 44.806790292 is greater than the limit of 0.0001. The convergence is questionable.			NE		Algorithm converged.	NE	NE	NE	NE	NE		Algorithm converged.	NE	NE
Infections and infestations	Fungal foot infection	Asia	140	28.3	0	0.0	139	27.9	0	0.0	NE			NE	NE	NE		NE	NE	NE	NE		NE	NE	NE	NE		NE		NE	NE	NE
Infections and infestations	Fungal foot infection	Rest of World	57	11.5	0	0.0	59	11.8	0	0.0	NE			NE	NE	NE		NE	NE	NE	NE		NE	NE	NE	NE		NE		NE	NE	NE
Infections and infestations	Fungal infection	Western Europe/United States/Canada/Australia	298	60.2	1	0.3	300	60.2	1	0.3	1.01		Convergence criterion (GCONV=1E-8) satisfied.	0.06	16.17	0.000		Algorithm converged.	-0.009	0.009	1.01		Algorithm converged.	0.06	16.02	0.9962	NE	0.99		Algorithm converged.	0.06	15.81
Infections and infestations	Fungal infection	Asia	140	28.3	0	0.0	139	27.9	1	0.7		*	Quasi-complete separation of data points detected.				*	WARNING: The relative Hessian convergence criterion of 19.480043296 is greater than the limit of 0.0001. The convergence is questionable.			0.00		Algorithm converged.	0.00	NE	0.9999		>999.99		Algorithm converged.	0.00	NE
Infections and infestations	Fungal infection	Rest of World	57	11.5	0	0.0	59	11.8	0	0.0	NE			NE	NE	NE		NE	NE	NE	NE		NE	NE	NE	NE		NE		NE	NE	NE
Infections and infestations	Fungal skin infection	Western Europe/United States/Canada/Australia	298	60.2	3	1.0	300	60.2	0	0.0		*	Quasi-complete separation of data points detected.				*	WARNING: Negative of Hessian not positive definite.			NE		Algorithm converged.	NE	NE	NE	NE	NE		Algorithm converged.	NE	NE
Infections and infestations	Fungal skin infection	Asia	140	28.3	1	0.7	139	27.9	0	0.0		*	Quasi-complete separation of data points detected.				*	WARNING: Negative of Hessian not positive definite.			NE		Algorithm converged.	NE	NE	NE		NE		Algorithm converged.	NE	NE
Infections and infestations	Fungal skin infection	Rest of World	57	11.5	0	0.0	59	11.8	0	0.0	NE			NE	NE	NE		NE	NE	NE	NE		NE	NE	NE	NE		NE		NE	NE	NE
Infections and infestations	Furuncle	Western Europe/United States/Canada/Australia	298	60.2	1	0.3	300	60.2	0	0.0		*	Quasi-complete separation of data points detected.				*	WARNING: Negative of Hessian not positive definite.			NE		Algorithm converged.	NE	NE	NE	NE	NE		Algorithm converged.	NE	NE
Infections and infestations	Furuncle	Asia	140	28.3	0	0.0	139	27.9	0	0.0	NE			NE	NE	NE		NE	NE	NE	NE		NE	NE	NE	NE		NE		NE	NE	NE
Infections and infestations	Furuncle	Rest of World	57	11.5	0	0.0	59	11.8	0	0.0	NE			NE	NE	NE		NE	NE	NE	NE		NE	NE	NE	NE		NE		NE	NE	NE
Infections and infestations	Gastroenteritis	Western Europe/United States/Canada/Australia	298	60.2	1	0.3	300	60.2	0	0.0		*	Quasi-complete separation of data points detected.				*	WARNING: The relative Hessian convergence criterion of 44.806790292 is greater than the limit of 0.0001. The convergence is questionable.			NE		Algorithm converged.	NE	NE	NE	NE	NE		Algorithm converged.	NE	NE
Infections and infestations	Gastroenteritis	Asia	140	28.3	0	0.0	139	27.9	0	0.0	NE			NE	NE	NE		NE	NE	NE	NE		NE	NE	NE	NE		NE		NE	NE	NE
Infections and infestations	Gastroenteritis	Rest of World	57	11.5	0	0.0	59	11.8	0	0.0	NE			NE	NE	NE		NE	NE	NE	NE		NE	NE	NE	NE		NE		NE	NE	NE
Infections and infestations	Gastroenteritis viral	Western Europe/United States/Canada/Australia	298	60.2	1	0.3	300	60.2	0	0.0		*	Quasi-complete separation of data points detected.				*	WARNING: The relative Hessian convergence criterion of 44.806790292 is greater than the limit of 0.0001. The convergence is questionable.			NE		Algorithm converged.	NE	NE	NE	NE	NE		Algorithm converged.	NE	NE
Infections and infestations	Gastroenteritis viral	Asia	140	28.3	0	0.0	139	27.9	0	0.0	NE			NE	NE	NE		NE	NE	NE	NE		NE	NE	NE	NE		NE		NE	NE	NE
Infections and infestations	Gastroenteritis viral	Rest of World	57	11.5	0	0.0	59	11.8	0	0.0	NE			NE	NE	NE		NE	NE	NE	NE		NE	NE	NE	NE		NE		NE	NE	NE
Infections and infestations	Gastrointestinal candidiasis	Western Europe/United States/Canada/Australia	298	60.2	1	0.3	300	60.2	0	0.0		*	Quasi-complete separation of data points detected.				*	WARNING: The relative Hessian convergence criterion of 44.806790292 is greater than the limit of 0.0001. The convergence is questionable.			NE		Algorithm converged.	NE	NE	NE	NE	NE		Algorithm converged.	NE	NE
Infections and infestations	Gastrointestinal candidiasis	Asia	140	28.3	0	0.0	139	27.9	0	0.0	NE			NE	NE	NE		NE	NE	NE	NE		NE	NE	NE	NE		NE		NE	NE	NE
Infections and infestations	Gastrointestinal candidiasis	Rest of World	57	11.5	0	0.0	59	11.8	0	0.0	NE			NE	NE	NE		NE	NE	NE	NE		NE	NE	NE	NE		NE		NE	NE	NE
Infections and infestations	Gastrointestinal infection	Western Europe/United States/Canada/Australia	298	60.2	0	0.0	300	60.2	0	0.0	NE			NE	NE	NE		NE	NE	NE	NE		NE	NE	NE	NE	NE	NE		NE	NE	NE
Infections and infestations	Gastrointestinal infection	Asia	140	28.3	1	0.7	139	27.9	0	0.0		*	Quasi-complete separation of data points detected.				*	WARNING: Negative of Hessian not positive definite.			NE		Algorithm converged.	NE	NE	NE		NE		Algorithm converged.	NE	NE
Infections and infestations	Gastrointestinal infection	Rest of World	57	11.5	0	0.0	59	11.8	0	0.0	NE			NE	NE	NE		NE	NE	NE	NE		NE	NE	NE	NE		NE		NE	NE	NE
Infections and infestations	Genital herpes	Western Europe/United States/Canada/Australia	298	60.2	0	0.0	300	60.2	1	0.3		*	Quasi-complete separation of data points detected.				*	ERROR: The mean parameter is either invalid or at a limit of its range for some observations.			0.00		Algorithm converged.	0.00	NE	0.9999	NE	>999.99		Algorithm converged.	0.00	NE
Infections and infestations	Genital herpes	Asia	140	28.3	0	0.0	139	27.9	0	0.0	NE			NE	NE	NE		NE	NE	NE	NE		NE	NE	NE	NE		NE		NE	NE	NE
Infections and infestations	Genital herpes	Rest of World	57	11.5	0	0.0	59	11.8	0	0.0	NE			NE	NE	NE		NE	NE	NE	NE		NE	NE	NE	NE		NE		NE	NE	NE
Infections and infestations	Genital infection fungal	Western Europe/United States/Canada/Australia	298	60.2	0	0.0	300	60.2	1	0.3		*	Quasi-complete separation of data points detected.				*	ERROR: The mean parameter is either invalid or at a limit of its range for some observations.			0.00		Algorithm converged.	0.00	NE	0.9999	NE	>999.99		Algorithm converged.	0.00	NE
Infections and infestations	Genital infection fungal	Asia	140	28.3	0	0.0	139	27.9	0	0.0	NE			NE	NE	NE		NE	NE	NE	NE		NE	NE	NE	NE		NE		NE	NE	NE
Infections and infestations	Genital infection fungal	Rest of World	57	11.5	0	0.0	59	11.8	0	0.0	NE			NE	NE	NE		NE	NE	NE	NE		NE	NE	NE	NE		NE		NE	NE	NE
Infections and infestations	Genitourinary tract infection	Western Europe/United States/Canada/Australia	298	60.2	0	0.0	300	60.2	0	0.0	NE			NE	NE	NE		NE	NE	NE	NE		NE	NE	NE	NE	NE	NE		NE	NE	NE
Infections and infestations	Genitourinary tract infection	Asia	140	28.3	0	0.0	139	27.9	1	0.7		*	Quasi-complete separation of data points detected.				*	WARNING: The relative Hessian convergence criterion of 19.480043432 is greater than the limit of 0.0001. The convergence is questionable.			0.00		Algorithm converged.	0.00	NE	0.9999		>999.99		Algorithm converged.	0.00	NE
Infections and infestations	Genitourinary tract infection	Rest of World	57	11.5	0	0.0	59	11.8	0	0.0	NE			NE	NE	NE		NE	NE	NE	NE		NE	NE	NE	NE		NE		NE	NE	NE
Infections and infestations	Gingival abscess	Western Europe/United States/Canada/Australia	298	60.2	0	0.0	300	60.2	1	0.3		*	Quasi-complete separation of data points detected.				*	ERROR: The mean parameter is either invalid or at a limit of its range for some observations.			0.00		Algorithm converged.	0.00	NE	0.9999	NE	>999.99		Algorithm converged.	0.00	NE
Infections and infestations	Gingival abscess	Asia	140	28.3	0	0.0	139	27.9	0	0.0	NE			NE	NE	NE		NE	NE	NE	NE		NE	NE	NE	NE		NE		NE	NE	NE
Infections and infestations	Gingival abscess	Rest of World	57	11.5	0	0.0	59	11.8	0	0.0	NE			NE	NE	NE		NE	NE	NE	NE		NE	NE	NE	NE		NE		NE	NE	NE
Infections and infestations	Gingivitis	Western Europe/United States/Canada/Australia	298	60.2	1	0.3	300	60.2	1	0.3	1.01		Convergence criterion (GCONV=1E-8) satisfied.	0.06	16.17	0.000		Algorithm converged.	-0.009	0.009	1.01		Algorithm converged.	0.06	16.02	0.9962	NE	0.99		Algorithm converged.	0.06	15.81
Infections and infestations	Gingivitis	Asia	140	28.3	0	0.0	139	27.9	1	0.7		*	Quasi-complete separation of data points detected.				*	WARNING: The relative Hessian convergence criterion of 19.480043296 is greater than the limit of 0.0001. The convergence is questionable.			0.00		Algorithm converged.	0.00	NE	0.9999		>999.99		Algorithm converged.	0.00	NE
Infections and infestations	Gingivitis	Rest of World	57	11.5	0	0.0	59	11.8	0	0.0	NE			NE	NE	NE		NE	NE	NE	NE		NE	NE	NE	NE		NE		NE	NE	NE
Infections and infestations	Groin infection	Western Europe/United States/Canada/Australia	298	60.2	0	0.0	300	60.2	0	0.0	NE			NE	NE	NE		NE	NE	NE	NE		NE	NE	NE	NE	NE	NE		NE	NE	NE
Infections and infestations	Groin infection	Asia	140	28.3	0	0.0	139	27.9	0	0.0	NE			NE	NE	NE		NE	NE	NE	NE		NE	NE	NE	NE		NE		NE	NE	NE
Infections and infestations	Groin infection	Rest of World	57	11.5	1	1.8	59	11.8	0	0.0		*	Quasi-complete separation of data points detected.				*	ERROR: Error in computing the link function, its derivatives, or the variance function.			NE		Algorithm converged.	NE	NE	NE		NE		Algorithm converged.	NE	NE
Infections and infestations	Helicobacter gastritis	Western Europe/United States/Canada/Australia	298	60.2	2	0.7	300	60.2	1	0.3	2.02		Convergence criterion (GCONV=1E-8) satisfied.	0.18	22.40	0.003		Algorithm converged.	-0.008	0.015	2.01		Algorithm converged.	0.18	22.09	0.5669	NE	0.50		Algorithm converged.	0.05	5.45
Infections and infestations	Helicobacter gastritis	Asia	140	28.3	0	0.0	139	27.9	0	0.0	NE			NE	NE	NE		NE	NE	NE	NE		NE	NE	NE	NE		NE		NE	NE	NE
Infections and infestations	Helicobacter gastritis	Rest of World	57	11.5	0	0.0	59	11.8	0	0.0	NE			NE	NE	NE		NE	NE	NE	NE		NE	NE	NE	NE		NE		NE	NE	NE
Infections and infestations	Hepatitis B	Western Europe/United States/Canada/Australia	298	60.2	0	0.0	300	60.2	0	0.0	NE			NE	NE	NE		NE	NE	NE	NE		NE	NE	NE	NE	NE	NE		NE	NE	NE
Infections and infestations	Hepatitis B	Asia	140	28.3	0	0.0	139	27.9	3	2.2		*	Quasi-complete separation of data points detected.				*	WARNING: The relative Hessian convergence criterion of 9.2384695337 is greater than the limit of 0.0001. The convergence is questionable.			0.00		Algorithm converged.	0.00	NE	0.9999		>999.99		Algorithm converged.	0.00	NE
Infections and infestations	Hepatitis B	Rest of World	57	11.5	0	0.0	59	11.8	0	0.0	NE			NE	NE	NE		NE	NE	NE	NE		NE	NE	NE	NE		NE		NE	NE	NE
Infections and infestations	Hepatitis B reactivation	Western Europe/United States/Canada/Australia	298	60.2	0	0.0	300	60.2	0	0.0	NE			NE	NE	NE		NE	NE	NE	NE		NE	NE	NE	NE	NE	NE		NE	NE	NE
Infections and infestations	Hepatitis B reactivation	Asia	140	28.3	0	0.0	139	27.9	1	0.7		*	Quasi-complete separation of data points detected.				*	WARNING: The relative Hessian convergence criterion of 19.480043432 is greater than the limit of 0.0001. The convergence is questionable.			0.00		Algorithm converged.	0.00	NE	0.9999		>999.99		Algorithm converged.	0.00	NE
Infections and infestations	Hepatitis B reactivation	Rest of World	57	11.5	0	0.0	59	11.8	0	0.0	NE			NE	NE	NE		NE	NE	NE	NE		NE	NE	NE	NE		NE		NE	NE	NE
Infections and infestations	Herpes simplex	Western Europe/United States/Canada/Australia	298	60.2	1	0.3	300	60.2	1	0.3	1.01		Convergence criterion (GCONV=1E-8) satisfied.	0.06	16.17	0.000		Algorithm converged.	-0.009	0.009	1.01		Algorithm converged.	0.06	16.02	0.9962	NE	0.99		Algorithm converged.	0.06	15.81
Infections and infestations	Herpes simplex	Asia	140	28.3	0	0.0	139	27.9	1	0.7		*	Quasi-complete separation of data points detected.				*	WARNING: The relative Hessian convergence criterion of 19.480043432 is greater than the limit of 0.0001. The convergence is questionable.			0.00		Algorithm converged.	0.00	NE	0.9999		>999.99		Algorithm converged.	0.00	NE
Infections and infestations	Herpes simplex	Rest of World	57	11.5	0	0.0	59	11.8	0	0.0	NE			NE	NE	NE		NE	NE	NE	NE		NE	NE	NE	NE		NE		NE	NE	NE
Infections and infestations	Herpes simplex reactivation	Western Europe/United States/Canada/Australia	298	60.2	1	0.3	300	60.2	0	0.0		*	Quasi-complete separation of data points detected.				*	WARNING: The relative Hessian convergence criterion of 44.806790292 is greater than the limit of 0.0001. The convergence is questionable.			NE		Algorithm converged.	NE	NE	NE	NE	NE		Algorithm converged.	NE	NE
Infections and infestations	Herpes simplex reactivation	Asia	140	28.3	0	0.0	139	27.9	0	0.0	NE			NE	NE	NE		NE	NE	NE	NE		NE	NE	NE	NE		NE		NE	NE	NE
Infections and infestations	Herpes simplex reactivation	Rest of World	57	11.5	0	0.0	59	11.8	0	0.0	NE			NE	NE	NE		NE	NE	NE	NE		NE	NE	NE	NE		NE		NE	NE	NE
Infections and infestations	Herpes virus infection	Western Europe/United States/Canada/Australia	298	60.2	0	0.0	300	60.2	0	0.0	NE			NE	NE	NE		NE	NE	NE	NE		NE	NE	NE	NE	NE	NE		NE	NE	NE
Infections and infestations	Herpes virus infection	Asia	140	28.3	1	0.7	139	27.9	1	0.7	0.99		Convergence criterion (GCONV=1E-8) satisfied.	0.06	16.03	0.000		Algorithm converged.	-0.020	0.020	0.99		Algorithm converged.	0.06	15.72	0.9959		1.01		Algorithm converged.	0.06	15.94
Infections and infestations	Herpes virus infection	Rest of World	57	11.5	1	1.8	59	11.8	0	0.0		*	Quasi-complete separation of data points detected.				*	ERROR: Error in computing the link function, its derivatives, or the variance function.			NE		Algorithm converged.	NE	NE	NE		NE		Algorithm converged.	NE	NE
Infections and infestations	Herpes zoster	Western Europe/United States/Canada/Australia	298	60.2	3	1.0	300	60.2	2	0.7	1.52		Convergence criterion (GCONV=1E-8) satisfied.	0.25	9.13	0.003		Algorithm converged.	-0.011	0.018	1.51		Algorithm converged.	0.25	8.97	0.6503	0.3371	0.66		Algorithm converged.	0.11	3.93
Infections and infestations	Herpes zoster	Asia	140	28.3	3	2.1	139	27.9	5	3.6	0.59		Convergence criterion (GCONV=1E-8) satisfied.	0.14	2.50	-0.015		Algorithm converged.	-0.054	0.025	0.60		Algorithm converged.	0.15	2.44	0.4721		1.68		Algorithm converged.	0.41	6.89
Infections and infestations	Herpes zoster	Rest of World	57	11.5	1	1.8	59	11.8	0	0.0		*	Quasi-complete separation of data points detected.				*	ERROR: Error in computing the link function, its derivatives, or the variance function.			NE		Algorithm converged.	NE	NE	NE		NE		Algorithm converged.	NE	NE
Infections and infestations	Hordeolum	Western Europe/United States/Canada/Australia	298	60.2	1	0.3	300	60.2	0	0.0		*	Quasi-complete separation of data points detected.				*	WARNING: Negative of Hessian not positive definite.			NE		Algorithm converged.	NE	NE	NE	NE	NE		Algorithm converged.	NE	NE
Infections and infestations	Hordeolum	Asia	140	28.3	1	0.7	139	27.9	0	0.0		*	Quasi-complete separation of data points detected.				*	ERROR: Error in computing the link function, its derivatives, or the variance function.			NE		Algorithm converged.	NE	NE	NE		NE		Algorithm converged.	NE	NE
Infections and infestations	Hordeolum	Rest of World	57	11.5	0	0.0	59	11.8	0	0.0	NE			NE	NE	NE		NE	NE	NE	NE		NE	NE	NE	NE		NE		NE	NE	NE
Infections and infestations	Infection	Western Europe/United States/Canada/Australia	298	60.2	5	1.7	300	60.2	2	0.7	2.54		Convergence criterion (GCONV=1E-8) satisfied.	0.49	13.21	0.010		Algorithm converged.	-0.007	0.027	2.52		Algorithm converged.	0.49	12.87	0.2677	0.2936	0.40		Algorithm converged.	0.08	2.03
Infections and infestations	Infection	Asia	140	28.3	0	0.0	139	27.9	1	0.7		*	Quasi-complete separation of data points detected.				*	WARNING: The relative Hessian convergence criterion of 19.480043432 is greater than the limit of 0.0001. The convergence is questionable.			0.00		Algorithm converged.	0.00	NE	0.9999		>999.99		Algorithm converged.	0.00	NE
Infections and infestations	Infection	Rest of World	57	11.5	3	5.3	59	11.8	1	1.7	3.22		Convergence criterion (GCONV=1E-8) satisfied.	0.33	31.92	0.036		Algorithm converged.	-0.031	0.102	3.11		Algorithm converged.	0.33	28.99	0.3201		0.32		Algorithm converged.	0.03	3.01
Infections and infestations	Influenza	Western Europe/United States/Canada/Australia	298	60.2	6	2.0	300	60.2	0	0.0		*	Quasi-complete separation of data points detected.				*	WARNING: Negative of Hessian not positive definite.			NE		Algorithm converged.	NE	NE	NE	NE	NE		Algorithm converged.	NE	NE
Infections and infestations	Influenza	Asia	140	28.3	2	1.4	139	27.9	0	0.0		*	Quasi-complete separation of data points detected.				*	ERROR: Error in computing the link function, its derivatives, or the variance function.			NE		Algorithm converged.	NE	NE	NE		NE		Algorithm converged.	NE	NE
Infections and infestations	Influenza	Rest of World	57	11.5	0	0.0	59	11.8	3	5.1		*	Quasi-complete separation of data points detected.				*	WARNING: The relative Hessian convergence criterion of 4.7626321574 is greater than the limit of 0.0001. The convergence is questionable.			0.00		Algorithm converged.	0.00	NE	0.9999		>999.99		Algorithm converged.	0.00	NE
Infections and infestations	Intervertebral discitis	Western Europe/United States/Canada/Australia	298	60.2	0	0.0	300	60.2	1	0.3		*	Quasi-complete separation of data points detected.				*	ERROR: The mean parameter is either invalid or at a limit of its range for some observations.			0.00		Algorithm converged.	0.00	NE	0.9999	NE	>999.99		Algorithm converged.	0.00	NE
Infections and infestations	Intervertebral discitis	Asia	140	28.3	0	0.0	139	27.9	0	0.0	NE			NE	NE	NE		NE	NE	NE	NE		NE	NE	NE	NE		NE		NE	NE	NE
Infections and infestations	Intervertebral discitis	Rest of World	57	11.5	0	0.0	59	11.8	0	0.0	NE			NE	NE	NE		NE	NE	NE	NE		NE	NE	NE	NE		NE		NE	NE	NE
Infections and infestations	Keratitis viral	Western Europe/United States/Canada/Australia	298	60.2	0	0.0	300	60.2	1	0.3		*	Quasi-complete separation of data points detected.				*	ERROR: The mean parameter is either invalid or at a limit of its range for some observations.			0.00		Algorithm converged.	0.00	NE	0.9999	NE	>999.99		Algorithm converged.	0.00	NE
Infections and infestations	Keratitis viral	Asia	140	28.3	0	0.0	139	27.9	0	0.0	NE			NE	NE	NE		NE	NE	NE	NE		NE	NE	NE	NE		NE		NE	NE	NE
Infections and infestations	Keratitis viral	Rest of World	57	11.5	0	0.0	59	11.8	0	0.0	NE			NE	NE	NE		NE	NE	NE	NE		NE	NE	NE	NE		NE		NE	NE	NE
Infections and infestations	Klebsiella sepsis	Western Europe/United States/Canada/Australia	298	60.2	0	0.0	300	60.2	1	0.3		*	Quasi-complete separation of data points detected.				*	ERROR: The mean parameter is either invalid or at a limit of its range for some observations.			0.00		Algorithm converged.	0.00	NE	0.9999	NE	>999.99		Algorithm converged.	0.00	NE
Infections and infestations	Klebsiella sepsis	Asia	140	28.3	0	0.0	139	27.9	0	0.0	NE			NE	NE	NE		NE	NE	NE	NE		NE	NE	NE	NE		NE		NE	NE	NE
Infections and infestations	Klebsiella sepsis	Rest of World	57	11.5	0	0.0	59	11.8	0	0.0	NE			NE	NE	NE		NE	NE	NE	NE		NE	NE	NE	NE		NE		NE	NE	NE

Infections and infestations	Large intestine infection	Western Europe/United States/Canada/Australia	298	60.2	0	0.0	300	60.2	1	0.3		*	Quasi-complete separation of data points detected.				*	ERROR: The mean parameter is either invalid or at a limit of its range for some observations.			0.00		Algorithm converged.	0.00	NE	0.9999	NE	>999.99		Algorithm converged.	0.00	NE
Infections and infestations	Large intestine infection	Asia	140	28.3	0	0.0	139	27.9	0	0.0	NE			NE	NE	NE		NE	NE	NE	NE		NE	NE	NE	NE		NE		NE	NE	NE
Infections and infestations	Large intestine infection	Rest of World	57	11.5	0	0.0	59	11.8	0	0.0	NE			NE	NE	NE		NE	NE	NE	NE		NE	NE	NE	NE		NE		NE	NE	NE
Infections and infestations	Laryngitis	Western Europe/United States/Canada/Australia	298	60.2	1	0.3	300	60.2	1	0.3	1.01		Convergence criterion (GCONV=1E-8) satisfied.	0.06	16.17	0.000		Algorithm converged.	-0.009	0.009	1.01		Algorithm converged.	0.06	16.02	0.9962	1.0000	0.99		Algorithm converged.	0.06	15.81
Infections and infestations	Laryngitis	Asia	140	28.3	0	0.0	139	27.9	0	0.0	NE			NE	NE	NE		NE	NE	NE	NE		NE	NE	NE	NE		NE		NE	NE	NE
Infections and infestations	Laryngitis	Rest of World	57	11.5	0	0.0	59	11.8	0	0.0	NE			NE	NE	NE		NE	NE	NE	NE		NE	NE	NE	NE		NE		NE	NE	NE
Infections and infestations	Localised infection	Western Europe/United States/Canada/Australia	298	60.2	2	0.7	300	60.2	2	0.7	1.01		Convergence criterion (GCONV=1E-8) satisfied.	0.14	7.19	0.000		Algorithm converged.	-0.013	0.013	1.01		Algorithm converged.	0.14	7.10	0.9946	NE	0.99		Algorithm converged.	0.14	7.01
Infections and infestations	Localised infection	Asia	140	28.3	0	0.0	139	27.9	0	0.0	NE			NE	NE	NE		NE	NE	NE	NE		NE	NE	NE	NE		NE		NE	NE	NE
Infections and infestations	Localised infection	Rest of World	57	11.5	1	1.8	59	11.8	0	0.0		*	Quasi-complete separation of data points detected.				*	ERROR: Error in computing the link function, its derivatives, or the variance function.			NE		Algorithm converged.	NE	NE	NE		NE		Algorithm converged.	NE	NE
Infections and infestations	Lower respiratory tract infection	Western Europe/United States/Canada/Australia	298	60.2	0	0.0	300	60.2	1	0.3		*	Quasi-complete separation of data points detected.				*	ERROR: The mean parameter is either invalid or at a limit of its range for some observations.			0.00		Algorithm converged.	0.00	NE	0.9999	NE	>999.99		Algorithm converged.	0.00	NE
Infections and infestations	Lower respiratory tract infection	Asia	140	28.3	0	0.0	139	27.9	0	0.0	NE			NE	NE	NE		NE	NE	NE	NE		NE	NE	NE	NE		NE		NE	NE	NE
Infections and infestations	Lower respiratory tract infection	Rest of World	57	11.5	0	0.0	59	11.8	0	0.0	NE			NE	NE	NE		NE	NE	NE	NE		NE	NE	NE	NE		NE		NE	NE	NE
Infections and infestations	Lymph gland infection	Western Europe/United States/Canada/Australia	298	60.2	1	0.3	300	60.2	0	0.0		*	Quasi-complete separation of data points detected.				*	WARNING: The relative Hessian convergence criterion of 44.806790292 is greater than the limit of 0.0001. The convergence is questionable.			NE		Algorithm converged.	NE	NE	NE	NE	NE		Algorithm converged.	NE	NE
Infections and infestations	Lymph gland infection	Asia	140	28.3	0	0.0	139	27.9	0	0.0	NE			NE	NE	NE		NE	NE	NE	NE		NE	NE	NE	NE		NE		NE	NE	NE
Infections and infestations	Lymph gland infection	Rest of World	57	11.5	0	0.0	59	11.8	0	0.0	NE			NE	NE	NE		NE	NE	NE	NE		NE	NE	NE	NE		NE		NE	NE	NE
Infections and infestations	Mediastinitis	Western Europe/United States/Canada/Australia	298	60.2	1	0.3	300	60.2	0	0.0		*	Quasi-complete separation of data points detected.				*	WARNING: The relative Hessian convergence criterion of 44.806790292 is greater than the limit of 0.0001. The convergence is questionable.			NE		Algorithm converged.	NE	NE	NE	NE	NE		Algorithm converged.	NE	NE
Infections and infestations	Mediastinitis	Asia	140	28.3	0	0.0	139	27.9	0	0.0	NE			NE	NE	NE		NE	NE	NE	NE		NE	NE	NE	NE		NE		NE	NE	NE
Infections and infestations	Mediastinitis	Rest of World	57	11.5	0	0.0	59	11.8	0	0.0	NE			NE	NE	NE		NE	NE	NE	NE		NE	NE	NE	NE		NE		NE	NE	NE
Infections and infestations	Nail infection	Western Europe/United States/Canada/Australia	298	60.2	3	1.0	300	60.2	3	1.0	1.01		Convergence criterion (GCONV=1E-8) satisfied.	0.20	5.03	0.000		Algorithm converged.	-0.016	0.016	1.01		Algorithm converged.	0.20	4.95	0.9934	NE	0.99		Algorithm converged.	0.20	4.88
Infections and infestations	Nail infection	Asia	140	28.3	0	0.0	139	27.9	0	0.0	NE			NE	NE	NE		NE	NE	NE	NE		NE	NE	NE	NE		NE		NE	NE	NE
Infections and infestations	Nail infection	Rest of World	57	11.5	0	0.0	59	11.8	0	0.0	NE			NE	NE	NE		NE	NE	NE	NE		NE	NE	NE	NE		NE		NE	NE	NE
Infections and infestations	Nasopharyngitis	Western Europe/United States/Canada/Australia	298	60.2	14	4.7	300	60.2	11	3.7	1.30		Convergence criterion (GCONV=1E-8) satisfied.	0.58	2.90	0.010		Algorithm converged.	-0.022	0.042	1.28		Algorithm converged.	0.59	2.78	0.5299	0.3344	0.78		Algorithm converged.	0.36	1.69
Infections and infestations	Nasopharyngitis	Asia	140	28.3	4	2.9	139	27.9	6	4.3	0.65		Convergence criterion (GCONV=1E-8) satisfied.	0.18	2.36	-0.015		Algorithm converged.	-0.058	0.029	0.66		Algorithm converged.	0.19	2.29	0.5153		1.51		Algorithm converged.	0.44	5.24
Infections and infestations	Nasopharyngitis	Rest of World	57	11.5	0	0.0	59	11.8	1	1.7		*	Quasi-complete separation of data points detected.				*	WARNING: The relative Hessian convergence criterion of 10.540168601 is greater than the limit of 0.0001. The convergence is questionable.			0.00		Algorithm converged.	0.00	NE	0.9999		>999.99		Algorithm converged.	0.00	NE
Infections and infestations	Neutropenic sepsis	Western Europe/United States/Canada/Australia	298	60.2	2	0.7	300	60.2	1	0.3	2.02		Convergence criterion (GCONV=1E-8) satisfied.	0.18	22.40	0.003		Algorithm converged.	-0.008	0.015	2.01		Algorithm converged.	0.18	22.09	0.5669	NE	0.50		Algorithm converged.	0.05	5.45
Infections and infestations	Neutropenic sepsis	Asia	140	28.3	0	0.0	139	27.9	0	0.0	NE			NE	NE	NE		NE	NE	NE	NE		NE	NE	NE	NE		NE		NE	NE	NE
Infections and infestations	Neutropenic sepsis	Rest of World	57	11.5	0	0.0	59	11.8	0	0.0	NE			NE	NE	NE		NE	NE	NE	NE		NE	NE	NE	NE		NE		NE	NE	NE
Infections and infestations	Oesophageal candidiasis	Western Europe/United States/Canada/Australia	298	60.2	1	0.3	300	60.2	0	0.0		*	Quasi-complete separation of data points detected.				*	WARNING: Negative of Hessian not positive definite.			NE		Algorithm converged.	NE	NE	NE	NE	NE		Algorithm converged.	NE	NE
Infections and infestations	Oesophageal candidiasis	Asia	140	28.3	0	0.0	139	27.9	0	0.0	NE			NE	NE	NE		NE	NE	NE	NE		NE	NE	NE	NE		NE		NE	NE	NE
Infections and infestations	Oesophageal candidiasis	Rest of World	57	11.5	0	0.0	59	11.8	0	0.0	NE			NE	NE	NE		NE	NE	NE	NE		NE	NE	NE	NE		NE		NE	NE	NE
Infections and infestations	Onychomycosis	Western Europe/United States/Canada/Australia	298	60.2	2	0.7	300	60.2	4	1.3	0.50		Convergence criterion (GCONV=1E-8) satisfied.	0.09	2.75	-0.007		Algorithm converged.	-0.023	0.009	0.50		Algorithm converged.	0.09	2.73	0.4259	0.3576	1.99		Algorithm converged.	0.37	10.76
Infections and infestations	Onychomycosis	Asia	140	28.3	1	0.7	139	27.9	2	1.4	0.49		Convergence criterion (GCONV=1E-8) satisfied.	0.04	5.50	-0.007		Algorithm converged.	-0.031	0.017	0.50		Algorithm converged.	0.05	5.41	0.5656		2.01		Algorithm converged.	0.18	21.96
Infections and infestations	Onychomycosis	Rest of World	57	11.5	1	1.8	59	11.8	0	0.0		*	Quasi-complete separation of data points detected.				*	ERROR: Error in computing the link function, its derivatives, or the variance function.			NE		Algorithm converged.	NE	NE	NE		NE		Algorithm converged.	NE	NE
Infections and infestations	Oral candidiasis	Western Europe/United States/Canada/Australia	298	60.2	7	2.3	300	60.2	5	1.7	1.42		Convergence criterion (GCONV=1E-8) satisfied.	0.45	4.52	0.007		Algorithm converged.	-0.016	0.029	1.41		Algorithm converged.	0.45	4.39	0.5539	0.1044	0.71		Algorithm converged.	0.23	2.21
Infections and infestations	Oral candidiasis	Asia	140	28.3	0	0.0	139	27.9	3	2.2		*	Quasi-complete separation of data points detected.				*	WARNING: The relative Hessian convergence criterion of 9.2384695421 is greater than the limit of 0.0001. The convergence is questionable.			0.00		Algorithm converged.	0.00	NE	0.9999		>999.99		Algorithm converged.	0.00	NE
Infections and infestations	Oral candidiasis	Rest of World	57	11.5	1	1.8	59	11.8	1	1.7	1.04		Convergence criterion (GCONV=1E-8) satisfied.	0.06	16.96	0.001		Algorithm converged.	-0.047	0.048	1.04		Algorithm converged.	0.07	16.16	0.9804		0.97		Algorithm converged.	0.06	15.08
Infections and infestations	Oral fungal infection	Western Europe/United States/Canada/Australia	298	60.2	2	0.7	300	60.2	3	1.0	0.67		Convergence criterion (GCONV=1E-8) satisfied.	0.11	4.03	-0.003		Algorithm converged.	-0.018	0.011	0.67		Algorithm converged.	0.11	3.99	0.6610	NE	1.49		Algorithm converged.	0.25	8.85
Infections and infestations	Oral fungal infection	Asia	140	28.3	0	0.0	139	27.9	0	0.0	NE			NE	NE	NE		NE	NE	NE	NE		NE	NE	NE	NE		NE		NE	NE	NE
Infections and infestations	Oral fungal infection	Rest of World	57	11.5	0	0.0	59	11.8	0	0.0	NE			NE	NE	NE		NE	NE	NE	NE		NE	NE	NE	NE		NE		NE	NE	NE
Infections and infestations	Oral herpes	Western Europe/United States/Canada/Australia	298	60.2	4	1.3	300	60.2	6	2.0	0.67		Convergence criterion (GCONV=1E-8) satisfied.	0.19	2.39	-0.007		Algorithm converged.	-0.027	0.014	0.67		Algorithm converged.	0.19	2.35	0.5334	0.3392	1.49		Algorithm converged.	0.42	5.23
Infections and infestations	Oral herpes	Asia	140	28.3	2	1.4	139	27.9	1	0.7	2.00		Convergence criterion (GCONV=1E-8) satisfied.	0.18	22.31	0.007		Algorithm converged.	-0.017	0.031	1.99		Algorithm converged.	0.18	21.65	0.5736		0.50		Algorithm converged.	0.05	5.49
Infections and infestations	Oral herpes	Rest of World	57	11.5	1	1.8	59	11.8	0	0.0		*	Quasi-complete separation of data points detected.				*	ERROR: Error in computing the link function, its derivatives, or the variance function.			NE		Algorithm converged.	NE	NE	NE		NE		Algorithm converged.	NE	NE
Infections and infestations	Osteomyelitis	Western Europe/United States/Canada/Australia	298	60.2	0	0.0	300	60.2	0	0.0	NE			NE	NE	NE		NE	NE	NE	NE		NE	NE	NE	NE	NE	NE		NE	NE	NE
Infections and infestations	Osteomyelitis	Asia	140	28.3	0	0.0	139	27.9	0	0.0	NE			NE	NE	NE		NE	NE	NE	NE		NE	NE	NE	NE		NE		NE	NE	NE
Infections and infestations	Osteomyelitis	Rest of World	57	11.5	1	1.8	59	11.8	0	0.0		*	Quasi-complete separation of data points detected.				*	WARNING: The relative Hessian convergence criterion of 10.998844964 is greater than the limit of 0.0001. The convergence is questionable.			NE		Algorithm converged.	NE	NE	NE		NE		Algorithm converged.	NE	NE
Infections and infestations	Otitis media	Western Europe/United States/Canada/Australia	298	60.2	2	0.7	300	60.2	2	0.7	1.01		Convergence criterion (GCONV=1E-8) satisfied.	0.14	7.19	0.000		Algorithm converged.	-0.013	0.013	1.01		Algorithm converged.	0.14	7.10	0.9946	0.5573	0.99		Algorithm converged.	0.14	7.01
Infections and infestations	Otitis media	Asia	140	28.3	0	0.0	139	27.9	0	0.0	NE			NE	NE	NE		NE	NE	NE	NE		NE	NE	NE	NE		NE		NE	NE	NE
Infections and infestations	Otitis media	Rest of World	57	11.5	0	0.0	59	11.8	1	1.7		*	Quasi-complete separation of data points detected.				*	WARNING: The relative Hessian convergence criterion of 10.540168601 is greater than the limit of 0.0001. The convergence is questionable.			0.00		Algorithm converged.	0.00	NE	0.9999		>999.99		Algorithm converged.	0.00	NE
Infections and infestations	Papilloma viral infection	Western Europe/United States/Canada/Australia	298	60.2	1	0.3	300	60.2	0	0.0		*	Quasi-complete separation of data points detected.				*	WARNING: Negative of Hessian not positive definite.			NE		Algorithm converged.	NE	NE	NE	NE	NE		Algorithm converged.	NE	NE
Infections and infestations	Papilloma viral infection	Asia	140	28.3	0	0.0	139	27.9	0	0.0	NE			NE	NE	NE		NE	NE	NE	NE		NE	NE	NE	NE		NE		NE	NE	NE
Infections and infestations	Papilloma viral infection	Rest of World	57	11.5	0	0.0	59	11.8	0	0.0	NE			NE	NE	NE		NE	NE	NE	NE		NE	NE	NE	NE		NE		NE	NE	NE
Infections and infestations	Paronychia	Western Europe/United States/Canada/Australia	298	60.2	1	0.3	300	60.2	1	0.3	1.01		Convergence criterion (GCONV=1E-8) satisfied.	0.06	16.17	0.000		Algorithm converged.	-0.009	0.009	1.01		Algorithm converged.	0.06	16.02	0.9962	0.4223	0.99		Algorithm converged.	0.06	15.81
Infections and infestations	Paronychia	Asia	140	28.3	0	0.0	139	27.9	1	0.7		*	Quasi-complete separation of data points detected.				*	WARNING: The relative Hessian convergence criterion of 19.480043432 is greater than the limit of 0.0001. The convergence is questionable.			0.00		Algorithm converged.	0.00	NE	0.9999		>999.99		Algorithm converged.	0.00	NE
Infections and infestations	Paronychia	Rest of World	57	11.5	0	0.0	59	11.8	1	1.7		*	Quasi-complete separation of data points detected.				*	WARNING: The relative Hessian convergence criterion of 10.540168611 is greater than the limit of 0.0001. The convergence is questionable.			0.00		Algorithm converged.	0.00	NE	0.9999		>999.99		Algorithm converged.	0.00	NE
Infections and infestations	Perineal infection	Western Europe/United States/Canada/Australia	298	60.2	0	0.0	300	60.2	0	0.0	NE			NE	NE	NE		NE	NE	NE	NE		NE	NE	NE	NE	NE	NE		NE	NE	NE
Infections and infestations	Perineal infection	Asia	140	28.3	1	0.7	139	27.9	0	0.0		*	Quasi-complete separation of data points detected.				*	ERROR: Error in computing the link function, its derivatives, or the variance function.			NE		Algorithm converged.	NE	NE	NE		NE		Algorithm converged.	NE	NE
Infections and infestations	Perineal infection	Rest of World	57	11.5	0	0.0	59	11.8	0	0.0	NE			NE	NE	NE		NE	NE	NE	NE		NE	NE	NE	NE		NE		NE	NE	NE
Infections and infestations	Periodontitis	Western Europe/United States/Canada/Australia	298	60.2	0	0.0	300	60.2	0	0.0	NE			NE	NE	NE		NE	NE	NE	NE		NE	NE	NE	NE	NE	NE		NE	NE	NE
Infections and infestations	Periodontitis	Asia	140	28.3	0	0.0	139	27.9	1	0.7		*	Quasi-complete separation of data points detected.				*	WARNING: The relative Hessian convergence criterion of 19.480043432 is greater than the limit of 0.0001. The convergence is questionable.			0.00		Algorithm converged.	0.00	NE	0.9999		>999.99		Algorithm converged.	0.00	NE
Infections and infestations	Periodontitis	Rest of World	57	11.5	0	0.0	59	11.8	0	0.0	NE			NE	NE	NE		NE	NE	NE	NE		NE	NE	NE	NE		NE		NE	NE	NE
Infections and infestations	Peritonitis	Western Europe/United States/Canada/Australia	298	60.2	0	0.0	300	60.2	1	0.3		*	Quasi-complete separation of data points detected.				*	ERROR: The mean parameter is either invalid or at a limit of its range for some observations.			0.00		Algorithm converged.	0.00	NE	0.9999	NE	>999.99		Algorithm converged.	0.00	NE
Infections and infestations	Peritonitis	Asia	140	28.3	0	0.0	139	27.9	0	0.0	NE			NE	NE	NE		NE	NE	NE	NE		NE	NE	NE	NE		NE		NE	NE	NE
Infections and infestations	Peritonitis	Rest of World	57	11.5	0	0.0	59	11.8	0	0.0	NE			NE	NE	NE		NE	NE	NE	NE		NE	NE	NE	NE		NE		NE	NE	NE
Infections and infestations	Pharyngitis	Western Europe/United States/Canada/Australia	298	60.2	1	0.3	300	60.2	0	0.0		*	Quasi-complete separation of data points detected.				*	WARNING: The relative Hessian convergence criterion of 44.806790292 is greater than the limit of 0.0001. The convergence is questionable.			NE		Algorithm converged.	NE	NE	NE	NE	NE		Algorithm converged.	NE	NE
Infections and infestations	Pharyngitis	Asia	140	28.3	1	0.7	139	27.9	1	0.7	0.99		Convergence criterion (GCONV=1E-8) satisfied.	0.06	16.03	0.000		Algorithm converged.	-0.020	0.020	0.99		Algorithm converged.	0.06	15.72	0.9959		1.01		Algorithm converged.	0.06	15.94
Infections and infestations	Pharyngitis	Rest of World	57	11.5	1	1.8	59	11.8	0	0.0		*	Quasi-complete separation of data points detected.				*	ERROR: Error in computing the link function, its derivatives, or the variance function.			NE		Algorithm converged.	NE	NE	NE		NE		Algorithm converged.	NE	NE
Infections and infestations	Pneumocystis jirovecii pneumonia	Western Europe/United States/Canada/Australia	298	60.2	2	0.7	300	60.2	0	0.0		*	Quasi-complete separation of data points detected.				*	WARNING: Negative of Hessian not positive definite.			NE		Algorithm converged.	NE	NE	NE	NE	NE		Algorithm converged.	NE	NE
Infections and infestations	Pneumocystis jirovecii pneumonia	Asia	140	28.3	0	0.0	139	27.9	1	0.7		*	Quasi-complete separation of data points detected.				*	WARNING: The relative Hessian convergence criterion of 19.480043432 is greater than the limit of 0.0001. The convergence is questionable.			0.00		Algorithm converged.	0.00	NE	0.9999		>999.99		Algorithm converged.	0.00	NE
Infections and infestations	Pneumocystis jirovecii pneumonia	Rest of World	57	11.5	0	0.0	59	11.8	0	0.0	NE			NE	NE	NE		NE	NE	NE	NE		NE	NE	NE	NE		NE		NE	NE	NE
Infections and infestations	Pneumonia	Western Europe/United States/Canada/Australia	298	60.2	16	5.4	300	60.2	13	4.3	1.25		Convergence criterion (GCONV=1E-8) satisfied.	0.59	2.65	0.010		Algorithm converged.	-0.024	0.045	1.24		Algorithm converged.	0.61	2.53	0.5563	0.7763	0.81		Algorithm converged.	0.40	1.65
Infections and infestations	Pneumonia	Asia	140	28.3	22	15.7	139	27.9	21	15.1	1.05		Convergence criterion (GCONV=1E-8) satisfied.	0.55	2.01	0.006		Algorithm converged.	-0.079	0.091	1.04		Algorithm converged.	0.60	1.80	0.8885		0.96		Algorithm converged.	0.55	1.67
Infections and infestations	Pneumonia	Rest of World	57	11.5	8	14.0	59	11.8	10	16.9	0.80		Convergence criterion (GCONV=1E-8) satisfied.	0.29	2.20	-0.029		Algorithm converged.	-0.161	0.102	0.83		Algorithm converged.	0.35	1.95	0.6656		1.21		Algorithm converged.	0.51	2.84
Infections and infestations	Pneumonia bacterial	Western Europe/United States/Canada/Australia	298	60.2	1	0.3	300	60.2	0	0.0		*	Quasi-complete separation of data points detected.				*	WARNING: Negative of Hessian not positive definite.			NE		Algorithm converged.	NE	NE	NE	NE	NE		Algorithm converged.	NE	NE
Infections and infestations	Pneumonia bacterial	Asia	140	28.3	0	0.0	139	27.9	0	0.0	NE			NE	NE	NE		NE	NE	NE	NE		NE	NE	NE	NE		NE		NE	NE	NE
Infections and infestations	Pneumonia bacterial	Rest of World	57	11.5	0	0.0	59	11.8	0	0.0	NE			NE	NE	NE		NE	NE	NE	NE		NE	NE	NE	NE		NE		NE	NE	NE
Infections and infestations	Pneumonia klebsiella	Western Europe/United States/Canada/Australia	298	60.2	0	0.0	300	60.2	1	0.3		*	Quasi-complete separation of data points detected.				*	ERROR: The mean parameter is either invalid or at a limit of its range for some observations.			0.00		Algorithm converged.	0.00	NE	0.9999	NE	>999.99		Algorithm converged.	0.00	NE
Infections and infestations	Pneumonia klebsiella	Asia	140	28.3	0	0.0	139	27.9	0	0.0	NE			NE	NE	NE		NE	NE	NE	NE		NE	NE	NE	NE		NE		NE	NE	NE
Infections and infestations	Pneumonia klebsiella	Rest of World	57	11.5	0	0.0	59	11.8	0	0.0	NE			NE	NE	NE		NE	NE	NE	NE		NE	NE	NE	NE		NE		NE	NE	NE
Infections and infestations	Pneumonia pneumococcal	Western Europe/United States/Canada/Australia	298	60.2	1	0.3	300	60.2	0	0.0		*	Quasi-complete separation of data points detected.				*	WARNING: Negative of Hessian not positive definite.			NE		Algorithm converged.	NE	NE	NE	NE	NE		Algorithm converged.	NE	NE
Infections and infestations	Pneumonia pneumococcal	Asia	140	28.3	0	0.0	139	27.9	0	0.0	NE			NE	NE	NE		NE	NE	NE	NE		NE	NE	NE	NE		NE		NE	NE	NE
Infections and infestations	Pneumonia pneumococcal	Rest of World	57	11.5	0	0.0	59	11.8	0	0.0	NE			NE	NE	NE		NE	NE	NE	NE		NE	NE	NE	NE		NE		NE	NE	NE
Infections and infestations	Pneumonia viral	Western Europe/United States/Canada/Australia	298	60.2	1	0.3	300	60.2	0	0.0		*	Quasi-complete separation of data points detected.				*	WARNING: Negative of Hessian not positive definite.			NE		Algorithm converged.	NE	NE	NE	NE	NE		Algorithm converged.	NE	NE
Infections and infestations	Pneumonia viral	Asia	140	28.3	0	0.0	139	27.9	0	0.0	NE			NE	NE	NE		NE	NE	NE	NE		NE	NE	NE	NE		NE		NE	NE	NE
Infections and infestations	Pneumonia viral	Rest of World	57	11.5	0	0.0	59	11.8	0	0.0	NE			NE	NE	NE		NE	NE	NE	NE		NE	NE	NE	NE		NE		NE	NE	NE
Infections and infestations	Postoperative wound infection	Western Europe/United States/Canada/Australia	298	60.2	0	0.0	300	60.2	2	0.7		*	Quasi-complete separation of data points detected.				*	ERROR: The mean parameter is either invalid or at a limit of its range for some observations.			0.00		Algorithm converged.	0.00	NE	0.9999	NE	>999.99		Algorithm converged.	0.00	NE
Infections and infestations	Postoperative wound infection	Asia	140	28.3	0	0.0	139	27.9	0	0.0	NE			NE	NE	NE		NE	NE	NE	NE		NE	NE	NE	NE		NE		NE	NE	NE
Infections and infestations	Postoperative wound infection	Rest of World	57	11.5	0	0.0	59	11.8	0	0.0	NE			NE	NE	NE		NE	NE	NE	NE		NE	NE	NE	NE		NE		NE	NE	NE
Infections and infestations	Proctitis fungal	Western Europe/United States/Canada/Australia	298	60.2	0	0.0	300	60.2	1	0.3		*	Quasi-complete separation of data points detected.				*	ERROR: The mean parameter is either invalid or at a limit of its range for some observations.			0.00		Algorithm converged.	0.00	NE	0.9999	NE	>999.99		Algorithm converged.	0.00	NE
Infections and infestations	Proctitis fungal	Asia	140	28.3	0	0.0	139	27.9	0	0.0	NE			NE	NE	NE		NE	NE	NE	NE		NE	NE	NE	NE		NE		NE	NE	NE
Infections and infestations	Proctitis fungal	Rest of World	57	11.5	0	0.0	59	11.8	0	0.0	NE			NE	NE	NE		NE	NE	NE	NE		NE	NE	NE	NE		NE		NE	NE	NE
Infections and infestations	Prostate infection	Western Europe/United States/Canada/Australia	298	60.2	0	0.0	300	60.2	1	0.3		*	Quasi-complete separation of data points detected.				*	ERROR: The mean parameter is either invalid or at a limit of its range for some observations.			0.00		Algorithm converged.	0.00	NE	0.9999	NE	>999.99		Algorithm converged.	0.00	NE
Infections and infestations	Prostate infection	Asia	140	28.3	0	0.0	139	27.9	0	0.0	NE			NE	NE	NE		NE	NE	NE	NE		NE	NE	NE	NE		NE		NE	NE	NE
Infections and infestations	Prostate infection	Rest of World	57	11.5	0	0.0	59	11.8	0	0.0	NE			NE	NE	NE		NE	NE	NE	NE		NE	NE	NE	NE		NE		NE	NE	NE
Infections and infestations	Pseudomonas infection	Western Europe/United States/Canada/Australia	298	60.2	0	0.0	300	60.2	1	0.3		*	Quasi-complete separation of data points detected.				*	ERROR: The mean parameter is either invalid or at a limit of its range for some observations.			0.00		Algorithm converged.	0.00	NE	0.9999	NE	>999.99		Algorithm converged.	0.00	NE
Infections and infestations	Pseudomonas infection	Asia	140	28.3	0	0.0	139	27.9	0	0.0	NE			NE	NE	NE		NE	NE	NE	NE		NE	NE	NE	NE		NE		NE	NE	NE
Infections and infestations	Pseudomonas infection	Rest of World	57	11.5	0	0.0	59	11.8	0	0.0	NE			NE	NE	NE		NE	NE	NE	NE		NE	NE	NE	NE		NE		NE	NE	NE
Infections and infestations	Rectal abscess	Western Europe/United States/Canada/Australia	298	60.2	1	0.3	300	60.2	0	0.0		*	Quasi-complete separation of data points detected.				*	WARNING: The relative Hessian convergence criterion of 44.806790292 is greater than the limit of 0.0001. The convergence is questionable.			NE		Algorithm converged.	NE	NE	NE	NE	NE		Algorithm converged.	NE	NE
Infections and infestations	Rectal abscess	Asia	140	28.3	0	0.0	139	27.9	0	0.0	NE			NE	NE	NE		NE	NE	NE	NE		NE	NE	NE	NE		NE		NE	NE	NE
Infections and infestations	Rectal abscess	Rest of World	57	11.5	0	0.0	59	11.8	0	0.0	NE			NE	NE	NE		NE	NE	NE	NE		NE	NE	NE	NE		NE		NE	NE	NE
Infections and infestations	Respiratory tract infection	Western Europe/United States/Canada/Australia	298	60.2	5	1.7	300	60.2	3	1.0	1.69		Convergence criterion (GCONV=1E-8) satisfied.	0.40	7.13	0.007		Algorithm converged.	-0.012	0.025	1.68		Algorithm converged.	0.40	6.96	0.4758	0.8997	0.60		Algorithm converged.	0.14	2.47
Infections and infestations	Respiratory tract infection	Asia	140	28.3	1	0.7	139	27.9	1	0.7	0.99		Convergence criterion (GCONV=1E-8) satisfied.	0.06	16.03	0.000		Algorithm converged.	-0.020	0.020	0.99		Algorithm converged.	0.06	15.72	0.9959		1.01		Algorithm converged.	0.06	15.94
Infections and infestations	Respiratory tract infection	Rest of World	57	11.5	2	3.5	59	11.8	2	3.4	1.04		Convergence criterion (GCONV=1E-8) satisfied.	0.14	7.62	0.001		Algorithm converged.	-0.065	0.068	1.04		Algorithm converged.	0.15	7.10	0.9720		0.97		Algorithm converged.	0.14	6.63
Infections and infestations	Rhinitis	Western Europe/United States/Canada/Australia	298	60.2	17	5.7	300	60.2	11	3.7	1.59		Convergence criterion (GCONV=1E-8) satisfied.	0.73	3.45	0.020		Algorithm converged.	-0.013	0.054	1.56		Algorithm converged.	0.74	3.27	0.2425	NE	0.64		Algorithm converged.	0.31	1.35
Infections and infestations	Rhinitis	Asia	140	28.3	1	0.7	139	27.9	0	0.0		*	Quasi-complete separation of data points detected.				*	WARNING: Negative of Hessian not positive definite.			NE		Algorithm converged.	NE	NE	NE		NE		Algorithm converged.	NE	NE

Infections and infestations	Rhinitis	Rest of World	57	11.5	0	0.0	59	11.8	0	0.0	NE			NE	NE	NE		NE	NE	NE	NE		NE	NE	NE	NE		NE		NE	NE	NE
Infections and infestations	Rhinovirus infection	Western Europe/United States/Canada/Australia	298	60.2	0	0.0	300	60.2	0	0.0	NE			NE	NE	NE		NE	NE	NE	NE		NE	NE	NE	NE	NE	NE		NE	NE	NE
Infections and infestations	Rhinovirus infection	Asia	140	28.3	0	0.0	139	27.9	0	0.0	NE			NE	NE	NE		NE	NE	NE	NE		NE	NE	NE	NE		NE		NE	NE	NE
Infections and infestations	Rhinovirus infection	Rest of World	57	11.5	1	1.8	59	11.8	0	0.0		*	Quasi-complete separation of data points detected.				*	ERROR: Error in computing the link function, its derivatives, or the variance function.			NE		Algorithm converged.	NE	NE	NE		NE		Algorithm converged.	NE	NE
Infections and infestations	Scrotal infection	Western Europe/United States/Canada/Australia	298	60.2	0	0.0	300	60.2	1	0.3		*	Quasi-complete separation of data points detected.				*	ERROR: The mean parameter is either invalid or at a limit of its range for some observations.			0.00		Algorithm converged.	0.00	NE	0.9999	NE	>999.99		Algorithm converged.	0.00	NE
Infections and infestations	Scrotal infection	Asia	140	28.3	0	0.0	139	27.9	0	0.0	NE			NE	NE	NE		NE	NE	NE	NE		NE	NE	NE	NE		NE		NE	NE	NE
Infections and infestations	Scrotal infection	Rest of World	57	11.5	0	0.0	59	11.8	0	0.0	NE			NE	NE	NE		NE	NE	NE	NE		NE	NE	NE	NE		NE		NE	NE	NE
Infections and infestations	Sepsis	Western Europe/United States/Canada/Australia	298	60.2	5	1.7	300	60.2	6	2.0	0.84		Convergence criterion (GCONV=1E-8) satisfied.	0.25	2.77	-0.003		Algorithm converged.	-0.025	0.018	0.84		Algorithm converged.	0.26	2.72	0.7697	0.3386	1.19		Algorithm converged.	0.37	3.86
Infections and infestations	Sepsis	Asia	140	28.3	0	0.0	139	27.9	1	0.7		*	Quasi-complete separation of data points detected.				*	WARNING: The relative Hessian convergence criterion of 19.480043296 is greater than the limit of 0.0001. The convergence is questionable.			0.00		Algorithm converged.	0.00	NE	0.9999		>999.99		Algorithm converged.	0.00	NE
Infections and infestations	Sepsis	Rest of World	57	11.5	0	0.0	59	11.8	1	1.7		*	Quasi-complete separation of data points detected.				*	WARNING: The relative Hessian convergence criterion of 10.540168611 is greater than the limit of 0.0001. The convergence is questionable.			0.00		Algorithm converged.	0.00	NE	0.9999		>999.99		Algorithm converged.	0.00	NE
Infections and infestations	Septic shock	Western Europe/United States/Canada/Australia	298	60.2	0	0.0	300	60.2	2	0.7		*	Quasi-complete separation of data points detected.				*	ERROR: The mean parameter is either invalid or at a limit of its range for some observations.			0.00		Algorithm converged.	0.00	NE	0.9999	NE	>999.99		Algorithm converged.	0.00	NE
Infections and infestations	Septic shock	Asia	140	28.3	0	0.0	139	27.9	2	1.4		*	Quasi-complete separation of data points detected.				*	WARNING: The relative Hessian convergence criterion of 12.308584972 is greater than the limit of 0.0001. The convergence is questionable.			0.00		Algorithm converged.	0.00	NE	0.9999		>999.99		Algorithm converged.	0.00	NE
Infections and infestations	Septic shock	Rest of World	57	11.5	0	0.0	59	11.8	1	1.7		*	Quasi-complete separation of data points detected.				*	WARNING: The relative Hessian convergence criterion of 10.540168601 is greater than the limit of 0.0001. The convergence is questionable.			0.00		Algorithm converged.	0.00	NE	0.9999		>999.99		Algorithm converged.	0.00	NE
Infections and infestations	Sialoadenitis	Western Europe/United States/Canada/Australia	298	60.2	0	0.0	300	60.2	1	0.3		*	Quasi-complete separation of data points detected.				*	ERROR: The mean parameter is either invalid or at a limit of its range for some observations.			0.00		Algorithm converged.	0.00	NE	0.9999	NE	>999.99		Algorithm converged.	0.00	NE
Infections and infestations	Sialoadenitis	Asia	140	28.3	0	0.0	139	27.9	0	0.0	NE			NE	NE	NE		NE	NE	NE	NE		NE	NE	NE	NE		NE		NE	NE	NE
Infections and infestations	Sialoadenitis	Rest of World	57	11.5	0	0.0	59	11.8	0	0.0	NE			NE	NE	NE		NE	NE	NE	NE		NE	NE	NE	NE		NE		NE	NE	NE
Infections and infestations	Sinusitis	Western Europe/United States/Canada/Australia	298	60.2	3	1.0	300	60.2	3	1.0	1.01		Convergence criterion (GCONV=1E-8) satisfied.	0.20	5.03	0.000		Algorithm converged.	-0.016	0.016	1.01		Algorithm converged.	0.20	4.95	0.9934	0.1981	0.99		Algorithm converged.	0.20	4.88
Infections and infestations	Sinusitis	Asia	140	28.3	0	0.0	139	27.9	0	0.0	NE			NE	NE	NE		NE	NE	NE	NE		NE	NE	NE	NE		NE		NE	NE	NE
Infections and infestations	Sinusitis	Rest of World	57	11.5	3	5.3	59	11.8	0	0.0		*	Quasi-complete separation of data points detected.				*	WARNING: Negative of Hessian not positive definite.			NE		Algorithm converged.	NE	NE	NE		NE		Algorithm converged.	NE	NE
Infections and infestations	Sinusitis bacterial	Western Europe/United States/Canada/Australia	298	60.2	1	0.3	300	60.2	0	0.0		*	Quasi-complete separation of data points detected.				*	WARNING: The relative Hessian convergence criterion of 44.806790292 is greater than the limit of 0.0001. The convergence is questionable.			NE		Algorithm converged.	NE	NE	NE	NE	NE		Algorithm converged.	NE	NE
Infections and infestations	Sinusitis bacterial	Asia	140	28.3	0	0.0	139	27.9	0	0.0	NE			NE	NE	NE		NE	NE	NE	NE		NE	NE	NE	NE		NE		NE	NE	NE
Infections and infestations	Sinusitis bacterial	Rest of World	57	11.5	0	0.0	59	11.8	0	0.0	NE			NE	NE	NE		NE	NE	NE	NE		NE	NE	NE	NE		NE		NE	NE	NE
Infections and infestations	Skin infection	Western Europe/United States/Canada/Australia	298	60.2	7	2.3	300	60.2	2	0.7	3.58		Convergence criterion (GCONV=1E-8) satisfied.	0.74	17.38	0.017		Algorithm converged.	-0.003	0.036	3.52		Algorithm converged.	0.74	16.82	0.1143	0.1824	0.28		Algorithm converged.	0.06	1.36
Infections and infestations	Skin infection	Asia	140	28.3	0	0.0	139	27.9	1	0.7		*	Quasi-complete separation of data points detected.				*	WARNING: The relative Hessian convergence criterion of 19.480043296 is greater than the limit of 0.0001. The convergence is questionable.			0.00		Algorithm converged.	0.00	NE	0.9999		>999.99		Algorithm converged.	0.00	NE
Infections and infestations	Skin infection	Rest of World	57	11.5	1	1.8	59	11.8	0	0.0		*	Quasi-complete separation of data points detected.				*	ERROR: Error in computing the link function, its derivatives, or the variance function.			NE		Algorithm converged.	NE	NE	NE		NE		Algorithm converged.	NE	NE
Infections and infestations	Soft tissue infection	Western Europe/United States/Canada/Australia	298	60.2	1	0.3	300	60.2	0	0.0		*	Quasi-complete separation of data points detected.				*	WARNING: The relative Hessian convergence criterion of 44.806790292 is greater than the limit of 0.0001. The convergence is questionable.			NE		Algorithm converged.	NE	NE	NE	NE	NE		Algorithm converged.	NE	NE
Infections and infestations	Soft tissue infection	Asia	140	28.3	0	0.0	139	27.9	0	0.0	NE			NE	NE	NE		NE	NE	NE	NE		NE	NE	NE	NE		NE		NE	NE	NE
Infections and infestations	Soft tissue infection	Rest of World	57	11.5	0	0.0	59	11.8	0	0.0	NE			NE	NE	NE		NE	NE	NE	NE		NE	NE	NE	NE		NE		NE	NE	NE
Infections and infestations	Staphylococcal infection	Western Europe/United States/Canada/Australia	298	60.2	2	0.7	300	60.2	3	1.0	0.67		Convergence criterion (GCONV=1E-8) satisfied.	0.11	4.03	-0.003		Algorithm converged.	-0.018	0.011	0.67		Algorithm converged.	0.11	3.99	0.6610	NE	1.49		Algorithm converged.	0.25	8.85
Infections and infestations	Staphylococcal infection	Asia	140	28.3	0	0.0	139	27.9	0	0.0	NE			NE	NE	NE		NE	NE	NE	NE		NE	NE	NE	NE		NE		NE	NE	NE
Infections and infestations	Staphylococcal infection	Rest of World	57	11.5	0	0.0	59	11.8	0	0.0	NE			NE	NE	NE		NE	NE	NE	NE		NE	NE	NE	NE		NE		NE	NE	NE
Infections and infestations	Staphylococcal sepsis	Western Europe/United States/Canada/Australia	298	60.2	1	0.3	300	60.2	0	0.0		*	Quasi-complete separation of data points detected.				*	WARNING: The relative Hessian convergence criterion of 44.806790292 is greater than the limit of 0.0001. The convergence is questionable.			NE		Algorithm converged.	NE	NE	NE	NE	NE		Algorithm converged.	NE	NE
Infections and infestations	Staphylococcal sepsis	Asia	140	28.3	0	0.0	139	27.9	0	0.0	NE			NE	NE	NE		NE	NE	NE	NE		NE	NE	NE	NE		NE		NE	NE	NE
Infections and infestations	Staphylococcal sepsis	Rest of World	57	11.5	0	0.0	59	11.8	0	0.0	NE			NE	NE	NE		NE	NE	NE	NE		NE	NE	NE	NE		NE		NE	NE	NE
Infections and infestations	Stenotrophomonas infection	Western Europe/United States/Canada/Australia	298	60.2	0	0.0	300	60.2	1	0.3		*	Quasi-complete separation of data points detected.				*	ERROR: The mean parameter is either invalid or at a limit of its range for some observations.			0.00		Algorithm converged.	0.00	NE	0.9999	NE	>999.99		Algorithm converged.	0.00	NE
Infections and infestations	Stenotrophomonas infection	Asia	140	28.3	0	0.0	139	27.9	0	0.0	NE			NE	NE	NE		NE	NE	NE	NE		NE	NE	NE	NE		NE		NE	NE	NE
Infections and infestations	Stenotrophomonas infection	Rest of World	57	11.5	0	0.0	59	11.8	0	0.0	NE			NE	NE	NE		NE	NE	NE	NE		NE	NE	NE	NE		NE		NE	NE	NE
Infections and infestations	Stoma site infection	Western Europe/United States/Canada/Australia	298	60.2	1	0.3	300	60.2	0	0.0		*	Quasi-complete separation of data points detected.				*	WARNING: Negative of Hessian not positive definite.			NE		Algorithm converged.	NE	NE	NE	NE	NE		Algorithm converged.	NE	NE
Infections and infestations	Stoma site infection	Asia	140	28.3	0	0.0	139	27.9	0	0.0	NE			NE	NE	NE		NE	NE	NE	NE		NE	NE	NE	NE		NE		NE	NE	NE
Infections and infestations	Stoma site infection	Rest of World	57	11.5	0	0.0	59	11.8	0	0.0	NE			NE	NE	NE		NE	NE	NE	NE		NE	NE	NE	NE		NE		NE	NE	NE
Infections and infestations	Suspected COVID-19	Western Europe/United States/Canada/Australia	298	60.2	0	0.0	300	60.2	0	0.0	NE			NE	NE	NE		NE	NE	NE	NE		NE	NE	NE	NE	NE	NE		NE	NE	NE
Infections and infestations	Suspected COVID-19	Asia	140	28.3	1	0.7	139	27.9	0	0.0		*	Quasi-complete separation of data points detected.				*	WARNING: Negative of Hessian not positive definite.			NE		Algorithm converged.	NE	NE	NE		NE		Algorithm converged.	NE	NE
Infections and infestations	Suspected COVID-19	Rest of World	57	11.5	0	0.0	59	11.8	0	0.0	NE			NE	NE	NE		NE	NE	NE	NE		NE	NE	NE	NE		NE		NE	NE	NE
Infections and infestations	Systemic candida	Western Europe/United States/Canada/Australia	298	60.2	0	0.0	300	60.2	1	0.3		*	Quasi-complete separation of data points detected.				*	ERROR: The mean parameter is either invalid or at a limit of its range for some observations.			0.00		Algorithm converged.	0.00	NE	0.9999	NE	>999.99		Algorithm converged.	0.00	NE
Infections and infestations	Systemic candida	Asia	140	28.3	0	0.0	139	27.9	0	0.0	NE			NE	NE	NE		NE	NE	NE	NE		NE	NE	NE	NE		NE		NE	NE	NE
Infections and infestations	Systemic candida	Rest of World	57	11.5	0	0.0	59	11.8	0	0.0	NE			NE	NE	NE		NE	NE	NE	NE		NE	NE	NE	NE		NE		NE	NE	NE
Infections and infestations	Tinea cruris	Western Europe/United States/Canada/Australia	298	60.2	0	0.0	300	60.2	0	0.0	NE			NE	NE	NE		NE	NE	NE	NE		NE	NE	NE	NE	NE	NE		NE	NE	NE
Infections and infestations	Tinea cruris	Asia	140	28.3	2	1.4	139	27.9	0	0.0		*	Quasi-complete separation of data points detected.				*	ERROR: The mean parameter is either invalid or at a limit of its range for some observations.			NE		Algorithm converged.	NE	NE	NE		NE		Algorithm converged.	NE	NE
Infections and infestations	Tinea cruris	Rest of World	57	11.5	0	0.0	59	11.8	0	0.0	NE			NE	NE	NE		NE	NE	NE	NE		NE	NE	NE	NE		NE		NE	NE	NE
Infections and infestations	Tinea pedis	Western Europe/United States/Canada/Australia	298	60.2	0	0.0	300	60.2	0	0.0	NE			NE	NE	NE		NE	NE	NE	NE		NE	NE	NE	NE	NE	NE		NE	NE	NE
Infections and infestations	Tinea pedis	Asia	140	28.3	1	0.7	139	27.9	1	0.7	0.99		Convergence criterion (GCONV=1E-8) satisfied.	0.06	16.03	0.000		Algorithm converged.	-0.020	0.020	0.99		Algorithm converged.	0.06	15.72	0.9959		1.01		Algorithm converged.	0.06	15.94
Infections and infestations	Tinea pedis	Rest of World	57	11.5	0	0.0	59	11.8	0	0.0	NE			NE	NE	NE		NE	NE	NE	NE		NE	NE	NE	NE		NE		NE	NE	NE
Infections and infestations	Tongue fungal infection	Western Europe/United States/Canada/Australia	298	60.2	1	0.3	300	60.2	1	0.3	1.01		Convergence criterion (GCONV=1E-8) satisfied.	0.06	16.17	0.000		Algorithm converged.	-0.009	0.009	1.01		Algorithm converged.	0.06	16.02	0.9962	0.5967	0.99		Algorithm converged.	0.06	15.81
Infections and infestations	Tongue fungal infection	Asia	140	28.3	0	0.0	139	27.9	0	0.0	NE			NE	NE	NE		NE	NE	NE	NE		NE	NE	NE	NE		NE		NE	NE	NE
Infections and infestations	Tongue fungal infection	Rest of World	57	11.5	0	0.0	59	11.8	1	1.7		*	Quasi-complete separation of data points detected.				*	WARNING: The relative Hessian convergence criterion of 10.540168601 is greater than the limit of 0.0001. The convergence is questionable.			0.00		Algorithm converged.	0.00	NE	0.9999		>999.99		Algorithm converged.	0.00	NE
Infections and infestations	Tonsillitis	Western Europe/United States/Canada/Australia	298	60.2	0	0.0	300	60.2	0	0.0	NE			NE	NE	NE		NE	NE	NE	NE		NE	NE	NE	NE	NE	NE		NE	NE	NE
Infections and infestations	Tonsillitis	Asia	140	28.3	1	0.7	139	27.9	0	0.0		*	Quasi-complete separation of data points detected.				*	WARNING: Negative of Hessian not positive definite.			NE		Algorithm converged.	NE	NE	NE		NE		Algorithm converged.	NE	NE
Infections and infestations	Tonsillitis	Rest of World	57	11.5	0	0.0	59	11.8	0	0.0	NE			NE	NE	NE		NE	NE	NE	NE		NE	NE	NE	NE		NE		NE	NE	NE
Infections and infestations	Tooth abscess	Western Europe/United States/Canada/Australia	298	60.2	4	1.3	300	60.2	0	0.0		*	Quasi-complete separation of data points detected.				*	WARNING: Negative of Hessian not positive definite.			NE		Algorithm converged.	NE	NE	NE	NE	NE		Algorithm converged.	NE	NE
Infections and infestations	Tooth abscess	Asia	140	28.3	0	0.0	139	27.9	0	0.0	NE			NE	NE	NE		NE	NE	NE	NE		NE	NE	NE	NE		NE		NE	NE	NE
Infections and infestations	Tooth abscess	Rest of World	57	11.5	0	0.0	59	11.8	0	0.0	NE			NE	NE	NE		NE	NE	NE	NE		NE	NE	NE	NE		NE		NE	NE	NE
Infections and infestations	Tooth infection	Western Europe/United States/Canada/Australia	298	60.2	3	1.0	300	60.2	1	0.3	3.04		Convergence criterion (GCONV=1E-8) satisfied.	0.31	29.39	0.007		Algorithm converged.	-0.006	0.020	3.02		Algorithm converged.	0.32	28.87	0.3372	NE	0.33		Algorithm converged.	0.03	3.17
Infections and infestations	Tooth infection	Asia	140	28.3	0	0.0	139	27.9	0	0.0	NE			NE	NE	NE		NE	NE	NE	NE		NE	NE	NE	NE		NE		NE	NE	NE
Infections and infestations	Tooth infection	Rest of World	57	11.5	0	0.0	59	11.8	1	1.7		*	Quasi-complete separation of data points detected.				*	WARNING: The relative Hessian convergence criterion of 10.540168601 is greater than the limit of 0.0001. The convergence is questionable.			0.00		Algorithm converged.	0.00	NE	0.9999		>999.99		Algorithm converged.	0.00	NE
Infections and infestations	Tracheitis	Western Europe/United States/Canada/Australia	298	60.2	0	0.0	300	60.2	0	0.0	NE			NE	NE	NE		NE	NE	NE	NE		NE	NE	NE	NE	NE	NE		NE	NE	NE
Infections and infestations	Tracheitis	Asia	140	28.3	0	0.0	139	27.9	2	1.4		*	Quasi-complete separation of data points detected.				*	WARNING: The relative Hessian convergence criterion of 12.308584972 is greater than the limit of 0.0001. The convergence is questionable.			0.00		Algorithm converged.	0.00	NE	0.9999		>999.99		Algorithm converged.	0.00	NE
Infections and infestations	Tracheitis	Rest of World	57	11.5	0	0.0	59	11.8	1	1.7		*	Quasi-complete separation of data points detected.				*	WARNING: The relative Hessian convergence criterion of 10.540168601 is greater than the limit of 0.0001. The convergence is questionable.			0.00		Algorithm converged.	0.00	NE	0.9999		>999.99		Algorithm converged.	0.00	NE
Infections and infestations	Tracheobronchitis	Western Europe/United States/Canada/Australia	298	60.2	0	0.0	300	60.2	0	0.0	NE			NE	NE	NE		NE	NE	NE	NE		NE	NE	NE	NE	NE	NE		NE	NE	NE
Infections and infestations	Tracheobronchitis	Asia	140	28.3	0	0.0	139	27.9	0	0.0	NE			NE	NE	NE		NE	NE	NE	NE		NE	NE	NE	NE		NE		NE	NE	NE
Infections and infestations	Tracheobronchitis	Rest of World	57	11.5	1	1.8	59	11.8	0	0.0		*	Quasi-complete separation of data points detected.				*	ERROR: Error in computing the link function, its derivatives, or the variance function.			NE		Algorithm converged.	NE	NE	NE		NE		Algorithm converged.	NE	NE
Infections and infestations	Tuberculosis	Western Europe/United States/Canada/Australia	298	60.2	0	0.0	300	60.2	1	0.3		*	Quasi-complete separation of data points detected.				*	ERROR: The mean parameter is either invalid or at a limit of its range for some observations.			0.00		Algorithm converged.	0.00	NE	0.9999	NE	>999.99		Algorithm converged.	0.00	NE
Infections and infestations	Tuberculosis	Asia	140	28.3	0	0.0	139	27.9	0	0.0	NE			NE	NE	NE		NE	NE	NE	NE		NE	NE	NE	NE		NE		NE	NE	NE
Infections and infestations	Tuberculosis	Rest of World	57	11.5	0	0.0	59	11.8	0	0.0	NE			NE	NE	NE		NE	NE	NE	NE		NE	NE	NE	NE		NE		NE	NE	NE
Infections and infestations	Upper respiratory tract infection	Western Europe/United States/Canada/Australia	298	60.2	20	6.7	300	60.2	21	7.0	0.96		Convergence criterion (GCONV=1E-8) satisfied.	0.51	1.80	-0.003		Algorithm converged.	-0.043	0.038	0.96		Algorithm converged.	0.53	1.73	0.8890	0.4842	1.04		Algorithm converged.	0.58	1.88
Infections and infestations	Upper respiratory tract infection	Asia	140	28.3	12	8.6	139	27.9	18	12.9	0.63		Convergence criterion (GCONV=1E-8) satisfied.	0.29	1.36	-0.044		Algorithm converged.	-0.116	0.029	0.66		Algorithm converged.	0.33	1.32	0.2423		1.51		Algorithm converged.	0.76	3.02
Infections and infestations	Upper respiratory tract infection	Rest of World	57	11.5	3	5.3	59	11.8	7	11.9	0.41		Convergence criterion (GCONV=1E-8) satisfied.	0.10	1.68	-0.066		Algorithm converged.	-0.167	0.035	0.44		Algorithm converged.	0.12	1.63	0.2213		2.25		Algorithm converged.	0.61	8.29
Infections and infestations	Upper respiratory tract infection bacterial	Western Europe/United States/Canada/Australia	298	60.2	0	0.0	300	60.2	1	0.3		*	Quasi-complete separation of data points detected.				*	ERROR: The mean parameter is either invalid or at a limit of its range for some observations.			0.00		Algorithm converged.	0.00	NE	0.9999	NE	>999.99		Algorithm converged.	0.00	NE
Infections and infestations	Upper respiratory tract infection bacterial	Asia	140	28.3	0	0.0	139	27.9	0	0.0	NE			NE	NE	NE		NE	NE	NE	NE		NE	NE	NE	NE		NE		NE	NE	NE
Infections and infestations	Upper respiratory tract infection bacterial	Rest of World	57	11.5	0	0.0	59	11.8	0	0.0	NE			NE	NE	NE		NE	NE	NE	NE		NE	NE	NE	NE		NE		NE	NE	NE
Infections and infestations	Urethritis	Western Europe/United States/Canada/Australia	298	60.2	0	0.0	300	60.2	0	0.0	NE			NE	NE	NE		NE	NE	NE	NE		NE	NE	NE	NE	NE	NE		NE	NE	NE
Infections and infestations	Urethritis	Asia	140	28.3	0	0.0	139	27.9	1	0.7		*	Quasi-complete separation of data points detected.				*	WARNING: The relative Hessian convergence criterion of 19.480043296 is greater than the limit of 0.0001. The convergence is questionable.			0.00		Algorithm converged.	0.00	NE	0.9999		>999.99		Algorithm converged.	0.00	NE
Infections and infestations	Urethritis	Rest of World	57	11.5	0	0.0	59	11.8	0	0.0	NE			NE	NE	NE		NE	NE	NE	NE		NE	NE	NE	NE		NE		NE	NE	NE
Infections and infestations	Urinary tract infection	Western Europe/United States/Canada/Australia	298	60.2	25	8.4	300	60.2	20	6.7	1.28		Convergence criterion (GCONV=1E-8) satisfied.	0.70	2.36	0.017		Algorithm converged.	-0.025	0.060	1.26		Algorithm converged.	0.71	2.22	0.4259	0.6366	0.79		Algorithm converged.	0.45	1.40
Infections and infestations	Urinary tract infection	Asia	140	28.3	5	3.6	139	27.9	3	2.2	1.68		Convergence criterion (GCONV=1E-8) satisfied.	0.39	7.17	0.014		Algorithm converged.	-0.025	0.053	1.65		Algorithm converged.	0.40	6.79	0.4845		0.60		Algorithm converged.	0.15	2.48
Infections and infestations	Urinary tract infection	Rest of World	57	11.5	7	12.3	59	11.8	3	5.1	2.61		Convergence criterion (GCONV=1E-8) satisfied.	0.64	10.65	0.072		Algorithm converged.	-0.030	0.174	2.42		Algorithm converged.	0.66	8.89	0.1846		0.41		Algorithm converged.	0.11	1.52
Infections and infestations	Urinary tract infection bacterial	Western Europe/United States/Canada/Australia	298	60.2	1	0.3	300	60.2	0	0.0		*	Quasi-complete separation of data points detected.				*	WARNING: Negative of Hessian not positive definite.			NE		Algorithm converged.	NE	NE	NE	NE	NE		Algorithm converged.	NE	NE
Infections and infestations	Urinary tract infection bacterial	Asia	140	28.3	0	0.0	139	27.9	0	0.0	NE			NE	NE	NE		NE	NE	NE	NE		NE	NE	NE	NE		NE		NE	NE	NE
Infections and infestations	Urinary tract infection bacterial	Rest of World	57	11.5	0	0.0	59	11.8	0	0.0	NE			NE	NE	NE		NE	NE	NE	NE		NE	NE	NE	NE		NE		NE	NE	NE
Infections and infestations	Urinary tract infection enterococcal	Western Europe/United States/Canada/Australia	298	60.2	1	0.3	300	60.2	0	0.0		*	Quasi-complete separation of data points detected.				*	WARNING: Negative of Hessian not positive definite.			NE		Algorithm converged.	NE	NE	NE	NE	NE		Algorithm converged.	NE	NE
Infections and infestations	Urinary tract infection enterococcal	Asia	140	28.3	0	0.0	139	27.9	0	0.0	NE			NE	NE	NE		NE	NE	NE	NE		NE	NE	NE	NE		NE		NE	NE	NE
Infections and infestations	Urinary tract infection enterococcal	Rest of World	57	11.5	0	0.0	59	11.8	0	0.0	NE			NE	NE	NE		NE	NE	NE	NE		NE	NE	NE	NE		NE		NE	NE	NE
Infections and infestations	Vaginal infection	Western Europe/United States/Canada/Australia	298	60.2	0	0.0	300	60.2	2	0.7		*	Quasi-complete separation of data points detected.				*	ERROR: The mean parameter is either invalid or at a limit of its range for some observations.			0.00		Algorithm converged.	0.00	NE	0.9999	NE	>999.99		Algorithm converged.	0.00	NE
Infections and infestations	Vaginal infection	Asia	140	28.3	0	0.0	139	27.9	0	0.0	NE			NE	NE	NE		NE	NE	NE	NE		NE	NE	NE	NE		NE		NE	NE	NE
Infections and infestations	Vaginal infection	Rest of World	57	11.5	1	1.8	59	11.8	0	0.0		*	Quasi-complete separation of data points detected.				*	ERROR: Error in computing the link function, its derivatives, or the variance function.			NE		Algorithm converged.	NE	NE	NE		NE		Algorithm converged.	NE	NE
Infections and infestations	Vascular access site cellulitis	Western Europe/United States/Canada/Australia	298	60.2	0	0.0	300	60.2	0	0.0	NE			NE	NE	NE		NE	NE	NE	NE		NE	NE	NE	NE	NE	NE		NE	NE	NE
Infections and infestations	Vascular access site cellulitis	Asia	140	28.3	1	0.7	139	27.9	0	0.0		*	Quasi-complete separation of data points detected.				*	WARNING: Negative of Hessian not positive definite.			NE		Algorithm converged.	NE	NE	NE		NE		Algorithm converged.	NE	NE
Infections and infestations	Vascular access site cellulitis	Rest of World	57	11.5	0	0.0	59	11.8	0	0.0	NE			NE	NE	NE		NE	NE	NE	NE		NE	NE	NE	NE		NE		NE	NE	NE
Infections and infestations	Vascular device infection	Western Europe/United States/Canada/Australia	298	60.2	3	1.0	300	60.2	0	0.0		*	Quasi-complete separation of data points detected.				*	WARNING: Negative of Hessian not positive definite.			NE		Algorithm converged.	NE	NE	NE	NE	NE		Algorithm converged.	NE	NE
Infections and infestations	Vascular device infection	Asia	140	28.3	0	0.0	139	27.9	0	0.0	NE			NE	NE	NE		NE	NE	NE	NE		NE	NE	NE	NE		NE		NE	NE	NE
Infections and infestations	Vascular device infection	Rest of World	57	11.5	1	1.8	59	11.8	0	0.0		*	Quasi-complete separation of data points detected.				*	ERROR: Error in computing the link function, its derivatives, or the variance function.			NE		Algorithm converged.	NE	NE	NE		NE		Algorithm converged.	NE	NE
Infections and infestations	Viraemia	Western Europe/United States/Canada/Australia	298	60.2	0	0.0	300	60.2	1	0.3		*	Quasi-complete separation of data points detected.				*	ERROR: The mean parameter is either invalid or at a limit of its range for some observations.			0.00		Algorithm converged.	0.00	NE	0.9999	NE	>999.99		Algorithm converged.	0.00	NE
Infections and infestations	Viraemia	Asia	140	28.3	0	0.0	139	27.9	0	0.0	NE			NE	NE	NE		NE	NE	NE	NE		NE	NE	NE	NE		NE		NE	NE	NE
Infections and infestations	Viraemia	Rest of World	57	11.5	0	0.0	59	11.8	0	0.0	NE			NE	NE	NE		NE	NE	NE	NE		NE	NE	NE	NE		NE		NE	NE	NE

Infections and infestations	Viral infection	Western Europe/United States/Canada/Australia	298	60.2	1	0.3	300	60.2	0	0.0		*	Quasi-complete separation of data points detected.				*	WARNING: Negative of Hessian not positive definite.			NE		Algorithm converged.	NE	NE	NE	NE	NE		Algorithm converged.	NE	NE
Infections and infestations	Viral infection	Asia	140	28.3	1	0.7	139	27.9	0	0.0		*	Quasi-complete separation of data points detected.				*	WARNING: Negative of Hessian not positive definite.			NE		Algorithm converged.	NE	NE	NE		NE		Algorithm converged.	NE	NE
Infections and infestations	Viral infection	Rest of World	57	11.5	0	0.0	59	11.8	0	0.0	NE			NE	NE	NE		NE	NE	NE	NE		NE	NE	NE	NE		NE		NE	NE	NE
Infections and infestations	Vulvovaginal mycotic infection	Western Europe/United States/Canada/Australia	298	60.2	2	0.7	300	60.2	1	0.3	2.02		Convergence criterion (GCONV=1E-8) satisfied.	0.18	22.40	0.003		Algorithm converged.	-0.008	0.015	2.01		Algorithm converged.	0.18	22.09	0.5669	0.7060	0.50		Algorithm converged.	0.05	5.45
Infections and infestations	Vulvovaginal mycotic infection	Asia	140	28.3	0	0.0	139	27.9	0	0.0	NE			NE	NE	NE		NE	NE	NE	NE		NE	NE	NE	NE		NE		NE	NE	NE
Infections and infestations	Vulvovaginal mycotic infection	Rest of World	57	11.5	1	1.8	59	11.8	0	0.0		*	Quasi-complete separation of data points detected.				*	ERROR: Error in computing the link function, its derivatives, or the variance function.			NE		Algorithm converged.	NE	NE	NE		NE		Algorithm converged.	NE	NE
Infections and infestations	Wound infection	Western Europe/United States/Canada/Australia	298	60.2	0	0.0	300	60.2	1	0.3		*	Quasi-complete separation of data points detected.				*	ERROR: The mean parameter is either invalid or at a limit of its range for some observations.			0.00		Algorithm converged.	0.00	NE	0.9999	NE	>999.99		Algorithm converged.	0.00	NE
Infections and infestations	Wound infection	Asia	140	28.3	0	0.0	139	27.9	0	0.0	NE			NE	NE	NE		NE	NE	NE	NE		NE	NE	NE	NE		NE		NE	NE	NE
Infections and infestations	Wound infection	Rest of World	57	11.5	0	0.0	59	11.8	0	0.0	NE			NE	NE	NE		NE	NE	NE	NE		NE	NE	NE	NE		NE		NE	NE	NE
Infections and infestations	Wound infection bacterial	Western Europe/United States/Canada/Australia	298	60.2	0	0.0	300	60.2	2	0.7		*	Quasi-complete separation of data points detected.				*	ERROR: The mean parameter is either invalid or at a limit of its range for some observations.			0.00		Algorithm converged.	0.00	NE	0.9999	NE	>999.99		Algorithm converged.	0.00	NE
Infections and infestations	Wound infection bacterial	Asia	140	28.3	0	0.0	139	27.9	0	0.0	NE			NE	NE	NE		NE	NE	NE	NE		NE	NE	NE	NE		NE		NE	NE	NE
Infections and infestations	Wound infection bacterial	Rest of World	57	11.5	0	0.0	59	11.8	0	0.0	NE			NE	NE	NE		NE	NE	NE	NE		NE	NE	NE	NE		NE		NE	NE	NE
Injury, poisoning and procedural complications		Western Europe/United States/Canada/Australia	298	60.2	38	12.8	300	60.2	41	13.7	0.92		Convergence criterion (GCONV=1E-8) satisfied.	0.57	1.48	-0.009		Algorithm converged.	-0.063	0.045	0.93		Algorithm converged.	0.62	1.41	0.7412	0.8883	1.07		Algorithm converged.	0.71	1.62
Injury, poisoning and procedural complications		Asia	140	28.3	5	3.6	139	27.9	6	4.3	0.82		Convergence criterion (GCONV=1E-8) satisfied.	0.24	2.76	-0.007		Algorithm converged.	-0.053	0.038	0.83		Algorithm converged.	0.26	2.65	0.7495		1.21		Algorithm converged.	0.38	3.87
Injury, poisoning and procedural complications		Rest of World	57	11.5	4	7.0	59	11.8	6	10.2	0.67		Convergence criterion (GCONV=1E-8) satisfied.	0.18	2.50	-0.032		Algorithm converged.	-0.133	0.070	0.69		Algorithm converged.	0.21	2.32	0.5484		1.45		Algorithm converged.	0.43	4.87
Injury, poisoning and procedural complications	Arthropod bite	Western Europe/United States/Canada/Australia	298	60.2	0	0.0	300	60.2	0	0.0	NE			NE	NE	NE		NE	NE	NE	NE		NE	NE	NE	NE	NE	NE		NE	NE	NE
Injury, poisoning and procedural complications	Arthropod bite	Asia	140	28.3	1	0.7	139	27.9	0	0.0		*	Quasi-complete separation of data points detected.				*	ERROR: Error in computing the link function, its derivatives, or the variance function.			NE		Algorithm converged.	NE	NE	NE		NE		Algorithm converged.	NE	NE
Injury, poisoning and procedural complications	Arthropod bite	Rest of World	57	11.5	0	0.0	59	11.8	0	0.0	NE			NE	NE	NE		NE	NE	NE	NE		NE	NE	NE	NE		NE		NE	NE	NE
Injury, poisoning and procedural complications	Chest injury	Western Europe/United States/Canada/Australia	298	60.2	1	0.3	300	60.2	0	0.0		*	Quasi-complete separation of data points detected.				*	WARNING: The relative Hessian convergence criterion of 44.806790292 is greater than the limit of 0.0001. The convergence is questionable.			NE		Algorithm converged.	NE	NE	NE	NE	NE		Algorithm converged.	NE	NE
Injury, poisoning and procedural complications	Chest injury	Asia	140	28.3	0	0.0	139	27.9	0	0.0	NE			NE	NE	NE		NE	NE	NE	NE		NE	NE	NE	NE		NE		NE	NE	NE
Injury, poisoning and procedural complications	Chest injury	Rest of World	57	11.5	0	0.0	59	11.8	0	0.0	NE			NE	NE	NE		NE	NE	NE	NE		NE	NE	NE	NE		NE		NE	NE	NE
Injury, poisoning and procedural complications	Compression fracture	Western Europe/United States/Canada/Australia	298	60.2	1	0.3	300	60.2	0	0.0		*	Quasi-complete separation of data points detected.				*	WARNING: The relative Hessian convergence criterion of 44.806790292 is greater than the limit of 0.0001. The convergence is questionable.			NE		Algorithm converged.	NE	NE	NE	NE	NE		Algorithm converged.	NE	NE
Injury, poisoning and procedural complications	Compression fracture	Asia	140	28.3	0	0.0	139	27.9	0	0.0	NE			NE	NE	NE		NE	NE	NE	NE		NE	NE	NE	NE		NE		NE	NE	NE
Injury, poisoning and procedural complications	Compression fracture	Rest of World	57	11.5	0	0.0	59	11.8	0	0.0	NE			NE	NE	NE		NE	NE	NE	NE		NE	NE	NE	NE		NE		NE	NE	NE
Injury, poisoning and procedural complications	Concussion	Western Europe/United States/Canada/Australia	298	60.2	0	0.0	300	60.2	0	0.0	NE			NE	NE	NE		NE	NE	NE	NE		NE	NE	NE	NE	NE	NE		NE	NE	NE
Injury, poisoning and procedural complications	Concussion	Asia	140	28.3	0	0.0	139	27.9	0	0.0	NE			NE	NE	NE		NE	NE	NE	NE		NE	NE	NE	NE		NE		NE	NE	NE
Injury, poisoning and procedural complications	Concussion	Rest of World	57	11.5	0	0.0	59	11.8	1	1.7		*	Quasi-complete separation of data points detected.				*	WARNING: The relative Hessian convergence criterion of 10.540168601 is greater than the limit of 0.0001. The convergence is questionable.			0.00		Algorithm converged.	0.00	NE	0.9999		>999.99		Algorithm converged.	0.00	NE
Injury, poisoning and procedural complications	Contusion	Western Europe/United States/Canada/Australia	298	60.2	2	0.7	300	60.2	1	0.3	2.02		Convergence criterion (GCONV=1E-8) satisfied.	0.18	22.40	0.003		Algorithm converged.	-0.008	0.015	2.01		Algorithm converged.	0.18	22.09	0.5669	0.4178	0.50		Algorithm converged.	0.05	5.45
Injury, poisoning and procedural complications	Contusion	Asia	140	28.3	0	0.0	139	27.9	1	0.7		*	Quasi-complete separation of data points detected.				*	WARNING: The relative Hessian convergence criterion of 19.480043432 is greater than the limit of 0.0001. The convergence is questionable.			0.00		Algorithm converged.	0.00	NE	0.9999		>999.99		Algorithm converged.	0.00	NE
Injury, poisoning and procedural complications	Contusion	Rest of World	57	11.5	1	1.8	59	11.8	1	1.7	1.04		Convergence criterion (GCONV=1E-8) satisfied.	0.06	16.96	0.001		Algorithm converged.	-0.047	0.048	1.04		Algorithm converged.	0.07	16.16	0.9804		0.97		Algorithm converged.	0.06	15.08
Injury, poisoning and procedural complications	Corneal abrasion	Western Europe/United States/Canada/Australia	298	60.2	0	0.0	300	60.2	1	0.3		*	Quasi-complete separation of data points detected.				*	ERROR: The mean parameter is either invalid or at a limit of its range for some observations.			0.00		Algorithm converged.	0.00	NE	0.9999	NE	>999.99		Algorithm converged.	0.00	NE
Injury, poisoning and procedural complications	Corneal abrasion	Asia	140	28.3	0	0.0	139	27.9	0	0.0	NE			NE	NE	NE		NE	NE	NE	NE		NE	NE	NE	NE		NE		NE	NE	NE
Injury, poisoning and procedural complications	Corneal abrasion	Rest of World	57	11.5	0	0.0	59	11.8	0	0.0	NE			NE	NE	NE		NE	NE	NE	NE		NE	NE	NE	NE		NE		NE	NE	NE
Injury, poisoning and procedural complications	Eschar	Western Europe/United States/Canada/Australia	298	60.2	1	0.3	300	60.2	0	0.0		*	Quasi-complete separation of data points detected.				*	WARNING: Negative of Hessian not positive definite.			NE		Algorithm converged.	NE	NE	NE	NE	NE		Algorithm converged.	NE	NE
Injury, poisoning and procedural complications	Eschar	Asia	140	28.3	0	0.0	139	27.9	0	0.0	NE			NE	NE	NE		NE	NE	NE	NE		NE	NE	NE	NE		NE		NE	NE	NE
Injury, poisoning and procedural complications	Eschar	Rest of World	57	11.5	0	0.0	59	11.8	0	0.0	NE			NE	NE	NE		NE	NE	NE	NE		NE	NE	NE	NE		NE		NE	NE	NE
Injury, poisoning and procedural complications	Eye contusion	Western Europe/United States/Canada/Australia	298	60.2	0	0.0	300	60.2	0	0.0	NE			NE	NE	NE		NE	NE	NE	NE		NE	NE	NE	NE	NE	NE		NE	NE	NE
Injury, poisoning and procedural complications	Eye contusion	Asia	140	28.3	0	0.0	139	27.9	0	0.0	NE			NE	NE	NE		NE	NE	NE	NE		NE	NE	NE	NE		NE		NE	NE	NE
Injury, poisoning and procedural complications	Eye contusion	Rest of World	57	11.5	0	0.0	59	11.8	1	1.7		*	Quasi-complete separation of data points detected.				*	WARNING: The relative Hessian convergence criterion of 10.540168611 is greater than the limit of 0.0001. The convergence is questionable.			0.00		Algorithm converged.	0.00	NE	0.9999		>999.99		Algorithm converged.	0.00	NE
Injury, poisoning and procedural complications	Eye injury	Western Europe/United States/Canada/Australia	298	60.2	1	0.3	300	60.2	0	0.0		*	Quasi-complete separation of data points detected.				*	WARNING: Negative of Hessian not positive definite.			NE		Algorithm converged.	NE	NE	NE	NE	NE		Algorithm converged.	NE	NE
Injury, poisoning and procedural complications	Eye injury	Asia	140	28.3	0	0.0	139	27.9	0	0.0	NE			NE	NE	NE		NE	NE	NE	NE		NE	NE	NE	NE		NE		NE	NE	NE
Injury, poisoning and procedural complications	Eye injury	Rest of World	57	11.5	0	0.0	59	11.8	0	0.0	NE			NE	NE	NE		NE	NE	NE	NE		NE	NE	NE	NE		NE		NE	NE	NE
Injury, poisoning and procedural complications	Fall	Western Europe/United States/Canada/Australia	298	60.2	4	1.3	300	60.2	12	4.0	0.33		Convergence criterion (GCONV=1E-8) satisfied.	0.10	1.02	-0.027		Algorithm converged.	-0.052	-0.001	0.34		Algorithm converged.	0.11	1.03	0.0561	0.7808	2.98		Algorithm converged.	0.97	9.13
Injury, poisoning and procedural complications	Fall	Asia	140	28.3	1	0.7	139	27.9	1	0.7	0.99		Convergence criterion (GCONV=1E-8) satisfied.	0.06	16.03	0.000		Algorithm converged.	-0.020	0.020	0.99		Algorithm converged.	0.06	15.72	0.9959		1.01		Algorithm converged.	0.06	15.94
Injury, poisoning and procedural complications	Fall	Rest of World	57	11.5	0	0.0	59	11.8	0	0.0	NE			NE	NE	NE		NE	NE	NE	NE		NE	NE	NE	NE		NE		NE	NE	NE
Injury, poisoning and procedural complications	Foot fracture	Western Europe/United States/Canada/Australia	298	60.2	1	0.3	300	60.2	0	0.0		*	Quasi-complete separation of data points detected.				*	WARNING: The relative Hessian convergence criterion of 44.806790292 is greater than the limit of 0.0001. The convergence is questionable.			NE		Algorithm converged.	NE	NE	NE	NE	NE		Algorithm converged.	NE	NE
Injury, poisoning and procedural complications	Foot fracture	Asia	140	28.3	0	0.0	139	27.9	0	0.0	NE			NE	NE	NE		NE	NE	NE	NE		NE	NE	NE	NE		NE		NE	NE	NE
Injury, poisoning and procedural complications	Foot fracture	Rest of World	57	11.5	0	0.0	59	11.8	0	0.0	NE			NE	NE	NE		NE	NE	NE	NE		NE	NE	NE	NE		NE		NE	NE	NE
Injury, poisoning and procedural complications	Head injury	Western Europe/United States/Canada/Australia	298	60.2	1	0.3	300	60.2	0	0.0		*	Quasi-complete separation of data points detected.				*	WARNING: The relative Hessian convergence criterion of 44.806790292 is greater than the limit of 0.0001. The convergence is questionable.			NE		Algorithm converged.	NE	NE	NE	NE	NE		Algorithm converged.	NE	NE
Injury, poisoning and procedural complications	Head injury	Asia	140	28.3	0	0.0	139	27.9	0	0.0	NE			NE	NE	NE		NE	NE	NE	NE		NE	NE	NE	NE		NE		NE	NE	NE
Injury, poisoning and procedural complications	Head injury	Rest of World	57	11.5	0	0.0	59	11.8	0	0.0	NE			NE	NE	NE		NE	NE	NE	NE		NE	NE	NE	NE		NE		NE	NE	NE
Injury, poisoning and procedural complications	Hip fracture	Western Europe/United States/Canada/Australia	298	60.2	1	0.3	300	60.2	3	1.0	0.33		Convergence criterion (GCONV=1E-8) satisfied.	0.03	3.22	-0.007		Algorithm converged.	-0.020	0.006	0.34		Algorithm converged.	0.04	3.21	0.3431	NE	2.98		Algorithm converged.	0.31	28.49
Injury, poisoning and procedural complications	Hip fracture	Asia	140	28.3	0	0.0	139	27.9	0	0.0	NE			NE	NE	NE		NE	NE	NE	NE		NE	NE	NE	NE		NE		NE	NE	NE
Injury, poisoning and procedural complications	Hip fracture	Rest of World	57	11.5	0	0.0	59	11.8	0	0.0	NE			NE	NE	NE		NE	NE	NE	NE		NE	NE	NE	NE		NE		NE	NE	NE
Injury, poisoning and procedural complications	Incision site swelling	Western Europe/United States/Canada/Australia	298	60.2	0	0.0	300	60.2	0	0.0	NE			NE	NE	NE		NE	NE	NE	NE		NE	NE	NE	NE	NE	NE		NE	NE	NE
Injury, poisoning and procedural complications	Incision site swelling	Asia	140	28.3	0	0.0	139	27.9	0	0.0	NE			NE	NE	NE		NE	NE	NE	NE		NE	NE	NE	NE		NE		NE	NE	NE
Injury, poisoning and procedural complications	Incision site swelling	Rest of World	57	11.5	1	1.8	59	11.8	0	0.0		*	Quasi-complete separation of data points detected.				*	ERROR: Error in computing the link function, its derivatives, or the variance function.			NE		Algorithm converged.	NE	NE	NE		NE		Algorithm converged.	NE	NE
Injury, poisoning and procedural complications	Infusion related reaction	Western Europe/United States/Canada/Australia	298	60.2	1	0.3	300	60.2	1	0.3	1.01		Convergence criterion (GCONV=1E-8) satisfied.	0.06	16.17	0.000		Algorithm converged.	-0.009	0.009	1.01		Algorithm converged.	0.06	16.02	0.9962	1.0000	0.99		Algorithm converged.	0.06	15.81
Injury, poisoning and procedural complications	Infusion related reaction	Asia	140	28.3	1	0.7	139	27.9	1	0.7	0.99		Convergence criterion (GCONV=1E-8) satisfied.	0.06	16.03	0.000		Algorithm converged.	-0.020	0.020	0.99		Algorithm converged.	0.06	15.72	0.9959		1.01		Algorithm converged.	0.06	15.94
Injury, poisoning and procedural complications	Infusion related reaction	Rest of World	57	11.5	0	0.0	59	11.8	0	0.0	NE			NE	NE	NE		NE	NE	NE	NE		NE	NE	NE	NE		NE		NE	NE	NE
Injury, poisoning and procedural complications	Injury	Western Europe/United States/Canada/Australia	298	60.2	2	0.7	300	60.2	1	0.3	2.02		Convergence criterion (GCONV=1E-8) satisfied.	0.18	22.40	0.003		Algorithm converged.	-0.008	0.015	2.01		Algorithm converged.	0.18	22.09	0.5669	0.4178	0.50		Algorithm converged.	0.05	5.45
Injury, poisoning and procedural complications	Injury	Asia	140	28.3	0	0.0	139	27.9	1	0.7		*	Quasi-complete separation of data points detected.				*	WARNING: The relative Hessian convergence criterion of 19.480043432 is greater than the limit of 0.0001. The convergence is questionable.			0.00		Algorithm converged.	0.00	NE	0.9999		>999.99		Algorithm converged.	0.00	NE
Injury, poisoning and procedural complications	Injury	Rest of World	57	11.5	0	0.0	59	11.8	0	0.0	NE			NE	NE	NE		NE	NE	NE	NE		NE	NE	NE	NE		NE		NE	NE	NE
Injury, poisoning and procedural complications	Joint dislocation	Western Europe/United States/Canada/Australia	298	60.2	0	0.0	300	60.2	0	0.0	NE			NE	NE	NE		NE	NE	NE	NE		NE	NE	NE	NE	NE	NE		NE	NE	NE
Injury, poisoning and procedural complications	Joint dislocation	Asia	140	28.3	0	0.0	139	27.9	0	0.0	NE			NE	NE	NE		NE	NE	NE	NE		NE	NE	NE	NE		NE		NE	NE	NE
Injury, poisoning and procedural complications	Joint dislocation	Rest of World	57	11.5	0	0.0	59	11.8	1	1.7		*	Quasi-complete separation of data points detected.				*	WARNING: The relative Hessian convergence criterion of 10.540168601 is greater than the limit of 0.0001. The convergence is questionable.			0.00		Algorithm converged.	0.00	NE	0.9999		>999.99		Algorithm converged.	0.00	NE
Injury, poisoning and procedural complications	Ligament sprain	Western Europe/United States/Canada/Australia	298	60.2	1	0.3	300	60.2	1	0.3	1.01		Convergence criterion (GCONV=1E-8) satisfied.	0.06	16.17	0.000		Algorithm converged.	-0.009	0.009	1.01		Algorithm converged.	0.06	16.02	0.9962	NE	0.99		Algorithm converged.	0.06	15.81
Injury, poisoning and procedural complications	Ligament sprain	Asia	140	28.3	0	0.0	139	27.9	1	0.7		*	Quasi-complete separation of data points detected.				*	WARNING: The relative Hessian convergence criterion of 19.480043296 is greater than the limit of 0.0001. The convergence is questionable.			0.00		Algorithm converged.	0.00	NE	0.9999		>999.99		Algorithm converged.	0.00	NE
Injury, poisoning and procedural complications	Ligament sprain	Rest of World	57	11.5	0	0.0	59	11.8	0	0.0	NE			NE	NE	NE		NE	NE	NE	NE		NE	NE	NE	NE		NE		NE	NE	NE
Injury, poisoning and procedural complications	Limb injury	Western Europe/United States/Canada/Australia	298	60.2	3	1.0	300	60.2	0	0.0		*	Quasi-complete separation of data points detected.				*	WARNING: Negative of Hessian not positive definite.			NE		Algorithm converged.	NE	NE	NE	NE	NE		Algorithm converged.	NE	NE
Injury, poisoning and procedural complications	Limb injury	Asia	140	28.3	0	0.0	139	27.9	0	0.0	NE			NE	NE	NE		NE	NE	NE	NE		NE	NE	NE	NE		NE		NE	NE	NE
Injury, poisoning and procedural complications	Limb injury	Rest of World	57	11.5	0	0.0	59	11.8	0	0.0	NE			NE	NE	NE		NE	NE	NE	NE		NE	NE	NE	NE		NE		NE	NE	NE
Injury, poisoning and procedural complications	Lip injury	Western Europe/United States/Canada/Australia	298	60.2	2	0.7	300	60.2	0	0.0		*	Quasi-complete separation of data points detected.				*	WARNING: Negative of Hessian not positive definite.			NE		Algorithm converged.	NE	NE	NE	NE	NE		Algorithm converged.	NE	NE
Injury, poisoning and procedural complications	Lip injury	Asia	140	28.3	0	0.0	139	27.9	0	0.0	NE			NE	NE	NE		NE	NE	NE	NE		NE	NE	NE	NE		NE		NE	NE	NE
Injury, poisoning and procedural complications	Lip injury	Rest of World	57	11.5	0	0.0	59	11.8	0	0.0	NE			NE	NE	NE		NE	NE	NE	NE		NE	NE	NE	NE		NE		NE	NE	NE
Injury, poisoning and procedural complications	Lower limb fracture	Western Europe/United States/Canada/Australia	298	60.2	0	0.0	300	60.2	0	0.0	NE			NE	NE	NE		NE	NE	NE	NE		NE	NE	NE	NE	NE	NE		NE	NE	NE
Injury, poisoning and procedural complications	Lower limb fracture	Asia	140	28.3	0	0.0	139	27.9	0	0.0	NE			NE	NE	NE		NE	NE	NE	NE		NE	NE	NE	NE		NE		NE	NE	NE
Injury, poisoning and procedural complications	Lower limb fracture	Rest of World	57	11.5	1	1.8	59	11.8	0	0.0		*	Quasi-complete separation of data points detected.				*	ERROR: Error in computing the link function, its derivatives, or the variance function.			NE		Algorithm converged.	NE	NE	NE		NE		Algorithm converged.	NE	NE
Injury, poisoning and procedural complications	Lumbar vertebral fracture	Western Europe/United States/Canada/Australia	298	60.2	0	0.0	300	60.2	1	0.3		*	Quasi-complete separation of data points detected.				*	ERROR: The mean parameter is either invalid or at a limit of its range for some observations.			0.00		Algorithm converged.	0.00	NE	0.9999	NE	>999.99		Algorithm converged.	0.00	NE
Injury, poisoning and procedural complications	Lumbar vertebral fracture	Asia	140	28.3	0	0.0	139	27.9	0	0.0	NE			NE	NE	NE		NE	NE	NE	NE		NE	NE	NE	NE		NE		NE	NE	NE
Injury, poisoning and procedural complications	Lumbar vertebral fracture	Rest of World	57	11.5	0	0.0	59	11.8	0	0.0	NE			NE	NE	NE		NE	NE	NE	NE		NE	NE	NE	NE		NE		NE	NE	NE
Injury, poisoning and procedural complications	Meningitis chemical	Western Europe/United States/Canada/Australia	298	60.2	0	0.0	300	60.2	1	0.3		*	Quasi-complete separation of data points detected.				*	ERROR: The mean parameter is either invalid or at a limit of its range for some observations.			0.00		Algorithm converged.	0.00	NE	0.9999	NE	>999.99		Algorithm converged.	0.00	NE
Injury, poisoning and procedural complications	Meningitis chemical	Asia	140	28.3	0	0.0	139	27.9	0	0.0	NE			NE	NE	NE		NE	NE	NE	NE		NE	NE	NE	NE		NE		NE	NE	NE
Injury, poisoning and procedural complications	Meningitis chemical	Rest of World	57	11.5	0	0.0	59	11.8	0	0.0	NE			NE	NE	NE		NE	NE	NE	NE		NE	NE	NE	NE		NE		NE	NE	NE
Injury, poisoning and procedural complications	Meniscus injury	Western Europe/United States/Canada/Australia	298	60.2	1	0.3	300	60.2	0	0.0		*	Quasi-complete separation of data points detected.				*	WARNING: Negative of Hessian not positive definite.			NE		Algorithm converged.	NE	NE	NE	NE	NE		Algorithm converged.	NE	NE
Injury, poisoning and procedural complications	Meniscus injury	Asia	140	28.3	0	0.0	139	27.9	0	0.0	NE			NE	NE	NE		NE	NE	NE	NE		NE	NE	NE	NE		NE		NE	NE	NE
Injury, poisoning and procedural complications	Meniscus injury	Rest of World	57	11.5	0	0.0	59	11.8	0	0.0	NE			NE	NE	NE		NE	NE	NE	NE		NE	NE	NE	NE		NE		NE	NE	NE
Injury, poisoning and procedural complications	Muscle rupture	Western Europe/United States/Canada/Australia	298	60.2	0	0.0	300	60.2	1	0.3		*	Quasi-complete separation of data points detected.				*	ERROR: The mean parameter is either invalid or at a limit of its range for some observations.			0.00		Algorithm converged.	0.00	NE	0.9999	NE	>999.99		Algorithm converged.	0.00	NE
Injury, poisoning and procedural complications	Muscle rupture	Asia	140	28.3	0	0.0	139	27.9	0	0.0	NE			NE	NE	NE		NE	NE	NE	NE		NE	NE	NE	NE		NE		NE	NE	NE
Injury, poisoning and procedural complications	Muscle rupture	Rest of World	57	11.5	0	0.0	59	11.8	0	0.0	NE			NE	NE	NE		NE	NE	NE	NE		NE	NE	NE	NE		NE		NE	NE	NE
Injury, poisoning and procedural complications	Penis injury	Western Europe/United States/Canada/Australia	298	60.2	0	0.0	300	60.2	1	0.3		*	Quasi-complete separation of data points detected.				*	ERROR: The mean parameter is either invalid or at a limit of its range for some observations.			0.00		Algorithm converged.	0.00	NE	0.9999	NE	>999.99		Algorithm converged.	0.00	NE
Injury, poisoning and procedural complications	Penis injury	Asia	140	28.3	0	0.0	139	27.9	0	0.0	NE			NE	NE	NE		NE	NE	NE	NE		NE	NE	NE	NE		NE		NE	NE	NE
Injury, poisoning and procedural complications	Penis injury	Rest of World	57	11.5	0	0.0	59	11.8	0	0.0	NE			NE	NE	NE		NE	NE	NE	NE		NE	NE	NE	NE		NE		NE	NE	NE
Injury, poisoning and procedural complications	Peroneal nerve injury	Western Europe/United States/Canada/Australia	298	60.2	1	0.3	300	60.2	0	0.0		*	Quasi-complete separation of data points detected.				*	WARNING: Negative of Hessian not positive definite.			NE		Algorithm converged.	NE	NE	NE	NE	NE		Algorithm converged.	NE	NE
Injury, poisoning and procedural complications	Peroneal nerve injury	Asia	140	28.3	1	0.7	139	27.9	0	0.0		*	Quasi-complete separation of data points detected.				*	WARNING: Negative of Hessian not positive definite.			NE		Algorithm converged.	NE	NE	NE		NE		Algorithm converged.	NE	NE
Injury, poisoning and procedural complications	Peroneal nerve injury	Rest of World	57	11.5	0	0.0	59	11.8	0	0.0	NE			NE	NE	NE		NE	NE	NE	NE		NE	NE	NE	NE		NE		NE	NE	NE
Injury, poisoning and procedural complications	Post lumbar puncture syndrome	Western Europe/United States/Canada/Australia	298	60.2	4	1.3	300	60.2	2	0.7	2.03		Convergence criterion (GCONV=1E-8) satisfied.	0.37	11.15	0.007		Algorithm converged.	-0.009	0.023	2.01		Algorithm converged.	0.37	10.91	0.4169	NE	0.50		Algorithm converged.	0.09	2.69
Injury, poisoning and procedural complications	Post lumbar puncture syndrome	Asia	140	28.3	0	0.0	139	27.9	0	0.0	NE			NE	NE	NE		NE	NE	NE	NE		NE	NE	NE	NE		NE		NE	NE	NE
Injury, poisoning and procedural complications	Post lumbar puncture syndrome	Rest of World	57	11.5	0	0.0	59	11.8	0	0.0	NE			NE	NE	NE		NE	NE	NE	NE		NE	NE	NE	NE		NE		NE	NE	NE
Injury, poisoning and procedural complications	Procedural pain	Western Europe/United States/Canada/Australia	298	60.2	2	0.7	300	60.2	1	0.3	2.02		Convergence criterion (GCONV=1E-8) satisfied.	0.18	22.40	0.003		Algorithm converged.	-0.008	0.015	2.01		Algorithm converged.	0.18	22.09	0.5669	0.7060	0.50		Algorithm converged.	0.05	5.45
Injury, poisoning and procedural complications	Procedural pain	Asia	140	28.3	0	0.0	139	27.9	0	0.0	NE			NE	NE	NE		NE	NE	NE	NE		NE	NE	NE	NE		NE		NE	NE	NE
Injury, poisoning and procedural complications	Procedural pain	Rest of World	57	11.5	1	1.8	59	11.8	0	0.0		*	Quasi-complete separation of data points detected.				*	ERROR: Error in computing the link function, its derivatives, or the variance function.			NE		Algorithm converged.	NE	NE	NE		NE		Algorithm converged.	NE	NE
Injury, poisoning and procedural complications	Rib fracture	Western Europe/United States/Canada/Australia	298	60.2	2	0.7	300	60.2	2	0.7	1.01		Convergence criterion (GCONV=1E-8) satisfied.	0.14	7.19	0.000		Algorithm converged.	-0.013	0.013	1.01		Algorithm converged.	0.14	7.10	0.9946	NE	0.99		Algorithm converged.	0.14	7.01
Injury, poisoning and procedural complications	Rib fracture	Asia	140	28.3	0	0.0	139	27.9	0	0.0	NE			NE	NE	NE		NE	NE	NE	NE		NE	NE	NE	NE		NE		NE	NE	NE

Injury, poisoning and procedural complications	Rib fracture	Rest of World	57	11.5	0	0.0	59	11.8	0	0.0	NE			NE	NE	NE		NE	NE	NE	NE		NE	NE	NE	NE		NE		NE	NE	NE
Injury, poisoning and procedural complications	Scratch	Western Europe/United States/Canada/Australia	298	60.2	0	0.0	300	60.2	1	0.3		*	Quasi-complete separation of data points detected.				*	ERROR: The mean parameter is either invalid or at a limit of its range for some observations.			0.00		Algorithm converged.	0.00	NE	0.9999	NE	>999.99		Algorithm converged.	0.00	NE
Injury, poisoning and procedural complications	Scratch	Asia	140	28.3	0	0.0	139	27.9	0	0.0	NE			NE	NE	NE		NE	NE	NE	NE		NE	NE	NE	NE		NE		NE	NE	NE
Injury, poisoning and procedural complications	Scratch	Rest of World	57	11.5	0	0.0	59	11.8	0	0.0	NE			NE	NE	NE		NE	NE	NE	NE		NE	NE	NE	NE		NE		NE	NE	NE
Injury, poisoning and procedural complications	Seroma	Western Europe/United States/Canada/Australia	298	60.2	0	0.0	300	60.2	1	0.3		*	Quasi-complete separation of data points detected.				*	ERROR: The mean parameter is either invalid or at a limit of its range for some observations.			0.00		Algorithm converged.	0.00	NE	0.9999	NE	>999.99		Algorithm converged.	0.00	NE
Injury, poisoning and procedural complications	Seroma	Asia	140	28.3	0	0.0	139	27.9	0	0.0	NE			NE	NE	NE		NE	NE	NE	NE		NE	NE	NE	NE		NE		NE	NE	NE
Injury, poisoning and procedural complications	Seroma	Rest of World	57	11.5	0	0.0	59	11.8	0	0.0	NE			NE	NE	NE		NE	NE	NE	NE		NE	NE	NE	NE		NE		NE	NE	NE
Injury, poisoning and procedural complications	Skin abrasion	Western Europe/United States/Canada/Australia	298	60.2	1	0.3	300	60.2	0	0.0		*	Quasi-complete separation of data points detected.				*	WARNING: Negative of Hessian not positive definite.			NE		Algorithm converged.	NE	NE	NE	NE	NE		Algorithm converged.	NE	NE
Injury, poisoning and procedural complications	Skin abrasion	Asia	140	28.3	2	1.4	139	27.9	0	0.0		*	Quasi-complete separation of data points detected.				*	ERROR: Error in computing the link function, its derivatives, or the variance function.			NE		Algorithm converged.	NE	NE	NE		NE		Algorithm converged.	NE	NE
Injury, poisoning and procedural complications	Skin abrasion	Rest of World	57	11.5	1	1.8	59	11.8	0	0.0		*	Quasi-complete separation of data points detected.				*	ERROR: Error in computing the link function, its derivatives, or the variance function.			NE		Algorithm converged.	NE	NE	NE		NE		Algorithm converged.	NE	NE
Injury, poisoning and procedural complications	Skin laceration	Western Europe/United States/Canada/Australia	298	60.2	1	0.3	300	60.2	0	0.0		*	Quasi-complete separation of data points detected.				*	WARNING: Negative of Hessian not positive definite.			NE		Algorithm converged.	NE	NE	NE	NE	NE		Algorithm converged.	NE	NE
Injury, poisoning and procedural complications	Skin laceration	Asia	140	28.3	0	0.0	139	27.9	0	0.0	NE			NE	NE	NE		NE	NE	NE	NE		NE	NE	NE	NE		NE		NE	NE	NE
Injury, poisoning and procedural complications	Skin laceration	Rest of World	57	11.5	0	0.0	59	11.8	0	0.0	NE			NE	NE	NE		NE	NE	NE	NE		NE	NE	NE	NE		NE		NE	NE	NE
Injury, poisoning and procedural complications	Skull fracture	Western Europe/United States/Canada/Australia	298	60.2	1	0.3	300	60.2	0	0.0		*	Quasi-complete separation of data points detected.				*	WARNING: Negative of Hessian not positive definite.			NE		Algorithm converged.	NE	NE	NE	NE	NE		Algorithm converged.	NE	NE
Injury, poisoning and procedural complications	Skull fracture	Asia	140	28.3	0	0.0	139	27.9	0	0.0	NE			NE	NE	NE		NE	NE	NE	NE		NE	NE	NE	NE		NE		NE	NE	NE
Injury, poisoning and procedural complications	Skull fracture	Rest of World	57	11.5	0	0.0	59	11.8	0	0.0	NE			NE	NE	NE		NE	NE	NE	NE		NE	NE	NE	NE		NE		NE	NE	NE
Injury, poisoning and procedural complications	Spinal column injury	Western Europe/United States/Canada/Australia	298	60.2	0	0.0	300	60.2	1	0.3		*	Quasi-complete separation of data points detected.				*	ERROR: The mean parameter is either invalid or at a limit of its range for some observations.			0.00		Algorithm converged.	0.00	NE	0.9999	NE	>999.99		Algorithm converged.	0.00	NE
Injury, poisoning and procedural complications	Spinal column injury	Asia	140	28.3	0	0.0	139	27.9	0	0.0	NE			NE	NE	NE		NE	NE	NE	NE		NE	NE	NE	NE		NE		NE	NE	NE
Injury, poisoning and procedural complications	Spinal column injury	Rest of World	57	11.5	0	0.0	59	11.8	1	1.7		*	Quasi-complete separation of data points detected.				*	WARNING: The relative Hessian convergence criterion of 10.540168611 is greater than the limit of 0.0001. The convergence is questionable.			0.00		Algorithm converged.	0.00	NE	0.9999		>999.99		Algorithm converged.	0.00	NE
Injury, poisoning and procedural complications	Spinal compression fracture	Western Europe/United States/Canada/Australia	298	60.2	1	0.3	300	60.2	1	0.3	1.01		Convergence criterion (GCONV=1E-8) satisfied.	0.06	16.17	0.000		Algorithm converged.	-0.009	0.009	1.01		Algorithm converged.	0.06	16.02	0.9962	NE	0.99		Algorithm converged.	0.06	15.81
Injury, poisoning and procedural complications	Spinal compression fracture	Asia	140	28.3	0	0.0	139	27.9	1	0.7		*	Quasi-complete separation of data points detected.				*	WARNING: The relative Hessian convergence criterion of 19.480043432 is greater than the limit of 0.0001. The convergence is questionable.			0.00		Algorithm converged.	0.00	NE	0.9999		>999.99		Algorithm converged.	0.00	NE
Injury, poisoning and procedural complications	Spinal compression fracture	Rest of World	57	11.5	0	0.0	59	11.8	0	0.0	NE			NE	NE	NE		NE	NE	NE	NE		NE	NE	NE	NE		NE		NE	NE	NE
Injury, poisoning and procedural complications	Spinal fracture	Western Europe/United States/Canada/Australia	298	60.2	1	0.3	300	60.2	1	0.3	1.01		Convergence criterion (GCONV=1E-8) satisfied.	0.06	16.17	0.000		Algorithm converged.	-0.009	0.009	1.01		Algorithm converged.	0.06	16.02	0.9962	1.0000	0.99		Algorithm converged.	0.06	15.81
Injury, poisoning and procedural complications	Spinal fracture	Asia	140	28.3	0	0.0	139	27.9	0	0.0	NE			NE	NE	NE		NE	NE	NE	NE		NE	NE	NE	NE		NE		NE	NE	NE
Injury, poisoning and procedural complications	Spinal fracture	Rest of World	57	11.5	0	0.0	59	11.8	0	0.0	NE			NE	NE	NE		NE	NE	NE	NE		NE	NE	NE	NE		NE		NE	NE	NE
Injury, poisoning and procedural complications	Stoma site extravasation	Western Europe/United States/Canada/Australia	298	60.2	1	0.3	300	60.2	0	0.0		*	Quasi-complete separation of data points detected.				*	WARNING: Negative of Hessian not positive definite.			NE		Algorithm converged.	NE	NE	NE	NE	NE		Algorithm converged.	NE	NE
Injury, poisoning and procedural complications	Stoma site extravasation	Asia	140	28.3	0	0.0	139	27.9	0	0.0	NE			NE	NE	NE		NE	NE	NE	NE		NE	NE	NE	NE		NE		NE	NE	NE
Injury, poisoning and procedural complications	Stoma site extravasation	Rest of World	57	11.5	0	0.0	59	11.8	0	0.0	NE			NE	NE	NE		NE	NE	NE	NE		NE	NE	NE	NE		NE		NE	NE	NE
Injury, poisoning and procedural complications	Subcutaneous haematoma	Western Europe/United States/Canada/Australia	298	60.2	0	0.0	300	60.2	0	0.0	NE			NE	NE	NE		NE	NE	NE	NE		NE	NE	NE	NE	NE	NE		NE	NE	NE
Injury, poisoning and procedural complications	Subcutaneous haematoma	Asia	140	28.3	0	0.0	139	27.9	1	0.7		*	Quasi-complete separation of data points detected.				*	WARNING: The relative Hessian convergence criterion of 19.480043296 is greater than the limit of 0.0001. The convergence is questionable.			0.00		Algorithm converged.	0.00	NE	0.9999		>999.99		Algorithm converged.	0.00	NE
Injury, poisoning and procedural complications	Subcutaneous haematoma	Rest of World	57	11.5	0	0.0	59	11.8	0	0.0	NE			NE	NE	NE		NE	NE	NE	NE		NE	NE	NE	NE		NE		NE	NE	NE
Injury, poisoning and procedural complications	Subdural haematoma	Western Europe/United States/Canada/Australia	298	60.2	1	0.3	300	60.2	0	0.0		*	Quasi-complete separation of data points detected.				*	WARNING: The relative Hessian convergence criterion of 44.806790292 is greater than the limit of 0.0001. The convergence is questionable.			NE		Algorithm converged.	NE	NE	NE	NE	NE		Algorithm converged.	NE	NE
Injury, poisoning and procedural complications	Subdural haematoma	Asia	140	28.3	0	0.0	139	27.9	0	0.0	NE			NE	NE	NE		NE	NE	NE	NE		NE	NE	NE	NE		NE		NE	NE	NE
Injury, poisoning and procedural complications	Subdural haematoma	Rest of World	57	11.5	0	0.0	59	11.8	0	0.0	NE			NE	NE	NE		NE	NE	NE	NE		NE	NE	NE	NE		NE		NE	NE	NE
Injury, poisoning and procedural complications	Thermal burn	Western Europe/United States/Canada/Australia	298	60.2	0	0.0	300	60.2	2	0.7		*	Quasi-complete separation of data points detected.				*	ERROR: The mean parameter is either invalid or at a limit of its range for some observations.			0.00		Algorithm converged.	0.00	NE	0.9999	NE	>999.99		Algorithm converged.	0.00	NE
Injury, poisoning and procedural complications	Thermal burn	Asia	140	28.3	0	0.0	139	27.9	0	0.0	NE			NE	NE	NE		NE	NE	NE	NE		NE	NE	NE	NE		NE		NE	NE	NE
Injury, poisoning and procedural complications	Thermal burn	Rest of World	57	11.5	0	0.0	59	11.8	0	0.0	NE			NE	NE	NE		NE	NE	NE	NE		NE	NE	NE	NE		NE		NE	NE	NE
Injury, poisoning and procedural complications	Thoracic vertebral fracture	Western Europe/United States/Canada/Australia	298	60.2	0	0.0	300	60.2	1	0.3		*	Quasi-complete separation of data points detected.				*	ERROR: The mean parameter is either invalid or at a limit of its range for some observations.			0.00		Algorithm converged.	0.00	NE	0.9999	NE	>999.99		Algorithm converged.	0.00	NE
Injury, poisoning and procedural complications	Thoracic vertebral fracture	Asia	140	28.3	0	0.0	139	27.9	0	0.0	NE			NE	NE	NE		NE	NE	NE	NE		NE	NE	NE	NE		NE		NE	NE	NE
Injury, poisoning and procedural complications	Thoracic vertebral fracture	Rest of World	57	11.5	0	0.0	59	11.8	0	0.0	NE			NE	NE	NE		NE	NE	NE	NE		NE	NE	NE	NE		NE		NE	NE	NE
Injury, poisoning and procedural complications	Tooth fracture	Western Europe/United States/Canada/Australia	298	60.2	2	0.7	300	60.2	1	0.3	2.02		Convergence criterion (GCONV=1E-8) satisfied.	0.18	22.40	0.003		Algorithm converged.	-0.008	0.015	2.01		Algorithm converged.	0.18	22.09	0.5669	NE	0.50		Algorithm converged.	0.05	5.45
Injury, poisoning and procedural complications	Tooth fracture	Asia	140	28.3	0	0.0	139	27.9	0	0.0	NE			NE	NE	NE		NE	NE	NE	NE		NE	NE	NE	NE		NE		NE	NE	NE
Injury, poisoning and procedural complications	Tooth fracture	Rest of World	57	11.5	0	0.0	59	11.8	0	0.0	NE			NE	NE	NE		NE	NE	NE	NE		NE	NE	NE	NE		NE		NE	NE	NE
Injury, poisoning and procedural complications	Vascular access complication	Western Europe/United States/Canada/Australia	298	60.2	1	0.3	300	60.2	2	0.7	0.50		Convergence criterion (GCONV=1E-8) satisfied.	0.05	5.56	-0.003		Algorithm converged.	-0.015	0.008	0.50		Algorithm converged.	0.05	5.52	0.5743	NE	1.99		Algorithm converged.	0.18	21.79
Injury, poisoning and procedural complications	Vascular access complication	Asia	140	28.3	0	0.0	139	27.9	0	0.0	NE			NE	NE	NE		NE	NE	NE	NE		NE	NE	NE	NE		NE		NE	NE	NE
Injury, poisoning and procedural complications	Vascular access complication	Rest of World	57	11.5	0	0.0	59	11.8	0	0.0	NE			NE	NE	NE		NE	NE	NE	NE		NE	NE	NE	NE		NE		NE	NE	NE
Injury, poisoning and procedural complications	Vascular access site erythema	Western Europe/United States/Canada/Australia	298	60.2	0	0.0	300	60.2	1	0.3		*	Quasi-complete separation of data points detected.				*	ERROR: The mean parameter is either invalid or at a limit of its range for some observations.			0.00		Algorithm converged.	0.00	NE	0.9999	NE	>999.99		Algorithm converged.	0.00	NE
Injury, poisoning and procedural complications	Vascular access site erythema	Asia	140	28.3	0	0.0	139	27.9	0	0.0	NE			NE	NE	NE		NE	NE	NE	NE		NE	NE	NE	NE		NE		NE	NE	NE
Injury, poisoning and procedural complications	Vascular access site erythema	Rest of World	57	11.5	0	0.0	59	11.8	0	0.0	NE			NE	NE	NE		NE	NE	NE	NE		NE	NE	NE	NE		NE		NE	NE	NE
Injury, poisoning and procedural complications	Vascular access site inflammation	Western Europe/United States/Canada/Australia	298	60.2	1	0.3	300	60.2	0	0.0		*	Quasi-complete separation of data points detected.				*	WARNING: Negative of Hessian not positive definite.			NE		Algorithm converged.	NE	NE	NE	NE	NE		Algorithm converged.	NE	NE
Injury, poisoning and procedural complications	Vascular access site inflammation	Asia	140	28.3	0	0.0	139	27.9	0	0.0	NE			NE	NE	NE		NE	NE	NE	NE		NE	NE	NE	NE		NE		NE	NE	NE
Injury, poisoning and procedural complications	Vascular access site inflammation	Rest of World	57	11.5	0	0.0	59	11.8	0	0.0	NE			NE	NE	NE		NE	NE	NE	NE		NE	NE	NE	NE		NE		NE	NE	NE
Injury, poisoning and procedural complications	Vascular access site pain	Western Europe/United States/Canada/Australia	298	60.2	2	0.7	300	60.2	0	0.0		*	Quasi-complete separation of data points detected.				*	WARNING: Negative of Hessian not positive definite.			NE		Algorithm converged.	NE	NE	NE	NE	NE		Algorithm converged.	NE	NE
Injury, poisoning and procedural complications	Vascular access site pain	Asia	140	28.3	0	0.0	139	27.9	0	0.0	NE			NE	NE	NE		NE	NE	NE	NE		NE	NE	NE	NE		NE		NE	NE	NE
Injury, poisoning and procedural complications	Vascular access site pain	Rest of World	57	11.5	0	0.0	59	11.8	0	0.0	NE			NE	NE	NE		NE	NE	NE	NE		NE	NE	NE	NE		NE		NE	NE	NE
Injury, poisoning and procedural complications	Venous injury	Western Europe/United States/Canada/Australia	298	60.2	0	0.0	300	60.2	0	0.0	NE			NE	NE	NE		NE	NE	NE	NE		NE	NE	NE	NE	NE	NE		NE	NE	NE
Injury, poisoning and procedural complications	Venous injury	Asia	140	28.3	0	0.0	139	27.9	0	0.0	NE			NE	NE	NE		NE	NE	NE	NE		NE	NE	NE	NE		NE		NE	NE	NE
Injury, poisoning and procedural complications	Venous injury	Rest of World	57	11.5	0	0.0	59	11.8	1	1.7		*	Quasi-complete separation of data points detected.				*	WARNING: The relative Hessian convergence criterion of 10.540168611 is greater than the limit of 0.0001. The convergence is questionable.			0.00		Algorithm converged.	0.00	NE	0.9999		>999.99		Algorithm converged.	0.00	NE
Injury, poisoning and procedural complications	Wound	Western Europe/United States/Canada/Australia	298	60.2	0	0.0	300	60.2	1	0.3		*	Quasi-complete separation of data points detected.				*	ERROR: The mean parameter is either invalid or at a limit of its range for some observations.			0.00		Algorithm converged.	0.00	NE	0.9999	NE	>999.99		Algorithm converged.	0.00	NE
Injury, poisoning and procedural complications	Wound	Asia	140	28.3	0	0.0	139	27.9	1	0.7		*	Quasi-complete separation of data points detected.				*	WARNING: The relative Hessian convergence criterion of 19.480043432 is greater than the limit of 0.0001. The convergence is questionable.			0.00		Algorithm converged.	0.00	NE	0.9999		>999.99		Algorithm converged.	0.00	NE
Injury, poisoning and procedural complications	Wound	Rest of World	57	11.5	0	0.0	59	11.8	0	0.0	NE			NE	NE	NE		NE	NE	NE	NE		NE	NE	NE	NE		NE		NE	NE	NE
Injury, poisoning and procedural complications	Wound complication	Western Europe/United States/Canada/Australia	298	60.2	0	0.0	300	60.2	1	0.3		*	Quasi-complete separation of data points detected.				*	ERROR: The mean parameter is either invalid or at a limit of its range for some observations.			0.00		Algorithm converged.	0.00	NE	0.9999	NE	>999.99		Algorithm converged.	0.00	NE
Injury, poisoning and procedural complications	Wound complication	Asia	140	28.3	0	0.0	139	27.9	0	0.0	NE			NE	NE	NE		NE	NE	NE	NE		NE	NE	NE	NE		NE		NE	NE	NE
Injury, poisoning and procedural complications	Wound complication	Rest of World	57	11.5	0	0.0	59	11.8	0	0.0	NE			NE	NE	NE		NE	NE	NE	NE		NE	NE	NE	NE		NE		NE	NE	NE
Investigations		Western Europe/United States/Canada/Australia	298	60.2	90	30.2	300	60.2	93	31.0	0.96		Convergence criterion (GCONV=1E-8) satisfied.	0.68	1.36	-0.008		Algorithm converged.	-0.082	0.066	0.97		Algorithm converged.	0.77	1.24	0.8322	0.0366	1.03		Algorithm converged.	0.81	1.31
Investigations		Asia	140	28.3	101	72.1	139	27.9	101	72.7	0.97		Convergence criterion (GCONV=1E-8) satisfied.	0.58	1.65	-0.005		Algorithm converged.	-0.110	0.100	0.99		Algorithm converged.	0.86	1.15	0.9228		1.01		Algorithm converged.	0.87	1.16
Investigations		Rest of World	57	11.5	23	40.4	59	11.8	11	18.6	2.95		Convergence criterion (GCONV=1E-8) satisfied.	1.27	6.85	0.217		Algorithm converged.	0.056	0.379	2.16		Algorithm converged.	1.16	4.02	0.0146		0.46		Algorithm converged.	0.25	0.86
Investigations	Activated partial thromboplastin time prolonged	Western Europe/United States/Canada/Australia	298	60.2	2	0.7	300	60.2	0	0.0		*	Quasi-complete separation of data points detected.				*	WARNING: Negative of Hessian not positive definite.			NE		Algorithm converged.	NE	NE	NE	NE	NE		Algorithm converged.	NE	NE
Investigations	Activated partial thromboplastin time prolonged	Asia	140	28.3	0	0.0	139	27.9	0	0.0	NE			NE	NE	NE		NE	NE	NE	NE		NE	NE	NE	NE		NE		NE	NE	NE
Investigations	Activated partial thromboplastin time prolonged	Rest of World	57	11.5	0	0.0	59	11.8	0	0.0	NE			NE	NE	NE		NE	NE	NE	NE		NE	NE	NE	NE		NE		NE	NE	NE
Investigations	Alanine aminotransferase increased	Western Europe/United States/Canada/Australia	298	60.2	9	3.0	300	60.2	11	3.7	0.82		Convergence criterion (GCONV=1E-8) satisfied.	0.33	2.00	-0.006		Algorithm converged.	-0.035	0.022	0.82		Algorithm converged.	0.35	1.96	0.6607	0.7958	1.21		Algorithm converged.	0.51	2.89
Investigations	Alanine aminotransferase increased	Asia	140	28.3	27	19.3	139	27.9	26	18.7	1.04		Convergence criterion (GCONV=1E-8) satisfied.	0.57	1.89	0.006		Algorithm converged.	-0.086	0.098	1.03		Algorithm converged.	0.63	1.67	0.9016		0.97		Algorithm converged.	0.60	1.57
Investigations	Alanine aminotransferase increased	Rest of World	57	11.5	3	5.3	59	11.8	2	3.4	1.58		Convergence criterion (GCONV=1E-8) satisfied.	0.25	9.85	0.019		Algorithm converged.	-0.055	0.093	1.55		Algorithm converged.	0.27	8.95	0.6226		0.64		Algorithm converged.	0.11	3.71
Investigations	Amylase increased	Western Europe/United States/Canada/Australia	298	60.2	1	0.3	300	60.2	5	1.7	0.20		Convergence criterion (GCONV=1E-8) satisfied.	0.02	1.71	-0.013		Algorithm converged.	-0.029	0.003	0.20		Algorithm converged.	0.02	1.71	0.1423	0.7597	4.97		Algorithm converged.	0.58	42.26
Investigations	Amylase increased	Asia	140	28.3	0	0.0	139	27.9	1	0.7		*	Quasi-complete separation of data points detected.				*	WARNING: The relative Hessian convergence criterion of 19.480043296 is greater than the limit of 0.0001. The convergence is questionable.			0.00		Algorithm converged.	0.00	NE	0.9999		>999.99		Algorithm converged.	0.00	NE
Investigations	Amylase increased	Rest of World	57	11.5	1	1.8	59	11.8	3	5.1	0.33		Convergence criterion (GCONV=1E-8) satisfied.	0.03	3.30	-0.033		Algorithm converged.	-0.099	0.032	0.35		Algorithm converged.	0.04	3.22	0.3504		2.90		Algorithm converged.	0.31	27.05
Investigations	Apolipoprotein B increased	Western Europe/United States/Canada/Australia	298	60.2	0	0.0	300	60.2	0	0.0	NE			NE	NE	NE		NE	NE	NE	NE		NE	NE	NE	NE	NE	NE		NE	NE	NE
Investigations	Apolipoprotein B increased	Asia	140	28.3	1	0.7	139	27.9	1	0.7	0.99		Convergence criterion (GCONV=1E-8) satisfied.	0.06	16.03	0.000		Algorithm converged.	-0.020	0.020	0.99		Algorithm converged.	0.06	15.72	0.9959		1.01		Algorithm converged.	0.06	15.94
Investigations	Apolipoprotein B increased	Rest of World	57	11.5	0	0.0	59	11.8	0	0.0	NE			NE	NE	NE		NE	NE	NE	NE		NE	NE	NE	NE		NE		NE	NE	NE
Investigations	Aspartate aminotransferase increased	Western Europe/United States/Canada/Australia	298	60.2	9	3.0	300	60.2	11	3.7	0.82		Convergence criterion (GCONV=1E-8) satisfied.	0.33	2.00	-0.006		Algorithm converged.	-0.035	0.022	0.82		Algorithm converged.	0.35	1.96	0.6607	0.5088	1.21		Algorithm converged.	0.51	2.89
Investigations	Aspartate aminotransferase increased	Asia	140	28.3	21	15.0	139	27.9	20	14.4	1.05		Convergence criterion (GCONV=1E-8) satisfied.	0.54	2.04	0.006		Algorithm converged.	-0.077	0.089	1.04		Algorithm converged.	0.59	1.84	0.8853		0.96		Algorithm converged.	0.54	1.69
Investigations	Aspartate aminotransferase increased	Rest of World	57	11.5	3	5.3	59	11.8	1	1.7	3.22		Convergence criterion (GCONV=1E-8) satisfied.	0.33	31.92	0.036		Algorithm converged.	-0.031	0.102	3.11		Algorithm converged.	0.33	28.99	0.3201		0.32		Algorithm converged.	0.03	3.01
Investigations	B-lymphocyte count decreased	Western Europe/United States/Canada/Australia	298	60.2	0	0.0	300	60.2	0	0.0	NE			NE	NE	NE		NE	NE	NE	NE		NE	NE	NE	NE	NE	NE		NE	NE	NE
Investigations	B-lymphocyte count decreased	Asia	140	28.3	0	0.0	139	27.9	1	0.7		*	Quasi-complete separation of data points detected.				*	WARNING: The relative Hessian convergence criterion of 19.480043228 is greater than the limit of 0.0001. The convergence is questionable.			0.00		Algorithm converged.	0.00	NE	0.9999		>999.99		Algorithm converged.	0.00	NE
Investigations	B-lymphocyte count decreased	Rest of World	57	11.5	0	0.0	59	11.8	0	0.0	NE			NE	NE	NE		NE	NE	NE	NE		NE	NE	NE	NE		NE		NE	NE	NE
Investigations	Bacterial test positive	Western Europe/United States/Canada/Australia	298	60.2	0	0.0	300	60.2	1	0.3		*	Quasi-complete separation of data points detected.				*	ERROR: The mean parameter is either invalid or at a limit of its range for some observations.			0.00		Algorithm converged.	0.00	NE	0.9999	NE	>999.99		Algorithm converged.	0.00	NE
Investigations	Bacterial test positive	Asia	140	28.3	1	0.7	139	27.9	0	0.0		*	Quasi-complete separation of data points detected.				*	WARNING: Negative of Hessian not positive definite.			NE		Algorithm converged.	NE	NE	NE		NE		Algorithm converged.	NE	NE
Investigations	Bacterial test positive	Rest of World	57	11.5	0	0.0	59	11.8	0	0.0	NE			NE	NE	NE		NE	NE	NE	NE		NE	NE	NE	NE		NE		NE	NE	NE
Investigations	Beta 2 microglobulin increased	Western Europe/United States/Canada/Australia	298	60.2	0	0.0	300	60.2	1	0.3		*	Quasi-complete separation of data points detected.				*	ERROR: The mean parameter is either invalid or at a limit of its range for some observations.			0.00		Algorithm converged.	0.00	NE	0.9999	NE	>999.99		Algorithm converged.	0.00	NE
Investigations	Beta 2 microglobulin increased	Asia	140	28.3	0	0.0	139	27.9	0	0.0	NE			NE	NE	NE		NE	NE	NE	NE		NE	NE	NE	NE		NE		NE	NE	NE
Investigations	Beta 2 microglobulin increased	Rest of World	57	11.5	0	0.0	59	11.8	0	0.0	NE			NE	NE	NE		NE	NE	NE	NE		NE	NE	NE	NE		NE		NE	NE	NE
Investigations	Blood albumin decreased	Western Europe/United States/Canada/Australia	298	60.2	0	0.0	300	60.2	0	0.0	NE			NE	NE	NE		NE	NE	NE	NE		NE	NE	NE	NE	NE	NE		NE	NE	NE
Investigations	Blood albumin decreased	Asia	140	28.3	1	0.7	139	27.9	1	0.7	0.99		Convergence criterion (GCONV=1E-8) satisfied.	0.06	16.03	0.000		Algorithm converged.	-0.020	0.020	0.99		Algorithm converged.	0.06	15.72	0.9959		1.01		Algorithm converged.	0.06	15.94
Investigations	Blood albumin decreased	Rest of World	57	11.5	0	0.0	59	11.8	0	0.0	NE			NE	NE	NE		NE	NE	NE	NE		NE	NE	NE	NE		NE		NE	NE	NE
Investigations	Blood alkaline phosphatase	Western Europe/United States/Canada/Australia	298	60.2	0	0.0	300	60.2	0	0.0	NE			NE	NE	NE		NE	NE	NE	NE		NE	NE	NE	NE	NE	NE		NE	NE	NE
Investigations	Blood alkaline phosphatase	Asia	140	28.3	1	0.7	139	27.9	0	0.0		*	Quasi-complete separation of data points detected.				*	ERROR: Error in computing the link function, its derivatives, or the variance function.			NE		Algorithm converged.	NE	NE	NE		NE		Algorithm converged.	NE	NE
Investigations	Blood alkaline phosphatase	Rest of World	57	11.5	0	0.0	59	11.8	0	0.0	NE			NE	NE	NE		NE	NE	NE	NE		NE	NE	NE	NE		NE		NE	NE	NE
Investigations	Blood alkaline phosphatase increased	Western Europe/United States/Canada/Australia	298	60.2	5	1.7	300	60.2	7	2.3	0.71		Convergence criterion (GCONV=1E-8) satisfied.	0.22	2.28	-0.007		Algorithm converged.	-0.029	0.016	0.72		Algorithm converged.	0.23	2.24	0.5695	0.4339	1.39		Algorithm converged.	0.45	4.33
Investigations	Blood alkaline phosphatase increased	Asia	140	28.3	3	2.1	139	27.9	2	1.4	1.50		Convergence criterion (GCONV=1E-8) satisfied.	0.25	9.12	0.007		Algorithm converged.	-0.024	0.038	1.49		Algorithm converged.	0.25	8.78	0.6599		0.67		Algorithm converged.	0.11	3.96
Investigations	Blood alkaline phosphatase increased	Rest of World	57	11.5	0	0.0	59	11.8	1	1.7		*	Quasi-complete separation of data points detected.				*	WARNING: The relative Hessian convergence criterion of 10.540168601 is greater than the limit of 0.0001. The convergence is questionable.			0.00		Algorithm converged.	0.00	NE	0.9999		>999.99		Algorithm converged.	0.00	NE
Investigations	Blood bilirubin increased	Western Europe/United States/Canada/Australia	298	60.2	2	0.7	300	60.2	3	1.0	0.67		Convergence criterion (GCONV=1E-8) satisfied.	0.11	4.03	-0.003		Algorithm converged.	-0.018	0.011	0.67		Algorithm converged.	0.11	3.99	0.6610	0.4000	1.49		Algorithm converged.	0.25	8.85

Investigations	Blood bilirubin increased	Asia	140	28.3	5	3.6	139	27.9	3	2.2	1.68		Convergence criterion (GCONV=1E-8) satisfied.	0.39	7.17	0.014		Algorithm converged.	-0.025	0.053	1.65		Algorithm converged.	0.40	6.79	0.4845		0.60		Algorithm converged.	0.15	2.48
Investigations	Blood bilirubin increased	Rest of World	57	11.5	1	1.8	59	11.8	0	0.0		*	Quasi-complete separation of data points detected.				*	WARNING: The relative Hessian convergence criterion of 10.998844954 is greater than the limit of 0.0001. The convergence is questionable.			NE		Algorithm converged.	NE	NE	NE		NE		Algorithm converged.	NE	NE
Investigations	Blood calcium decreased	Western Europe/United States/Canada/Australia	298	60.2	0	0.0	300	60.2	0	0.0	NE			NE	NE	NE		NE	NE	NE	NE		NE	NE	NE	NE	NE	NE		NE	NE	NE
Investigations	Blood calcium decreased	Asia	140	28.3	1	0.7	139	27.9	0	0.0		*	Quasi-complete separation of data points detected.				*	WARNING: Negative of Hessian not positive definite.			NE		Algorithm converged.	NE	NE	NE		NE		Algorithm converged.	NE	NE
Investigations	Blood calcium decreased	Rest of World	57	11.5	0	0.0	59	11.8	0	0.0	NE			NE	NE	NE		NE	NE	NE	NE		NE	NE	NE	NE		NE		NE	NE	NE
Investigations	Blood chloride decreased	Western Europe/United States/Canada/Australia	298	60.2	0	0.0	300	60.2	0	0.0	NE			NE	NE	NE		NE	NE	NE	NE		NE	NE	NE	NE	NE	NE		NE	NE	NE
Investigations	Blood chloride decreased	Asia	140	28.3	0	0.0	139	27.9	1	0.7		*	Quasi-complete separation of data points detected.				*	WARNING: The relative Hessian convergence criterion of 19.480043432 is greater than the limit of 0.0001. The convergence is questionable.			0.00		Algorithm converged.	0.00	NE	0.9999		>999.99		Algorithm converged.	0.00	NE
Investigations	Blood chloride decreased	Rest of World	57	11.5	0	0.0	59	11.8	0	0.0	NE			NE	NE	NE		NE	NE	NE	NE		NE	NE	NE	NE		NE		NE	NE	NE
Investigations	Blood cholesterol increased	Western Europe/United States/Canada/Australia	298	60.2	0	0.0	300	60.2	0	0.0	NE			NE	NE	NE		NE	NE	NE	NE		NE	NE	NE	NE	NE	NE		NE	NE	NE
Investigations	Blood cholesterol increased	Asia	140	28.3	1	0.7	139	27.9	4	2.9	0.24		Convergence criterion (GCONV=1E-8) satisfied.	0.03	2.20	-0.022		Algorithm converged.	-0.053	0.009	0.25		Algorithm converged.	0.03	2.19	0.2100		4.03		Algorithm converged.	0.46	35.59
Investigations	Blood cholesterol increased	Rest of World	57	11.5	0	0.0	59	11.8	0	0.0	NE			NE	NE	NE		NE	NE	NE	NE		NE	NE	NE	NE		NE		NE	NE	NE
Investigations	Blood creatine increased	Western Europe/United States/Canada/Australia	298	60.2	0	0.0	300	60.2	2	0.7		*	Quasi-complete separation of data points detected.				*	ERROR: The mean parameter is either invalid or at a limit of its range for some observations.			0.00		Algorithm converged.	0.00	NE	0.9999	NE	>999.99		Algorithm converged.	0.00	NE
Investigations	Blood creatine increased	Asia	140	28.3	0	0.0	139	27.9	0	0.0	NE			NE	NE	NE		NE	NE	NE	NE		NE	NE	NE	NE		NE		NE	NE	NE
Investigations	Blood creatine increased	Rest of World	57	11.5	0	0.0	59	11.8	0	0.0	NE			NE	NE	NE		NE	NE	NE	NE		NE	NE	NE	NE		NE		NE	NE	NE
Investigations	Blood creatinine increased	Western Europe/United States/Canada/Australia	298	60.2	1	0.3	300	60.2	3	1.0	0.33		Convergence criterion (GCONV=1E-8) satisfied.	0.03	3.22	-0.007		Algorithm converged.	-0.020	0.006	0.34		Algorithm converged.	0.04	3.21	0.3431	0.7695	2.98		Algorithm converged.	0.31	28.49
Investigations	Blood creatinine increased	Asia	140	28.3	1	0.7	139	27.9	3	2.2	0.33		Convergence criterion (GCONV=1E-8) satisfied.	0.03	3.17	-0.014		Algorithm converged.	-0.042	0.013	0.33		Algorithm converged.	0.03	3.14	0.3356		3.02		Algorithm converged.	0.32	28.70
Investigations	Blood creatinine increased	Rest of World	57	11.5	0	0.0	59	11.8	1	1.7		*	Quasi-complete separation of data points detected.				*	WARNING: The relative Hessian convergence criterion of 10.540168611 is greater than the limit of 0.0001. The convergence is questionable.			0.00		Algorithm converged.	0.00	NE	0.9999		>999.99		Algorithm converged.	0.00	NE
Investigations	Blood culture positive	Western Europe/United States/Canada/Australia	298	60.2	0	0.0	300	60.2	1	0.3		*	Quasi-complete separation of data points detected.				*	ERROR: The mean parameter is either invalid or at a limit of its range for some observations.			0.00		Algorithm converged.	0.00	NE	0.9999	NE	>999.99		Algorithm converged.	0.00	NE
Investigations	Blood culture positive	Asia	140	28.3	0	0.0	139	27.9	0	0.0	NE			NE	NE	NE		NE	NE	NE	NE		NE	NE	NE	NE		NE		NE	NE	NE
Investigations	Blood culture positive	Rest of World	57	11.5	0	0.0	59	11.8	0	0.0	NE			NE	NE	NE		NE	NE	NE	NE		NE	NE	NE	NE		NE		NE	NE	NE
Investigations	Blood folate decreased	Western Europe/United States/Canada/Australia	298	60.2	1	0.3	300	60.2	0	0.0		*	Quasi-complete separation of data points detected.				*	WARNING: The relative Hessian convergence criterion of 44.806790292 is greater than the limit of 0.0001. The convergence is questionable.			NE		Algorithm converged.	NE	NE	NE	NE	NE		Algorithm converged.	NE	NE
Investigations	Blood folate decreased	Asia	140	28.3	0	0.0	139	27.9	0	0.0	NE			NE	NE	NE		NE	NE	NE	NE		NE	NE	NE	NE		NE		NE	NE	NE
Investigations	Blood folate decreased	Rest of World	57	11.5	0	0.0	59	11.8	0	0.0	NE			NE	NE	NE		NE	NE	NE	NE		NE	NE	NE	NE		NE		NE	NE	NE
Investigations	Blood glucose decreased	Western Europe/United States/Canada/Australia	298	60.2	0	0.0	300	60.2	0	0.0	NE			NE	NE	NE		NE	NE	NE	NE		NE	NE	NE	NE	NE	NE		NE	NE	NE
Investigations	Blood glucose decreased	Asia	140	28.3	0	0.0	139	27.9	1	0.7		*	Quasi-complete separation of data points detected.				*	WARNING: The relative Hessian convergence criterion of 19.480043228 is greater than the limit of 0.0001. The convergence is questionable.			0.00		Algorithm converged.	0.00	NE	0.9999		>999.99		Algorithm converged.	0.00	NE
Investigations	Blood glucose decreased	Rest of World	57	11.5	0	0.0	59	11.8	0	0.0	NE			NE	NE	NE		NE	NE	NE	NE		NE	NE	NE	NE		NE		NE	NE	NE
Investigations	Blood glucose increased	Western Europe/United States/Canada/Australia	298	60.2	3	1.0	300	60.2	1	0.3	3.04		Convergence criterion (GCONV=1E-8) satisfied.	0.31	29.39	0.007		Algorithm converged.	-0.006	0.020	3.02		Algorithm converged.	0.32	28.87	0.3372	0.9801	0.33		Algorithm converged.	0.03	3.17
Investigations	Blood glucose increased	Asia	140	28.3	7	5.0	139	27.9	3	2.2	2.39		Convergence criterion (GCONV=1E-8) satisfied.	0.60	9.42	0.028		Algorithm converged.	-0.015	0.072	2.32		Algorithm converged.	0.61	8.78	0.2164		0.43		Algorithm converged.	0.11	1.64
Investigations	Blood glucose increased	Rest of World	57	11.5	0	0.0	59	11.8	0	0.0	NE			NE	NE	NE		NE	NE	NE	NE		NE	NE	NE	NE		NE		NE	NE	NE
Investigations	Blood immunoglobulin G decreased	Western Europe/United States/Canada/Australia	298	60.2	1	0.3	300	60.2	0	0.0		*	Quasi-complete separation of data points detected.				*	WARNING: Negative of Hessian not positive definite.			NE		Algorithm converged.	NE	NE	NE	NE	NE		Algorithm converged.	NE	NE
Investigations	Blood immunoglobulin G decreased	Asia	140	28.3	1	0.7	139	27.9	1	0.7	0.99		Convergence criterion (GCONV=1E-8) satisfied.	0.06	16.03	0.000		Algorithm converged.	-0.020	0.020	0.99		Algorithm converged.	0.06	15.72	0.9959		1.01		Algorithm converged.	0.06	15.94
Investigations	Blood immunoglobulin G decreased	Rest of World	57	11.5	0	0.0	59	11.8	0	0.0	NE			NE	NE	NE		NE	NE	NE	NE		NE	NE	NE	NE		NE		NE	NE	NE
Investigations	Blood immunoglobulin M decreased	Western Europe/United States/Canada/Australia	298	60.2	1	0.3	300	60.2	0	0.0		*	Quasi-complete separation of data points detected.				*	WARNING: Negative of Hessian not positive definite.			NE		Algorithm converged.	NE	NE	NE	NE	NE		Algorithm converged.	NE	NE
Investigations	Blood immunoglobulin M decreased	Asia	140	28.3	0	0.0	139	27.9	0	0.0	NE			NE	NE	NE		NE	NE	NE	NE		NE	NE	NE	NE		NE		NE	NE	NE
Investigations	Blood immunoglobulin M decreased	Rest of World	57	11.5	0	0.0	59	11.8	0	0.0	NE			NE	NE	NE		NE	NE	NE	NE		NE	NE	NE	NE		NE		NE	NE	NE
Investigations	Blood lactate dehydrogenase increased	Western Europe/United States/Canada/Australia	298	60.2	1	0.3	300	60.2	4	1.3	0.25		Convergence criterion (GCONV=1E-8) satisfied.	0.03	2.24	-0.010		Algorithm converged.	-0.025	0.005	0.25		Algorithm converged.	0.03	2.24	0.2160	0.9855	3.97		Algorithm converged.	0.45	35.34
Investigations	Blood lactate dehydrogenase increased	Asia	140	28.3	1	0.7	139	27.9	3	2.2	0.33		Convergence criterion (GCONV=1E-8) satisfied.	0.03	3.17	-0.014		Algorithm converged.	-0.042	0.013	0.33		Algorithm converged.	0.03	3.14	0.3356		3.02		Algorithm converged.	0.32	28.70
Investigations	Blood lactate dehydrogenase increased	Rest of World	57	11.5	0	0.0	59	11.8	0	0.0	NE			NE	NE	NE		NE	NE	NE	NE		NE	NE	NE	NE		NE		NE	NE	NE
Investigations	Blood lactic acid increased	Western Europe/United States/Canada/Australia	298	60.2	0	0.0	300	60.2	0	0.0	NE			NE	NE	NE		NE	NE	NE	NE		NE	NE	NE	NE	NE	NE		NE	NE	NE
Investigations	Blood lactic acid increased	Asia	140	28.3	1	0.7	139	27.9	0	0.0		*	Quasi-complete separation of data points detected.				*	WARNING: Negative of Hessian not positive definite.			NE		Algorithm converged.	NE	NE	NE		NE		Algorithm converged.	NE	NE
Investigations	Blood lactic acid increased	Rest of World	57	11.5	0	0.0	59	11.8	0	0.0	NE			NE	NE	NE		NE	NE	NE	NE		NE	NE	NE	NE		NE		NE	NE	NE
Investigations	Blood magnesium decreased	Western Europe/United States/Canada/Australia	298	60.2	0	0.0	300	60.2	0	0.0	NE			NE	NE	NE		NE	NE	NE	NE		NE	NE	NE	NE	NE	NE		NE	NE	NE
Investigations	Blood magnesium decreased	Asia	140	28.3	1	0.7	139	27.9	0	0.0		*	Quasi-complete separation of data points detected.				*	WARNING: Negative of Hessian not positive definite.			NE		Algorithm converged.	NE	NE	NE		NE		Algorithm converged.	NE	NE
Investigations	Blood magnesium decreased	Rest of World	57	11.5	0	0.0	59	11.8	0	0.0	NE			NE	NE	NE		NE	NE	NE	NE		NE	NE	NE	NE		NE		NE	NE	NE
Investigations	Blood potassium decreased	Western Europe/United States/Canada/Australia	298	60.2	0	0.0	300	60.2	0	0.0	NE			NE	NE	NE		NE	NE	NE	NE		NE	NE	NE	NE	NE	NE		NE	NE	NE
Investigations	Blood potassium decreased	Asia	140	28.3	1	0.7	139	27.9	3	2.2	0.33		Convergence criterion (GCONV=1E-8) satisfied.	0.03	3.17	-0.014		Algorithm converged.	-0.042	0.013	0.33		Algorithm converged.	0.03	3.14	0.3356		3.02		Algorithm converged.	0.32	28.70
Investigations	Blood potassium decreased	Rest of World	57	11.5	0	0.0	59	11.8	0	0.0	NE			NE	NE	NE		NE	NE	NE	NE		NE	NE	NE	NE		NE		NE	NE	NE
Investigations	Blood potassium increased	Western Europe/United States/Canada/Australia	298	60.2	0	0.0	300	60.2	0	0.0	NE			NE	NE	NE		NE	NE	NE	NE		NE	NE	NE	NE	NE	NE		NE	NE	NE
Investigations	Blood potassium increased	Asia	140	28.3	0	0.0	139	27.9	1	0.7		*	Quasi-complete separation of data points detected.				*	WARNING: The relative Hessian convergence criterion of 19.480043296 is greater than the limit of 0.0001. The convergence is questionable.			0.00		Algorithm converged.	0.00	NE	0.9999		>999.99		Algorithm converged.	0.00	NE
Investigations	Blood potassium increased	Rest of World	57	11.5	0	0.0	59	11.8	0	0.0	NE			NE	NE	NE		NE	NE	NE	NE		NE	NE	NE	NE		NE		NE	NE	NE
Investigations	Blood pressure decreased	Western Europe/United States/Canada/Australia	298	60.2	1	0.3	300	60.2	0	0.0		*	Quasi-complete separation of data points detected.				*	WARNING: Negative of Hessian not positive definite.			NE		Algorithm converged.	NE	NE	NE	NE	NE		Algorithm converged.	NE	NE
Investigations	Blood pressure decreased	Asia	140	28.3	0	0.0	139	27.9	0	0.0	NE			NE	NE	NE		NE	NE	NE	NE		NE	NE	NE	NE		NE		NE	NE	NE
Investigations	Blood pressure decreased	Rest of World	57	11.5	0	0.0	59	11.8	0	0.0	NE			NE	NE	NE		NE	NE	NE	NE		NE	NE	NE	NE		NE		NE	NE	NE
Investigations	Blood pressure increased	Western Europe/United States/Canada/Australia	298	60.2	1	0.3	300	60.2	1	0.3	1.01		Convergence criterion (GCONV=1E-8) satisfied.	0.06	16.17	0.000		Algorithm converged.	-0.009	0.009	1.01		Algorithm converged.	0.06	16.02	0.9962	0.4178	0.99		Algorithm converged.	0.06	15.81
Investigations	Blood pressure increased	Asia	140	28.3	0	0.0	139	27.9	2	1.4		*	Quasi-complete separation of data points detected.				*	WARNING: The relative Hessian convergence criterion of 12.308584972 is greater than the limit of 0.0001. The convergence is questionable.			0.00		Algorithm converged.	0.00	NE	0.9999		>999.99		Algorithm converged.	0.00	NE
Investigations	Blood pressure increased	Rest of World	57	11.5	0	0.0	59	11.8	0	0.0	NE			NE	NE	NE		NE	NE	NE	NE		NE	NE	NE	NE		NE		NE	NE	NE
Investigations	Blood sodium decreased	Western Europe/United States/Canada/Australia	298	60.2	0	0.0	300	60.2	0	0.0	NE			NE	NE	NE		NE	NE	NE	NE		NE	NE	NE	NE	NE	NE		NE	NE	NE
Investigations	Blood sodium decreased	Asia	140	28.3	1	0.7	139	27.9	0	0.0		*	Quasi-complete separation of data points detected.				*	WARNING: Negative of Hessian not positive definite.			NE		Algorithm converged.	NE	NE	NE		NE		Algorithm converged.	NE	NE
Investigations	Blood sodium decreased	Rest of World	57	11.5	0	0.0	59	11.8	0	0.0	NE			NE	NE	NE		NE	NE	NE	NE		NE	NE	NE	NE		NE		NE	NE	NE
Investigations	Blood triglycerides increased	Western Europe/United States/Canada/Australia	298	60.2	0	0.0	300	60.2	0	0.0	NE			NE	NE	NE		NE	NE	NE	NE		NE	NE	NE	NE	NE	NE		NE	NE	NE
Investigations	Blood triglycerides increased	Asia	140	28.3	1	0.7	139	27.9	4	2.9	0.24		Convergence criterion (GCONV=1E-8) satisfied.	0.03	2.20	-0.022		Algorithm converged.	-0.053	0.009	0.25		Algorithm converged.	0.03	2.19	0.2100		4.03		Algorithm converged.	0.46	35.59
Investigations	Blood triglycerides increased	Rest of World	57	11.5	0	0.0	59	11.8	0	0.0	NE			NE	NE	NE		NE	NE	NE	NE		NE	NE	NE	NE		NE		NE	NE	NE
Investigations	Blood uric acid increased	Western Europe/United States/Canada/Australia	298	60.2	1	0.3	300	60.2	0	0.0		*	Quasi-complete separation of data points detected.				*	WARNING: Negative of Hessian not positive definite.			NE		Algorithm converged.	NE	NE	NE	NE	NE		Algorithm converged.	NE	NE
Investigations	Blood uric acid increased	Asia	140	28.3	0	0.0	139	27.9	2	1.4		*	Quasi-complete separation of data points detected.				*	WARNING: The relative Hessian convergence criterion of 12.308584972 is greater than the limit of 0.0001. The convergence is questionable.			0.00		Algorithm converged.	0.00	NE	0.9999		>999.99		Algorithm converged.	0.00	NE
Investigations	Blood uric acid increased	Rest of World	57	11.5	0	0.0	59	11.8	0	0.0	NE			NE	NE	NE		NE	NE	NE	NE		NE	NE	NE	NE		NE		NE	NE	NE
Investigations	Body temperature increased	Western Europe/United States/Canada/Australia	298	60.2	0	0.0	300	60.2	1	0.3		*	Quasi-complete separation of data points detected.				*	ERROR: The mean parameter is either invalid or at a limit of its range for some observations.			0.00		Algorithm converged.	0.00	NE	0.9999	NE	>999.99		Algorithm converged.	0.00	NE
Investigations	Body temperature increased	Asia	140	28.3	0	0.0	139	27.9	0	0.0	NE			NE	NE	NE		NE	NE	NE	NE		NE	NE	NE	NE		NE		NE	NE	NE
Investigations	Body temperature increased	Rest of World	57	11.5	1	1.8	59	11.8	1	1.7	1.04		Convergence criterion (GCONV=1E-8) satisfied.	0.06	16.96	0.001		Algorithm converged.	-0.047	0.048	1.04		Algorithm converged.	0.07	16.16	0.9804		0.97		Algorithm converged.	0.06	15.08
Investigations	Brain natriuretic peptide increased	Western Europe/United States/Canada/Australia	298	60.2	0	0.0	300	60.2	0	0.0	NE			NE	NE	NE		NE	NE	NE	NE		NE	NE	NE	NE	NE	NE		NE	NE	NE
Investigations	Brain natriuretic peptide increased	Asia	140	28.3	0	0.0	139	27.9	1	0.7		*	Quasi-complete separation of data points detected.				*	WARNING: The relative Hessian convergence criterion of 19.480043432 is greater than the limit of 0.0001. The convergence is questionable.			0.00		Algorithm converged.	0.00	NE	0.9999		>999.99		Algorithm converged.	0.00	NE
Investigations	Brain natriuretic peptide increased	Rest of World	57	11.5	0	0.0	59	11.8	0	0.0	NE			NE	NE	NE		NE	NE	NE	NE		NE	NE	NE	NE		NE		NE	NE	NE
Investigations	C-reactive protein increased	Western Europe/United States/Canada/Australia	298	60.2	1	0.3	300	60.2	1	0.3	1.01		Convergence criterion (GCONV=1E-8) satisfied.	0.06	16.17	0.000		Algorithm converged.	-0.009	0.009	1.01		Algorithm converged.	0.06	16.02	0.9962	0.1900	0.99		Algorithm converged.	0.06	15.81
Investigations	C-reactive protein increased	Asia	140	28.3	0	0.0	139	27.9	0	0.0	NE			NE	NE	NE		NE	NE	NE	NE		NE	NE	NE	NE		NE		NE	NE	NE
Investigations	C-reactive protein increased	Rest of World	57	11.5	6	10.5	59	11.8	0	0.0		*	Quasi-complete separation of data points detected.				*	ERROR: Error in computing the link function, its derivatives, or the variance function.			NE		Algorithm converged.	NE	NE	NE		NE		Algorithm converged.	NE	NE
Investigations	CD19 lymphocytes decreased	Western Europe/United States/Canada/Australia	298	60.2	0	0.0	300	60.2	0	0.0	NE			NE	NE	NE		NE	NE	NE	NE		NE	NE	NE	NE	NE	NE		NE	NE	NE
Investigations	CD19 lymphocytes decreased	Asia	140	28.3	0	0.0	139	27.9	1	0.7		*	Quasi-complete separation of data points detected.				*	WARNING: The relative Hessian convergence criterion of 19.480043432 is greater than the limit of 0.0001. The convergence is questionable.			0.00		Algorithm converged.	0.00	NE	0.9999		>999.99		Algorithm converged.	0.00	NE
Investigations	CD19 lymphocytes decreased	Rest of World	57	11.5	0	0.0	59	11.8	0	0.0	NE			NE	NE	NE		NE	NE	NE	NE		NE	NE	NE	NE		NE		NE	NE	NE
Investigations	Cardiac murmur	Western Europe/United States/Canada/Australia	298	60.2	0	0.0	300	60.2	1	0.3		*	Quasi-complete separation of data points detected.				*	ERROR: The mean parameter is either invalid or at a limit of its range for some observations.			0.00		Algorithm converged.	0.00	NE	0.9999	NE	>999.99		Algorithm converged.	0.00	NE
Investigations	Cardiac murmur	Asia	140	28.3	0	0.0	139	27.9	0	0.0	NE			NE	NE	NE		NE	NE	NE	NE		NE	NE	NE	NE		NE		NE	NE	NE
Investigations	Cardiac murmur	Rest of World	57	11.5	0	0.0	59	11.8	0	0.0	NE			NE	NE	NE		NE	NE	NE	NE		NE	NE	NE	NE		NE		NE	NE	NE
Investigations	Coronavirus test positive	Western Europe/United States/Canada/Australia	298	60.2	1	0.3	300	60.2	0	0.0		*	Quasi-complete separation of data points detected.				*	WARNING: Negative of Hessian not positive definite.			NE		Algorithm converged.	NE	NE	NE	NE	NE		Algorithm converged.	NE	NE
Investigations	Coronavirus test positive	Asia	140	28.3	0	0.0	139	27.9	0	0.0	NE			NE	NE	NE		NE	NE	NE	NE		NE	NE	NE	NE		NE		NE	NE	NE
Investigations	Coronavirus test positive	Rest of World	57	11.5	0	0.0	59	11.8	0	0.0	NE			NE	NE	NE		NE	NE	NE	NE		NE	NE	NE	NE		NE		NE	NE	NE
Investigations	Corynebacterium test positive	Western Europe/United States/Canada/Australia	298	60.2	0	0.0	300	60.2	1	0.3		*	Quasi-complete separation of data points detected.				*	ERROR: The mean parameter is either invalid or at a limit of its range for some observations.			0.00		Algorithm converged.	0.00	NE	0.9999	NE	>999.99		Algorithm converged.	0.00	NE
Investigations	Corynebacterium test positive	Asia	140	28.3	0	0.0	139	27.9	0	0.0	NE			NE	NE	NE		NE	NE	NE	NE		NE	NE	NE	NE		NE		NE	NE	NE
Investigations	Corynebacterium test positive	Rest of World	57	11.5	0	0.0	59	11.8	0	0.0	NE			NE	NE	NE		NE	NE	NE	NE		NE	NE	NE	NE		NE		NE	NE	NE
Investigations	Ejection fraction decreased	Western Europe/United States/Canada/Australia	298	60.2	6	2.0	300	60.2	5	1.7	1.21		Convergence criterion (GCONV=1E-8) satisfied.	0.37	4.02	0.003		Algorithm converged.	-0.018	0.025	1.21		Algorithm converged.	0.37	3.92	0.7527	0.2071	0.83		Algorithm converged.	0.26	2.68
Investigations	Ejection fraction decreased	Asia	140	28.3	1	0.7	139	27.9	0	0.0		*	Quasi-complete separation of data points detected.				*	WARNING: Negative of Hessian not positive definite.			NE		Algorithm converged.	NE	NE	NE		NE		Algorithm converged.	NE	NE
Investigations	Ejection fraction decreased	Rest of World	57	11.5	2	3.5	59	11.8	0	0.0		*	Quasi-complete separation of data points detected.				*	ERROR: Error in computing the link function, its derivatives, or the variance function.			NE		Algorithm converged.	NE	NE	NE		NE		Algorithm converged.	NE	NE
Investigations	Electrocardiogram QT prolonged	Western Europe/United States/Canada/Australia	298	60.2	1	0.3	300	60.2	0	0.0		*	Quasi-complete separation of data points detected.				*	WARNING: Negative of Hessian not positive definite.			NE		Algorithm converged.	NE	NE	NE	NE	NE		Algorithm converged.	NE	NE
Investigations	Electrocardiogram QT prolonged	Asia	140	28.3	0	0.0	139	27.9	0	0.0	NE			NE	NE	NE		NE	NE	NE	NE		NE	NE	NE	NE		NE		NE	NE	NE
Investigations	Electrocardiogram QT prolonged	Rest of World	57	11.5	0	0.0	59	11.8	0	0.0	NE			NE	NE	NE		NE	NE	NE	NE		NE	NE	NE	NE		NE		NE	NE	NE
Investigations	Electrocardiogram T wave abnormal	Western Europe/United States/Canada/Australia	298	60.2	0	0.0	300	60.2	0	0.0	NE			NE	NE	NE		NE	NE	NE	NE		NE	NE	NE	NE	NE	NE		NE	NE	NE
Investigations	Electrocardiogram T wave abnormal	Asia	140	28.3	0	0.0	139	27.9	2	1.4		*	Quasi-complete separation of data points detected.				*	WARNING: The relative Hessian convergence criterion of 12.308584972 is greater than the limit of 0.0001. The convergence is questionable.			0.00		Algorithm converged.	0.00	NE	0.9999		>999.99		Algorithm converged.	0.00	NE
Investigations	Electrocardiogram T wave abnormal	Rest of World	57	11.5	0	0.0	59	11.8	0	0.0	NE			NE	NE	NE		NE	NE	NE	NE		NE	NE	NE	NE		NE		NE	NE	NE
Investigations	Gamma-glutamyltransferase increased	Western Europe/United States/Canada/Australia	298	60.2	3	1.0	300	60.2	4	1.3	0.75		Convergence criterion (GCONV=1E-8) satisfied.	0.17	3.39	-0.003		Algorithm converged.	-0.020	0.014	0.76		Algorithm converged.	0.17	3.34	0.7114	0.7083	1.32		Algorithm converged.	0.30	5.87
Investigations	Gamma-glutamyltransferase increased	Asia	140	28.3	8	5.7	139	27.9	5	3.6	1.62		Convergence criterion (GCONV=1E-8) satisfied.	0.52	5.09	0.021		Algorithm converged.	-0.028	0.071	1.59		Algorithm converged.	0.53	4.74	0.4063		0.63		Algorithm converged.	0.21	1.88
Investigations	Gamma-glutamyltransferase increased	Rest of World	57	11.5	3	5.3	59	11.8	2	3.4	1.58		Convergence criterion (GCONV=1E-8) satisfied.	0.25	9.85	0.019		Algorithm converged.	-0.055	0.093	1.55		Algorithm converged.	0.27	8.95	0.6226		0.64		Algorithm converged.	0.11	3.71
Investigations	Gastric pH decreased	Western Europe/United States/Canada/Australia	298	60.2	0	0.0	300	60.2	0	0.0	NE			NE	NE	NE		NE	NE	NE	NE		NE	NE	NE	NE	NE	NE		NE	NE	NE
Investigations	Gastric pH decreased	Asia	140	28.3	1	0.7	139	27.9	0	0.0		*	Quasi-complete separation of data points detected.				*	ERROR: Error in computing the link function, its derivatives, or the variance function.			NE		Algorithm converged.	NE	NE	NE		NE		Algorithm converged.	NE	NE
Investigations	Gastric pH decreased	Rest of World	57	11.5	0	0.0	59	11.8	0	0.0	NE			NE	NE	NE		NE	NE	NE	NE		NE	NE	NE	NE		NE		NE	NE	NE
Investigations	Haemoglobin decreased	Western Europe/United States/Canada/Australia	298	60.2	0	0.0	300	60.2	0	0.0	NE			NE	NE	NE		NE	NE	NE	NE		NE	NE	NE	NE	NE	NE		NE	NE	NE
Investigations	Haemoglobin decreased	Asia	140	28.3	1	0.7	139	27.9	4	2.9	0.24		Convergence criterion (GCONV=1E-8) satisfied.	0.03	2.20	-0.022		Algorithm converged.	-0.053	0.009	0.25		Algorithm converged.	0.03	2.19	0.2100		4.03		Algorithm converged.	0.46	35.59
Investigations	Haemoglobin decreased	Rest of World	57	11.5	0	0.0	59	11.8	0	0.0	NE			NE	NE	NE		NE	NE	NE	NE		NE	NE	NE	NE		NE		NE	NE	NE
Investigations	Heart rate increased	Western Europe/United States/Canada/Australia	298	60.2	1	0.3	300	60.2	0	0.0		*	Quasi-complete separation of data points detected.				*	WARNING: Negative of Hessian not positive definite.			NE		Algorithm converged.	NE	NE	NE	NE	NE		Algorithm converged.	NE	NE
Investigations	Heart rate increased	Asia	140	28.3	1	0.7	139	27.9	0	0.0		*	Quasi-complete separation of data points detected.				*	WARNING: Negative of Hessian not positive definite.			NE		Algorithm converged.	NE	NE	NE		NE		Algorithm converged.	NE	NE
Investigations	Heart rate increased	Rest of World	57	11.5	0	0.0	59	11.8	0	0.0	NE			NE	NE	NE		NE	NE	NE	NE		NE	NE	NE	NE		NE		NE	NE	NE
Investigations	Hepatic enzyme abnormal	Western Europe/United States/Canada/Australia	298	60.2	0	0.0	300	60.2	0	0.0	NE			NE	NE	NE		NE	NE	NE	NE		NE	NE	NE	NE	NE	NE		NE	NE	NE
Investigations	Hepatic enzyme abnormal	Asia	140	28.3	1	0.7	139	27.9	0	0.0		*	Quasi-complete separation of data points detected.				*	WARNING: Negative of Hessian not positive definite.			NE		Algorithm converged.	NE	NE	NE		NE		Algorithm converged.	NE	NE
Investigations	Hepatic enzyme abnormal	Rest of World	57	11.5	0	0.0	59	11.8	0	0.0	NE			NE	NE	NE		NE	NE	NE	NE		NE	NE	NE	NE		NE		NE	NE	NE

Investigations	Hepatic enzyme increased	Western Europe/United States/Canada/Australia	298	60.2	0	0.0	300	60.2	0	0.0	NE			NE	NE	NE		NE	NE	NE	NE		NE	NE	NE	NE	NE	NE		NE	NE	NE
Investigations	Hepatic enzyme increased	Asia	140	28.3	1	0.7	139	27.9	0	0.0		*	Quasi-complete separation of data points detected.				*	WARNING: Negative of Hessian not positive definite.			NE		Algorithm converged.	NE	NE	NE		NE		Algorithm converged.	NE	NE
Investigations	Hepatic enzyme increased	Rest of World	57	11.5	0	0.0	59	11.8	0	0.0	NE			NE	NE	NE		NE	NE	NE	NE		NE	NE	NE	NE		NE		NE	NE	NE
Investigations	Hepatitis B DNA increased	Western Europe/United States/Canada/Australia	298	60.2	0	0.0	300	60.2	0	0.0	NE			NE	NE	NE		NE	NE	NE	NE		NE	NE	NE	NE	NE	NE		NE	NE	NE
Investigations	Hepatitis B DNA increased	Asia	140	28.3	0	0.0	139	27.9	1	0.7		*	Quasi-complete separation of data points detected.				*	WARNING: The relative Hessian convergence criterion of 19.480043296 is greater than the limit of 0.0001. The convergence is questionable.			0.00		Algorithm converged.	0.00	NE	0.9999		>999.99		Algorithm converged.	0.00	NE
Investigations	Hepatitis B DNA increased	Rest of World	57	11.5	0	0.0	59	11.8	0	0.0	NE			NE	NE	NE		NE	NE	NE	NE		NE	NE	NE	NE		NE		NE	NE	NE
Investigations	High density lipoprotein decreased	Western Europe/United States/Canada/Australia	298	60.2	0	0.0	300	60.2	0	0.0	NE			NE	NE	NE		NE	NE	NE	NE		NE	NE	NE	NE	NE	NE		NE	NE	NE
Investigations	High density lipoprotein decreased	Asia	140	28.3	0	0.0	139	27.9	1	0.7		*	Quasi-complete separation of data points detected.				*	WARNING: The relative Hessian convergence criterion of 19.480043432 is greater than the limit of 0.0001. The convergence is questionable.			0.00		Algorithm converged.	0.00	NE	0.9999		>999.99		Algorithm converged.	0.00	NE
Investigations	High density lipoprotein decreased	Rest of World	57	11.5	0	0.0	59	11.8	0	0.0	NE			NE	NE	NE		NE	NE	NE	NE		NE	NE	NE	NE		NE		NE	NE	NE
Investigations	High density lipoprotein increased	Western Europe/United States/Canada/Australia	298	60.2	0	0.0	300	60.2	0	0.0	NE			NE	NE	NE		NE	NE	NE	NE		NE	NE	NE	NE	NE	NE		NE	NE	NE
Investigations	High density lipoprotein increased	Asia	140	28.3	0	0.0	139	27.9	1	0.7		*	Quasi-complete separation of data points detected.				*	WARNING: The relative Hessian convergence criterion of 19.480043228 is greater than the limit of 0.0001. The convergence is questionable.			0.00		Algorithm converged.	0.00	NE	0.9999		>999.99		Algorithm converged.	0.00	NE
Investigations	High density lipoprotein increased	Rest of World	57	11.5	0	0.0	59	11.8	0	0.0	NE			NE	NE	NE		NE	NE	NE	NE		NE	NE	NE	NE		NE		NE	NE	NE
Investigations	Immunoglobulins decreased	Western Europe/United States/Canada/Australia	298	60.2	0	0.0	300	60.2	1	0.3		*	Quasi-complete separation of data points detected.				*	ERROR: The mean parameter is either invalid or at a limit of its range for some observations.			0.00		Algorithm converged.	0.00	NE	0.9999	NE	>999.99		Algorithm converged.	0.00	NE
Investigations	Immunoglobulins decreased	Asia	140	28.3	0	0.0	139	27.9	0	0.0	NE			NE	NE	NE		NE	NE	NE	NE		NE	NE	NE	NE		NE		NE	NE	NE
Investigations	Immunoglobulins decreased	Rest of World	57	11.5	0	0.0	59	11.8	0	0.0	NE			NE	NE	NE		NE	NE	NE	NE		NE	NE	NE	NE		NE		NE	NE	NE
Investigations	Influenza A virus test positive	Western Europe/United States/Canada/Australia	298	60.2	0	0.0	300	60.2	0	0.0	NE			NE	NE	NE		NE	NE	NE	NE		NE	NE	NE	NE	NE	NE		NE	NE	NE
Investigations	Influenza A virus test positive	Asia	140	28.3	0	0.0	139	27.9	1	0.7		*	Quasi-complete separation of data points detected.				*	WARNING: The relative Hessian convergence criterion of 19.480043432 is greater than the limit of 0.0001. The convergence is questionable.			0.00		Algorithm converged.	0.00	NE	0.9999		>999.99		Algorithm converged.	0.00	NE
Investigations	Influenza A virus test positive	Rest of World	57	11.5	0	0.0	59	11.8	0	0.0	NE			NE	NE	NE		NE	NE	NE	NE		NE	NE	NE	NE		NE		NE	NE	NE
Investigations	Lipase increased	Western Europe/United States/Canada/Australia	298	60.2	0	0.0	300	60.2	7	2.3		*	Quasi-complete separation of data points detected.				*	ERROR: The mean parameter is either invalid or at a limit of its range for some observations.			0.00		Algorithm converged.	0.00	NE	0.9998	NE	>999.99		Algorithm converged.	0.00	NE
Investigations	Lipase increased	Asia	140	28.3	2	1.4	139	27.9	2	1.4	0.99		Convergence criterion (GCONV=1E-8) satisfied.	0.14	7.15	0.000		Algorithm converged.	-0.028	0.028	0.99		Algorithm converged.	0.14	6.95	0.9942		1.01		Algorithm converged.	0.14	7.05
Investigations	Lipase increased	Rest of World	57	11.5	0	0.0	59	11.8	2	3.4		*	Quasi-complete separation of data points detected.				*	WARNING: The relative Hessian convergence criterion of 6.3921098555 is greater than the limit of 0.0001. The convergence is questionable.			0.00		Algorithm converged.	0.00	NE	0.9999		>999.99		Algorithm converged.	0.00	NE
Investigations	Liver function test increased	Western Europe/United States/Canada/Australia	298	60.2	1	0.3	300	60.2	0	0.0		*	Quasi-complete separation of data points detected.				*	WARNING: The relative Hessian convergence criterion of 44.806790292 is greater than the limit of 0.0001. The convergence is questionable.			NE		Algorithm converged.	NE	NE	NE	NE	NE		Algorithm converged.	NE	NE
Investigations	Liver function test increased	Asia	140	28.3	2	1.4	139	27.9	0	0.0		*	Quasi-complete separation of data points detected.				*	ERROR: The mean parameter is either invalid or at a limit of its range for some observations.			NE		Algorithm converged.	NE	NE	NE		NE		Algorithm converged.	NE	NE
Investigations	Liver function test increased	Rest of World	57	11.5	0	0.0	59	11.8	0	0.0	NE			NE	NE	NE		NE	NE	NE	NE		NE	NE	NE	NE		NE		NE	NE	NE
Investigations	Low density lipoprotein decreased	Western Europe/United States/Canada/Australia	298	60.2	0	0.0	300	60.2	0	0.0	NE			NE	NE	NE		NE	NE	NE	NE		NE	NE	NE	NE	NE	NE		NE	NE	NE
Investigations	Low density lipoprotein decreased	Asia	140	28.3	0	0.0	139	27.9	1	0.7		*	Quasi-complete separation of data points detected.				*	WARNING: The relative Hessian convergence criterion of 19.480043432 is greater than the limit of 0.0001. The convergence is questionable.			0.00		Algorithm converged.	0.00	NE	0.9999		>999.99		Algorithm converged.	0.00	NE
Investigations	Low density lipoprotein decreased	Rest of World	57	11.5	0	0.0	59	11.8	0	0.0	NE			NE	NE	NE		NE	NE	NE	NE		NE	NE	NE	NE		NE		NE	NE	NE
Investigations	Low density lipoprotein increased	Western Europe/United States/Canada/Australia	298	60.2	0	0.0	300	60.2	0	0.0	NE			NE	NE	NE		NE	NE	NE	NE		NE	NE	NE	NE	NE	NE		NE	NE	NE
Investigations	Low density lipoprotein increased	Asia	140	28.3	1	0.7	139	27.9	1	0.7	0.99		Convergence criterion (GCONV=1E-8) satisfied.	0.06	16.03	0.000		Algorithm converged.	-0.020	0.020	0.99		Algorithm converged.	0.06	15.72	0.9959		1.01		Algorithm converged.	0.06	15.94
Investigations	Low density lipoprotein increased	Rest of World	57	11.5	0	0.0	59	11.8	0	0.0	NE			NE	NE	NE		NE	NE	NE	NE		NE	NE	NE	NE		NE		NE	NE	NE
Investigations	Lymphocyte count decreased	Western Europe/United States/Canada/Australia	298	60.2	8	2.7	300	60.2	9	3.0	0.89		Convergence criterion (GCONV=1E-8) satisfied.	0.34	2.34	-0.003		Algorithm converged.	-0.030	0.023	0.89		Algorithm converged.	0.35	2.29	0.8166	0.4739	1.12		Algorithm converged.	0.44	2.86
Investigations	Lymphocyte count decreased	Asia	140	28.3	25	17.9	139	27.9	26	18.7	0.94		Convergence criterion (GCONV=1E-8) satisfied.	0.51	1.73	-0.008		Algorithm converged.	-0.099	0.082	0.95		Algorithm converged.	0.58	1.57	0.8546		1.05		Algorithm converged.	0.64	1.72
Investigations	Lymphocyte count decreased	Rest of World	57	11.5	1	1.8	59	11.8	0	0.0		*	Quasi-complete separation of data points detected.				*	ERROR: Error in computing the link function, its derivatives, or the variance function.			NE		Algorithm converged.	NE	NE	NE		NE		Algorithm converged.	NE	NE
Investigations	N-terminal prohormone brain natriuretic peptide increased	Western Europe/United States/Canada/Australia	298	60.2	0	0.0	300	60.2	1	0.3		*	Quasi-complete separation of data points detected.				*	ERROR: The mean parameter is either invalid or at a limit of its range for some observations.			0.00		Algorithm converged.	0.00	NE	0.9999	NE	>999.99		Algorithm converged.	0.00	NE
Investigations	N-terminal prohormone brain natriuretic peptide increased	Asia	140	28.3	0	0.0	139	27.9	0	0.0	NE			NE	NE	NE		NE	NE	NE	NE		NE	NE	NE	NE		NE		NE	NE	NE
Investigations	N-terminal prohormone brain natriuretic peptide increased	Rest of World	57	11.5	0	0.0	59	11.8	0	0.0	NE			NE	NE	NE		NE	NE	NE	NE		NE	NE	NE	NE		NE		NE	NE	NE
Investigations	Neutrophil count decreased	Western Europe/United States/Canada/Australia	298	60.2	22	7.4	300	60.2	22	7.3	1.01		Convergence criterion (GCONV=1E-8) satisfied.	0.55	1.86	0.000		Algorithm converged.	-0.041	0.042	1.01		Algorithm converged.	0.57	1.78	0.9816	NE	0.99		Algorithm converged.	0.56	1.75
Investigations	Neutrophil count decreased	Asia	140	28.3	51	36.4	139	27.9	48	34.5	1.09		Convergence criterion (GCONV=1E-8) satisfied.	0.67	1.77	0.019		Algorithm converged.	-0.093	0.131	1.05		Algorithm converged.	0.77	1.45	0.7408		0.95		Algorithm converged.	0.69	1.30
Investigations	Neutrophil count decreased	Rest of World	57	11.5	0	0.0	59	11.8	0	0.0	NE			NE	NE	NE		NE	NE	NE	NE		NE	NE	NE	NE		NE		NE	NE	NE
Investigations	Neutrophil count increased	Western Europe/United States/Canada/Australia	298	60.2	0	0.0	300	60.2	0	0.0	NE			NE	NE	NE		NE	NE	NE	NE		NE	NE	NE	NE	NE	NE		NE	NE	NE
Investigations	Neutrophil count increased	Asia	140	28.3	2	1.4	139	27.9	1	0.7	2.00		Convergence criterion (GCONV=1E-8) satisfied.	0.18	22.31	0.007		Algorithm converged.	-0.017	0.031	1.99		Algorithm converged.	0.18	21.65	0.5736		0.50		Algorithm converged.	0.05	5.49
Investigations	Neutrophil count increased	Rest of World	57	11.5	0	0.0	59	11.8	0	0.0	NE			NE	NE	NE		NE	NE	NE	NE		NE	NE	NE	NE		NE		NE	NE	NE
Investigations	Occult blood positive	Western Europe/United States/Canada/Australia	298	60.2	0	0.0	300	60.2	0	0.0	NE			NE	NE	NE		NE	NE	NE	NE		NE	NE	NE	NE	NE	NE		NE	NE	NE
Investigations	Occult blood positive	Asia	140	28.3	0	0.0	139	27.9	1	0.7		*	Quasi-complete separation of data points detected.				*	WARNING: The relative Hessian convergence criterion of 19.480043432 is greater than the limit of 0.0001. The convergence is questionable.			0.00		Algorithm converged.	0.00	NE	0.9999		>999.99		Algorithm converged.	0.00	NE
Investigations	Occult blood positive	Rest of World	57	11.5	0	0.0	59	11.8	0	0.0	NE			NE	NE	NE		NE	NE	NE	NE		NE	NE	NE	NE		NE		NE	NE	NE
Investigations	Oxygen saturation decreased	Western Europe/United States/Canada/Australia	298	60.2	1	0.3	300	60.2	1	0.3	1.01		Convergence criterion (GCONV=1E-8) satisfied.	0.06	16.17	0.000		Algorithm converged.	-0.009	0.009	1.01		Algorithm converged.	0.06	16.02	0.9962	0.4178	0.99		Algorithm converged.	0.06	15.81
Investigations	Oxygen saturation decreased	Asia	140	28.3	0	0.0	139	27.9	2	1.4		*	Quasi-complete separation of data points detected.				*	WARNING: The relative Hessian convergence criterion of 12.308584961 is greater than the limit of 0.0001. The convergence is questionable.			0.00		Algorithm converged.	0.00	NE	0.9999		>999.99		Algorithm converged.	0.00	NE
Investigations	Oxygen saturation decreased	Rest of World	57	11.5	0	0.0	59	11.8	0	0.0	NE			NE	NE	NE		NE	NE	NE	NE		NE	NE	NE	NE		NE		NE	NE	NE
Investigations	Platelet count decreased	Western Europe/United States/Canada/Australia	298	60.2	14	4.7	300	60.2	12	4.0	1.18		Convergence criterion (GCONV=1E-8) satisfied.	0.54	2.60	0.007		Algorithm converged.	-0.026	0.040	1.17		Algorithm converged.	0.55	2.50	0.6760	0.9720	0.85		Algorithm converged.	0.40	1.81
Investigations	Platelet count decreased	Asia	140	28.3	33	23.6	139	27.9	31	22.3	1.07		Convergence criterion (GCONV=1E-8) satisfied.	0.61	1.88	0.013		Algorithm converged.	-0.086	0.111	1.06		Algorithm converged.	0.69	1.63	0.8010		0.95		Algorithm converged.	0.62	1.46
Investigations	Platelet count decreased	Rest of World	57	11.5	0	0.0	59	11.8	0	0.0	NE			NE	NE	NE		NE	NE	NE	NE		NE	NE	NE	NE		NE		NE	NE	NE
Investigations	Platelet count increased	Western Europe/United States/Canada/Australia	298	60.2	2	0.7	300	60.2	1	0.3	2.02		Convergence criterion (GCONV=1E-8) satisfied.	0.18	22.40	0.003		Algorithm converged.	-0.008	0.015	2.01		Algorithm converged.	0.18	22.09	0.5669	NE	0.50		Algorithm converged.	0.05	5.45
Investigations	Platelet count increased	Asia	140	28.3	0	0.0	139	27.9	0	0.0	NE			NE	NE	NE		NE	NE	NE	NE		NE	NE	NE	NE		NE		NE	NE	NE
Investigations	Platelet count increased	Rest of World	57	11.5	0	0.0	59	11.8	0	0.0	NE			NE	NE	NE		NE	NE	NE	NE		NE	NE	NE	NE		NE		NE	NE	NE
Investigations	Procalcitonin increased	Western Europe/United States/Canada/Australia	298	60.2	0	0.0	300	60.2	0	0.0	NE			NE	NE	NE		NE	NE	NE	NE		NE	NE	NE	NE	NE	NE		NE	NE	NE
Investigations	Procalcitonin increased	Asia	140	28.3	1	0.7	139	27.9	0	0.0		*	Quasi-complete separation of data points detected.				*	WARNING: Negative of Hessian not positive definite.			NE		Algorithm converged.	NE	NE	NE		NE		Algorithm converged.	NE	NE
Investigations	Procalcitonin increased	Rest of World	57	11.5	0	0.0	59	11.8	0	0.0	NE			NE	NE	NE		NE	NE	NE	NE		NE	NE	NE	NE		NE		NE	NE	NE
Investigations	Red blood cell count decreased	Western Europe/United States/Canada/Australia	298	60.2	0	0.0	300	60.2	0	0.0	NE			NE	NE	NE		NE	NE	NE	NE		NE	NE	NE	NE	NE	NE		NE	NE	NE
Investigations	Red blood cell count decreased	Asia	140	28.3	0	0.0	139	27.9	1	0.7		*	Quasi-complete separation of data points detected.				*	WARNING: The relative Hessian convergence criterion of 19.480043296 is greater than the limit of 0.0001. The convergence is questionable.			0.00		Algorithm converged.	0.00	NE	0.9999		>999.99		Algorithm converged.	0.00	NE
Investigations	Red blood cell count decreased	Rest of World	57	11.5	0	0.0	59	11.8	0	0.0	NE			NE	NE	NE		NE	NE	NE	NE		NE	NE	NE	NE		NE		NE	NE	NE
Investigations	Red blood cell sedimentation rate increased	Western Europe/United States/Canada/Australia	298	60.2	0	0.0	300	60.2	1	0.3		*	Quasi-complete separation of data points detected.				*	ERROR: The mean parameter is either invalid or at a limit of its range for some observations.			0.00		Algorithm converged.	0.00	NE	0.9999	NE	>999.99		Algorithm converged.	0.00	NE
Investigations	Red blood cell sedimentation rate increased	Asia	140	28.3	0	0.0	139	27.9	0	0.0	NE			NE	NE	NE		NE	NE	NE	NE		NE	NE	NE	NE		NE		NE	NE	NE
Investigations	Red blood cell sedimentation rate increased	Rest of World	57	11.5	0	0.0	59	11.8	0	0.0	NE			NE	NE	NE		NE	NE	NE	NE		NE	NE	NE	NE		NE		NE	NE	NE
Investigations	Total bile acids increased	Western Europe/United States/Canada/Australia	298	60.2	0	0.0	300	60.2	0	0.0	NE			NE	NE	NE		NE	NE	NE	NE		NE	NE	NE	NE	NE	NE		NE	NE	NE
Investigations	Total bile acids increased	Asia	140	28.3	1	0.7	139	27.9	1	0.7	0.99		Convergence criterion (GCONV=1E-8) satisfied.	0.06	16.03	0.000		Algorithm converged.	-0.020	0.020	0.99		Algorithm converged.	0.06	15.72	0.9959		1.01		Algorithm converged.	0.06	15.94
Investigations	Total bile acids increased	Rest of World	57	11.5	0	0.0	59	11.8	0	0.0	NE			NE	NE	NE		NE	NE	NE	NE		NE	NE	NE	NE		NE		NE	NE	NE
Investigations	Transaminases increased	Western Europe/United States/Canada/Australia	298	60.2	0	0.0	300	60.2	1	0.3		*	Quasi-complete separation of data points detected.				*	ERROR: The mean parameter is either invalid or at a limit of its range for some observations.			0.00		Algorithm converged.	0.00	NE	0.9999	NE	>999.99		Algorithm converged.	0.00	NE
Investigations	Transaminases increased	Asia	140	28.3	0	0.0	139	27.9	0	0.0	NE			NE	NE	NE		NE	NE	NE	NE		NE	NE	NE	NE		NE		NE	NE	NE
Investigations	Transaminases increased	Rest of World	57	11.5	0	0.0	59	11.8	0	0.0	NE			NE	NE	NE		NE	NE	NE	NE		NE	NE	NE	NE		NE		NE	NE	NE
Investigations	Troponin I increased	Western Europe/United States/Canada/Australia	298	60.2	0	0.0	300	60.2	2	0.7		*	Quasi-complete separation of data points detected.				*	ERROR: The mean parameter is either invalid or at a limit of its range for some observations.			0.00		Algorithm converged.	0.00	NE	0.9999	NE	>999.99		Algorithm converged.	0.00	NE
Investigations	Troponin I increased	Asia	140	28.3	0	0.0	139	27.9	0	0.0	NE			NE	NE	NE		NE	NE	NE	NE		NE	NE	NE	NE		NE		NE	NE	NE
Investigations	Troponin I increased	Rest of World	57	11.5	0	0.0	59	11.8	0	0.0	NE			NE	NE	NE		NE	NE	NE	NE		NE	NE	NE	NE		NE		NE	NE	NE
Investigations	Troponin T increased	Western Europe/United States/Canada/Australia	298	60.2	1	0.3	300	60.2	1	0.3	1.01		Convergence criterion (GCONV=1E-8) satisfied.	0.06	16.17	0.000		Algorithm converged.	-0.009	0.009	1.01		Algorithm converged.	0.06	16.02	0.9962	1.0000	0.99		Algorithm converged.	0.06	15.81
Investigations	Troponin T increased	Asia	140	28.3	0	0.0	139	27.9	0	0.0	NE			NE	NE	NE		NE	NE	NE	NE		NE	NE	NE	NE		NE		NE	NE	NE
Investigations	Troponin T increased	Rest of World	57	11.5	0	0.0	59	11.8	0	0.0	NE			NE	NE	NE		NE	NE	NE	NE		NE	NE	NE	NE		NE		NE	NE	NE
Investigations	Troponin increased	Western Europe/United States/Canada/Australia	298	60.2	0	0.0	300	60.2	1	0.3		*	Quasi-complete separation of data points detected.				*	ERROR: The mean parameter is either invalid or at a limit of its range for some observations.			0.00		Algorithm converged.	0.00	NE	0.9999	NE	>999.99		Algorithm converged.	0.00	NE
Investigations	Troponin increased	Asia	140	28.3	0	0.0	139	27.9	0	0.0	NE			NE	NE	NE		NE	NE	NE	NE		NE	NE	NE	NE		NE		NE	NE	NE
Investigations	Troponin increased	Rest of World	57	11.5	0	0.0	59	11.8	0	0.0	NE			NE	NE	NE		NE	NE	NE	NE		NE	NE	NE	NE		NE		NE	NE	NE
Investigations	Vitamin D decreased	Western Europe/United States/Canada/Australia	298	60.2	1	0.3	300	60.2	2	0.7	0.50		Convergence criterion (GCONV=1E-8) satisfied.	0.05	5.56	-0.003		Algorithm converged.	-0.015	0.008	0.50		Algorithm converged.	0.05	5.52	0.5743	NE	1.99		Algorithm converged.	0.18	21.79
Investigations	Vitamin D decreased	Asia	140	28.3	0	0.0	139	27.9	0	0.0	NE			NE	NE	NE		NE	NE	NE	NE		NE	NE	NE	NE		NE		NE	NE	NE
Investigations	Vitamin D decreased	Rest of World	57	11.5	0	0.0	59	11.8	0	0.0	NE			NE	NE	NE		NE	NE	NE	NE		NE	NE	NE	NE		NE		NE	NE	NE
Investigations	Weight decreased	Western Europe/United States/Canada/Australia	298	60.2	34	11.4	300	60.2	36	12.0	0.94		Convergence criterion (GCONV=1E-8) satisfied.	0.57	1.56	-0.006		Algorithm converged.	-0.057	0.046	0.95		Algorithm converged.	0.61	1.48	0.8223	0.3802	1.05		Algorithm converged.	0.68	1.63
Investigations	Weight decreased	Asia	140	28.3	22	15.7	139	27.9	26	18.7	0.81		Convergence criterion (GCONV=1E-8) satisfied.	0.43	1.51	-0.030		Algorithm converged.	-0.118	0.059	0.84		Algorithm converged.	0.50	1.41	0.5089		1.19		Algorithm converged.	0.71	2.00
Investigations	Weight decreased	Rest of World	57	11.5	9	15.8	59	11.8	5	8.5	2.02		Convergence criterion (GCONV=1E-8) satisfied.	0.63	6.46	0.073		Algorithm converged.	-0.045	0.192	1.86		Algorithm converged.	0.66	5.22	0.2367		0.54		Algorithm converged.	0.19	1.50
Investigations	Weight increased	Western Europe/United States/Canada/Australia	298	60.2	7	2.3	300	60.2	6	2.0	1.18		Convergence criterion (GCONV=1E-8) satisfied.	0.39	3.55	0.003		Algorithm converged.	-0.020	0.027	1.17		Algorithm converged.	0.40	3.45	0.7701	NE	0.85		Algorithm converged.	0.29	2.50
Investigations	Weight increased	Asia	140	28.3	15	10.7	139	27.9	14	10.1	1.07		Convergence criterion (GCONV=1E-8) satisfied.	0.50	2.31	0.006		Algorithm converged.	-0.065	0.078	1.06		Algorithm converged.	0.53	2.12	0.8605		0.94		Algorithm converged.	0.47	1.87
Investigations	Weight increased	Rest of World	57	11.5	0	0.0	59	11.8	0	0.0	NE			NE	NE	NE		NE	NE	NE	NE		NE	NE	NE	NE		NE		NE	NE	NE
Investigations	White blood cell count decreased	Western Europe/United States/Canada/Australia	298	60.2	13	4.4	300	60.2	12	4.0	1.09		Convergence criterion (GCONV=1E-8) satisfied.	0.49	2.44	0.004		Algorithm converged.	-0.028	0.036	1.09		Algorithm converged.	0.51	2.35	0.8248	0.4558	0.92		Algorithm converged.	0.43	1.98
Investigations	White blood cell count decreased	Asia	140	28.3	53	37.9	139	27.9	44	31.7	1.32		Convergence criterion (GCONV=1E-8) satisfied.	0.80	2.16	0.062		Algorithm converged.	-0.049	0.174	1.20		Algorithm converged.	0.87	1.65	0.2785		0.84		Algorithm converged.	0.61	1.16
Investigations	White blood cell count decreased	Rest of World	57	11.5	0	0.0	59	11.8	1	1.7		*	Quasi-complete separation of data points detected.				*	WARNING: The relative Hessian convergence criterion of 10.540168611 is greater than the limit of 0.0001. The convergence is questionable.			0.00		Algorithm converged.	0.00	NE	0.9999		>999.99		Algorithm converged.	0.00	NE
Investigations	White blood cell count increased	Western Europe/United States/Canada/Australia	298	60.2	2	0.7	300	60.2	0	0.0		*	Quasi-complete separation of data points detected.				*	WARNING: Negative of Hessian not positive definite.			NE		Algorithm converged.	NE	NE	NE	NE	NE		Algorithm converged.	NE	NE
Investigations	White blood cell count increased	Asia	140	28.3	0	0.0	139	27.9	2	1.4		*	Quasi-complete separation of data points detected.				*	WARNING: The relative Hessian convergence criterion of 12.308584972 is greater than the limit of 0.0001. The convergence is questionable.			0.00		Algorithm converged.	0.00	NE	0.9999		>999.99		Algorithm converged.	0.00	NE
Investigations	White blood cell count increased	Rest of World	57	11.5	0	0.0	59	11.8	0	0.0	NE			NE	NE	NE		NE	NE	NE	NE		NE	NE	NE	NE		NE		NE	NE	NE
Metabolism and nutrition disorders		Western Europe/United States/Canada/Australia	298	60.2	109	36.6	300	60.2	110	36.7	1.00		Convergence criterion (GCONV=1E-8) satisfied.	0.71	1.39	-0.001		Algorithm converged.	-0.078	0.076	1.00		Algorithm converged.	0.81	1.23	0.9819	0.4024	1.00		Algorithm converged.	0.81	1.24
Metabolism and nutrition disorders		Asia	140	28.3	55	39.3	139	27.9	65	46.8	0.74		Convergence criterion (GCONV=1E-8) satisfied.	0.46	1.19	-0.075		Algorithm converged.	-0.191	0.041	0.84		Algorithm converged.	0.64	1.10	0.2090		1.19		Algorithm converged.	0.91	1.56
Metabolism and nutrition disorders		Rest of World	57	11.5	19	33.3	59	11.8	16	27.1	1.34		Convergence criterion (GCONV=1E-8) satisfied.	0.61	2.98	0.062		Algorithm converged.	-0.105	0.229	1.23		Algorithm converged.	0.70	2.14	0.4675		0.81		Algorithm converged.	0.47	1.42
Metabolism and nutrition disorders	Abnormal loss of weight	Western Europe/United States/Canada/Australia	298	60.2	0	0.0	300	60.2	1	0.3		*	Quasi-complete separation of data points detected.				*	ERROR: The mean parameter is either invalid or at a limit of its range for some observations.			0.00		Algorithm converged.	0.00	NE	0.9999	NE	>999.99		Algorithm converged.	0.00	NE
Metabolism and nutrition disorders	Abnormal loss of weight	Asia	140	28.3	0	0.0	139	27.9	0	0.0	NE			NE	NE	NE		NE	NE	NE	NE		NE	NE	NE	NE		NE		NE	NE	NE
Metabolism and nutrition disorders	Abnormal loss of weight	Rest of World	57	11.5	0	0.0	59	11.8	0	0.0	NE			NE	NE	NE		NE	NE	NE	NE		NE	NE	NE	NE		NE		NE	NE	NE
Metabolism and nutrition disorders	Decreased appetite	Western Europe/United States/Canada/Australia	298	60.2	44	14.8	300	60.2	39	13.0	1.16		Convergence criterion (GCONV=1E-8) satisfied.	0.73	1.84	0.018		Algorithm converged.	-0.038	0.073	1.14		Algorithm converged.	0.76	1.69	0.5329	0.9680	0.88		Algorithm converged.	0.59	1.31
Metabolism and nutrition disorders	Decreased appetite	Asia	140	28.3	28	20.0	139	27.9	24	17.3	1.20		Convergence criterion (GCONV=1E-8) satisfied.	0.65	2.19	0.027		Algorithm converged.	-0.064	0.119	1.16		Algorithm converged.	0.71	1.89	0.5583		0.86		Algorithm converged.	0.53	1.41
Metabolism and nutrition disorders	Decreased appetite	Rest of World	57	11.5	4	7.0	59	11.8	3	5.1	1.41		Convergence criterion (GCONV=1E-8) satisfied.	0.30	6.59	0.019		Algorithm converged.	-0.068	0.106	1.38		Algorithm converged.	0.32	5.90	0.6637		0.72		Algorithm converged.	0.17	3.10
Metabolism and nutrition disorders	Dehydration	Western Europe/United States/Canada/Australia	298	60.2	13	4.4	300	60.2	16	5.3	0.81		Convergence criterion (GCONV=1E-8) satisfied.	0.38	1.71	-0.010		Algorithm converged.	-0.044	0.025	0.82		Algorithm converged.	0.40	1.67	0.5812	0.2184	1.22		Algorithm converged.	0.60	2.50
Metabolism and nutrition disorders	Dehydration	Asia	140	28.3	0	0.0	139	27.9	2	1.4		*	Quasi-complete separation of data points detected.				*	WARNING: The relative Hessian convergence criterion of 12.308584983 is greater than the limit of 0.0001. The convergence is questionable.			0.00		Algorithm converged.	0.00	NE	0.9999		>999.99		Algorithm converged.	0.00	NE
Metabolism and nutrition disorders	Dehydration	Rest of World	57	11.5	2	3.5	59	11.8	1	1.7	2.11		Convergence criterion (GCONV=1E-8) satisfied.	0.19	23.92	0.018		Algorithm converged.	-0.040	0.076	2.07		Algorithm converged.	0.19	22.21	0.5478		0.48		Algorithm converged.	0.05	5.18
Metabolism and nutrition disorders	Diabetes mellitus	Western Europe/United States/Canada/Australia	298	60.2	2	0.7	300	60.2	2	0.7	1.01		Convergence criterion (GCONV=1E-8) satisfied.	0.14	7.19	0.000		Algorithm converged.	-0.013	0.013	1.01		Algorithm converged.	0.14	7.10	0.9946	0.4934	0.99		Algorithm converged.	0.14	7.01
Metabolism and nutrition disorders	Diabetes mellitus	Asia	140	28.3	1	0.7	139	27.9	3	2.2	0.33		Convergence criterion (GCONV=1E-8) satisfied.	0.03	3.17	-0.014		Algorithm converged.	-0.042	0.013	0.33		Algorithm converged.	0.03	3.14	0.3356		3.02		Algorithm converged.	0.32	28.70
Metabolism and nutrition disorders	Diabetes mellitus	Rest of World	57	11.5	0	0.0	59	11.8	1	1.7		*	Quasi-complete separation of data points detected.				*	WARNING: The relative Hessian convergence criterion of 10.540168611 is greater than the limit of 0.0001. The convergence is questionable.			0.00		Algorithm converged.	0.00	NE	0.9999		>999.99		Algorithm converged.	0.00	NE
Metabolism and nutrition disorders	Diabetes mellitus inadequate control	Western Europe/United States/Canada/Australia	298	60.2	0	0.0	300	60.2	2	0.7		*	Quasi-complete separation of data points detected.				*	ERROR: The mean parameter is either invalid or at a limit of its range for some observations.			0.00		Algorithm converged.	0.00	NE	0.9999	NE	>999.99		Algorithm converged.	0.00	NE
Metabolism and nutrition disorders	Diabetes mellitus inadequate control	Asia	140	28.3	0	0.0	139	27.9	0	0.0	NE			NE	NE	NE		NE	NE	NE	NE		NE	NE	NE	NE		NE		NE	NE	NE

Metabolism and nutrition disorders	Diabetes mellitus inadequate control	Rest of World	57	11.5	0	0.0	59	11.8	0	0.0	NE			NE	NE	NE		NE	NE	NE	NE		NE	NE	NE	NE		NE		NE	NE	NE
Metabolism and nutrition disorders	Fluid retention	Western Europe/United States/Canada/Australia	298	60.2	1	0.3	300	60.2	0	0.0		*	Quasi-complete separation of data points detected.				*	WARNING: The relative Hessian convergence criterion of 44.806790292 is greater than the limit of 0.0001. The convergence is questionable.			NE		Algorithm converged.	NE	NE	NE	NE	NE		Algorithm converged.	NE	NE
Metabolism and nutrition disorders	Fluid retention	Asia	140	28.3	0	0.0	139	27.9	0	0.0	NE			NE	NE	NE		NE	NE	NE	NE		NE	NE	NE	NE		NE		NE	NE	NE
Metabolism and nutrition disorders	Fluid retention	Rest of World	57	11.5	0	0.0	59	11.8	0	0.0	NE			NE	NE	NE		NE	NE	NE	NE		NE	NE	NE	NE		NE		NE	NE	NE
Metabolism and nutrition disorders	Glucose tolerance impaired	Western Europe/United States/Canada/Australia	298	60.2	1	0.3	300	60.2	1	0.3	1.01		Convergence criterion (GCONV=1E-8) satisfied.	0.06	16.17	0.000		Algorithm converged.	-0.009	0.009	1.01		Algorithm converged.	0.06	16.02	0.9962	1.0000	0.99		Algorithm converged.	0.06	15.81
Metabolism and nutrition disorders	Glucose tolerance impaired	Asia	140	28.3	0	0.0	139	27.9	0	0.0	NE			NE	NE	NE		NE	NE	NE	NE		NE	NE	NE	NE		NE		NE	NE	NE
Metabolism and nutrition disorders	Glucose tolerance impaired	Rest of World	57	11.5	0	0.0	59	11.8	0	0.0	NE			NE	NE	NE		NE	NE	NE	NE		NE	NE	NE	NE		NE		NE	NE	NE
Metabolism and nutrition disorders	Gout	Western Europe/United States/Canada/Australia	298	60.2	2	0.7	300	60.2	2	0.7	1.01		Convergence criterion (GCONV=1E-8) satisfied.	0.14	7.19	0.000		Algorithm converged.	-0.013	0.013	1.01		Algorithm converged.	0.14	7.10	0.9946	NE	0.99		Algorithm converged.	0.14	7.01
Metabolism and nutrition disorders	Gout	Asia	140	28.3	0	0.0	139	27.9	0	0.0	NE			NE	NE	NE		NE	NE	NE	NE		NE	NE	NE	NE		NE		NE	NE	NE
Metabolism and nutrition disorders	Gout	Rest of World	57	11.5	1	1.8	59	11.8	0	0.0		*	Quasi-complete separation of data points detected.				*	WARNING: The relative Hessian convergence criterion of 10.998844954 is greater than the limit of 0.0001. The convergence is questionable.			NE		Algorithm converged.	NE	NE	NE		NE		Algorithm converged.	NE	NE
Metabolism and nutrition disorders	Hypercalcaemia	Western Europe/United States/Canada/Australia	298	60.2	2	0.7	300	60.2	1	0.3	2.02		Convergence criterion (GCONV=1E-8) satisfied.	0.18	22.40	0.003		Algorithm converged.	-0.008	0.015	2.01		Algorithm converged.	0.18	22.09	0.5669	0.7139	0.50		Algorithm converged.	0.05	5.45
Metabolism and nutrition disorders	Hypercalcaemia	Asia	140	28.3	1	0.7	139	27.9	0	0.0		*	Quasi-complete separation of data points detected.				*	WARNING: Negative of Hessian not positive definite.			NE		Algorithm converged.	NE	NE	NE		NE		Algorithm converged.	NE	NE
Metabolism and nutrition disorders	Hypercalcaemia	Rest of World	57	11.5	0	0.0	59	11.8	0	0.0	NE			NE	NE	NE		NE	NE	NE	NE		NE	NE	NE	NE		NE		NE	NE	NE
Metabolism and nutrition disorders	Hypercholesterolaemia	Western Europe/United States/Canada/Australia	298	60.2	1	0.3	300	60.2	1	0.3	1.01		Convergence criterion (GCONV=1E-8) satisfied.	0.06	16.17	0.000		Algorithm converged.	-0.009	0.009	1.01		Algorithm converged.	0.06	16.02	0.9962	NE	0.99		Algorithm converged.	0.06	15.81
Metabolism and nutrition disorders	Hypercholesterolaemia	Asia	140	28.3	1	0.7	139	27.9	0	0.0		*	Quasi-complete separation of data points detected.				*	WARNING: Negative of Hessian not positive definite.			NE		Algorithm converged.	NE	NE	NE		NE		Algorithm converged.	NE	NE
Metabolism and nutrition disorders	Hypercholesterolaemia	Rest of World	57	11.5	0	0.0	59	11.8	0	0.0	NE			NE	NE	NE		NE	NE	NE	NE		NE	NE	NE	NE		NE		NE	NE	NE
Metabolism and nutrition disorders	Hyperglycaemia	Western Europe/United States/Canada/Australia	298	60.2	14	4.7	300	60.2	13	4.3	1.09		Convergence criterion (GCONV=1E-8) satisfied.	0.50	2.36	0.004		Algorithm converged.	-0.030	0.037	1.08		Algorithm converged.	0.52	2.27	0.8300	0.3451	0.92		Algorithm converged.	0.44	1.93
Metabolism and nutrition disorders	Hyperglycaemia	Asia	140	28.3	15	10.7	139	27.9	7	5.0	2.26		Convergence criterion (GCONV=1E-8) satisfied.	0.89	5.73	0.057		Algorithm converged.	-0.006	0.120	2.13		Algorithm converged.	0.89	5.06	0.0875		0.47		Algorithm converged.	0.20	1.12
Metabolism and nutrition disorders	Hyperglycaemia	Rest of World	57	11.5	1	1.8	59	11.8	2	3.4	0.51		Convergence criterion (GCONV=1E-8) satisfied.	0.04	5.77	-0.016		Algorithm converged.	-0.074	0.041	0.52		Algorithm converged.	0.05	5.55	0.5864		1.93		Algorithm converged.	0.18	20.73
Metabolism and nutrition disorders	Hyperkalaemia	Western Europe/United States/Canada/Australia	298	60.2	4	1.3	300	60.2	6	2.0	0.67		Convergence criterion (GCONV=1E-8) satisfied.	0.19	2.39	-0.007		Algorithm converged.	-0.027	0.014	0.67		Algorithm converged.	0.19	2.35	0.5334	0.4040	1.49		Algorithm converged.	0.42	5.23
Metabolism and nutrition disorders	Hyperkalaemia	Asia	140	28.3	2	1.4	139	27.9	1	0.7	2.00		Convergence criterion (GCONV=1E-8) satisfied.	0.18	22.31	0.007		Algorithm converged.	-0.017	0.031	1.99		Algorithm converged.	0.18	21.65	0.5736		0.50		Algorithm converged.	0.05	5.49
Metabolism and nutrition disorders	Hyperkalaemia	Rest of World	57	11.5	0	0.0	59	11.8	1	1.7		*	Quasi-complete separation of data points detected.				*	WARNING: The relative Hessian convergence criterion of 10.540168601 is greater than the limit of 0.0001. The convergence is questionable.			0.00		Algorithm converged.	0.00	NE	0.9999		>999.99		Algorithm converged.	0.00	NE
Metabolism and nutrition disorders	Hyperlipidaemia	Western Europe/United States/Canada/Australia	298	60.2	0	0.0	300	60.2	0	0.0	NE			NE	NE	NE		NE	NE	NE	NE		NE	NE	NE	NE	NE	NE		NE	NE	NE
Metabolism and nutrition disorders	Hyperlipidaemia	Asia	140	28.3	1	0.7	139	27.9	1	0.7	0.99		Convergence criterion (GCONV=1E-8) satisfied.	0.06	16.03	0.000		Algorithm converged.	-0.020	0.020	0.99		Algorithm converged.	0.06	15.72	0.9959		1.01		Algorithm converged.	0.06	15.94
Metabolism and nutrition disorders	Hyperlipidaemia	Rest of World	57	11.5	0	0.0	59	11.8	0	0.0	NE			NE	NE	NE		NE	NE	NE	NE		NE	NE	NE	NE		NE		NE	NE	NE
Metabolism and nutrition disorders	Hypermagnesaemia	Western Europe/United States/Canada/Australia	298	60.2	0	0.0	300	60.2	0	0.0	NE			NE	NE	NE		NE	NE	NE	NE		NE	NE	NE	NE	NE	NE		NE	NE	NE
Metabolism and nutrition disorders	Hypermagnesaemia	Asia	140	28.3	0	0.0	139	27.9	1	0.7		*	Quasi-complete separation of data points detected.				*	WARNING: The relative Hessian convergence criterion of 19.480043432 is greater than the limit of 0.0001. The convergence is questionable.			0.00		Algorithm converged.	0.00	NE	0.9999		>999.99		Algorithm converged.	0.00	NE
Metabolism and nutrition disorders	Hypermagnesaemia	Rest of World	57	11.5	0	0.0	59	11.8	0	0.0	NE			NE	NE	NE		NE	NE	NE	NE		NE	NE	NE	NE		NE		NE	NE	NE
Metabolism and nutrition disorders	Hypernatraemia	Western Europe/United States/Canada/Australia	298	60.2	1	0.3	300	60.2	0	0.0		*	Quasi-complete separation of data points detected.				*	WARNING: The relative Hessian convergence criterion of 44.806790292 is greater than the limit of 0.0001. The convergence is questionable.			NE		Algorithm converged.	NE	NE	NE	NE	NE		Algorithm converged.	NE	NE
Metabolism and nutrition disorders	Hypernatraemia	Asia	140	28.3	0	0.0	139	27.9	0	0.0	NE			NE	NE	NE		NE	NE	NE	NE		NE	NE	NE	NE		NE		NE	NE	NE
Metabolism and nutrition disorders	Hypernatraemia	Rest of World	57	11.5	0	0.0	59	11.8	1	1.7		*	Quasi-complete separation of data points detected.				*	WARNING: The relative Hessian convergence criterion of 10.540168611 is greater than the limit of 0.0001. The convergence is questionable.			0.00		Algorithm converged.	0.00	NE	0.9999		>999.99		Algorithm converged.	0.00	NE
Metabolism and nutrition disorders	Hyperphagia	Western Europe/United States/Canada/Australia	298	60.2	0	0.0	300	60.2	1	0.3		*	Quasi-complete separation of data points detected.				*	ERROR: The mean parameter is either invalid or at a limit of its range for some observations.			0.00		Algorithm converged.	0.00	NE	0.9999	NE	>999.99		Algorithm converged.	0.00	NE
Metabolism and nutrition disorders	Hyperphagia	Asia	140	28.3	0	0.0	139	27.9	0	0.0	NE			NE	NE	NE		NE	NE	NE	NE		NE	NE	NE	NE		NE		NE	NE	NE
Metabolism and nutrition disorders	Hyperphagia	Rest of World	57	11.5	0	0.0	59	11.8	0	0.0	NE			NE	NE	NE		NE	NE	NE	NE		NE	NE	NE	NE		NE		NE	NE	NE
Metabolism and nutrition disorders	Hyperphosphataemia	Western Europe/United States/Canada/Australia	298	60.2	0	0.0	300	60.2	2	0.7		*	Quasi-complete separation of data points detected.				*	ERROR: The mean parameter is either invalid or at a limit of its range for some observations.			0.00		Algorithm converged.	0.00	NE	0.9999	NE	>999.99		Algorithm converged.	0.00	NE
Metabolism and nutrition disorders	Hyperphosphataemia	Asia	140	28.3	0	0.0	139	27.9	0	0.0	NE			NE	NE	NE		NE	NE	NE	NE		NE	NE	NE	NE		NE		NE	NE	NE
Metabolism and nutrition disorders	Hyperphosphataemia	Rest of World	57	11.5	0	0.0	59	11.8	0	0.0	NE			NE	NE	NE		NE	NE	NE	NE		NE	NE	NE	NE		NE		NE	NE	NE
Metabolism and nutrition disorders	Hypertriglyceridaemia	Western Europe/United States/Canada/Australia	298	60.2	1	0.3	300	60.2	1	0.3	1.01		Convergence criterion (GCONV=1E-8) satisfied.	0.06	16.17	0.000		Algorithm converged.	-0.009	0.009	1.01		Algorithm converged.	0.06	16.02	0.9962	1.0000	0.99		Algorithm converged.	0.06	15.81
Metabolism and nutrition disorders	Hypertriglyceridaemia	Asia	140	28.3	4	2.9	139	27.9	4	2.9	0.99		Convergence criterion (GCONV=1E-8) satisfied.	0.24	4.05	0.000		Algorithm converged.	-0.039	0.039	0.99		Algorithm converged.	0.25	3.89	0.9918		1.01		Algorithm converged.	0.26	3.95
Metabolism and nutrition disorders	Hypertriglyceridaemia	Rest of World	57	11.5	0	0.0	59	11.8	0	0.0	NE			NE	NE	NE		NE	NE	NE	NE		NE	NE	NE	NE		NE		NE	NE	NE
Metabolism and nutrition disorders	Hyperuricaemia	Western Europe/United States/Canada/Australia	298	60.2	6	2.0	300	60.2	3	1.0	2.03		Convergence criterion (GCONV=1E-8) satisfied.	0.50	8.21	0.010		Algorithm converged.	-0.009	0.030	2.01		Algorithm converged.	0.51	7.98	0.3191	0.3025	0.50		Algorithm converged.	0.13	1.97
Metabolism and nutrition disorders	Hyperuricaemia	Asia	140	28.3	4	2.9	139	27.9	7	5.0	0.55		Convergence criterion (GCONV=1E-8) satisfied.	0.16	1.94	-0.022		Algorithm converged.	-0.067	0.024	0.57		Algorithm converged.	0.17	1.89	0.3569		1.76		Algorithm converged.	0.53	5.89
Metabolism and nutrition disorders	Hyperuricaemia	Rest of World	57	11.5	5	8.8	59	11.8	3	5.1	1.79		Convergence criterion (GCONV=1E-8) satisfied.	0.41	7.89	0.037		Algorithm converged.	-0.056	0.129	1.73		Algorithm converged.	0.43	6.89	0.4401		0.58		Algorithm converged.	0.15	2.31
Metabolism and nutrition disorders	Hypervolaemia	Western Europe/United States/Canada/Australia	298	60.2	1	0.3	300	60.2	3	1.0	0.33		Convergence criterion (GCONV=1E-8) satisfied.	0.03	3.22	-0.007		Algorithm converged.	-0.020	0.006	0.34		Algorithm converged.	0.04	3.21	0.3431	NE	2.98		Algorithm converged.	0.31	28.49
Metabolism and nutrition disorders	Hypervolaemia	Asia	140	28.3	0	0.0	139	27.9	0	0.0	NE			NE	NE	NE		NE	NE	NE	NE		NE	NE	NE	NE		NE		NE	NE	NE
Metabolism and nutrition disorders	Hypervolaemia	Rest of World	57	11.5	0	0.0	59	11.8	1	1.7		*	Quasi-complete separation of data points detected.				*	WARNING: The relative Hessian convergence criterion of 10.540168611 is greater than the limit of 0.0001. The convergence is questionable.			0.00		Algorithm converged.	0.00	NE	0.9999		>999.99		Algorithm converged.	0.00	NE
Metabolism and nutrition disorders	Hypoalbuminaemia	Western Europe/United States/Canada/Australia	298	60.2	8	2.7	300	60.2	7	2.3	1.15		Convergence criterion (GCONV=1E-8) satisfied.	0.41	3.23	0.004		Algorithm converged.	-0.022	0.029	1.15		Algorithm converged.	0.42	3.13	0.7838	0.4783	0.87		Algorithm converged.	0.32	2.37
Metabolism and nutrition disorders	Hypoalbuminaemia	Asia	140	28.3	8	5.7	139	27.9	9	6.5	0.88		Convergence criterion (GCONV=1E-8) satisfied.	0.33	2.34	-0.008		Algorithm converged.	-0.064	0.049	0.88		Algorithm converged.	0.35	2.22	0.7908		1.13		Algorithm converged.	0.45	2.85
Metabolism and nutrition disorders	Hypoalbuminaemia	Rest of World	57	11.5	0	0.0	59	11.8	1	1.7		*	Quasi-complete separation of data points detected.				*	WARNING: The relative Hessian convergence criterion of 10.540168601 is greater than the limit of 0.0001. The convergence is questionable.			0.00		Algorithm converged.	0.00	NE	0.9999		>999.99		Algorithm converged.	0.00	NE
Metabolism and nutrition disorders	Hypocalcaemia	Western Europe/United States/Canada/Australia	298	60.2	6	2.0	300	60.2	8	2.7	0.75		Convergence criterion (GCONV=1E-8) satisfied.	0.26	2.19	-0.007		Algorithm converged.	-0.031	0.018	0.76		Algorithm converged.	0.27	2.15	0.5986	0.4312	1.32		Algorithm converged.	0.47	3.77
Metabolism and nutrition disorders	Hypocalcaemia	Asia	140	28.3	3	2.1	139	27.9	4	2.9	0.74		Convergence criterion (GCONV=1E-8) satisfied.	0.16	3.36	-0.007		Algorithm converged.	-0.044	0.029	0.74		Algorithm converged.	0.17	3.27	0.6959		1.34		Algorithm converged.	0.31	5.89
Metabolism and nutrition disorders	Hypocalcaemia	Rest of World	57	11.5	1	1.8	59	11.8	0	0.0		*	Quasi-complete separation of data points detected.				*	WARNING: The relative Hessian convergence criterion of 10.998844964 is greater than the limit of 0.0001. The convergence is questionable.			NE		Algorithm converged.	NE	NE	NE		NE		Algorithm converged.	NE	NE
Metabolism and nutrition disorders	Hypochloraemia	Western Europe/United States/Canada/Australia	298	60.2	0	0.0	300	60.2	0	0.0	NE			NE	NE	NE		NE	NE	NE	NE		NE	NE	NE	NE	NE	NE		NE	NE	NE
Metabolism and nutrition disorders	Hypochloraemia	Asia	140	28.3	0	0.0	139	27.9	0	0.0	NE			NE	NE	NE		NE	NE	NE	NE		NE	NE	NE	NE		NE		NE	NE	NE
Metabolism and nutrition disorders	Hypochloraemia	Rest of World	57	11.5	0	0.0	59	11.8	1	1.7		*	Quasi-complete separation of data points detected.				*	WARNING: The relative Hessian convergence criterion of 10.540168611 is greater than the limit of 0.0001. The convergence is questionable.			0.00		Algorithm converged.	0.00	NE	0.9999		>999.99		Algorithm converged.	0.00	NE
Metabolism and nutrition disorders	Hypoglycaemia	Western Europe/United States/Canada/Australia	298	60.2	1	0.3	300	60.2	1	0.3	1.01		Convergence criterion (GCONV=1E-8) satisfied.	0.06	16.17	0.000		Algorithm converged.	-0.009	0.009	1.01		Algorithm converged.	0.06	16.02	0.9962	0.7353	0.99		Algorithm converged.	0.06	15.81
Metabolism and nutrition disorders	Hypoglycaemia	Asia	140	28.3	1	0.7	139	27.9	4	2.9	0.24		Convergence criterion (GCONV=1E-8) satisfied.	0.03	2.20	-0.022		Algorithm converged.	-0.053	0.009	0.25		Algorithm converged.	0.03	2.19	0.2100		4.03		Algorithm converged.	0.46	35.59
Metabolism and nutrition disorders	Hypoglycaemia	Rest of World	57	11.5	0	0.0	59	11.8	0	0.0	NE			NE	NE	NE		NE	NE	NE	NE		NE	NE	NE	NE		NE		NE	NE	NE
Metabolism and nutrition disorders	Hypokalaemia	Western Europe/United States/Canada/Australia	298	60.2	22	7.4	300	60.2	22	7.3	1.01		Convergence criterion (GCONV=1E-8) satisfied.	0.55	1.86	0.000		Algorithm converged.	-0.041	0.042	1.01		Algorithm converged.	0.57	1.78	0.9816	0.2452	0.99		Algorithm converged.	0.56	1.75
Metabolism and nutrition disorders	Hypokalaemia	Asia	140	28.3	14	10.0	139	27.9	24	17.3	0.53		Convergence criterion (GCONV=1E-8) satisfied.	0.26	1.08	-0.073		Algorithm converged.	-0.153	0.007	0.58		Algorithm converged.	0.31	1.07	0.0822		1.73		Algorithm converged.	0.93	3.20
Metabolism and nutrition disorders	Hypokalaemia	Rest of World	57	11.5	8	14.0	59	11.8	6	10.2	1.44		Convergence criterion (GCONV=1E-8) satisfied.	0.47	4.45	0.039		Algorithm converged.	-0.080	0.157	1.38		Algorithm converged.	0.51	3.73	0.5252		0.72		Algorithm converged.	0.27	1.96
Metabolism and nutrition disorders	Hypomagnesaemia	Western Europe/United States/Canada/Australia	298	60.2	19	6.4	300	60.2	9	3.0	2.20		Convergence criterion (GCONV=1E-8) satisfied.	0.98	4.95	0.034		Algorithm converged.	0.000	0.068	2.13		Algorithm converged.	0.98	4.62	0.0571	0.1136	0.47		Algorithm converged.	0.22	1.02
Metabolism and nutrition disorders	Hypomagnesaemia	Asia	140	28.3	0	0.0	139	27.9	2	1.4		*	Quasi-complete separation of data points detected.				*	WARNING: The relative Hessian convergence criterion of 12.308584961 is greater than the limit of 0.0001. The convergence is questionable.			0.00		Algorithm converged.	0.00	NE	0.9999		>999.99		Algorithm converged.	0.00	NE
Metabolism and nutrition disorders	Hypomagnesaemia	Rest of World	57	11.5	3	5.3	59	11.8	2	3.4	1.58		Convergence criterion (GCONV=1E-8) satisfied.	0.25	9.85	0.019		Algorithm converged.	-0.055	0.093	1.55		Algorithm converged.	0.27	8.95	0.6226		0.64		Algorithm converged.	0.11	3.71
Metabolism and nutrition disorders	Hyponatraemia	Western Europe/United States/Canada/Australia	298	60.2	5	1.7	300	60.2	13	4.3	0.38		Convergence criterion (GCONV=1E-8) satisfied.	0.13	1.07	-0.027		Algorithm converged.	-0.054	0.001	0.39		Algorithm converged.	0.14	1.07	0.0680	0.0891	2.58		Algorithm converged.	0.93	7.15
Metabolism and nutrition disorders	Hyponatraemia	Asia	140	28.3	4	2.9	139	27.9	6	4.3	0.65		Convergence criterion (GCONV=1E-8) satisfied.	0.18	2.36	-0.015		Algorithm converged.	-0.058	0.029	0.66		Algorithm converged.	0.19	2.29	0.5153		1.51		Algorithm converged.	0.44	5.24
Metabolism and nutrition disorders	Hyponatraemia	Rest of World	57	11.5	2	3.5	59	11.8	0	0.0		*	Quasi-complete separation of data points detected.				*	WARNING: The relative Hessian convergence criterion of 6.6720380513 is greater than the limit of 0.0001. The convergence is questionable.			NE		Algorithm converged.	NE	NE	NE		NE		Algorithm converged.	NE	NE
Metabolism and nutrition disorders	Hypophagia	Western Europe/United States/Canada/Australia	298	60.2	0	0.0	300	60.2	0	0.0	NE			NE	NE	NE		NE	NE	NE	NE		NE	NE	NE	NE	NE	NE		NE	NE	NE
Metabolism and nutrition disorders	Hypophagia	Asia	140	28.3	1	0.7	139	27.9	0	0.0		*	Quasi-complete separation of data points detected.				*	WARNING: Negative of Hessian not positive definite.			NE		Algorithm converged.	NE	NE	NE		NE		Algorithm converged.	NE	NE
Metabolism and nutrition disorders	Hypophagia	Rest of World	57	11.5	0	0.0	59	11.8	0	0.0	NE			NE	NE	NE		NE	NE	NE	NE		NE	NE	NE	NE		NE		NE	NE	NE
Metabolism and nutrition disorders	Hypophosphataemia	Western Europe/United States/Canada/Australia	298	60.2	17	5.7	300	60.2	8	2.7	2.21		Convergence criterion (GCONV=1E-8) satisfied.	0.94	5.20	0.030		Algorithm converged.	-0.002	0.062	2.14		Algorithm converged.	0.94	4.88	0.0708	0.2918	0.47		Algorithm converged.	0.20	1.07
Metabolism and nutrition disorders	Hypophosphataemia	Asia	140	28.3	3	2.1	139	27.9	4	2.9	0.74		Convergence criterion (GCONV=1E-8) satisfied.	0.16	3.36	-0.007		Algorithm converged.	-0.044	0.029	0.74		Algorithm converged.	0.17	3.27	0.6959		1.34		Algorithm converged.	0.31	5.89
Metabolism and nutrition disorders	Hypophosphataemia	Rest of World	57	11.5	1	1.8	59	11.8	0	0.0		*	Quasi-complete separation of data points detected.				*	ERROR: Error in computing the link function, its derivatives, or the variance function.			NE		Algorithm converged.	NE	NE	NE		NE		Algorithm converged.	NE	NE
Metabolism and nutrition disorders	Hypoproteinaemia	Western Europe/United States/Canada/Australia	298	60.2	0	0.0	300	60.2	3	1.0		*	Quasi-complete separation of data points detected.				*	ERROR: The mean parameter is either invalid or at a limit of its range for some observations.			0.00		Algorithm converged.	0.00	NE	0.9999	NE	>999.99		Algorithm converged.	0.00	NE
Metabolism and nutrition disorders	Hypoproteinaemia	Asia	140	28.3	0	0.0	139	27.9	0	0.0	NE			NE	NE	NE		NE	NE	NE	NE		NE	NE	NE	NE		NE		NE	NE	NE
Metabolism and nutrition disorders	Hypoproteinaemia	Rest of World	57	11.5	0	0.0	59	11.8	0	0.0	NE			NE	NE	NE		NE	NE	NE	NE		NE	NE	NE	NE		NE		NE	NE	NE
Metabolism and nutrition disorders	Hypovitaminosis	Western Europe/United States/Canada/Australia	298	60.2	1	0.3	300	60.2	1	0.3	1.01		Convergence criterion (GCONV=1E-8) satisfied.	0.06	16.17	0.000		Algorithm converged.	-0.009	0.009	1.01		Algorithm converged.	0.06	16.02	0.9962	1.0000	0.99		Algorithm converged.	0.06	15.81
Metabolism and nutrition disorders	Hypovitaminosis	Asia	140	28.3	0	0.0	139	27.9	0	0.0	NE			NE	NE	NE		NE	NE	NE	NE		NE	NE	NE	NE		NE		NE	NE	NE
Metabolism and nutrition disorders	Hypovitaminosis	Rest of World	57	11.5	0	0.0	59	11.8	0	0.0	NE			NE	NE	NE		NE	NE	NE	NE		NE	NE	NE	NE		NE		NE	NE	NE
Metabolism and nutrition disorders	Hypovolaemia	Western Europe/United States/Canada/Australia	298	60.2	1	0.3	300	60.2	0	0.0		*	Quasi-complete separation of data points detected.				*	WARNING: Negative of Hessian not positive definite.			NE		Algorithm converged.	NE	NE	NE	NE	NE		Algorithm converged.	NE	NE
Metabolism and nutrition disorders	Hypovolaemia	Asia	140	28.3	0	0.0	139	27.9	0	0.0	NE			NE	NE	NE		NE	NE	NE	NE		NE	NE	NE	NE		NE		NE	NE	NE
Metabolism and nutrition disorders	Hypovolaemia	Rest of World	57	11.5	0	0.0	59	11.8	0	0.0	NE			NE	NE	NE		NE	NE	NE	NE		NE	NE	NE	NE		NE		NE	NE	NE
Metabolism and nutrition disorders	Iron deficiency	Western Europe/United States/Canada/Australia	298	60.2	1	0.3	300	60.2	2	0.7	0.50		Convergence criterion (GCONV=1E-8) satisfied.	0.05	5.56	-0.003		Algorithm converged.	-0.015	0.008	0.50		Algorithm converged.	0.05	5.52	0.5743	NE	1.99		Algorithm converged.	0.18	21.79
Metabolism and nutrition disorders	Iron deficiency	Asia	140	28.3	0	0.0	139	27.9	0	0.0	NE			NE	NE	NE		NE	NE	NE	NE		NE	NE	NE	NE		NE		NE	NE	NE
Metabolism and nutrition disorders	Iron deficiency	Rest of World	57	11.5	0	0.0	59	11.8	0	0.0	NE			NE	NE	NE		NE	NE	NE	NE		NE	NE	NE	NE		NE		NE	NE	NE
Metabolism and nutrition disorders	Lactic acidosis	Western Europe/United States/Canada/Australia	298	60.2	0	0.0	300	60.2	2	0.7		*	Quasi-complete separation of data points detected.				*	ERROR: The mean parameter is either invalid or at a limit of its range for some observations.			0.00		Algorithm converged.	0.00	NE	0.9999	NE	>999.99		Algorithm converged.	0.00	NE
Metabolism and nutrition disorders	Lactic acidosis	Asia	140	28.3	0	0.0	139	27.9	0	0.0	NE			NE	NE	NE		NE	NE	NE	NE		NE	NE	NE	NE		NE		NE	NE	NE
Metabolism and nutrition disorders	Lactic acidosis	Rest of World	57	11.5	0	0.0	59	11.8	0	0.0	NE			NE	NE	NE		NE	NE	NE	NE		NE	NE	NE	NE		NE		NE	NE	NE
Metabolism and nutrition disorders	Malnutrition	Western Europe/United States/Canada/Australia	298	60.2	2	0.7	300	60.2	0	0.0		*	Quasi-complete separation of data points detected.				*	WARNING: Negative of Hessian not positive definite.			NE		Algorithm converged.	NE	NE	NE	0.4256	NE		Algorithm converged.	NE	NE
Metabolism and nutrition disorders	Malnutrition	Asia	140	28.3	0	0.0	139	27.9	0	0.0	NE			NE	NE	NE		NE	NE	NE	NE		NE	NE	NE	NE		NE		NE	NE	NE
Metabolism and nutrition disorders	Malnutrition	Rest of World	57	11.5	1	1.8	59	11.8	1	1.7	1.04		Convergence criterion (GCONV=1E-8) satisfied.	0.06	16.96	0.001		Algorithm converged.	-0.047	0.048	1.04		Algorithm converged.	0.07	16.16	0.9804		0.97		Algorithm converged.	0.06	15.08
Metabolism and nutrition disorders	Mineral deficiency	Western Europe/United States/Canada/Australia	298	60.2	0	0.0	300	60.2	0	0.0	NE			NE	NE	NE		NE	NE	NE	NE		NE	NE	NE	NE	NE	NE		NE	NE	NE
Metabolism and nutrition disorders	Mineral deficiency	Asia	140	28.3	0	0.0	139	27.9	0	0.0	NE			NE	NE	NE		NE	NE	NE	NE		NE	NE	NE	NE		NE		NE	NE	NE
Metabolism and nutrition disorders	Mineral deficiency	Rest of World	57	11.5	1	1.8	59	11.8	0	0.0		*	Quasi-complete separation of data points detected.				*	ERROR: Error in computing the link function, its derivatives, or the variance function.			NE		Algorithm converged.	NE	NE	NE		NE		Algorithm converged.	NE	NE
Metabolism and nutrition disorders	Salt craving	Western Europe/United States/Canada/Australia	298	60.2	1	0.3	300	60.2	0	0.0		*	Quasi-complete separation of data points detected.				*	WARNING: Negative of Hessian not positive definite.			NE		Algorithm converged.	NE	NE	NE	NE	NE		Algorithm converged.	NE	NE
Metabolism and nutrition disorders	Salt craving	Asia	140	28.3	0	0.0	139	27.9	0	0.0	NE			NE	NE	NE		NE	NE	NE	NE		NE	NE	NE	NE		NE		NE	NE	NE
Metabolism and nutrition disorders	Salt craving	Rest of World	57	11.5	0	0.0	59	11.8	0	0.0	NE			NE	NE	NE		NE	NE	NE	NE		NE	NE	NE	NE		NE		NE	NE	NE
Metabolism and nutrition disorders	Tumour lysis syndrome	Western Europe/United States/Canada/Australia	298	60.2	2	0.7	300	60.2	4	1.3	0.50		Convergence criterion (GCONV=1E-8) satisfied.	0.09	2.75	-0.007		Algorithm converged.	-0.023	0.009	0.50		Algorithm converged.	0.09	2.73	0.4259	NE	1.99		Algorithm converged.	0.37	10.76
Metabolism and nutrition disorders	Tumour lysis syndrome	Asia	140	28.3	0	0.0	139	27.9	0	0.0	NE			NE	NE	NE		NE	NE	NE	NE		NE	NE	NE	NE		NE		NE	NE	NE
Metabolism and nutrition disorders	Tumour lysis syndrome	Rest of World	57	11.5	0	0.0	59	11.8	0	0.0	NE			NE	NE	NE		NE	NE	NE	NE		NE	NE	NE	NE		NE		NE	NE	NE
Metabolism and nutrition disorders	Type 2 diabetes mellitus	Western Europe/United States/Canada/Australia	298	60.2	1	0.3	300	60.2	1	0.3	1.01		Convergence criterion (GCONV=1E-8) satisfied.	0.06	16.17	0.000		Algorithm converged.	-0.009	0.009	1.01		Algorithm converged.	0.06	16.02	0.9962	1.0000	0.99		Algorithm converged.	0.06	15.81
Metabolism and nutrition disorders	Type 2 diabetes mellitus	Asia	140	28.3	0	0.0	139	27.9	0	0.0	NE			NE	NE	NE		NE	NE	NE	NE		NE	NE	NE	NE		NE		NE	NE	NE
Metabolism and nutrition disorders	Type 2 diabetes mellitus	Rest of World	57	11.5	0	0.0	59	11.8	0	0.0	NE			NE	NE	NE		NE	NE	NE	NE		NE	NE	NE	NE		NE		NE	NE	NE
Metabolism and nutrition disorders	Vitamin B1 deficiency	Western Europe/United States/Canada/Australia	298	60.2	1	0.3	300	60.2	0	0.0		*	Quasi-complete separation of data points detected.				*	WARNING: The relative Hessian convergence criterion of 44.806790292 is greater than the limit of 0.0001. The convergence is questionable.			NE		Algorithm converged.	NE	NE	NE	NE	NE		Algorithm converged.	NE	NE

Metabolism and nutrition disorders	Vitamin B1 deficiency	Asia	140	28.3	0	0.0	139	27.9	0	0.0	NE			NE	NE	NE		NE	NE	NE	NE		NE	NE	NE	NE		NE		NE	NE	NE
Metabolism and nutrition disorders	Vitamin B1 deficiency	Rest of World	57	11.5	0	0.0	59	11.8	0	0.0	NE			NE	NE	NE		NE	NE	NE	NE		NE	NE	NE	NE		NE		NE	NE	NE
Metabolism and nutrition disorders	Vitamin D deficiency	Western Europe/United States/Canada/Australia	298	60.2	4	1.3	300	60.2	8	2.7	0.50		Convergence criterion (GCONV=1E-8) satisfied.	0.15	1.67	-0.013		Algorithm converged.	-0.036	0.009	0.50		Algorithm converged.	0.15	1.65	0.2580	NE	1.99		Algorithm converged.	0.60	6.53
Metabolism and nutrition disorders	Vitamin D deficiency	Asia	140	28.3	0	0.0	139	27.9	0	0.0	NE			NE	NE	NE		NE	NE	NE	NE		NE	NE	NE	NE		NE		NE	NE	NE
Metabolism and nutrition disorders	Vitamin D deficiency	Rest of World	57	11.5	0	0.0	59	11.8	0	0.0	NE			NE	NE	NE		NE	NE	NE	NE		NE	NE	NE	NE		NE		NE	NE	NE
Musculoskeletal and connective tissue disorders		Western Europe/United States/Canada/Australia	298	60.2	103	34.6	300	60.2	120	40.0	0.79		Convergence criterion (GCONV=1E-8) satisfied.	0.57	1.10	-0.054		Algorithm converged.	-0.132	0.023	0.86		Algorithm converged.	0.70	1.06	0.1704	0.1963	1.16		Algorithm converged.	0.94	1.43
Musculoskeletal and connective tissue disorders		Asia	140	28.3	15	10.7	139	27.9	17	12.2	0.86		Convergence criterion (GCONV=1E-8) satisfied.	0.41	1.80	-0.015		Algorithm converged.	-0.090	0.060	0.88		Algorithm converged.	0.46	1.68	0.6914		1.14		Algorithm converged.	0.59	2.19
Musculoskeletal and connective tissue disorders		Rest of World	57	11.5	15	26.3	59	11.8	9	15.3	1.98		Convergence criterion (GCONV=1E-8) satisfied.	0.79	4.99	0.111		Algorithm converged.	-0.036	0.257	1.73		Algorithm converged.	0.82	3.62	0.1497		0.58		Algorithm converged.	0.28	1.22
Musculoskeletal and connective tissue disorders	Arthralgia	Western Europe/United States/Canada/Australia	298	60.2	24	8.1	300	60.2	29	9.7	0.82		Convergence criterion (GCONV=1E-8) satisfied.	0.46	1.44	-0.016		Algorithm converged.	-0.062	0.029	0.83		Algorithm converged.	0.50	1.40	0.4885	0.3816	1.20		Algorithm converged.	0.72	2.01
Musculoskeletal and connective tissue disorders	Arthralgia	Asia	140	28.3	1	0.7	139	27.9	4	2.9	0.24		Convergence criterion (GCONV=1E-8) satisfied.	0.03	2.20	-0.022		Algorithm converged.	-0.053	0.009	0.25		Algorithm converged.	0.03	2.19	0.2100		4.03		Algorithm converged.	0.46	35.59
Musculoskeletal and connective tissue disorders	Arthralgia	Rest of World	57	11.5	4	7.0	59	11.8	3	5.1	1.41		Convergence criterion (GCONV=1E-8) satisfied.	0.30	6.59	0.019		Algorithm converged.	-0.068	0.106	1.38		Algorithm converged.	0.32	5.90	0.6637		0.72		Algorithm converged.	0.17	3.10
Musculoskeletal and connective tissue disorders	Back pain	Western Europe/United States/Canada/Australia	298	60.2	32	10.7	300	60.2	42	14.0	0.74		Convergence criterion (GCONV=1E-8) satisfied.	0.45	1.21	-0.033		Algorithm converged.	-0.085	0.020	0.77		Algorithm converged.	0.50	1.18	0.2278	0.0021	1.30		Algorithm converged.	0.85	2.01
Musculoskeletal and connective tissue disorders	Back pain	Asia	140	28.3	4	2.9	139	27.9	7	5.0	0.55		Convergence criterion (GCONV=1E-8) satisfied.	0.16	1.94	-0.022		Algorithm converged.	-0.067	0.024	0.57		Algorithm converged.	0.17	1.89	0.3569		1.76		Algorithm converged.	0.53	5.89
Musculoskeletal and connective tissue disorders	Back pain	Rest of World	57	11.5	7	12.3	59	11.8	0	0.0		*	Quasi-complete separation of data points detected.				*	ERROR: Error in computing the link function, its derivatives, or the variance function.			NE		Algorithm converged.	NE	NE	NE		NE		Algorithm converged.	NE	NE
Musculoskeletal and connective tissue disorders	Bone pain	Western Europe/United States/Canada/Australia	298	60.2	16	5.4	300	60.2	27	9.0	0.57		Convergence criterion (GCONV=1E-8) satisfied.	0.30	1.09	-0.036		Algorithm converged.	-0.078	0.005	0.60		Algorithm converged.	0.33	1.08	0.0900	0.1466	1.68		Algorithm converged.	0.92	3.05
Musculoskeletal and connective tissue disorders	Bone pain	Asia	140	28.3	2	1.4	139	27.9	0	0.0		*	Quasi-complete separation of data points detected.				*	ERROR: The mean parameter is either invalid or at a limit of its range for some observations.			NE		Algorithm converged.	NE	NE	NE		NE		Algorithm converged.	NE	NE
Musculoskeletal and connective tissue disorders	Bone pain	Rest of World	57	11.5	3	5.3	59	11.8	4	6.8	0.76		Convergence criterion (GCONV=1E-8) satisfied.	0.16	3.58	-0.015		Algorithm converged.	-0.102	0.071	0.78		Algorithm converged.	0.18	3.32	0.7325		1.29		Algorithm converged.	0.30	5.50
Musculoskeletal and connective tissue disorders	Clubbing	Western Europe/United States/Canada/Australia	298	60.2	0	0.0	300	60.2	1	0.3		*	Quasi-complete separation of data points detected.				*	ERROR: The mean parameter is either invalid or at a limit of its range for some observations.			0.00		Algorithm converged.	0.00	NE	0.9999	NE	>999.99		Algorithm converged.	0.00	NE
Musculoskeletal and connective tissue disorders	Clubbing	Asia	140	28.3	0	0.0	139	27.9	0	0.0	NE			NE	NE	NE		NE	NE	NE	NE		NE	NE	NE	NE		NE		NE	NE	NE
Musculoskeletal and connective tissue disorders	Clubbing	Rest of World	57	11.5	0	0.0	59	11.8	0	0.0	NE			NE	NE	NE		NE	NE	NE	NE		NE	NE	NE	NE		NE		NE	NE	NE
Musculoskeletal and connective tissue disorders	Dupuytren's contracture	Western Europe/United States/Canada/Australia	298	60.2	0	0.0	300	60.2	1	0.3		*	Quasi-complete separation of data points detected.				*	ERROR: The mean parameter is either invalid or at a limit of its range for some observations.			0.00		Algorithm converged.	0.00	NE	0.9999	NE	>999.99		Algorithm converged.	0.00	NE
Musculoskeletal and connective tissue disorders	Dupuytren's contracture	Asia	140	28.3	0	0.0	139	27.9	0	0.0	NE			NE	NE	NE		NE	NE	NE	NE		NE	NE	NE	NE		NE		NE	NE	NE
Musculoskeletal and connective tissue disorders	Dupuytren's contracture	Rest of World	57	11.5	0	0.0	59	11.8	0	0.0	NE			NE	NE	NE		NE	NE	NE	NE		NE	NE	NE	NE		NE		NE	NE	NE
Musculoskeletal and connective tissue disorders	Flank pain	Western Europe/United States/Canada/Australia	298	60.2	1	0.3	300	60.2	3	1.0	0.33		Convergence criterion (GCONV=1E-8) satisfied.	0.03	3.22	-0.007		Algorithm converged.	-0.020	0.006	0.34		Algorithm converged.	0.04	3.21	0.3431	NE	2.98		Algorithm converged.	0.31	28.49
Musculoskeletal and connective tissue disorders	Flank pain	Asia	140	28.3	0	0.0	139	27.9	0	0.0	NE			NE	NE	NE		NE	NE	NE	NE		NE	NE	NE	NE		NE		NE	NE	NE
Musculoskeletal and connective tissue disorders	Flank pain	Rest of World	57	11.5	0	0.0	59	11.8	0	0.0	NE			NE	NE	NE		NE	NE	NE	NE		NE	NE	NE	NE		NE		NE	NE	NE
Musculoskeletal and connective tissue disorders	Groin pain	Western Europe/United States/Canada/Australia	298	60.2	2	0.7	300	60.2	0	0.0		*	Quasi-complete separation of data points detected.				*	WARNING: Negative of Hessian not positive definite.			NE		Algorithm converged.	NE	NE	NE	NE	NE		Algorithm converged.	NE	NE
Musculoskeletal and connective tissue disorders	Groin pain	Asia	140	28.3	0	0.0	139	27.9	0	0.0	NE			NE	NE	NE		NE	NE	NE	NE		NE	NE	NE	NE		NE		NE	NE	NE
Musculoskeletal and connective tissue disorders	Groin pain	Rest of World	57	11.5	0	0.0	59	11.8	0	0.0	NE			NE	NE	NE		NE	NE	NE	NE		NE	NE	NE	NE		NE		NE	NE	NE
Musculoskeletal and connective tissue disorders	Inguinal mass	Western Europe/United States/Canada/Australia	298	60.2	0	0.0	300	60.2	1	0.3		*	Quasi-complete separation of data points detected.				*	ERROR: The mean parameter is either invalid or at a limit of its range for some observations.			0.00		Algorithm converged.	0.00	NE	0.9999	NE	>999.99		Algorithm converged.	0.00	NE
Musculoskeletal and connective tissue disorders	Inguinal mass	Asia	140	28.3	0	0.0	139	27.9	0	0.0	NE			NE	NE	NE		NE	NE	NE	NE		NE	NE	NE	NE		NE		NE	NE	NE
Musculoskeletal and connective tissue disorders	Inguinal mass	Rest of World	57	11.5	0	0.0	59	11.8	0	0.0	NE			NE	NE	NE		NE	NE	NE	NE		NE	NE	NE	NE		NE		NE	NE	NE
Musculoskeletal and connective tissue disorders	Intervertebral disc protrusion	Western Europe/United States/Canada/Australia	298	60.2	0	0.0	300	60.2	0	0.0	NE			NE	NE	NE		NE	NE	NE	NE		NE	NE	NE	NE	NE	NE		NE	NE	NE
Musculoskeletal and connective tissue disorders	Intervertebral disc protrusion	Asia	140	28.3	1	0.7	139	27.9	0	0.0		*	Quasi-complete separation of data points detected.				*	ERROR: Error in computing the link function, its derivatives, or the variance function.			NE		Algorithm converged.	NE	NE	NE		NE		Algorithm converged.	NE	NE
Musculoskeletal and connective tissue disorders	Intervertebral disc protrusion	Rest of World	57	11.5	0	0.0	59	11.8	0	0.0	NE			NE	NE	NE		NE	NE	NE	NE		NE	NE	NE	NE		NE		NE	NE	NE
Musculoskeletal and connective tissue disorders	Joint stiffness	Western Europe/United States/Canada/Australia	298	60.2	2	0.7	300	60.2	1	0.3	2.02		Convergence criterion (GCONV=1E-8) satisfied.	0.18	22.40	0.003		Algorithm converged.	-0.008	0.015	2.01		Algorithm converged.	0.18	22.09	0.5669	0.7060	0.50		Algorithm converged.	0.05	5.45
Musculoskeletal and connective tissue disorders	Joint stiffness	Asia	140	28.3	0	0.0	139	27.9	0	0.0	NE			NE	NE	NE		NE	NE	NE	NE		NE	NE	NE	NE		NE		NE	NE	NE
Musculoskeletal and connective tissue disorders	Joint stiffness	Rest of World	57	11.5	1	1.8	59	11.8	0	0.0		*	Quasi-complete separation of data points detected.				*	ERROR: Error in computing the link function, its derivatives, or the variance function.			NE		Algorithm converged.	NE	NE	NE		NE		Algorithm converged.	NE	NE
Musculoskeletal and connective tissue disorders	Joint swelling	Western Europe/United States/Canada/Australia	298	60.2	1	0.3	300	60.2	2	0.7	0.50		Convergence criterion (GCONV=1E-8) satisfied.	0.05	5.56	-0.003		Algorithm converged.	-0.015	0.008	0.50		Algorithm converged.	0.05	5.52	0.5743	NE	1.99		Algorithm converged.	0.18	21.79
Musculoskeletal and connective tissue disorders	Joint swelling	Asia	140	28.3	0	0.0	139	27.9	0	0.0	NE			NE	NE	NE		NE	NE	NE	NE		NE	NE	NE	NE		NE		NE	NE	NE
Musculoskeletal and connective tissue disorders	Joint swelling	Rest of World	57	11.5	0	0.0	59	11.8	0	0.0	NE			NE	NE	NE		NE	NE	NE	NE		NE	NE	NE	NE		NE		NE	NE	NE
Musculoskeletal and connective tissue disorders	Limb discomfort	Western Europe/United States/Canada/Australia	298	60.2	2	0.7	300	60.2	0	0.0		*	Quasi-complete separation of data points detected.				*	WARNING: Negative of Hessian not positive definite.			NE		Algorithm converged.	NE	NE	NE	NE	NE		Algorithm converged.	NE	NE
Musculoskeletal and connective tissue disorders	Limb discomfort	Asia	140	28.3	0	0.0	139	27.9	0	0.0	NE			NE	NE	NE		NE	NE	NE	NE		NE	NE	NE	NE		NE		NE	NE	NE
Musculoskeletal and connective tissue disorders	Limb discomfort	Rest of World	57	11.5	0	0.0	59	11.8	0	0.0	NE			NE	NE	NE		NE	NE	NE	NE		NE	NE	NE	NE		NE		NE	NE	NE
Musculoskeletal and connective tissue disorders	Mobility decreased	Western Europe/United States/Canada/Australia	298	60.2	1	0.3	300	60.2	0	0.0		*	Quasi-complete separation of data points detected.				*	WARNING: The relative Hessian convergence criterion of 44.806790292 is greater than the limit of 0.0001. The convergence is questionable.			NE		Algorithm converged.	NE	NE	NE	NE	NE		Algorithm converged.	NE	NE
Musculoskeletal and connective tissue disorders	Mobility decreased	Asia	140	28.3	0	0.0	139	27.9	0	0.0	NE			NE	NE	NE		NE	NE	NE	NE		NE	NE	NE	NE		NE		NE	NE	NE
Musculoskeletal and connective tissue disorders	Mobility decreased	Rest of World	57	11.5	0	0.0	59	11.8	0	0.0	NE			NE	NE	NE		NE	NE	NE	NE		NE	NE	NE	NE		NE		NE	NE	NE
Musculoskeletal and connective tissue disorders	Muscle contracture	Western Europe/United States/Canada/Australia	298	60.2	1	0.3	300	60.2	0	0.0		*	Quasi-complete separation of data points detected.				*	WARNING: The relative Hessian convergence criterion of 44.806790292 is greater than the limit of 0.0001. The convergence is questionable.			NE		Algorithm converged.	NE	NE	NE	NE	NE		Algorithm converged.	NE	NE
Musculoskeletal and connective tissue disorders	Muscle contracture	Asia	140	28.3	0	0.0	139	27.9	0	0.0	NE			NE	NE	NE		NE	NE	NE	NE		NE	NE	NE	NE		NE		NE	NE	NE
Musculoskeletal and connective tissue disorders	Muscle contracture	Rest of World	57	11.5	0	0.0	59	11.8	0	0.0	NE			NE	NE	NE		NE	NE	NE	NE		NE	NE	NE	NE		NE		NE	NE	NE
Musculoskeletal and connective tissue disorders	Muscle oedema	Western Europe/United States/Canada/Australia	298	60.2	1	0.3	300	60.2	0	0.0		*	Quasi-complete separation of data points detected.				*	WARNING: Negative of Hessian not positive definite.			NE		Algorithm converged.	NE	NE	NE	NE	NE		Algorithm converged.	NE	NE
Musculoskeletal and connective tissue disorders	Muscle oedema	Asia	140	28.3	0	0.0	139	27.9	0	0.0	NE			NE	NE	NE		NE	NE	NE	NE		NE	NE	NE	NE		NE		NE	NE	NE
Musculoskeletal and connective tissue disorders	Muscle oedema	Rest of World	57	11.5	0	0.0	59	11.8	0	0.0	NE			NE	NE	NE		NE	NE	NE	NE		NE	NE	NE	NE		NE		NE	NE	NE
Musculoskeletal and connective tissue disorders	Muscle spasms	Western Europe/United States/Canada/Australia	298	60.2	18	6.0	300	60.2	22	7.3	0.81		Convergence criterion (GCONV=1E-8) satisfied.	0.43	1.55	-0.013		Algorithm converged.	-0.053	0.027	0.82		Algorithm converged.	0.45	1.50	0.5276	0.4197	1.21		Algorithm converged.	0.67	2.22
Musculoskeletal and connective tissue disorders	Muscle spasms	Asia	140	28.3	1	0.7	139	27.9	0	0.0		*	Quasi-complete separation of data points detected.				*	WARNING: Negative of Hessian not positive definite.			NE		Algorithm converged.	NE	NE	NE		NE		Algorithm converged.	NE	NE
Musculoskeletal and connective tissue disorders	Muscle spasms	Rest of World	57	11.5	1	1.8	59	11.8	2	3.4	0.51		Convergence criterion (GCONV=1E-8) satisfied.	0.04	5.77	-0.016		Algorithm converged.	-0.074	0.041	0.52		Algorithm converged.	0.05	5.55	0.5864		1.93		Algorithm converged.	0.18	20.73
Musculoskeletal and connective tissue disorders	Muscle tightness	Western Europe/United States/Canada/Australia	298	60.2	0	0.0	300	60.2	1	0.3		*	Quasi-complete separation of data points detected.				*	ERROR: The mean parameter is either invalid or at a limit of its range for some observations.			0.00		Algorithm converged.	0.00	NE	0.9999	NE	>999.99		Algorithm converged.	0.00	NE
Musculoskeletal and connective tissue disorders	Muscle tightness	Asia	140	28.3	0	0.0	139	27.9	0	0.0	NE			NE	NE	NE		NE	NE	NE	NE		NE	NE	NE	NE		NE		NE	NE	NE
Musculoskeletal and connective tissue disorders	Muscle tightness	Rest of World	57	11.5	0	0.0	59	11.8	0	0.0	NE			NE	NE	NE		NE	NE	NE	NE		NE	NE	NE	NE		NE		NE	NE	NE
Musculoskeletal and connective tissue disorders	Muscular weakness	Western Europe/United States/Canada/Australia	298	60.2	8	2.7	300	60.2	9	3.0	0.89		Convergence criterion (GCONV=1E-8) satisfied.	0.34	2.34	-0.003		Algorithm converged.	-0.030	0.023	0.89		Algorithm converged.	0.35	2.29	0.8166	NE	1.12		Algorithm converged.	0.44	2.86
Musculoskeletal and connective tissue disorders	Muscular weakness	Asia	140	28.3	0	0.0	139	27.9	3	2.2		*	Quasi-complete separation of data points detected.				*	WARNING: The relative Hessian convergence criterion of 9.2384695421 is greater than the limit of 0.0001. The convergence is questionable.			0.00		Algorithm converged.	0.00	NE	0.9999		>999.99		Algorithm converged.	0.00	NE
Musculoskeletal and connective tissue disorders	Muscular weakness	Rest of World	57	11.5	0	0.0	59	11.8	0	0.0	NE			NE	NE	NE		NE	NE	NE	NE		NE	NE	NE	NE		NE		NE	NE	NE
Musculoskeletal and connective tissue disorders	Musculoskeletal chest pain	Western Europe/United States/Canada/Australia	298	60.2	3	1.0	300	60.2	2	0.7	1.52		Convergence criterion (GCONV=1E-8) satisfied.	0.25	9.13	0.003		Algorithm converged.	-0.011	0.018	1.51		Algorithm converged.	0.25	8.97	0.6503	NE	0.66		Algorithm converged.	0.11	3.93
Musculoskeletal and connective tissue disorders	Musculoskeletal chest pain	Asia	140	28.3	0	0.0	139	27.9	1	0.7		*	Quasi-complete separation of data points detected.				*	WARNING: The relative Hessian convergence criterion of 19.480043432 is greater than the limit of 0.0001. The convergence is questionable.			0.00		Algorithm converged.	0.00	NE	0.9999		>999.99		Algorithm converged.	0.00	NE
Musculoskeletal and connective tissue disorders	Musculoskeletal chest pain	Rest of World	57	11.5	0	0.0	59	11.8	0	0.0	NE			NE	NE	NE		NE	NE	NE	NE		NE	NE	NE	NE		NE		NE	NE	NE
Musculoskeletal and connective tissue disorders	Musculoskeletal pain	Western Europe/United States/Canada/Australia	298	60.2	1	0.3	300	60.2	3	1.0	0.33		Convergence criterion (GCONV=1E-8) satisfied.	0.03	3.22	-0.007		Algorithm converged.	-0.020	0.006	0.34		Algorithm converged.	0.04	3.21	0.3431	NE	2.98		Algorithm converged.	0.31	28.49
Musculoskeletal and connective tissue disorders	Musculoskeletal pain	Asia	140	28.3	0	0.0	139	27.9	0	0.0	NE			NE	NE	NE		NE	NE	NE	NE		NE	NE	NE	NE		NE		NE	NE	NE
Musculoskeletal and connective tissue disorders	Musculoskeletal pain	Rest of World	57	11.5	0	0.0	59	11.8	0	0.0	NE			NE	NE	NE		NE	NE	NE	NE		NE	NE	NE	NE		NE		NE	NE	NE
Musculoskeletal and connective tissue disorders	Musculoskeletal stiffness	Western Europe/United States/Canada/Australia	298	60.2	3	1.0	300	60.2	2	0.7	1.52		Convergence criterion (GCONV=1E-8) satisfied.	0.25	9.13	0.003		Algorithm converged.	-0.011	0.018	1.51		Algorithm converged.	0.25	8.97	0.6503	0.2367	0.66		Algorithm converged.	0.11	3.93
Musculoskeletal and connective tissue disorders	Musculoskeletal stiffness	Asia	140	28.3	0	0.0	139	27.9	1	0.7		*	Quasi-complete separation of data points detected.				*	WARNING: The relative Hessian convergence criterion of 19.480043296 is greater than the limit of 0.0001. The convergence is questionable.			0.00		Algorithm converged.	0.00	NE	0.9999		>999.99		Algorithm converged.	0.00	NE

Musculoskeletal and connective tissue disorders	Musculoskeletal stiffness	Rest of World	57	11.5	1	1.8	59	11.8	0	0.0		*	Quasi-complete separation of data points detected.				*	ERROR: The mean parameter is either invalid or at a limit of its range for some observations.			NE		Algorithm converged.	NE	NE	NE		NE		Algorithm converged.	NE	NE
Musculoskeletal and connective tissue disorders	Myalgia	Western Europe/United States/Canada/Australia	298	60.2	13	4.4	300	60.2	11	3.7	1.20		Convergence criterion (GCONV=1E-8) satisfied.	0.53	2.72	0.007		Algorithm converged.	-0.025	0.038	1.19		Algorithm converged.	0.54	2.61	0.6652	0.2408	0.84		Algorithm converged.	0.38	1.85
Musculoskeletal and connective tissue disorders	Myalgia	Asia	140	28.3	3	2.1	139	27.9	1	0.7	3.02		Convergence criterion (GCONV=1E-8) satisfied.	0.31	29.40	0.014		Algorithm converged.	-0.014	0.042	2.98		Algorithm converged.	0.31	28.29	0.3419		0.34		Algorithm converged.	0.04	3.19
Musculoskeletal and connective tissue disorders	Myalgia	Rest of World	57	11.5	2	3.5	59	11.8	0	0.0		*	Quasi-complete separation of data points detected.				*	WARNING: The relative Hessian convergence criterion of 6.6720380574 is greater than the limit of 0.0001. The convergence is questionable.			NE		Algorithm converged.	NE	NE	NE		NE		Algorithm converged.	NE	NE
Musculoskeletal and connective tissue disorders	Neck pain	Western Europe/United States/Canada/Australia	298	60.2	12	4.0	300	60.2	6	2.0	2.06		Convergence criterion (GCONV=1E-8) satisfied.	0.76	5.55	0.020		Algorithm converged.	-0.007	0.048	2.01		Algorithm converged.	0.77	5.29	0.1560	NE	0.50		Algorithm converged.	0.19	1.31
Musculoskeletal and connective tissue disorders	Neck pain	Asia	140	28.3	0	0.0	139	27.9	0	0.0	NE			NE	NE	NE		NE	NE	NE	NE		NE	NE	NE	NE		NE		NE	NE	NE
Musculoskeletal and connective tissue disorders	Neck pain	Rest of World	57	11.5	0	0.0	59	11.8	0	0.0	NE			NE	NE	NE		NE	NE	NE	NE		NE	NE	NE	NE		NE		NE	NE	NE
Musculoskeletal and connective tissue disorders	Osteoarthritis	Western Europe/United States/Canada/Australia	298	60.2	1	0.3	300	60.2	0	0.0		*	Quasi-complete separation of data points detected.				*	WARNING: The relative Hessian convergence criterion of 44.806790292 is greater than the limit of 0.0001. The convergence is questionable.			NE		Algorithm converged.	NE	NE	NE	NE	NE		Algorithm converged.	NE	NE
Musculoskeletal and connective tissue disorders	Osteoarthritis	Asia	140	28.3	0	0.0	139	27.9	0	0.0	NE			NE	NE	NE		NE	NE	NE	NE		NE	NE	NE	NE		NE		NE	NE	NE
Musculoskeletal and connective tissue disorders	Osteoarthritis	Rest of World	57	11.5	0	0.0	59	11.8	0	0.0	NE			NE	NE	NE		NE	NE	NE	NE		NE	NE	NE	NE		NE		NE	NE	NE
Musculoskeletal and connective tissue disorders	Osteoporosis	Western Europe/United States/Canada/Australia	298	60.2	1	0.3	300	60.2	0	0.0		*	Quasi-complete separation of data points detected.				*	WARNING: Negative of Hessian not positive definite.			NE		Algorithm converged.	NE	NE	NE	NE	NE		Algorithm converged.	NE	NE
Musculoskeletal and connective tissue disorders	Osteoporosis	Asia	140	28.3	0	0.0	139	27.9	0	0.0	NE			NE	NE	NE		NE	NE	NE	NE		NE	NE	NE	NE		NE		NE	NE	NE
Musculoskeletal and connective tissue disorders	Osteoporosis	Rest of World	57	11.5	0	0.0	59	11.8	0	0.0	NE			NE	NE	NE		NE	NE	NE	NE		NE	NE	NE	NE		NE		NE	NE	NE
Musculoskeletal and connective tissue disorders	Pain in extremity	Western Europe/United States/Canada/Australia	298	60.2	13	4.4	300	60.2	15	5.0	0.87		Convergence criterion (GCONV=1E-8) satisfied.	0.41	1.85	-0.006		Algorithm converged.	-0.040	0.027	0.87		Algorithm converged.	0.42	1.80	0.7124	0.9817	1.15		Algorithm converged.	0.56	2.37
Musculoskeletal and connective tissue disorders	Pain in extremity	Asia	140	28.3	2	1.4	139	27.9	2	1.4	0.99		Convergence criterion (GCONV=1E-8) satisfied.	0.14	7.15	0.000		Algorithm converged.	-0.028	0.028	0.99		Algorithm converged.	0.14	6.95	0.9942		1.01		Algorithm converged.	0.14	7.05
Musculoskeletal and connective tissue disorders	Pain in extremity	Rest of World	57	11.5	2	3.5	59	11.8	2	3.4	1.04		Convergence criterion (GCONV=1E-8) satisfied.	0.14	7.62	0.001		Algorithm converged.	-0.065	0.068	1.04		Algorithm converged.	0.15	7.10	0.9720		0.97		Algorithm converged.	0.14	6.63
Musculoskeletal and connective tissue disorders	Pain in jaw	Western Europe/United States/Canada/Australia	298	60.2	2	0.7	300	60.2	3	1.0	0.67		Convergence criterion (GCONV=1E-8) satisfied.	0.11	4.03	-0.003		Algorithm converged.	-0.018	0.011	0.67		Algorithm converged.	0.11	3.99	0.6610	NE	1.49		Algorithm converged.	0.25	8.85
Musculoskeletal and connective tissue disorders	Pain in jaw	Asia	140	28.3	0	0.0	139	27.9	0	0.0	NE			NE	NE	NE		NE	NE	NE	NE		NE	NE	NE	NE		NE		NE	NE	NE
Musculoskeletal and connective tissue disorders	Pain in jaw	Rest of World	57	11.5	0	0.0	59	11.8	0	0.0	NE			NE	NE	NE		NE	NE	NE	NE		NE	NE	NE	NE		NE		NE	NE	NE
Musculoskeletal and connective tissue disorders	Patellofemoral pain syndrome	Western Europe/United States/Canada/Australia	298	60.2	1	0.3	300	60.2	0	0.0		*	Quasi-complete separation of data points detected.				*	WARNING: Negative of Hessian not positive definite.			NE		Algorithm converged.	NE	NE	NE	NE	NE		Algorithm converged.	NE	NE
Musculoskeletal and connective tissue disorders	Patellofemoral pain syndrome	Asia	140	28.3	0	0.0	139	27.9	0	0.0	NE			NE	NE	NE		NE	NE	NE	NE		NE	NE	NE	NE		NE		NE	NE	NE
Musculoskeletal and connective tissue disorders	Patellofemoral pain syndrome	Rest of World	57	11.5	0	0.0	59	11.8	0	0.0	NE			NE	NE	NE		NE	NE	NE	NE		NE	NE	NE	NE		NE		NE	NE	NE
Musculoskeletal and connective tissue disorders	Pathological fracture	Western Europe/United States/Canada/Australia	298	60.2	1	0.3	300	60.2	0	0.0		*	Quasi-complete separation of data points detected.				*	WARNING: The relative Hessian convergence criterion of 44.806790292 is greater than the limit of 0.0001. The convergence is questionable.			NE		Algorithm converged.	NE	NE	NE	NE	NE		Algorithm converged.	NE	NE
Musculoskeletal and connective tissue disorders	Pathological fracture	Asia	140	28.3	1	0.7	139	27.9	0	0.0		*	Quasi-complete separation of data points detected.				*	WARNING: Negative of Hessian not positive definite.			NE		Algorithm converged.	NE	NE	NE		NE		Algorithm converged.	NE	NE
Musculoskeletal and connective tissue disorders	Pathological fracture	Rest of World	57	11.5	0	0.0	59	11.8	0	0.0	NE			NE	NE	NE		NE	NE	NE	NE		NE	NE	NE	NE		NE		NE	NE	NE
Musculoskeletal and connective tissue disorders	Periarthritis	Western Europe/United States/Canada/Australia	298	60.2	0	0.0	300	60.2	0	0.0	NE			NE	NE	NE		NE	NE	NE	NE		NE	NE	NE	NE	NE	NE		NE	NE	NE
Musculoskeletal and connective tissue disorders	Periarthritis	Asia	140	28.3	1	0.7	139	27.9	1	0.7	0.99		Convergence criterion (GCONV=1E-8) satisfied.	0.06	16.03	0.000		Algorithm converged.	-0.020	0.020	0.99		Algorithm converged.	0.06	15.72	0.9959		1.01		Algorithm converged.	0.06	15.94
Musculoskeletal and connective tissue disorders	Periarthritis	Rest of World	57	11.5	0	0.0	59	11.8	0	0.0	NE			NE	NE	NE		NE	NE	NE	NE		NE	NE	NE	NE		NE		NE	NE	NE
Musculoskeletal and connective tissue disorders	Plantar fasciitis	Western Europe/United States/Canada/Australia	298	60.2	1	0.3	300	60.2	0	0.0		*	Quasi-complete separation of data points detected.				*	WARNING: Negative of Hessian not positive definite.			NE		Algorithm converged.	NE	NE	NE	NE	NE		Algorithm converged.	NE	NE
Musculoskeletal and connective tissue disorders	Plantar fasciitis	Asia	140	28.3	0	0.0	139	27.9	0	0.0	NE			NE	NE	NE		NE	NE	NE	NE		NE	NE	NE	NE		NE		NE	NE	NE
Musculoskeletal and connective tissue disorders	Plantar fasciitis	Rest of World	57	11.5	0	0.0	59	11.8	0	0.0	NE			NE	NE	NE		NE	NE	NE	NE		NE	NE	NE	NE		NE		NE	NE	NE
Musculoskeletal and connective tissue disorders	Sacral pain	Western Europe/United States/Canada/Australia	298	60.2	0	0.0	300	60.2	1	0.3		*	Quasi-complete separation of data points detected.				*	ERROR: The mean parameter is either invalid or at a limit of its range for some observations.			0.00		Algorithm converged.	0.00	NE	0.9999	NE	>999.99		Algorithm converged.	0.00	NE
Musculoskeletal and connective tissue disorders	Sacral pain	Asia	140	28.3	0	0.0	139	27.9	0	0.0	NE			NE	NE	NE		NE	NE	NE	NE		NE	NE	NE	NE		NE		NE	NE	NE
Musculoskeletal and connective tissue disorders	Sacral pain	Rest of World	57	11.5	0	0.0	59	11.8	0	0.0	NE			NE	NE	NE		NE	NE	NE	NE		NE	NE	NE	NE		NE		NE	NE	NE
Musculoskeletal and connective tissue disorders	Sjogren's syndrome	Western Europe/United States/Canada/Australia	298	60.2	1	0.3	300	60.2	0	0.0		*	Quasi-complete separation of data points detected.				*	WARNING: The relative Hessian convergence criterion of 44.806790292 is greater than the limit of 0.0001. The convergence is questionable.			NE		Algorithm converged.	NE	NE	NE	NE	NE		Algorithm converged.	NE	NE
Musculoskeletal and connective tissue disorders	Sjogren's syndrome	Asia	140	28.3	0	0.0	139	27.9	0	0.0	NE			NE	NE	NE		NE	NE	NE	NE		NE	NE	NE	NE		NE		NE	NE	NE
Musculoskeletal and connective tissue disorders	Sjogren's syndrome	Rest of World	57	11.5	0	0.0	59	11.8	0	0.0	NE			NE	NE	NE		NE	NE	NE	NE		NE	NE	NE	NE		NE		NE	NE	NE
Musculoskeletal and connective tissue disorders	Spinal pain	Western Europe/United States/Canada/Australia	298	60.2	1	0.3	300	60.2	1	0.3	1.01		Convergence criterion (GCONV=1E-8) satisfied.	0.06	16.17	0.000		Algorithm converged.	-0.009	0.009	1.01		Algorithm converged.	0.06	16.02	0.9962	0.5967	0.99		Algorithm converged.	0.06	15.81
Musculoskeletal and connective tissue disorders	Spinal pain	Asia	140	28.3	0	0.0	139	27.9	0	0.0	NE			NE	NE	NE		NE	NE	NE	NE		NE	NE	NE	NE		NE		NE	NE	NE
Musculoskeletal and connective tissue disorders	Spinal pain	Rest of World	57	11.5	0	0.0	59	11.8	1	1.7		*	Quasi-complete separation of data points detected.				*	WARNING: The relative Hessian convergence criterion of 10.540168601 is greater than the limit of 0.0001. The convergence is questionable.			0.00		Algorithm converged.	0.00	NE	0.9999		>999.99		Algorithm converged.	0.00	NE
Musculoskeletal and connective tissue disorders	Spondylolisthesis	Western Europe/United States/Canada/Australia	298	60.2	0	0.0	300	60.2	0	0.0	NE			NE	NE	NE		NE	NE	NE	NE		NE	NE	NE	NE	NE	NE		NE	NE	NE
Musculoskeletal and connective tissue disorders	Spondylolisthesis	Asia	140	28.3	0	0.0	139	27.9	1	0.7		*	Quasi-complete separation of data points detected.				*	WARNING: The relative Hessian convergence criterion of 19.480043296 is greater than the limit of 0.0001. The convergence is questionable.			0.00		Algorithm converged.	0.00	NE	0.9999		>999.99		Algorithm converged.	0.00	NE
Musculoskeletal and connective tissue disorders	Spondylolisthesis	Rest of World	57	11.5	0	0.0	59	11.8	0	0.0	NE			NE	NE	NE		NE	NE	NE	NE		NE	NE	NE	NE		NE		NE	NE	NE
Musculoskeletal and connective tissue disorders	Synovial cyst	Western Europe/United States/Canada/Australia	298	60.2	1	0.3	300	60.2	0	0.0		*	Quasi-complete separation of data points detected.				*	WARNING: Negative of Hessian not positive definite.			NE		Algorithm converged.	NE	NE	NE	NE	NE		Algorithm converged.	NE	NE
Musculoskeletal and connective tissue disorders	Synovial cyst	Asia	140	28.3	0	0.0	139	27.9	1	0.7		*	Quasi-complete separation of data points detected.				*	WARNING: The relative Hessian convergence criterion of 19.480043432 is greater than the limit of 0.0001. The convergence is questionable.			0.00		Algorithm converged.	0.00	NE	0.9999		>999.99		Algorithm converged.	0.00	NE
Musculoskeletal and connective tissue disorders	Synovial cyst	Rest of World	57	11.5	0	0.0	59	11.8	0	0.0	NE			NE	NE	NE		NE	NE	NE	NE		NE	NE	NE	NE		NE		NE	NE	NE
Musculoskeletal and connective tissue disorders	Tendonitis	Western Europe/United States/Canada/Australia	298	60.2	1	0.3	300	60.2	0	0.0		*	Quasi-complete separation of data points detected.				*	WARNING: Negative of Hessian not positive definite.			NE		Algorithm converged.	NE	NE	NE	NE	NE		Algorithm converged.	NE	NE
Musculoskeletal and connective tissue disorders	Tendonitis	Asia	140	28.3	0	0.0	139	27.9	0	0.0	NE			NE	NE	NE		NE	NE	NE	NE		NE	NE	NE	NE		NE		NE	NE	NE
Musculoskeletal and connective tissue disorders	Tendonitis	Rest of World	57	11.5	0	0.0	59	11.8	0	0.0	NE			NE	NE	NE		NE	NE	NE	NE		NE	NE	NE	NE		NE		NE	NE	NE
Neoplasms benign, malignant and unspecified (incl cysts and polyps)		Western Europe/United States/Canada/Australia	298	60.2	6	2.0	300	60.2	8	2.7	0.75		Convergence criterion (GCONV=1E-8) satisfied.	0.26	2.19	-0.007		Algorithm converged.	-0.031	0.018	0.76		Algorithm converged.	0.27	2.15	0.5986	0.2288	1.32		Algorithm converged.	0.47	3.77
Neoplasms benign, malignant and unspecified (incl cysts and polyps)		Asia	140	28.3	0	0.0	139	27.9	1	0.7		*	Quasi-complete separation of data points detected.				*	WARNING: The relative Hessian convergence criterion of 19.480043432 is greater than the limit of 0.0001. The convergence is questionable.			0.00		Algorithm converged.	0.00	NE	0.9999		>999.99		Algorithm converged.	0.00	NE
Neoplasms benign, malignant and unspecified (incl cysts and polyps)		Rest of World	57	11.5	0	0.0	59	11.8	2	3.4		*	Quasi-complete separation of data points detected.				*	WARNING: The relative Hessian convergence criterion of 6.3921098672 is greater than the limit of 0.0001. The convergence is questionable.			0.00		Algorithm converged.	0.00	NE	0.9999		>999.99		Algorithm converged.	0.00	NE
Neoplasms benign, malignant and unspecified (incl cysts and polyps)	Adenocarcinoma	Western Europe/United States/Canada/Australia	298	60.2	0	0.0	300	60.2	1	0.3		*	Quasi-complete separation of data points detected.				*	ERROR: The mean parameter is either invalid or at a limit of its range for some observations.			0.00		Algorithm converged.	0.00	NE	0.9999	NE	>999.99		Algorithm converged.	0.00	NE
Neoplasms benign, malignant and unspecified (incl cysts and polyps)	Adenocarcinoma	Asia	140	28.3	0	0.0	139	27.9	0	0.0	NE			NE	NE	NE		NE	NE	NE	NE		NE	NE	NE	NE		NE		NE	NE	NE
Neoplasms benign, malignant and unspecified (incl cysts and polyps)	Adenocarcinoma	Rest of World	57	11.5	0	0.0	59	11.8	0	0.0	NE			NE	NE	NE		NE	NE	NE	NE		NE	NE	NE	NE		NE		NE	NE	NE
Neoplasms benign, malignant and unspecified (incl cysts and polyps)	Adenocarcinoma of colon	Western Europe/United States/Canada/Australia	298	60.2	1	0.3	300	60.2	0	0.0		*	Quasi-complete separation of data points detected.				*	WARNING: Negative of Hessian not positive definite.			NE		Algorithm converged.	NE	NE	NE	NE	NE		Algorithm converged.	NE	NE
Neoplasms benign, malignant and unspecified (incl cysts and polyps)	Adenocarcinoma of colon	Asia	140	28.3	0	0.0	139	27.9	0	0.0	NE			NE	NE	NE		NE	NE	NE	NE		NE	NE	NE	NE		NE		NE	NE	NE
Neoplasms benign, malignant and unspecified (incl cysts and polyps)	Adenocarcinoma of colon	Rest of World	57	11.5	0	0.0	59	11.8	0	0.0	NE			NE	NE	NE		NE	NE	NE	NE		NE	NE	NE	NE		NE		NE	NE	NE
Neoplasms benign, malignant and unspecified (incl cysts and polyps)	Adenocarcinoma pancreas	Western Europe/United States/Canada/Australia	298	60.2	1	0.3	300	60.2	0	0.0		*	Quasi-complete separation of data points detected.				*	WARNING: Negative of Hessian not positive definite.			NE		Algorithm converged.	NE	NE	NE	NE	NE		Algorithm converged.	NE	NE
Neoplasms benign, malignant and unspecified (incl cysts and polyps)	Adenocarcinoma pancreas	Asia	140	28.3	0	0.0	139	27.9	0	0.0	NE			NE	NE	NE		NE	NE	NE	NE		NE	NE	NE	NE		NE		NE	NE	NE
Neoplasms benign, malignant and unspecified (incl cysts and polyps)	Adenocarcinoma pancreas	Rest of World	57	11.5	0	0.0	59	11.8	0	0.0	NE			NE	NE	NE		NE	NE	NE	NE		NE	NE	NE	NE		NE		NE	NE	NE
Neoplasms benign, malignant and unspecified (incl cysts and polyps)	Basal cell carcinoma	Western Europe/United States/Canada/Australia	298	60.2	0	0.0	300	60.2	0	0.0	NE			NE	NE	NE		NE	NE	NE	NE		NE	NE	NE	NE	NE	NE		NE	NE	NE
Neoplasms benign, malignant and unspecified (incl cysts and polyps)	Basal cell carcinoma	Asia	140	28.3	0	0.0	139	27.9	0	0.0	NE			NE	NE	NE		NE	NE	NE	NE		NE	NE	NE	NE		NE		NE	NE	NE
Neoplasms benign, malignant and unspecified (incl cysts and polyps)	Basal cell carcinoma	Rest of World	57	11.5	0	0.0	59	11.8	1	1.7		*	Quasi-complete separation of data points detected.				*	WARNING: The relative Hessian convergence criterion of 10.540168601 is greater than the limit of 0.0001. The convergence is questionable.			0.00		Algorithm converged.	0.00	NE	0.9999		>999.99		Algorithm converged.	0.00	NE
Neoplasms benign, malignant and unspecified (incl cysts and polyps)	Cancer pain	Western Europe/United States/Canada/Australia	298	60.2	0	0.0	300	60.2	1	0.3		*	Quasi-complete separation of data points detected.				*	ERROR: The mean parameter is either invalid or at a limit of its range for some observations.			0.00		Algorithm converged.	0.00	NE	0.9999	NE	>999.99		Algorithm converged.	0.00	NE
Neoplasms benign, malignant and unspecified (incl cysts and polyps)	Cancer pain	Asia	140	28.3	0	0.0	139	27.9	0	0.0	NE			NE	NE	NE		NE	NE	NE	NE		NE	NE	NE	NE		NE		NE	NE	NE
Neoplasms benign, malignant and unspecified (incl cysts and polyps)	Cancer pain	Rest of World	57	11.5	0	0.0	59	11.8	0	0.0	NE			NE	NE	NE		NE	NE	NE	NE		NE	NE	NE	NE		NE		NE	NE	NE
Neoplasms benign, malignant and unspecified (incl cysts and polyps)	Colorectal cancer	Western Europe/United States/Canada/Australia	298	60.2	1	0.3	300	60.2	0	0.0		*	Quasi-complete separation of data points detected.				*	WARNING: Negative of Hessian not positive definite.			NE		Algorithm converged.	NE	NE	NE	NE	NE		Algorithm converged.	NE	NE

Neoplasms benign, malignant and unspecified (incl cysts and polyps)	Colorectal cancer	Asia	140	28.3	0	0.0	139	27.9	0	0.0	NE			NE	NE	NE		NE	NE	NE	NE		NE	NE	NE	NE		NE		NE	NE	NE
Neoplasms benign, malignant and unspecified (incl cysts and polyps)	Colorectal cancer	Rest of World	57	11.5	0	0.0	59	11.8	0	0.0	NE			NE	NE	NE		NE	NE	NE	NE		NE	NE	NE	NE		NE		NE	NE	NE
Neoplasms benign, malignant and unspecified (incl cysts and polyps)	Hodgkin's disease	Western Europe/United States/Canada/Australia	298	60.2	0	0.0	300	60.2	1	0.3		*	Quasi-complete separation of data points detected.				*	ERROR: The mean parameter is either invalid or at a limit of its range for some observations.			0.00		Algorithm converged.	0.00	NE	0.9999	NE	>999.99		Algorithm converged.	0.00	NE
Neoplasms benign, malignant and unspecified (incl cysts and polyps)	Hodgkin's disease	Asia	140	28.3	0	0.0	139	27.9	0	0.0	NE			NE	NE	NE		NE	NE	NE	NE		NE	NE	NE	NE		NE		NE	NE	NE
Neoplasms benign, malignant and unspecified (incl cysts and polyps)	Hodgkin's disease	Rest of World	57	11.5	0	0.0	59	11.8	0	0.0	NE			NE	NE	NE		NE	NE	NE	NE		NE	NE	NE	NE		NE		NE	NE	NE
Neoplasms benign, malignant and unspecified (incl cysts and polyps)	Lipoma	Western Europe/United States/Canada/Australia	298	60.2	0	0.0	300	60.2	1	0.3		*	Quasi-complete separation of data points detected.				*	ERROR: The mean parameter is either invalid or at a limit of its range for some observations.			0.00		Algorithm converged.	0.00	NE	0.9999	NE	>999.99		Algorithm converged.	0.00	NE
Neoplasms benign, malignant and unspecified (incl cysts and polyps)	Lipoma	Asia	140	28.3	0	0.0	139	27.9	0	0.0	NE			NE	NE	NE		NE	NE	NE	NE		NE	NE	NE	NE		NE		NE	NE	NE
Neoplasms benign, malignant and unspecified (incl cysts and polyps)	Lipoma	Rest of World	57	11.5	0	0.0	59	11.8	0	0.0	NE			NE	NE	NE		NE	NE	NE	NE		NE	NE	NE	NE		NE		NE	NE	NE
Neoplasms benign, malignant and unspecified (incl cysts and polyps)	Lung neoplasm	Western Europe/United States/Canada/Australia	298	60.2	0	0.0	300	60.2	0	0.0	NE			NE	NE	NE		NE	NE	NE	NE		NE	NE	NE	NE	NE	NE		NE	NE	NE
Neoplasms benign, malignant and unspecified (incl cysts and polyps)	Lung neoplasm	Asia	140	28.3	0	0.0	139	27.9	0	0.0	NE			NE	NE	NE		NE	NE	NE	NE		NE	NE	NE	NE		NE		NE	NE	NE
Neoplasms benign, malignant and unspecified (incl cysts and polyps)	Lung neoplasm	Rest of World	57	11.5	0	0.0	59	11.8	1	1.7		*	Quasi-complete separation of data points detected.				*	WARNING: The relative Hessian convergence criterion of 10.540168601 is greater than the limit of 0.0001. The convergence is questionable.			0.00		Algorithm converged.	0.00	NE	0.9999		>999.99		Algorithm converged.	0.00	NE
Neoplasms benign, malignant and unspecified (incl cysts and polyps)	Malignant melanoma in situ	Western Europe/United States/Canada/Australia	298	60.2	0	0.0	300	60.2	1	0.3		*	Quasi-complete separation of data points detected.				*	ERROR: The mean parameter is either invalid or at a limit of its range for some observations.			0.00		Algorithm converged.	0.00	NE	0.9999	NE	>999.99		Algorithm converged.	0.00	NE
Neoplasms benign, malignant and unspecified (incl cysts and polyps)	Malignant melanoma in situ	Asia	140	28.3	0	0.0	139	27.9	0	0.0	NE			NE	NE	NE		NE	NE	NE	NE		NE	NE	NE	NE		NE		NE	NE	NE
Neoplasms benign, malignant and unspecified (incl cysts and polyps)	Malignant melanoma in situ	Rest of World	57	11.5	0	0.0	59	11.8	0	0.0	NE			NE	NE	NE		NE	NE	NE	NE		NE	NE	NE	NE		NE		NE	NE	NE
Neoplasms benign, malignant and unspecified (incl cysts and polyps)	Meningioma	Western Europe/United States/Canada/Australia	298	60.2	1	0.3	300	60.2	0	0.0		*	Quasi-complete separation of data points detected.				*	WARNING: Negative of Hessian not positive definite.			NE		Algorithm converged.	NE	NE	NE	NE	NE		Algorithm converged.	NE	NE
Neoplasms benign, malignant and unspecified (incl cysts and polyps)	Meningioma	Asia	140	28.3	0	0.0	139	27.9	0	0.0	NE			NE	NE	NE		NE	NE	NE	NE		NE	NE	NE	NE		NE		NE	NE	NE
Neoplasms benign, malignant and unspecified (incl cysts and polyps)	Meningioma	Rest of World	57	11.5	0	0.0	59	11.8	0	0.0	NE			NE	NE	NE		NE	NE	NE	NE		NE	NE	NE	NE		NE		NE	NE	NE
Neoplasms benign, malignant and unspecified (incl cysts and polyps)	Papillary renal cell carcinoma	Western Europe/United States/Canada/Australia	298	60.2	1	0.3	300	60.2	0	0.0		*	Quasi-complete separation of data points detected.				*	WARNING: Negative of Hessian not positive definite.			NE		Algorithm converged.	NE	NE	NE	NE	NE		Algorithm converged.	NE	NE
Neoplasms benign, malignant and unspecified (incl cysts and polyps)	Papillary renal cell carcinoma	Asia	140	28.3	0	0.0	139	27.9	0	0.0	NE			NE	NE	NE		NE	NE	NE	NE		NE	NE	NE	NE		NE		NE	NE	NE
Neoplasms benign, malignant and unspecified (incl cysts and polyps)	Papillary renal cell carcinoma	Rest of World	57	11.5	0	0.0	59	11.8	0	0.0	NE			NE	NE	NE		NE	NE	NE	NE		NE	NE	NE	NE		NE		NE	NE	NE
Neoplasms benign, malignant and unspecified (incl cysts and polyps)	Seborrhoeic keratosis	Western Europe/United States/Canada/Australia	298	60.2	1	0.3	300	60.2	2	0.7	0.50		Convergence criterion (GCONV=1E-8) satisfied.	0.05	5.56	-0.003		Algorithm converged.	-0.015	0.008	0.50		Algorithm converged.	0.05	5.52	0.5743	NE	1.99		Algorithm converged.	0.18	21.79
Neoplasms benign, malignant and unspecified (incl cysts and polyps)	Seborrhoeic keratosis	Asia	140	28.3	0	0.0	139	27.9	0	0.0	NE			NE	NE	NE		NE	NE	NE	NE		NE	NE	NE	NE		NE		NE	NE	NE
Neoplasms benign, malignant and unspecified (incl cysts and polyps)	Seborrhoeic keratosis	Rest of World	57	11.5	0	0.0	59	11.8	0	0.0	NE			NE	NE	NE		NE	NE	NE	NE		NE	NE	NE	NE		NE		NE	NE	NE
Neoplasms benign, malignant and unspecified (incl cysts and polyps)	Skin papilloma	Western Europe/United States/Canada/Australia	298	60.2	0	0.0	300	60.2	1	0.3		*	Quasi-complete separation of data points detected.				*	ERROR: The mean parameter is either invalid or at a limit of its range for some observations.			0.00		Algorithm converged.	0.00	NE	0.9999	NE	>999.99		Algorithm converged.	0.00	NE
Neoplasms benign, malignant and unspecified (incl cysts and polyps)	Skin papilloma	Asia	140	28.3	0	0.0	139	27.9	0	0.0	NE			NE	NE	NE		NE	NE	NE	NE		NE	NE	NE	NE		NE		NE	NE	NE
Neoplasms benign, malignant and unspecified (incl cysts and polyps)	Skin papilloma	Rest of World	57	11.5	0	0.0	59	11.8	0	0.0	NE			NE	NE	NE		NE	NE	NE	NE		NE	NE	NE	NE		NE		NE	NE	NE
Neoplasms benign, malignant and unspecified (incl cysts and polyps)	Tumour pain	Western Europe/United States/Canada/Australia	298	60.2	0	0.0	300	60.2	0	0.0	NE			NE	NE	NE		NE	NE	NE	NE		NE	NE	NE	NE	NE	NE		NE	NE	NE
Neoplasms benign, malignant and unspecified (incl cysts and polyps)	Tumour pain	Asia	140	28.3	0	0.0	139	27.9	1	0.7		*	Quasi-complete separation of data points detected.				*	WARNING: The relative Hessian convergence criterion of 19.480043432 is greater than the limit of 0.0001. The convergence is questionable.			0.00		Algorithm converged.	0.00	NE	0.9999		>999.99		Algorithm converged.	0.00	NE
Neoplasms benign, malignant and unspecified (incl cysts and polyps)	Tumour pain	Rest of World	57	11.5	0	0.0	59	11.8	0	0.0	NE			NE	NE	NE		NE	NE	NE	NE		NE	NE	NE	NE		NE		NE	NE	NE
Nervous system disorders		Western Europe/United States/Canada/Australia	298	60.2	214	71.8	300	60.2	219	73.0	0.94		Convergence criterion (GCONV=1E-8) satisfied.	0.66	1.35	-0.012		Algorithm converged.	-0.084	0.060	0.98		Algorithm converged.	0.89	1.09	0.7453	0.5941	1.02		Algorithm converged.	0.92	1.12
Nervous system disorders		Asia	140	28.3	74	52.9	139	27.9	83	59.7	0.76		Convergence criterion (GCONV=1E-8) satisfied.	0.47	1.22	-0.069		Algorithm converged.	-0.185	0.048	0.89		Algorithm converged.	0.72	1.09	0.2497		1.13		Algorithm converged.	0.92	1.39
Nervous system disorders		Rest of World	57	11.5	19	33.3	59	11.8	23	39.0	0.78		Convergence criterion (GCONV=1E-8) satisfied.	0.37	1.67	-0.056		Algorithm converged.	-0.231	0.118	0.86		Algorithm converged.	0.53	1.39	0.5282		1.17		Algorithm converged.	0.72	1.90
Nervous system disorders	Ageusia	Western Europe/United States/Canada/Australia	298	60.2	1	0.3	300	60.2	2	0.7	0.50		Convergence criterion (GCONV=1E-8) satisfied.	0.05	5.56	-0.003		Algorithm converged.	-0.015	0.008	0.50		Algorithm converged.	0.05	5.52	0.5743	NE	1.99		Algorithm converged.	0.18	21.79
Nervous system disorders	Ageusia	Asia	140	28.3	0	0.0	139	27.9	0	0.0	NE			NE	NE	NE		NE	NE	NE	NE		NE	NE	NE	NE		NE		NE	NE	NE
Nervous system disorders	Ageusia	Rest of World	57	11.5	0	0.0	59	11.8	0	0.0	NE			NE	NE	NE		NE	NE	NE	NE		NE	NE	NE	NE		NE		NE	NE	NE
Nervous system disorders	Altered state of consciousness	Western Europe/United States/Canada/Australia	298	60.2	0	0.0	300	60.2	1	0.3		*	Quasi-complete separation of data points detected.				*	ERROR: The mean parameter is either invalid or at a limit of its range for some observations.			0.00		Algorithm converged.	0.00	NE	0.9999	NE	>999.99		Algorithm converged.	0.00	NE
Nervous system disorders	Altered state of consciousness	Asia	140	28.3	0	0.0	139	27.9	0	0.0	NE			NE	NE	NE		NE	NE	NE	NE		NE	NE	NE	NE		NE		NE	NE	NE
Nervous system disorders	Altered state of consciousness	Rest of World	57	11.5	0	0.0	59	11.8	0	0.0	NE			NE	NE	NE		NE	NE	NE	NE		NE	NE	NE	NE		NE		NE	NE	NE
Nervous system disorders	Amnesia	Western Europe/United States/Canada/Australia	298	60.2	1	0.3	300	60.2	2	0.7	0.50		Convergence criterion (GCONV=1E-8) satisfied.	0.05	5.56	-0.003		Algorithm converged.	-0.015	0.008	0.50		Algorithm converged.	0.05	5.52	0.5743	0.4237	1.99		Algorithm converged.	0.18	21.79
Nervous system disorders	Amnesia	Asia	140	28.3	1	0.7	139	27.9	0	0.0		*	Quasi-complete separation of data points detected.				*	WARNING: Negative of Hessian not positive definite.			NE		Algorithm converged.	NE	NE	NE		NE		Algorithm converged.	NE	NE
Nervous system disorders	Amnesia	Rest of World	57	11.5	0	0.0	59	11.8	0	0.0	NE			NE	NE	NE		NE	NE	NE	NE		NE	NE	NE	NE		NE		NE	NE	NE
Nervous system disorders	Aphasia	Western Europe/United States/Canada/Australia	298	60.2	2	0.7	300	60.2	1	0.3	2.02		Convergence criterion (GCONV=1E-8) satisfied.	0.18	22.40	0.003		Algorithm converged.	-0.008	0.015	2.01		Algorithm converged.	0.18	22.09	0.5669	NE	0.50		Algorithm converged.	0.05	5.45
Nervous system disorders	Aphasia	Asia	140	28.3	0	0.0	139	27.9	0	0.0	NE			NE	NE	NE		NE	NE	NE	NE		NE	NE	NE	NE		NE		NE	NE	NE
Nervous system disorders	Aphasia	Rest of World	57	11.5	0	0.0	59	11.8	0	0.0	NE			NE	NE	NE		NE	NE	NE	NE		NE	NE	NE	NE		NE		NE	NE	NE
Nervous system disorders	Ataxia	Western Europe/United States/Canada/Australia	298	60.2	0	0.0	300	60.2	1	0.3		*	Quasi-complete separation of data points detected.				*	ERROR: The mean parameter is either invalid or at a limit of its range for some observations.			0.00		Algorithm converged.	0.00	NE	0.9999	NE	>999.99		Algorithm converged.	0.00	NE
Nervous system disorders	Ataxia	Asia	140	28.3	0	0.0	139	27.9	0	0.0	NE			NE	NE	NE		NE	NE	NE	NE		NE	NE	NE	NE		NE		NE	NE	NE
Nervous system disorders	Ataxia	Rest of World	57	11.5	1	1.8	59	11.8	0	0.0		*	Quasi-complete separation of data points detected.				*	ERROR: Error in computing the link function, its derivatives, or the variance function.			NE		Algorithm converged.	NE	NE	NE		NE		Algorithm converged.	NE	NE
Nervous system disorders	Balance disorder	Western Europe/United States/Canada/Australia	298	60.2	1	0.3	300	60.2	0	0.0		*	Quasi-complete separation of data points detected.				*	WARNING: The relative Hessian convergence criterion of 44.806790292 is greater than the limit of 0.0001. The convergence is questionable.			NE		Algorithm converged.	NE	NE	NE	NE	NE		Algorithm converged.	NE	NE
Nervous system disorders	Balance disorder	Asia	140	28.3	0	0.0	139	27.9	0	0.0	NE			NE	NE	NE		NE	NE	NE	NE		NE	NE	NE	NE		NE		NE	NE	NE
Nervous system disorders	Balance disorder	Rest of World	57	11.5	0	0.0	59	11.8	0	0.0	NE			NE	NE	NE		NE	NE	NE	NE		NE	NE	NE	NE		NE		NE	NE	NE
Nervous system disorders	Carotid artery stenosis	Western Europe/United States/Canada/Australia	298	60.2	0	0.0	300	60.2	1	0.3		*	Quasi-complete separation of data points detected.				*	ERROR: The mean parameter is either invalid or at a limit of its range for some observations.			0.00		Algorithm converged.	0.00	NE	0.9999	NE	>999.99		Algorithm converged.	0.00	NE
Nervous system disorders	Carotid artery stenosis	Asia	140	28.3	0	0.0	139	27.9	0	0.0	NE			NE	NE	NE		NE	NE	NE	NE		NE	NE	NE	NE		NE		NE	NE	NE
Nervous system disorders	Carotid artery stenosis	Rest of World	57	11.5	0	0.0	59	11.8	0	0.0	NE			NE	NE	NE		NE	NE	NE	NE		NE	NE	NE	NE		NE		NE	NE	NE
Nervous system disorders	Cerebellar ataxia	Western Europe/United States/Canada/Australia	298	60.2	1	0.3	300	60.2	0	0.0		*	Quasi-complete separation of data points detected.				*	WARNING: Negative of Hessian not positive definite.			NE		Algorithm converged.	NE	NE	NE	NE	NE		Algorithm converged.	NE	NE
Nervous system disorders	Cerebellar ataxia	Asia	140	28.3	0	0.0	139	27.9	0	0.0	NE			NE	NE	NE		NE	NE	NE	NE		NE	NE	NE	NE		NE		NE	NE	NE
Nervous system disorders	Cerebellar ataxia	Rest of World	57	11.5	0	0.0	59	11.8	0	0.0	NE			NE	NE	NE		NE	NE	NE	NE		NE	NE	NE	NE		NE		NE	NE	NE
Nervous system disorders	Cerebral haemorrhage	Western Europe/United States/Canada/Australia	298	60.2	0	0.0	300	60.2	1	0.3		*	Quasi-complete separation of data points detected.				*	ERROR: The mean parameter is either invalid or at a limit of its range for some observations.			0.00		Algorithm converged.	0.00	NE	0.9999	NE	>999.99		Algorithm converged.	0.00	NE
Nervous system disorders	Cerebral haemorrhage	Asia	140	28.3	0	0.0	139	27.9	0	0.0	NE			NE	NE	NE		NE	NE	NE	NE		NE	NE	NE	NE		NE		NE	NE	NE
Nervous system disorders	Cerebral haemorrhage	Rest of World	57	11.5	0	0.0	59	11.8	0	0.0	NE			NE	NE	NE		NE	NE	NE	NE		NE	NE	NE	NE		NE		NE	NE	NE
Nervous system disorders	Cerebral infarction	Western Europe/United States/Canada/Australia	298	60.2	0	0.0	300	60.2	1	0.3		*	Quasi-complete separation of data points detected.				*	ERROR: The mean parameter is either invalid or at a limit of its range for some observations.			0.00		Algorithm converged.	0.00	NE	0.9999	NE	>999.99		Algorithm converged.	0.00	NE
Nervous system disorders	Cerebral infarction	Asia	140	28.3	0	0.0	139	27.9	0	0.0	NE			NE	NE	NE		NE	NE	NE	NE		NE	NE	NE	NE		NE		NE	NE	NE
Nervous system disorders	Cerebral infarction	Rest of World	57	11.5	0	0.0	59	11.8	0	0.0	NE			NE	NE	NE		NE	NE	NE	NE		NE	NE	NE	NE		NE		NE	NE	NE
Nervous system disorders	Cerebral ischaemia	Western Europe/United States/Canada/Australia	298	60.2	0	0.0	300	60.2	1	0.3		*	Quasi-complete separation of data points detected.				*	ERROR: The mean parameter is either invalid or at a limit of its range for some observations.			0.00		Algorithm converged.	0.00	NE	0.9999	NE	>999.99		Algorithm converged.	0.00	NE
Nervous system disorders	Cerebral ischaemia	Asia	140	28.3	0	0.0	139	27.9	0	0.0	NE			NE	NE	NE		NE	NE	NE	NE		NE	NE	NE	NE		NE		NE	NE	NE
Nervous system disorders	Cerebral ischaemia	Rest of World	57	11.5	0	0.0	59	11.8	0	0.0	NE			NE	NE	NE		NE	NE	NE	NE		NE	NE	NE	NE		NE		NE	NE	NE
Nervous system disorders	Cerebrospinal fluid leakage	Western Europe/United States/Canada/Australia	298	60.2	2	0.7	300	60.2	0	0.0		*	Quasi-complete separation of data points detected.				*	WARNING: Negative of Hessian not positive definite.			NE		Algorithm converged.	NE	NE	NE	NE	NE		Algorithm converged.	NE	NE
Nervous system disorders	Cerebrospinal fluid leakage	Asia	140	28.3	0	0.0	139	27.9	0	0.0	NE			NE	NE	NE		NE	NE	NE	NE		NE	NE	NE	NE		NE		NE	NE	NE
Nervous system disorders	Cerebrospinal fluid leakage	Rest of World	57	11.5	0	0.0	59	11.8	0	0.0	NE			NE	NE	NE		NE	NE	NE	NE		NE	NE	NE	NE		NE		NE	NE	NE
Nervous system disorders	Cerebrovascular accident	Western Europe/United States/Canada/Australia	298	60.2	0	0.0	300	60.2	3	1.0		*	Quasi-complete separation of data points detected.				*	ERROR: The mean parameter is either invalid or at a limit of its range for some observations.			0.00		Algorithm converged.	0.00	NE	0.9999	NE	>999.99		Algorithm converged.	0.00	NE
Nervous system disorders	Cerebrovascular accident	Asia	140	28.3	0	0.0	139	27.9	1	0.7		*	Quasi-complete separation of data points detected.				*	WARNING: The relative Hessian convergence criterion of 19.480043432 is greater than the limit of 0.0001. The convergence is questionable.			0.00		Algorithm converged.	0.00	NE	0.9999		>999.99		Algorithm converged.	0.00	NE
Nervous system disorders	Cerebrovascular accident	Rest of World	57	11.5	0	0.0	59	11.8	0	0.0	NE			NE	NE	NE		NE	NE	NE	NE		NE	NE	NE	NE		NE		NE	NE	NE
Nervous system disorders	Cervicobrachial syndrome	Western Europe/United States/Canada/Australia	298	60.2	0	0.0	300	60.2	1	0.3		*	Quasi-complete separation of data points detected.				*	ERROR: The mean parameter is either invalid or at a limit of its range for some observations.			0.00		Algorithm converged.	0.00	NE	0.9999	NE	>999.99		Algorithm converged.	0.00	NE
Nervous system disorders	Cervicobrachial syndrome	Asia	140	28.3	0	0.0	139	27.9	0	0.0	NE			NE	NE	NE		NE	NE	NE	NE		NE	NE	NE	NE		NE		NE	NE	NE
Nervous system disorders	Cervicobrachial syndrome	Rest of World	57	11.5	0	0.0	59	11.8	0	0.0	NE			NE	NE	NE		NE	NE	NE	NE		NE	NE	NE	NE		NE		NE	NE	NE
Nervous system disorders	Cognitive disorder	Western Europe/United States/Canada/Australia	298	60.2	0	0.0	300	60.2	0	0.0	NE			NE	NE	NE		NE	NE	NE	NE		NE	NE	NE	NE	NE	NE		NE	NE	NE
Nervous system disorders	Cognitive disorder	Asia	140	28.3	0	0.0	139	27.9	1	0.7		*	Quasi-complete separation of data points detected.				*	WARNING: The relative Hessian convergence criterion of 19.480043432 is greater than the limit of 0.0001. The convergence is questionable.			0.00		Algorithm converged.	0.00	NE	0.9999		>999.99		Algorithm converged.	0.00	NE
Nervous system disorders	Cognitive disorder	Rest of World	57	11.5	0	0.0	59	11.8	0	0.0	NE			NE	NE	NE		NE	NE	NE	NE		NE	NE	NE	NE		NE		NE	NE	NE
Nervous system disorders	Disturbance in attention	Western Europe/United States/Canada/Australia	298	60.2	1	0.3	300	60.2	0	0.0		*	Quasi-complete separation of data points detected.				*	WARNING: The relative Hessian convergence criterion of 44.806790292 is greater than the limit of 0.0001. The convergence is questionable.			NE		Algorithm converged.	NE	NE	NE	NE	NE		Algorithm converged.	NE	NE
Nervous system disorders	Disturbance in attention	Asia	140	28.3	0	0.0	139	27.9	0	0.0	NE			NE	NE	NE		NE	NE	NE	NE		NE	NE	NE	NE		NE		NE	NE	NE
Nervous system disorders	Disturbance in attention	Rest of World	57	11.5	0	0.0	59	11.8	0	0.0	NE			NE	NE	NE		NE	NE	NE	NE		NE	NE	NE	NE		NE		NE	NE	NE
Nervous system disorders	Dizziness	Western Europe/United States/Canada/Australia	298	60.2	26	8.7	300	60.2	28	9.3	0.93		Convergence criterion (GCONV=1E-8) satisfied.	0.53	1.63	-0.006		Algorithm converged.	-0.052	0.040	0.93		Algorithm converged.	0.56	1.56	0.7952	0.9599	1.07		Algorithm converged.	0.64	1.78
Nervous system disorders	Dizziness	Asia	140	28.3	3	2.1	139	27.9	4	2.9	0.74		Convergence criterion (GCONV=1E-8) satisfied.	0.16	3.36	-0.007		Algorithm converged.	-0.044	0.029	0.74		Algorithm converged.	0.17	3.27	0.6959		1.34		Algorithm converged.	0.31	5.89
Nervous system disorders	Dizziness	Rest of World	57	11.5	0	0.0	59	11.8	0	0.0	NE			NE	NE	NE		NE	NE	NE	NE		NE	NE	NE	NE		NE		NE	NE	NE
Nervous system disorders	Dizziness exertional	Western Europe/United States/Canada/Australia	298	60.2	1	0.3	300	60.2	0	0.0		*	Quasi-complete separation of data points detected.				*	WARNING: Negative of Hessian not positive definite.			NE		Algorithm converged.	NE	NE	NE	NE	NE		Algorithm converged.	NE	NE
Nervous system disorders	Dizziness exertional	Asia	140	28.3	0	0.0	139	27.9	0	0.0	NE			NE	NE	NE		NE	NE	NE	NE		NE	NE	NE	NE		NE		NE	NE	NE
Nervous system disorders	Dizziness exertional	Rest of World	57	11.5	0	0.0	59	11.8	0	0.0	NE			NE	NE	NE		NE	NE	NE	NE		NE	NE	NE	NE		NE		NE	NE	NE
Nervous system disorders	Dizziness postural	Western Europe/United States/Canada/Australia	298	60.2	2	0.7	300	60.2	0	0.0		*	Quasi-complete separation of data points detected.				*	WARNING: Negative of Hessian not positive definite.			NE		Algorithm converged.	NE	NE	NE	NE	NE		Algorithm converged.	NE	NE
Nervous system disorders	Dizziness postural	Asia	140	28.3	0	0.0	139	27.9	0	0.0	NE			NE	NE	NE		NE	NE	NE	NE		NE	NE	NE	NE		NE		NE	NE	NE
Nervous system disorders	Dizziness postural	Rest of World	57	11.5	0	0.0	59	11.8	0	0.0	NE			NE	NE	NE		NE	NE	NE	NE		NE	NE	NE	NE		NE		NE	NE	NE
Nervous system disorders	Dysaesthesia	Western Europe/United States/Canada/Australia	298	60.2	5	1.7	300	60.2	1	0.3	5.10		Convergence criterion (GCONV=1E-8) satisfied.	0.59	43.94	0.013		Algorithm converged.	-0.003	0.029	5.03		Algorithm converged.	0.59	42.83	0.1390	NE	0.20		Algorithm converged.	0.02	1.69
Nervous system disorders	Dysaesthesia	Asia	140	28.3	0	0.0	139	27.9	1	0.7		*	Quasi-complete separation of data points detected.				*	WARNING: The relative Hessian convergence criterion of 19.480043432 is greater than the limit of 0.0001. The convergence is questionable.			0.00		Algorithm converged.	0.00	NE	0.9999		>999.99		Algorithm converged.	0.00	NE
Nervous system disorders	Dysaesthesia	Rest of World	57	11.5	0	0.0	59	11.8	0	0.0	NE			NE	NE	NE		NE	NE	NE	NE		NE	NE	NE	NE		NE		NE	NE	NE
Nervous system disorders	Dysgeusia	Western Europe/United States/Canada/Australia	298	60.2	35	11.7	300	60.2	45	15.0	0.75		Convergence criterion (GCONV=1E-8) satisfied.	0.47	1.21	-0.033		Algorithm converged.	-0.087	0.022	0.78		Algorithm converged.	0.52	1.18	0.2441	0.6035	1.28		Algorithm converged.	0.85	1.93
Nervous system disorders	Dysgeusia	Asia	140	28.3	13	9.3	139	27.9	11	7.9	1.19		Convergence criterion (GCONV=1E-8) satisfied.	0.51	2.76	0.014		Algorithm converged.	-0.052	0.079	1.17		Algorithm converged.	0.54	2.53	0.6832		0.85		Algorithm converged.	0.40	1.84
Nervous system disorders	Dysgeusia	Rest of World	57	11.5	1	1.8	59	11.8	2	3.4	0.51		Convergence criterion (GCONV=1E-8) satisfied.	0.04	5.77	-0.016		Algorithm converged.	-0.074	0.041	0.52		Algorithm converged.	0.05	5.55	0.5864		1.93		Algorithm converged.	0.18	20.73
Nervous system disorders	Epilepsy	Western Europe/United States/Canada/Australia	298	60.2	0	0.0	300	60.2	0	0.0	NE			NE	NE	NE		NE	NE	NE	NE		NE	NE	NE	NE	NE	NE		NE	NE	NE
Nervous system disorders	Epilepsy	Asia	140	28.3	0	0.0	139	27.9	0	0.0	NE			NE	NE	NE		NE	NE	NE	NE		NE	NE	NE	NE		NE		NE	NE	NE
Nervous system disorders	Epilepsy	Rest of World	57	11.5	0	0.0	59	11.8	1	1.7		*	Quasi-complete separation of data points detected.				*	WARNING: The relative Hessian convergence criterion of 10.540168601 is greater than the limit of 0.0001. The convergence is questionable.			0.00		Algorithm converged.	0.00	NE	0.9999		>999.99		Algorithm converged.	0.00	NE
Nervous system disorders	Extrapyramidal disorder	Western Europe/United States/Canada/Australia	298	60.2	0	0.0	300	60.2	0	0.0	NE			NE	NE	NE		NE	NE	NE	NE		NE	NE	NE	NE	NE	NE		NE	NE	NE
Nervous system disorders	Extrapyramidal disorder	Asia	140	28.3	0	0.0	139	27.9	1	0.7		*	Quasi-complete separation of data points detected.				*	WARNING: The relative Hessian convergence criterion of 19.480043432 is greater than the limit of 0.0001. The convergence is questionable.			0.00		Algorithm converged.	0.00	NE	0.9999		>999.99		Algorithm converged.	0.00	NE
Nervous system disorders	Extrapyramidal disorder	Rest of World	57	11.5	0	0.0	59	11.8	0	0.0	NE			NE	NE	NE		NE	NE	NE	NE		NE	NE	NE	NE		NE		NE	NE	NE
Nervous system disorders	Head discomfort	Western Europe/United States/Canada/Australia	298	60.2	0	0.0	300	60.2	1	0.3		*	Quasi-complete separation of data points detected.				*	ERROR: The mean parameter is either invalid or at a limit of its range for some observations.			0.00		Algorithm converged.	0.00	NE	0.9999	NE	>999.99		Algorithm converged.	0.00	NE
Nervous system disorders	Head discomfort	Asia	140	28.3	0	0.0	139	27.9	0	0.0	NE			NE	NE	NE		NE	NE	NE	NE		NE	NE	NE	NE		NE		NE	NE	NE
Nervous system disorders	Head discomfort	Rest of World	57	11.5	0	0.0	59	11.8	0	0.0	NE			NE	NE	NE		NE	NE	NE	NE		NE	NE	NE	NE		NE		NE	NE	NE
Nervous system disorders	Headache	Western Europe/United States/Canada/Australia	298	60.2	43	14.4	300	60.2	50	16.7	0.84		Convergence criterion (GCONV=1E-8) satisfied.	0.54	1.31	-0.022		Algorithm converged.	-0.080	0.036	0.87		Algorithm converged.	0.60	1.26	0.4510	0.0620	1.16		Algorithm converged.	0.79	1.68
Nervous system disorders	Headache	Asia	140	28.3	9	6.4	139	27.9	6	4.3	1.52		Convergence criterion (GCONV=1E-8) satisfied.	0.53	4.40	0.021		Algorithm converged.	-0.032	0.074	1.49		Algorithm converged.	0.54	4.07	0.4377		0.67		Algorithm converged.	0.25	1.84
Nervous system disorders	Headache	Rest of World	57	11.5	6	10.5	59	11.8	1	1.7	6.82		Convergence criterion (GCONV=1E-8) satisfied.	0.79	58.59	0.088		Algorithm converged.	0.002	0.175	6.21		Algorithm converged.	0.77	49.98	0.0861		0.16		Algorithm converged.	0.02	1.30
Nervous system disorders	Hemiparesis	Western Europe/United States/Canada/Australia	298	60.2	1	0.3	300	60.2	0	0.0		*	Quasi-complete separation of data points detected.				*	WARNING: Negative of Hessian not positive definite.			NE		Algorithm converged.	NE	NE	NE	NE	NE		Algorithm converged.	NE	NE
Nervous system disorders	Hemiparesis	Asia	140	28.3	0	0.0	139	27.9	0	0.0	NE			NE	NE	NE		NE	NE	NE	NE		NE	NE	NE	NE		NE		NE	NE	NE
Nervous system disorders	Hemiparesis	Rest of World	57	11.5	0	0.0	59	11.8	0	0.0	NE			NE	NE	NE		NE	NE	NE	NE		NE	NE	NE	NE		NE		NE	NE	NE
Nervous system disorders	Hyperaesthesia	Western Europe/United States/Canada/Australia	298	60.2	1	0.3	300	60.2	0	0.0		*	Quasi-complete separation of data points detected.				*	WARNING: Negative of Hessian not positive definite.			NE		Algorithm converged.	NE	NE	NE	NE	NE		Algorithm converged.	NE	NE
Nervous system disorders	Hyperaesthesia	Asia	140	28.3	0	0.0	139	27.9	0	0.0	NE			NE	NE	NE		NE	NE	NE	NE		NE	NE	NE	NE		NE		NE	NE	NE
Nervous system disorders	Hyperaesthesia	Rest of World	57	11.5	0	0.0	59	11.8	0	0.0	NE			NE	NE	NE		NE	NE	NE	NE		NE	NE	NE	NE		NE		NE	NE	NE
Nervous system disorders	Hypoaesthesia	Western Europe/United States/Canada/Australia	298	60.2	7	2.3	300	60.2	7	2.3	1.01		Convergence criterion (GCONV=1E-8) satisfied.	0.35	2.91	0.000		Algorithm converged.	-0.024	0.024	1.01		Algorithm converged.	0.36	2.83	0.9899	0.4509	0.99		Algorithm converged.	0.35	2.80
Nervous system disorders	Hypoaesthesia	Asia	140	28.3	15	10.7	139	27.9	12	8.6	1.27		Convergence criterion (GCONV=1E-8) satisfied.	0.57	2.82	0.021		Algorithm converged.	-0.049	0.090	1.24		Algorithm converged.	0.60	2.55	0.5576		0.81		Algorithm converged.	0.39	1.66
Nervous system disorders	Hypoaesthesia	Rest of World	57	11.5	0	0.0	59	11.8	1	1.7		*	Quasi-complete separation of data points detected.				*	WARNING: The relative Hessian convergence criterion of 10.540168601 is greater than the limit of 0.0001. The convergence is questionable.			0.00		Algorithm converged.	0.00	NE	0.9999		>999.99		Algorithm converged.	0.00	NE

Nervous system disorders	Hyporeflexia	Western Europe/United States/Canada/Australia	298	60.2	0	0.0	300	60.2	1	0.3		*	Quasi-complete separation of data points detected.				*	ERROR: The mean parameter is either invalid or at a limit of its range for some observations.			0.00		Algorithm converged.	0.00	NE	0.9999	NE	>999.99		Algorithm converged.	0.00	NE
Nervous system disorders	Hyporeflexia	Asia	140	28.3	0	0.0	139	27.9	0	0.0	NE			NE	NE	NE		NE	NE	NE	NE		NE	NE	NE	NE		NE		NE	NE	NE
Nervous system disorders	Hyporeflexia	Rest of World	57	11.5	0	0.0	59	11.8	0	0.0	NE			NE	NE	NE		NE	NE	NE	NE		NE	NE	NE	NE		NE		NE	NE	NE
Nervous system disorders	Hypotonia	Western Europe/United States/Canada/Australia	298	60.2	1	0.3	300	60.2	0	0.0		*	Quasi-complete separation of data points detected.				*	WARNING: The relative Hessian convergence criterion of 44.806790292 is greater than the limit of 0.0001. The convergence is questionable.			NE		Algorithm converged.	NE	NE	NE	NE	NE		Algorithm converged.	NE	NE
Nervous system disorders	Hypotonia	Asia	140	28.3	0	0.0	139	27.9	0	0.0	NE			NE	NE	NE		NE	NE	NE	NE		NE	NE	NE	NE		NE		NE	NE	NE
Nervous system disorders	Hypotonia	Rest of World	57	11.5	0	0.0	59	11.8	1	1.7		*	Quasi-complete separation of data points detected.				*	WARNING: The relative Hessian convergence criterion of 10.540168601 is greater than the limit of 0.0001. The convergence is questionable.			0.00		Algorithm converged.	0.00	NE	0.9999		>999.99		Algorithm converged.	0.00	NE
Nervous system disorders	Intellectual disability	Western Europe/United States/Canada/Australia	298	60.2	0	0.0	300	60.2	0	0.0	NE			NE	NE	NE		NE	NE	NE	NE		NE	NE	NE	NE	NE	NE		NE	NE	NE
Nervous system disorders	Intellectual disability	Asia	140	28.3	1	0.7	139	27.9	0	0.0		*	Quasi-complete separation of data points detected.				*	ERROR: Error in computing the link function, its derivatives, or the variance function.			NE		Algorithm converged.	NE	NE	NE		NE		Algorithm converged.	NE	NE
Nervous system disorders	Intellectual disability	Rest of World	57	11.5	0	0.0	59	11.8	0	0.0	NE			NE	NE	NE		NE	NE	NE	NE		NE	NE	NE	NE		NE		NE	NE	NE
Nervous system disorders	Lethargy	Western Europe/United States/Canada/Australia	298	60.2	2	0.7	300	60.2	2	0.7	1.01		Convergence criterion (GCONV=1E-8) satisfied.	0.14	7.19	0.000		Algorithm converged.	-0.013	0.013	1.01		Algorithm converged.	0.14	7.10	0.9946	NE	0.99		Algorithm converged.	0.14	7.01
Nervous system disorders	Lethargy	Asia	140	28.3	0	0.0	139	27.9	0	0.0	NE			NE	NE	NE		NE	NE	NE	NE		NE	NE	NE	NE		NE		NE	NE	NE
Nervous system disorders	Lethargy	Rest of World	57	11.5	1	1.8	59	11.8	0	0.0		*	Quasi-complete separation of data points detected.				*	ERROR: Error in computing the link function, its derivatives, or the variance function.			NE		Algorithm converged.	NE	NE	NE		NE		Algorithm converged.	NE	NE
Nervous system disorders	Memory impairment	Western Europe/United States/Canada/Australia	298	60.2	3	1.0	300	60.2	3	1.0	1.01		Convergence criterion (GCONV=1E-8) satisfied.	0.20	5.03	0.000		Algorithm converged.	-0.016	0.016	1.01		Algorithm converged.	0.20	4.95	0.9934	NE	0.99		Algorithm converged.	0.20	4.88
Nervous system disorders	Memory impairment	Asia	140	28.3	0	0.0	139	27.9	0	0.0	NE			NE	NE	NE		NE	NE	NE	NE		NE	NE	NE	NE		NE		NE	NE	NE
Nervous system disorders	Memory impairment	Rest of World	57	11.5	0	0.0	59	11.8	0	0.0	NE			NE	NE	NE		NE	NE	NE	NE		NE	NE	NE	NE		NE		NE	NE	NE
Nervous system disorders	Migraine	Western Europe/United States/Canada/Australia	298	60.2	2	0.7	300	60.2	2	0.7	1.01		Convergence criterion (GCONV=1E-8) satisfied.	0.14	7.19	0.000		Algorithm converged.	-0.013	0.013	1.01		Algorithm converged.	0.14	7.10	0.9946	NE	0.99		Algorithm converged.	0.14	7.01
Nervous system disorders	Migraine	Asia	140	28.3	0	0.0	139	27.9	0	0.0	NE			NE	NE	NE		NE	NE	NE	NE		NE	NE	NE	NE		NE		NE	NE	NE
Nervous system disorders	Migraine	Rest of World	57	11.5	0	0.0	59	11.8	0	0.0	NE			NE	NE	NE		NE	NE	NE	NE		NE	NE	NE	NE		NE		NE	NE	NE
Nervous system disorders	Nervous system disorder	Western Europe/United States/Canada/Australia	298	60.2	0	0.0	300	60.2	0	0.0	NE			NE	NE	NE		NE	NE	NE	NE		NE	NE	NE	NE	NE	NE		NE	NE	NE
Nervous system disorders	Nervous system disorder	Asia	140	28.3	0	0.0	139	27.9	1	0.7		*	Quasi-complete separation of data points detected.				*	WARNING: The relative Hessian convergence criterion of 19.480043296 is greater than the limit of 0.0001. The convergence is questionable.			0.00		Algorithm converged.	0.00	NE	0.9999		>999.99		Algorithm converged.	0.00	NE
Nervous system disorders	Nervous system disorder	Rest of World	57	11.5	0	0.0	59	11.8	0	0.0	NE			NE	NE	NE		NE	NE	NE	NE		NE	NE	NE	NE		NE		NE	NE	NE
Nervous system disorders	Neuralgia	Western Europe/United States/Canada/Australia	298	60.2	2	0.7	300	60.2	2	0.7	1.01		Convergence criterion (GCONV=1E-8) satisfied.	0.14	7.19	0.000		Algorithm converged.	-0.013	0.013	1.01		Algorithm converged.	0.14	7.10	0.9946	NE	0.99		Algorithm converged.	0.14	7.01
Nervous system disorders	Neuralgia	Asia	140	28.3	0	0.0	139	27.9	0	0.0	NE			NE	NE	NE		NE	NE	NE	NE		NE	NE	NE	NE		NE		NE	NE	NE
Nervous system disorders	Neuralgia	Rest of World	57	11.5	0	0.0	59	11.8	0	0.0	NE			NE	NE	NE		NE	NE	NE	NE		NE	NE	NE	NE		NE		NE	NE	NE
Nervous system disorders	Neurological symptom	Western Europe/United States/Canada/Australia	298	60.2	0	0.0	300	60.2	1	0.3		*	Quasi-complete separation of data points detected.				*	ERROR: The mean parameter is either invalid or at a limit of its range for some observations.			0.00		Algorithm converged.	0.00	NE	0.9999	NE	>999.99		Algorithm converged.	0.00	NE
Nervous system disorders	Neurological symptom	Asia	140	28.3	0	0.0	139	27.9	0	0.0	NE			NE	NE	NE		NE	NE	NE	NE		NE	NE	NE	NE		NE		NE	NE	NE
Nervous system disorders	Neurological symptom	Rest of World	57	11.5	0	0.0	59	11.8	0	0.0	NE			NE	NE	NE		NE	NE	NE	NE		NE	NE	NE	NE		NE		NE	NE	NE
Nervous system disorders	Neuromyopathy	Western Europe/United States/Canada/Australia	298	60.2	1	0.3	300	60.2	0	0.0		*	Quasi-complete separation of data points detected.				*	WARNING: Negative of Hessian not positive definite.			NE		Algorithm converged.	NE	NE	NE	NE	NE		Algorithm converged.	NE	NE
Nervous system disorders	Neuromyopathy	Asia	140	28.3	0	0.0	139	27.9	0	0.0	NE			NE	NE	NE		NE	NE	NE	NE		NE	NE	NE	NE		NE		NE	NE	NE
Nervous system disorders	Neuromyopathy	Rest of World	57	11.5	0	0.0	59	11.8	0	0.0	NE			NE	NE	NE		NE	NE	NE	NE		NE	NE	NE	NE		NE		NE	NE	NE
Nervous system disorders	Neuropathy peripheral	Western Europe/United States/Canada/Australia	298	60.2	97	32.6	300	60.2	91	30.3	1.11		Convergence criterion (GCONV=1E-8) satisfied.	0.78	1.57	0.022		Algorithm converged.	-0.052	0.097	1.07		Algorithm converged.	0.85	1.36	0.5595	0.6508	0.93		Algorithm converged.	0.74	1.18
Nervous system disorders	Neuropathy peripheral	Asia	140	28.3	6	4.3	139	27.9	9	6.5	0.65		Convergence criterion (GCONV=1E-8) satisfied.	0.22	1.87	-0.022		Algorithm converged.	-0.075	0.031	0.66		Algorithm converged.	0.24	1.81	0.4214		1.51		Algorithm converged.	0.55	4.13
Nervous system disorders	Neuropathy peripheral	Rest of World	57	11.5	5	8.8	59	11.8	5	8.5	1.04		Convergence criterion (GCONV=1E-8) satisfied.	0.28	3.80	0.003		Algorithm converged.	-0.099	0.105	1.04		Algorithm converged.	0.32	3.39	0.9545		0.97		Algorithm converged.	0.30	3.16
Nervous system disorders	Ophthalmic migraine	Western Europe/United States/Canada/Australia	298	60.2	0	0.0	300	60.2	1	0.3		*	Quasi-complete separation of data points detected.				*	ERROR: The mean parameter is either invalid or at a limit of its range for some observations.			0.00		Algorithm converged.	0.00	NE	0.9999	NE	>999.99		Algorithm converged.	0.00	NE
Nervous system disorders	Ophthalmic migraine	Asia	140	28.3	0	0.0	139	27.9	0	0.0	NE			NE	NE	NE		NE	NE	NE	NE		NE	NE	NE	NE		NE		NE	NE	NE
Nervous system disorders	Ophthalmic migraine	Rest of World	57	11.5	0	0.0	59	11.8	0	0.0	NE			NE	NE	NE		NE	NE	NE	NE		NE	NE	NE	NE		NE		NE	NE	NE
Nervous system disorders	Paraesthesia	Western Europe/United States/Canada/Australia	298	60.2	28	9.4	300	60.2	20	6.7	1.45		Convergence criterion (GCONV=1E-8) satisfied.	0.80	2.64	0.027		Algorithm converged.	-0.016	0.071	1.41		Algorithm converged.	0.81	2.45	0.2222	0.3460	0.71		Algorithm converged.	0.41	1.23
Nervous system disorders	Paraesthesia	Asia	140	28.3	1	0.7	139	27.9	0	0.0		*	Quasi-complete separation of data points detected.				*	ERROR: Error in computing the link function, its derivatives, or the variance function.			NE		Algorithm converged.	NE	NE	NE		NE		Algorithm converged.	NE	NE
Nervous system disorders	Paraesthesia	Rest of World	57	11.5	1	1.8	59	11.8	0	0.0		*	Quasi-complete separation of data points detected.				*	ERROR: Error in computing the link function, its derivatives, or the variance function.			NE		Algorithm converged.	NE	NE	NE		NE		Algorithm converged.	NE	NE
Nervous system disorders	Paralysis recurrent laryngeal nerve	Western Europe/United States/Canada/Australia	298	60.2	1	0.3	300	60.2	0	0.0		*	Quasi-complete separation of data points detected.				*	WARNING: Negative of Hessian not positive definite.			NE		Algorithm converged.	NE	NE	NE	NE	NE		Algorithm converged.	NE	NE
Nervous system disorders	Paralysis recurrent laryngeal nerve	Asia	140	28.3	0	0.0	139	27.9	0	0.0	NE			NE	NE	NE		NE	NE	NE	NE		NE	NE	NE	NE		NE		NE	NE	NE
Nervous system disorders	Paralysis recurrent laryngeal nerve	Rest of World	57	11.5	0	0.0	59	11.8	0	0.0	NE			NE	NE	NE		NE	NE	NE	NE		NE	NE	NE	NE		NE		NE	NE	NE
Nervous system disorders	Parosmia	Western Europe/United States/Canada/Australia	298	60.2	3	1.0	300	60.2	1	0.3	3.04		Convergence criterion (GCONV=1E-8) satisfied.	0.31	29.39	0.007		Algorithm converged.	-0.006	0.020	3.02		Algorithm converged.	0.32	28.87	0.3372	0.3237	0.33		Algorithm converged.	0.03	3.17
Nervous system disorders	Parosmia	Asia	140	28.3	0	0.0	139	27.9	1	0.7		*	Quasi-complete separation of data points detected.				*	WARNING: The relative Hessian convergence criterion of 19.480043296 is greater than the limit of 0.0001. The convergence is questionable.			0.00		Algorithm converged.	0.00	NE	0.9999		>999.99		Algorithm converged.	0.00	NE
Nervous system disorders	Parosmia	Rest of World	57	11.5	0	0.0	59	11.8	0	0.0	NE			NE	NE	NE		NE	NE	NE	NE		NE	NE	NE	NE		NE		NE	NE	NE
Nervous system disorders	Peripheral motor neuropathy	Western Europe/United States/Canada/Australia	298	60.2	2	0.7	300	60.2	7	2.3	0.28		Convergence criterion (GCONV=1E-8) satisfied.	0.06	1.37	-0.017		Algorithm converged.	-0.036	0.003	0.29		Algorithm converged.	0.06	1.37	0.1182	0.7141	3.48		Algorithm converged.	0.73	16.60
Nervous system disorders	Peripheral motor neuropathy	Asia	140	28.3	1	0.7	139	27.9	2	1.4	0.49		Convergence criterion (GCONV=1E-8) satisfied.	0.04	5.50	-0.007		Algorithm converged.	-0.031	0.017	0.50		Algorithm converged.	0.05	5.41	0.5656		2.01		Algorithm converged.	0.18	21.96
Nervous system disorders	Peripheral motor neuropathy	Rest of World	57	11.5	0	0.0	59	11.8	1	1.7		*	Quasi-complete separation of data points detected.				*	WARNING: The relative Hessian convergence criterion of 10.540168611 is greater than the limit of 0.0001. The convergence is questionable.			0.00		Algorithm converged.	0.00	NE	0.9999		>999.99		Algorithm converged.	0.00	NE
Nervous system disorders	Peripheral sensorimotor neuropathy	Western Europe/United States/Canada/Australia	298	60.2	1	0.3	300	60.2	1	0.3	1.01		Convergence criterion (GCONV=1E-8) satisfied.	0.06	16.17	0.000		Algorithm converged.	-0.009	0.009	1.01		Algorithm converged.	0.06	16.02	0.9962	0.5857	0.99		Algorithm converged.	0.06	15.81
Nervous system disorders	Peripheral sensorimotor neuropathy	Asia	140	28.3	0	0.0	139	27.9	0	0.0	NE			NE	NE	NE		NE	NE	NE	NE		NE	NE	NE	NE		NE		NE	NE	NE
Nervous system disorders	Peripheral sensorimotor neuropathy	Rest of World	57	11.5	1	1.8	59	11.8	0	0.0		*	Quasi-complete separation of data points detected.				*	ERROR: Error in computing the link function, its derivatives, or the variance function.			NE		Algorithm converged.	NE	NE	NE		NE		Algorithm converged.	NE	NE
Nervous system disorders	Peripheral sensory neuropathy	Western Europe/United States/Canada/Australia	298	60.2	48	16.1	300	60.2	51	17.0	0.94		Convergence criterion (GCONV=1E-8) satisfied.	0.61	1.44	-0.009		Algorithm converged.	-0.068	0.051	0.95		Algorithm converged.	0.66	1.36	0.7691	0.7389	1.06		Algorithm converged.	0.74	1.51
Nervous system disorders	Peripheral sensory neuropathy	Asia	140	28.3	41	29.3	139	27.9	49	35.3	0.76		Convergence criterion (GCONV=1E-8) satisfied.	0.46	1.26	-0.060		Algorithm converged.	-0.169	0.050	0.83		Algorithm converged.	0.59	1.17	0.2881		1.20		Algorithm converged.	0.85	1.69
Nervous system disorders	Peripheral sensory neuropathy	Rest of World	57	11.5	7	12.3	59	11.8	6	10.2	1.24		Convergence criterion (GCONV=1E-8) satisfied.	0.39	3.93	0.021		Algorithm converged.	-0.094	0.136	1.21		Algorithm converged.	0.43	3.38	0.7191		0.83		Algorithm converged.	0.30	2.31
Nervous system disorders	Peroneal nerve palsy	Western Europe/United States/Canada/Australia	298	60.2	1	0.3	300	60.2	0	0.0		*	Quasi-complete separation of data points detected.				*	WARNING: The relative Hessian convergence criterion of 44.806790292 is greater than the limit of 0.0001. The convergence is questionable.			NE		Algorithm converged.	NE	NE	NE	NE	NE		Algorithm converged.	NE	NE
Nervous system disorders	Peroneal nerve palsy	Asia	140	28.3	0	0.0	139	27.9	0	0.0	NE			NE	NE	NE		NE	NE	NE	NE		NE	NE	NE	NE		NE		NE	NE	NE
Nervous system disorders	Peroneal nerve palsy	Rest of World	57	11.5	0	0.0	59	11.8	0	0.0	NE			NE	NE	NE		NE	NE	NE	NE		NE	NE	NE	NE		NE		NE	NE	NE
Nervous system disorders	Piriformis syndrome	Western Europe/United States/Canada/Australia	298	60.2	0	0.0	300	60.2	0	0.0	NE			NE	NE	NE		NE	NE	NE	NE		NE	NE	NE	NE	NE	NE		NE	NE	NE
Nervous system disorders	Piriformis syndrome	Asia	140	28.3	0	0.0	139	27.9	1	0.7		*	Quasi-complete separation of data points detected.				*	WARNING: The relative Hessian convergence criterion of 19.480043432 is greater than the limit of 0.0001. The convergence is questionable.			0.00		Algorithm converged.	0.00	NE	0.9999		>999.99		Algorithm converged.	0.00	NE
Nervous system disorders	Piriformis syndrome	Rest of World	57	11.5	0	0.0	59	11.8	0	0.0	NE			NE	NE	NE		NE	NE	NE	NE		NE	NE	NE	NE		NE		NE	NE	NE
Nervous system disorders	Polyneuropathy	Western Europe/United States/Canada/Australia	298	60.2	5	1.7	300	60.2	5	1.7	1.01		Convergence criterion (GCONV=1E-8) satisfied.	0.29	3.51	0.000		Algorithm converged.	-0.020	0.021	1.01		Algorithm converged.	0.29	3.44	0.9915	0.2896	0.99		Algorithm converged.	0.29	3.40
Nervous system disorders	Polyneuropathy	Asia	140	28.3	0	0.0	139	27.9	0	0.0	NE			NE	NE	NE		NE	NE	NE	NE		NE	NE	NE	NE		NE		NE	NE	NE
Nervous system disorders	Polyneuropathy	Rest of World	57	11.5	1	1.8	59	11.8	6	10.2	0.16		Convergence criterion (GCONV=1E-8) satisfied.	0.02	1.35	-0.084		Algorithm converged.	-0.168	0.000	0.17		Algorithm converged.	0.02	1.39	0.0986		5.80		Algorithm converged.	0.72	46.65
Nervous system disorders	Post herpetic neuralgia	Western Europe/United States/Canada/Australia	298	60.2	1	0.3	300	60.2	1	0.3	1.01		Convergence criterion (GCONV=1E-8) satisfied.	0.06	16.17	0.000		Algorithm converged.	-0.009	0.009	1.01		Algorithm converged.	0.06	16.02	0.9962	1.0000	0.99		Algorithm converged.	0.06	15.81
Nervous system disorders	Post herpetic neuralgia	Asia	140	28.3	1	0.7	139	27.9	1	0.7	0.99		Convergence criterion (GCONV=1E-8) satisfied.	0.06	16.03	0.000		Algorithm converged.	-0.020	0.020	0.99		Algorithm converged.	0.06	15.72	0.9959		1.01		Algorithm converged.	0.06	15.94
Nervous system disorders	Post herpetic neuralgia	Rest of World	57	11.5	0	0.0	59	11.8	0	0.0	NE			NE	NE	NE		NE	NE	NE	NE		NE	NE	NE	NE		NE		NE	NE	NE
Nervous system disorders	Presyncope	Western Europe/United States/Canada/Australia	298	60.2	3	1.0	300	60.2	1	0.3	3.04		Convergence criterion (GCONV=1E-8) satisfied.	0.31	29.39	0.007		Algorithm converged.	-0.006	0.020	3.02		Algorithm converged.	0.32	28.87	0.3372	0.1478	0.33		Algorithm converged.	0.03	3.17
Nervous system disorders	Presyncope	Asia	140	28.3	0	0.0	139	27.9	1	0.7		*	Quasi-complete separation of data points detected.				*	WARNING: The relative Hessian convergence criterion of 19.480043432 is greater than the limit of 0.0001. The convergence is questionable.			0.00		Algorithm converged.	0.00	NE	0.9999		>999.99		Algorithm converged.	0.00	NE
Nervous system disorders	Presyncope	Rest of World	57	11.5	0	0.0	59	11.8	1	1.7		*	Quasi-complete separation of data points detected.				*	WARNING: The relative Hessian convergence criterion of 10.540168601 is greater than the limit of 0.0001. The convergence is questionable.			0.00		Algorithm converged.	0.00	NE	0.9999		>999.99		Algorithm converged.	0.00	NE
Nervous system disorders	Restless legs syndrome	Western Europe/United States/Canada/Australia	298	60.2	1	0.3	300	60.2	2	0.7	0.50		Convergence criterion (GCONV=1E-8) satisfied.	0.05	5.56	-0.003		Algorithm converged.	-0.015	0.008	0.50		Algorithm converged.	0.05	5.52	0.5743	0.4138	1.99		Algorithm converged.	0.18	21.79
Nervous system disorders	Restless legs syndrome	Asia	140	28.3	0	0.0	139	27.9	0	0.0	NE			NE	NE	NE		NE	NE	NE	NE		NE	NE	NE	NE		NE		NE	NE	NE
Nervous system disorders	Restless legs syndrome	Rest of World	57	11.5	1	1.8	59	11.8	0	0.0		*	Quasi-complete separation of data points detected.				*	ERROR: Error in computing the link function, its derivatives, or the variance function.			NE		Algorithm converged.	NE	NE	NE		NE		Algorithm converged.	NE	NE
Nervous system disorders	Sciatica	Western Europe/United States/Canada/Australia	298	60.2	4	1.3	300	60.2	2	0.7	2.03		Convergence criterion (GCONV=1E-8) satisfied.	0.37	11.15	0.007		Algorithm converged.	-0.009	0.023	2.01		Algorithm converged.	0.37	10.91	0.4169	NE	0.50		Algorithm converged.	0.09	2.69
Nervous system disorders	Sciatica	Asia	140	28.3	0	0.0	139	27.9	0	0.0	NE			NE	NE	NE		NE	NE	NE	NE		NE	NE	NE	NE		NE		NE	NE	NE
Nervous system disorders	Sciatica	Rest of World	57	11.5	0	0.0	59	11.8	0	0.0	NE			NE	NE	NE		NE	NE	NE	NE		NE	NE	NE	NE		NE		NE	NE	NE
Nervous system disorders	Seizure	Western Europe/United States/Canada/Australia	298	60.2	0	0.0	300	60.2	2	0.7		*	Quasi-complete separation of data points detected.				*	ERROR: The mean parameter is either invalid or at a limit of its range for some observations.			0.00		Algorithm converged.	0.00	NE	0.9999	NE	>999.99		Algorithm converged.	0.00	NE
Nervous system disorders	Seizure	Asia	140	28.3	0	0.0	139	27.9	0	0.0	NE			NE	NE	NE		NE	NE	NE	NE		NE	NE	NE	NE		NE		NE	NE	NE
Nervous system disorders	Seizure	Rest of World	57	11.5	0	0.0	59	11.8	0	0.0	NE			NE	NE	NE		NE	NE	NE	NE		NE	NE	NE	NE		NE		NE	NE	NE
Nervous system disorders	Sensory disturbance	Western Europe/United States/Canada/Australia	298	60.2	0	0.0	300	60.2	0	0.0	NE			NE	NE	NE		NE	NE	NE	NE		NE	NE	NE	NE	NE	NE		NE	NE	NE
Nervous system disorders	Sensory disturbance	Asia	140	28.3	1	0.7	139	27.9	0	0.0		*	Quasi-complete separation of data points detected.				*	WARNING: Negative of Hessian not positive definite.			NE		Algorithm converged.	NE	NE	NE		NE		Algorithm converged.	NE	NE
Nervous system disorders	Sensory disturbance	Rest of World	57	11.5	0	0.0	59	11.8	0	0.0	NE			NE	NE	NE		NE	NE	NE	NE		NE	NE	NE	NE		NE		NE	NE	NE
Nervous system disorders	Speech disorder	Western Europe/United States/Canada/Australia	298	60.2	0	0.0	300	60.2	1	0.3		*	Quasi-complete separation of data points detected.				*	ERROR: The mean parameter is either invalid or at a limit of its range for some observations.			0.00		Algorithm converged.	0.00	NE	0.9999	NE	>999.99		Algorithm converged.	0.00	NE
Nervous system disorders	Speech disorder	Asia	140	28.3	0	0.0	139	27.9	0	0.0	NE			NE	NE	NE		NE	NE	NE	NE		NE	NE	NE	NE		NE		NE	NE	NE
Nervous system disorders	Speech disorder	Rest of World	57	11.5	0	0.0	59	11.8	0	0.0	NE			NE	NE	NE		NE	NE	NE	NE		NE	NE	NE	NE		NE		NE	NE	NE
Nervous system disorders	Spinal cord compression	Western Europe/United States/Canada/Australia	298	60.2	1	0.3	300	60.2	0	0.0		*	Quasi-complete separation of data points detected.				*	WARNING: The relative Hessian convergence criterion of 44.806790292 is greater than the limit of 0.0001. The convergence is questionable.			NE		Algorithm converged.	NE	NE	NE	NE	NE		Algorithm converged.	NE	NE
Nervous system disorders	Spinal cord compression	Asia	140	28.3	0	0.0	139	27.9	0	0.0	NE			NE	NE	NE		NE	NE	NE	NE		NE	NE	NE	NE		NE		NE	NE	NE
Nervous system disorders	Spinal cord compression	Rest of World	57	11.5	0	0.0	59	11.8	0	0.0	NE			NE	NE	NE		NE	NE	NE	NE		NE	NE	NE	NE		NE		NE	NE	NE
Nervous system disorders	Subdural hygroma	Western Europe/United States/Canada/Australia	298	60.2	1	0.3	300	60.2	0	0.0		*	Quasi-complete separation of data points detected.				*	WARNING: Negative of Hessian not positive definite.			NE		Algorithm converged.	NE	NE	NE	NE	NE		Algorithm converged.	NE	NE
Nervous system disorders	Subdural hygroma	Asia	140	28.3	0	0.0	139	27.9	0	0.0	NE			NE	NE	NE		NE	NE	NE	NE		NE	NE	NE	NE		NE		NE	NE	NE
Nervous system disorders	Subdural hygroma	Rest of World	57	11.5	0	0.0	59	11.8	0	0.0	NE			NE	NE	NE		NE	NE	NE	NE		NE	NE	NE	NE		NE		NE	NE	NE
Nervous system disorders	Syncope	Western Europe/United States/Canada/Australia	298	60.2	9	3.0	300	60.2	8	2.7	1.14		Convergence criterion (GCONV=1E-8) satisfied.	0.43	2.99	0.004		Algorithm converged.	-0.023	0.030	1.13		Algorithm converged.	0.44	2.90	0.7950	0.2508	0.88		Algorithm converged.	0.35	2.26
Nervous system disorders	Syncope	Asia	140	28.3	1	0.7	139	27.9	1	0.7	0.99		Convergence criterion (GCONV=1E-8) satisfied.	0.06	16.03	0.000		Algorithm converged.	-0.020	0.020	0.99		Algorithm converged.	0.06	15.72	0.9959		1.01		Algorithm converged.	0.06	15.94
Nervous system disorders	Syncope	Rest of World	57	11.5	0	0.0	59	11.8	2	3.4		*	Quasi-complete separation of data points detected.				*	WARNING: The relative Hessian convergence criterion of 6.3921098555 is greater than the limit of 0.0001. The convergence is questionable.			0.00		Algorithm converged.	0.00	NE	0.9999		>999.99		Algorithm converged.	0.00	NE
Nervous system disorders	Taste disorder	Western Europe/United States/Canada/Australia	298	60.2	11	3.7	300	60.2	8	2.7	1.40		Convergence criterion (GCONV=1E-8) satisfied.	0.55	3.53	0.010		Algorithm converged.	-0.018	0.038	1.38		Algorithm converged.	0.56	3.39	0.4772	0.4397	0.72		Algorithm converged.	0.29	1.77
Nervous system disorders	Taste disorder	Asia	140	28.3	0	0.0	139	27.9	0	0.0	NE			NE	NE	NE		NE	NE	NE	NE		NE	NE	NE	NE		NE		NE	NE	NE
Nervous system disorders	Taste disorder	Rest of World	57	11.5	0	0.0	59	11.8	1	1.7		*	Quasi-complete separation of data points detected.				*	WARNING: The relative Hessian convergence criterion of 10.540168601 is greater than the limit of 0.0001. The convergence is questionable.			0.00		Algorithm converged.	0.00	NE	0.9999		>999.99		Algorithm converged.	0.00	NE
Nervous system disorders	Transient ischaemic attack	Western Europe/United States/Canada/Australia	298	60.2	0	0.0	300	60.2	1	0.3		*	Quasi-complete separation of data points detected.				*	ERROR: The mean parameter is either invalid or at a limit of its range for some observations.			0.00		Algorithm converged.	0.00	NE	0.9999	NE	>999.99		Algorithm converged.	0.00	NE
Nervous system disorders	Transient ischaemic attack	Asia	140	28.3	0	0.0	139	27.9	0	0.0	NE			NE	NE	NE		NE	NE	NE	NE		NE	NE	NE	NE		NE		NE	NE	NE
Nervous system disorders	Transient ischaemic attack	Rest of World	57	11.5	0	0.0	59	11.8	0	0.0	NE			NE	NE	NE		NE	NE	NE	NE		NE	NE	NE	NE		NE		NE	NE	NE
Nervous system disorders	Tremor	Western Europe/United States/Canada/Australia	298	60.2	8	2.7	300	60.2	7	2.3	1.15		Convergence criterion (GCONV=1E-8) satisfied.	0.41	3.23	0.004		Algorithm converged.	-0.022	0.029	1.15		Algorithm converged.	0.42	3.13	0.7838	NE	0.87		Algorithm converged.	0.32	2.37
Nervous system disorders	Tremor	Asia	140	28.3	0	0.0	139	27.9	0	0.0	NE			NE	NE	NE		NE	NE	NE	NE		NE	NE	NE	NE		NE		NE	NE	NE
Nervous system disorders	Tremor	Rest of World	57	11.5	1	1.8	59	11.8	0	0.0		*	Quasi-complete separation of data points detected.				*	ERROR: Error in computing the link function, its derivatives, or the variance function.			NE		Algorithm converged.	NE	NE	NE		NE		Algorithm converged.	NE	NE
Nervous system disorders	VIth nerve disorder	Western Europe/United States/Canada/Australia	298	60.2	0	0.0	300	60.2	0	0.0	NE			NE	NE	NE		NE	NE	NE	NE		NE	NE	NE	NE	NE	NE		NE	NE	NE
Nervous system disorders	VIth nerve disorder	Asia	140	28.3	0	0.0	139	27.9	2	1.4		*	Quasi-complete separation of data points detected.				*	WARNING: The relative Hessian convergence criterion of 12.308584961 is greater than the limit of 0.0001. The convergence is questionable.			0.00		Algorithm converged.	0.00	NE	0.9999		>999.99		Algorithm converged.	0.00	NE
Nervous system disorders	VIth nerve disorder	Rest of World	57	11.5	0	0.0	59	11.8	0	0.0	NE			NE	NE	NE		NE	NE	NE	NE		NE	NE	NE	NE		NE		NE	NE	NE
Psychiatric disorders		Western Europe/United States/Canada/Australia	298	60.2	62	20.8	300	60.2	61	20.3	1.03		Convergence criterion (GCONV=1E-8) satisfied.	0.69	1.53	0.005		Algorithm converged.	-0.060	0.070	1.02		Algorithm converged.	0.75	1.40	0.8865	0.2739	0.98		Algorithm converged.	0.71	1.34
Psychiatric disorders		Asia	140	28.3	18	12.9	139	27.9	13	9.4	1.43		Convergence criterion (GCONV=1E-8) satisfied.	0.67	3.04	0.035		Algorithm converged.	-0.039	0.109	1.37		Algorithm converged.	0.70	2.70	0.3545		0.73		Algorithm converged.	0.37	1.43
Psychiatric disorders		Rest of World	57	11.5	6	10.5	59	11.8	2	3.4	3.35		Convergence criterion (GCONV=1E-8) satisfied.	0.65	17.36	0.071		Algorithm converged.	-0.021	0.163	3.11		Algorithm converged.	0.65	14.75	0.1541		0.32		Algorithm converged.	0.07	1.53
Psychiatric disorders	Adjustment disorder	Western Europe/United States/Canada/Australia	298	60.2	1	0.3	300	60.2	1	0.3	1.01		Convergence criterion (GCONV=1E-8) satisfied.	0.06	16.17	0.000		Algorithm converged.	-0.009	0.009	1.01		Algorithm converged.	0.06	16.02	0.9962	1.0000	0.99		Algorithm converged.	0.06	15.81
Psychiatric disorders	Adjustment disorder	Asia	140	28.3	0	0.0	139	27.9	0	0.0	NE			NE	NE	NE		NE	NE	NE	NE		NE	NE	NE	NE		NE		NE	NE	NE
Psychiatric disorders	Adjustment disorder	Rest of World	57	11.5	0	0.0	59	11.8	0	0.0	NE			NE	NE	NE		NE	NE	NE	NE		NE	NE	NE	NE		NE		NE	NE	NE
Psychiatric disorders	Adjustment disorder with anxiety	Western Europe/United States/Canada/Australia	298	60.2	1	0.3	300	60.2	0	0.0		*	Quasi-complete separation of data points detected.				*	WARNING: Negative of Hessian not positive definite.			NE		Algorithm converged.	NE	NE	NE	NE	NE		Algorithm converged.	NE	NE
Psychiatric disorders	Adjustment disorder with anxiety	Asia	140	28.3	0	0.0	139	27.9	0	0.0	NE			NE	NE	NE		NE	NE	NE	NE		NE	NE	NE	NE		NE		NE	NE	NE
Psychiatric disorders	Adjustment disorder with anxiety	Rest of World	57	11.5	0	0.0	59	11.8	0	0.0	NE			NE	NE	NE		NE	NE	NE	NE		NE	NE	NE	NE		NE		NE	NE	NE
Psychiatric disorders	Affect lability	Western Europe/United States/Canada/Australia	298	60.2	0	0.0	300	60.2	1	0.3		*	Quasi-complete separation of data points detected.				*	ERROR: The mean parameter is either invalid or at a limit of its range for some observations.			0.00		Algorithm converged.	0.00	NE	0.9999	NE	>999.99		Algorithm converged.	0.00	NE
Psychiatric disorders	Affect lability	Asia	140	28.3	0	0.0	139	27.9	0	0.0	NE			NE	NE	NE		NE	NE	NE	NE		NE	NE	NE	NE		NE		NE	NE	NE
Psychiatric disorders	Affect lability	Rest of World	57	11.5	0	0.0	59	11.8	0	0.0	NE			NE	NE	NE		NE	NE	NE	NE		NE	NE	NE	NE		NE		NE	NE	NE
Psychiatric disorders	Agitation	Western Europe/United States/Canada/Australia	298	60.2	3	1.0	300	60.2	3	1.0	1.01		Convergence criterion (GCONV=1E-8) satisfied.	0.20	5.03	0.000		Algorithm converged.	-0.016	0.016	1.01		Algorithm converged.	0.20	4.95	0.9934	NE	0.99		Algorithm converged.	0.20	4.88
Psychiatric disorders	Agitation	Asia	140	28.3	2	1.4	139	27.9	0	0.0		*	Quasi-complete separation of data points detected.				*	ERROR: Error in computing the link function, its derivatives, or the variance function.			NE		Algorithm converged.	NE	NE	NE		NE		Algorithm converged.	NE	NE
Psychiatric disorders	Agitation	Rest of World	57	11.5	0	0.0	59	11.8	0	0.0	NE			NE	NE	NE		NE	NE	NE	NE		NE	NE	NE	NE		NE		NE	NE	NE
Psychiatric disorders	Agoraphobia	Western Europe/United States/Canada/Australia	298	60.2	1	0.3	300	60.2	0	0.0		*	Quasi-complete separation of data points detected.				*	WARNING: The relative Hessian convergence criterion of 44.806790292 is greater than the limit of 0.0001. The convergence is questionable.			NE		Algorithm converged.	NE	NE	NE	NE	NE		Algorithm converged.	NE	NE
Psychiatric disorders	Agoraphobia	Asia	140	28.3	0	0.0	139	27.9	0	0.0	NE			NE	NE	NE		NE	NE	NE	NE		NE	NE	NE	NE		NE		NE	NE	NE
Psychiatric disorders	Agoraphobia	Rest of World	57	11.5	0	0.0	59	11.8	0	0.0	NE			NE	NE	NE		NE	NE	NE	NE		NE	NE	NE	NE		NE		NE	NE	NE
Psychiatric disorders	Anxiety	Western Europe/United States/Canada/Australia	298	60.2	14	4.7	300	60.2	15	5.0	0.94		Convergence criterion (GCONV=1E-8) satisfied.	0.44	1.98	-0.003		Algorithm converged.	-0.037	0.031	0.94		Algorithm converged.	0.46	1.91	0.8635	0.8130	1.06		Algorithm converged.	0.52	2.17
Psychiatric disorders	Anxiety	Asia	140	28.3	0	0.0	139	27.9	0	0.0	NE			NE	NE	NE		NE	NE	NE	NE		NE	NE	NE	NE		NE		NE	NE	NE
Psychiatric disorders	Anxiety	Rest of World	57	11.5	2	3.5	59	11.8	1	1.7	2.11		Convergence criterion (GCONV=1E-8) satisfied.	0.19	23.92	0.018		Algorithm converged.	-0.040	0.076	2.07		Algorithm converged.	0.19	22.21	0.5478		0.48		Algorithm converged.	0.05	5.18
Psychiatric disorders	Confusional state	Western Europe/United States/Canada/Australia	298	60.2	5	1.7	300	60.2	3	1.0	1.69		Convergence criterion (GCONV=1E-8) satisfied.	0.40	7.13	0.007		Algorithm converged.	-0.012	0.025	1.68		Algorithm converged.	0.40	6.96	0.4758	NE	0.60		Algorithm converged.	0.14	2.47
Psychiatric disorders	Confusional state	Asia	140	28.3	0	0.0	139	27.9	0	0.0	NE			NE	NE	NE		NE	NE	NE	NE		NE	NE	NE	NE		NE		NE	NE	NE
Psychiatric disorders	Confusional state	Rest of World	57	11.5	0	0.0	59	11.8	0	0.0	NE			NE	NE	NE		NE	NE	NE	NE		NE	NE	NE	NE		NE		NE	NE	NE
Psychiatric disorders	Delirium	Western Europe/United States/Canada/Australia	298	60.2	0	0.0	300	60.2	0	0.0	NE			NE	NE	NE		NE	NE	NE	NE		NE	NE	NE	NE	NE	NE		NE	NE	NE
Psychiatric disorders	Delirium	Asia	140	28.3	1	0.7	139	27.9	1	0.7	0.99		Convergence criterion (GCONV=1E-8) satisfied.	0.06	16.03	0.000		Algorithm converged.	-0.020	0.020	0.99		Algorithm converged.	0.06	15.72	0.9959		1.01		Algorithm converged.	0.06	15.94
Psychiatric disorders	Delirium	Rest of World	57	11.5	0	0.0	59	11.8	0	0.0	NE			NE	NE	NE		NE	NE	NE	NE		NE	NE	NE	NE		NE		NE	NE	NE
Psychiatric disorders	Depression	Western Europe/United States/Canada/Australia	298	60.2	7	2.3	300	60.2	6	2.0	1.18		Convergence criterion (GCONV=1E-8) satisfied.	0.39	3.55	0.003		Algorithm converged.	-0.020	0.027	1.17		Algorithm converged.	0.40	3.45	0.7701	NE	0.85		Algorithm converged.	0.29	2.50
Psychiatric disorders	Depression	Asia	140	28.3	0	0.0	139	27.9	0	0.0	NE			NE	NE	NE		NE	NE	NE	NE		NE	NE	NE	NE		NE		NE	NE	NE
Psychiatric disorders	Depression	Rest of World	57	11.5	1	1.8	59	11.8	0	0.0		*	Quasi-complete separation of data points detected.				*	WARNING: The relative Hessian convergence criterion of 10.998844964 is greater than the limit of 0.0001. The convergence is questionable.			NE		Algorithm converged.	NE	NE	NE		NE		Algorithm converged.	NE	NE
Psychiatric disorders	Disorientation	Western Europe/United States/Canada/Australia	298	60.2	2	0.7	300	60.2	0	0.0		*	Quasi-complete separation of data points detected.				*	WARNING: Negative of Hessian not positive definite.			NE		Algorithm converged.	NE	NE	NE	NE	NE		Algorithm converged.	NE	NE
Psychiatric disorders	Disorientation	Asia	140	28.3	0	0.0	139	27.9	0	0.0	NE			NE	NE	NE		NE	NE	NE	NE		NE	NE	NE	NE		NE		NE	NE	NE
Psychiatric disorders	Disorientation	Rest of World	57	11.5	0	0.0	59	11.8	0	0.0	NE			NE	NE	NE		NE	NE	NE	NE		NE	NE	NE	NE		NE		NE	NE	NE
Psychiatric disorders	Emotional distress	Western Europe/United States/Canada/Australia	298	60.2	0	0.0	300	60.2	1	0.3		*	Quasi-complete separation of data points detected.				*	ERROR: The mean parameter is either invalid or at a limit of its range for some observations.			0.00		Algorithm converged.	0.00	NE	0.9999	NE	>999.99		Algorithm converged.	0.00	NE
Psychiatric disorders	Emotional distress	Asia	140	28.3	0	0.0	139	27.9	0	0.0	NE			NE	NE	NE		NE	NE	NE	NE		NE	NE	NE	NE		NE		NE	NE	NE
Psychiatric disorders	Emotional distress	Rest of World	57	11.5	0	0.0	59	11.8	0	0.0	NE			NE	NE	NE		NE	NE	NE	NE		NE	NE	NE	NE		NE		NE	NE	NE
Psychiatric disorders	Insomnia	Western Europe/United States/Canada/Australia	298	60.2	30	10.1	300	60.2	35	11.7	0.85		Convergence criterion (GCONV=1E-8) satisfied.	0.51	1.42	-0.016		Algorithm converged.	-0.066	0.034	0.86		Algorithm converged.	0.54	1.37	0.5303	0.2374	1.16		Algorithm converged.	0.73	1.84
Psychiatric disorders	Insomnia	Asia	140	28.3	14	10.0	139	27.9	11	7.9	1.29		Convergence criterion (GCONV=1E-8) satisfied.	0.57	2.96	0.021		Algorithm converged.	-0.046	0.088	1.26		Algorithm converged.	0.59	2.69	0.5430		0.79		Algorithm converged.	0.37	1.68
Psychiatric disorders	Insomnia	Rest of World	57	11.5	4	7.0	59	11.8	1	1.7	4.38		Convergence criterion (GCONV=1E-8) satisfied.	0.47	40.41	0.053		Algorithm converged.	-0.021	0.127	4.14		Algorithm converged.	0.48	35.93	0.1975		0.24		Algorithm converged.	0.03	2.10
Psychiatric disorders	Irritability	Western Europe/United States/Canada/Australia	298	60.2	2	0.7	300	60.2	2	0.7	1.01		Convergence criterion (GCONV=1E-8) satisfied.	0.14	7.19	0.000		Algorithm converged.	-0.013	0.013	1.01		Algorithm converged.	0.14	7.10	0.9946	NE	0.99		Algorithm converged.	0.14	7.01
Psychiatric disorders	Irritability	Asia	140	28.3	0	0.0	139	27.9	0	0.0	NE			NE	NE	NE		NE	NE	NE	NE		NE	NE	NE	NE		NE		NE	NE	NE
Psychiatric disorders	Irritability	Rest of World	57	11.5	1	1.8	59	11.8	0	0.0		*	Quasi-complete separation of data points detected.				*	ERROR: Error in computing the link function, its derivatives, or the variance function.			NE		Algorithm converged.	NE	NE	NE		NE		Algorithm converged.	NE	NE
Psychiatric disorders	Libido decreased	Western Europe/United States/Canada/Australia	298	60.2	1	0.3	300	60.2	0	0.0		*	Quasi-complete separation of data points detected.				*	WARNING: Negative of Hessian not positive definite.			NE		Algorithm converged.	NE	NE	NE	NE	NE		Algorithm converged.	NE	NE
Psychiatric disorders	Libido decreased	Asia	140	28.3	0	0.0	139	27.9	0	0.0	NE			NE	NE	NE		NE	NE	NE	NE		NE	NE	NE	NE		NE		NE	NE	NE
Psychiatric disorders	Libido decreased	Rest of World	57	11.5	0	0.0	59	11.8	0	0.0	NE			NE	NE	NE		NE	NE	NE	NE		NE	NE	NE	NE		NE		NE	NE	NE

Psychiatric disorders	Mental disorder	Western Europe/United States/Canada/Australia	298	60.2	1	0.3	300	60.2	0	0.0		*	Quasi-complete separation of data points detected.				*	WARNING: Negative of Hessian not positive definite.			NE		Algorithm converged.	NE	NE	NE	NE	NE		Algorithm converged.	NE	NE
Psychiatric disorders	Mental disorder	Asia	140	28.3	0	0.0	139	27.9	0	0.0	NE			NE	NE	NE		NE	NE	NE	NE		NE	NE	NE	NE		NE		NE	NE	NE
Psychiatric disorders	Mental disorder	Rest of World	57	11.5	0	0.0	59	11.8	0	0.0	NE			NE	NE	NE		NE	NE	NE	NE		NE	NE	NE	NE		NE		NE	NE	NE
Psychiatric disorders	Mental status changes	Western Europe/United States/Canada/Australia	298	60.2	2	0.7	300	60.2	0	0.0		*	Quasi-complete separation of data points detected.				*	WARNING: Negative of Hessian not positive definite.			NE		Algorithm converged.	NE	NE	NE	NE	NE		Algorithm converged.	NE	NE
Psychiatric disorders	Mental status changes	Asia	140	28.3	0	0.0	139	27.9	0	0.0	NE			NE	NE	NE		NE	NE	NE	NE		NE	NE	NE	NE		NE		NE	NE	NE
Psychiatric disorders	Mental status changes	Rest of World	57	11.5	0	0.0	59	11.8	0	0.0	NE			NE	NE	NE		NE	NE	NE	NE		NE	NE	NE	NE		NE		NE	NE	NE
Psychiatric disorders	Mixed anxiety and depressive disorder	Western Europe/United States/Canada/Australia	298	60.2	0	0.0	300	60.2	1	0.3		*	Quasi-complete separation of data points detected.				*	ERROR: The mean parameter is either invalid or at a limit of its range for some observations.			0.00		Algorithm converged.	0.00	NE	0.9999	NE	>999.99		Algorithm converged.	0.00	NE
Psychiatric disorders	Mixed anxiety and depressive disorder	Asia	140	28.3	0	0.0	139	27.9	0	0.0	NE			NE	NE	NE		NE	NE	NE	NE		NE	NE	NE	NE		NE		NE	NE	NE
Psychiatric disorders	Mixed anxiety and depressive disorder	Rest of World	57	11.5	1	1.8	59	11.8	0	0.0		*	Quasi-complete separation of data points detected.				*	ERROR: Error in computing the link function, its derivatives, or the variance function.			NE		Algorithm converged.	NE	NE	NE		NE		Algorithm converged.	NE	NE
Psychiatric disorders	Mood altered	Western Europe/United States/Canada/Australia	298	60.2	2	0.7	300	60.2	0	0.0		*	Quasi-complete separation of data points detected.				*	WARNING: Negative of Hessian not positive definite.			NE		Algorithm converged.	NE	NE	NE	NE	NE		Algorithm converged.	NE	NE
Psychiatric disorders	Mood altered	Asia	140	28.3	0	0.0	139	27.9	0	0.0	NE			NE	NE	NE		NE	NE	NE	NE		NE	NE	NE	NE		NE		NE	NE	NE
Psychiatric disorders	Mood altered	Rest of World	57	11.5	0	0.0	59	11.8	0	0.0	NE			NE	NE	NE		NE	NE	NE	NE		NE	NE	NE	NE		NE		NE	NE	NE
Psychiatric disorders	Mood swings	Western Europe/United States/Canada/Australia	298	60.2	0	0.0	300	60.2	1	0.3		*	Quasi-complete separation of data points detected.				*	ERROR: The mean parameter is either invalid or at a limit of its range for some observations.			0.00		Algorithm converged.	0.00	NE	0.9999	NE	>999.99		Algorithm converged.	0.00	NE
Psychiatric disorders	Mood swings	Asia	140	28.3	0	0.0	139	27.9	0	0.0	NE			NE	NE	NE		NE	NE	NE	NE		NE	NE	NE	NE		NE		NE	NE	NE
Psychiatric disorders	Mood swings	Rest of World	57	11.5	0	0.0	59	11.8	0	0.0	NE			NE	NE	NE		NE	NE	NE	NE		NE	NE	NE	NE		NE		NE	NE	NE
Psychiatric disorders	Panic disorder	Western Europe/United States/Canada/Australia	298	60.2	0	0.0	300	60.2	0	0.0	NE			NE	NE	NE		NE	NE	NE	NE		NE	NE	NE	NE	NE	NE		NE	NE	NE
Psychiatric disorders	Panic disorder	Asia	140	28.3	0	0.0	139	27.9	1	0.7		*	Quasi-complete separation of data points detected.				*	WARNING: The relative Hessian convergence criterion of 19.480043432 is greater than the limit of 0.0001. The convergence is questionable.			0.00		Algorithm converged.	0.00	NE	0.9999		>999.99		Algorithm converged.	0.00	NE
Psychiatric disorders	Panic disorder	Rest of World	57	11.5	0	0.0	59	11.8	0	0.0	NE			NE	NE	NE		NE	NE	NE	NE		NE	NE	NE	NE		NE		NE	NE	NE
Psychiatric disorders	Personality change	Western Europe/United States/Canada/Australia	298	60.2	1	0.3	300	60.2	0	0.0		*	Quasi-complete separation of data points detected.				*	WARNING: Negative of Hessian not positive definite.			NE		Algorithm converged.	NE	NE	NE	NE	NE		Algorithm converged.	NE	NE
Psychiatric disorders	Personality change	Asia	140	28.3	0	0.0	139	27.9	0	0.0	NE			NE	NE	NE		NE	NE	NE	NE		NE	NE	NE	NE		NE		NE	NE	NE
Psychiatric disorders	Personality change	Rest of World	57	11.5	0	0.0	59	11.8	0	0.0	NE			NE	NE	NE		NE	NE	NE	NE		NE	NE	NE	NE		NE		NE	NE	NE
Psychiatric disorders	Poor quality sleep	Western Europe/United States/Canada/Australia	298	60.2	0	0.0	300	60.2	0	0.0	NE			NE	NE	NE		NE	NE	NE	NE		NE	NE	NE	NE	NE	NE		NE	NE	NE
Psychiatric disorders	Poor quality sleep	Asia	140	28.3	1	0.7	139	27.9	0	0.0		*	Quasi-complete separation of data points detected.				*	WARNING: Negative of Hessian not positive definite.			NE		Algorithm converged.	NE	NE	NE		NE		Algorithm converged.	NE	NE
Psychiatric disorders	Poor quality sleep	Rest of World	57	11.5	0	0.0	59	11.8	0	0.0	NE			NE	NE	NE		NE	NE	NE	NE		NE	NE	NE	NE		NE		NE	NE	NE
Psychiatric disorders	Restlessness	Western Europe/United States/Canada/Australia	298	60.2	0	0.0	300	60.2	1	0.3		*	Quasi-complete separation of data points detected.				*	ERROR: The mean parameter is either invalid or at a limit of its range for some observations.			0.00		Algorithm converged.	0.00	NE	0.9999	NE	>999.99		Algorithm converged.	0.00	NE
Psychiatric disorders	Restlessness	Asia	140	28.3	0	0.0	139	27.9	0	0.0	NE			NE	NE	NE		NE	NE	NE	NE		NE	NE	NE	NE		NE		NE	NE	NE
Psychiatric disorders	Restlessness	Rest of World	57	11.5	0	0.0	59	11.8	0	0.0	NE			NE	NE	NE		NE	NE	NE	NE		NE	NE	NE	NE		NE		NE	NE	NE
Psychiatric disorders	Sleep disorder	Western Europe/United States/Canada/Australia	298	60.2	2	0.7	300	60.2	4	1.3	0.50		Convergence criterion (GCONV=1E-8) satisfied.	0.09	2.75	-0.007		Algorithm converged.	-0.023	0.009	0.50		Algorithm converged.	0.09	2.73	0.4259	NE	1.99		Algorithm converged.	0.37	10.76
Psychiatric disorders	Sleep disorder	Asia	140	28.3	0	0.0	139	27.9	0	0.0	NE			NE	NE	NE		NE	NE	NE	NE		NE	NE	NE	NE		NE		NE	NE	NE
Psychiatric disorders	Sleep disorder	Rest of World	57	11.5	0	0.0	59	11.8	0	0.0	NE			NE	NE	NE		NE	NE	NE	NE		NE	NE	NE	NE		NE		NE	NE	NE
Psychiatric disorders	Stress	Western Europe/United States/Canada/Australia	298	60.2	1	0.3	300	60.2	0	0.0		*	Quasi-complete separation of data points detected.				*	WARNING: Negative of Hessian not positive definite.			NE		Algorithm converged.	NE	NE	NE	NE	NE		Algorithm converged.	NE	NE
Psychiatric disorders	Stress	Asia	140	28.3	0	0.0	139	27.9	0	0.0	NE			NE	NE	NE		NE	NE	NE	NE		NE	NE	NE	NE		NE		NE	NE	NE
Psychiatric disorders	Stress	Rest of World	57	11.5	0	0.0	59	11.8	0	0.0	NE			NE	NE	NE		NE	NE	NE	NE		NE	NE	NE	NE		NE		NE	NE	NE
Psychiatric disorders	Suicidal ideation	Western Europe/United States/Canada/Australia	298	60.2	1	0.3	300	60.2	0	0.0		*	Quasi-complete separation of data points detected.				*	WARNING: Negative of Hessian not positive definite.			NE		Algorithm converged.	NE	NE	NE	NE	NE		Algorithm converged.	NE	NE
Psychiatric disorders	Suicidal ideation	Asia	140	28.3	0	0.0	139	27.9	0	0.0	NE			NE	NE	NE		NE	NE	NE	NE		NE	NE	NE	NE		NE		NE	NE	NE
Psychiatric disorders	Suicidal ideation	Rest of World	57	11.5	0	0.0	59	11.8	0	0.0	NE			NE	NE	NE		NE	NE	NE	NE		NE	NE	NE	NE		NE		NE	NE	NE
Renal and urinary disorders		Western Europe/United States/Canada/Australia	298	60.2	43	14.4	300	60.2	31	10.3	1.46		Convergence criterion (GCONV=1E-8) satisfied.	0.89	2.39	0.041		Algorithm converged.	-0.012	0.094	1.40		Algorithm converged.	0.91	2.15	0.1308	0.1248	0.72		Algorithm converged.	0.46	1.10
Renal and urinary disorders		Asia	140	28.3	4	2.9	139	27.9	7	5.0	0.55		Convergence criterion (GCONV=1E-8) satisfied.	0.16	1.94	-0.022		Algorithm converged.	-0.067	0.024	0.57		Algorithm converged.	0.17	1.89	0.3569		1.76		Algorithm converged.	0.53	5.89
Renal and urinary disorders		Rest of World	57	11.5	5	8.8	59	11.8	1	1.7	5.58		Convergence criterion (GCONV=1E-8) satisfied.	0.63	49.31	0.071		Algorithm converged.	-0.010	0.151	5.18		Algorithm converged.	0.62	42.94	0.1278		0.19		Algorithm converged.	0.02	1.60
Renal and urinary disorders	Acute kidney injury	Western Europe/United States/Canada/Australia	298	60.2	9	3.0	300	60.2	2	0.7	4.64		Convergence criterion (GCONV=1E-8) satisfied.	0.99	21.66	0.024		Algorithm converged.	0.002	0.045	4.53		Algorithm converged.	0.99	20.79	0.0520	0.1237	0.22		Algorithm converged.	0.05	1.01
Renal and urinary disorders	Acute kidney injury	Asia	140	28.3	0	0.0	139	27.9	1	0.7		*	Quasi-complete separation of data points detected.				*	WARNING: The relative Hessian convergence criterion of 19.480043432 is greater than the limit of 0.0001. The convergence is questionable.			0.00		Algorithm converged.	0.00	NE	0.9999		>999.99		Algorithm converged.	0.00	NE
Renal and urinary disorders	Acute kidney injury	Rest of World	57	11.5	2	3.5	59	11.8	0	0.0		*	Quasi-complete separation of data points detected.				*	WARNING: The relative Hessian convergence criterion of 6.6720380574 is greater than the limit of 0.0001. The convergence is questionable.			NE		Algorithm converged.	NE	NE	NE		NE		Algorithm converged.	NE	NE
Renal and urinary disorders	Atonic urinary bladder	Western Europe/United States/Canada/Australia	298	60.2	1	0.3	300	60.2	0	0.0		*	Quasi-complete separation of data points detected.				*	WARNING: The relative Hessian convergence criterion of 44.806790292 is greater than the limit of 0.0001. The convergence is questionable.			NE		Algorithm converged.	NE	NE	NE	NE	NE		Algorithm converged.	NE	NE
Renal and urinary disorders	Atonic urinary bladder	Asia	140	28.3	0	0.0	139	27.9	0	0.0	NE			NE	NE	NE		NE	NE	NE	NE		NE	NE	NE	NE		NE		NE	NE	NE
Renal and urinary disorders	Atonic urinary bladder	Rest of World	57	11.5	0	0.0	59	11.8	0	0.0	NE			NE	NE	NE		NE	NE	NE	NE		NE	NE	NE	NE		NE		NE	NE	NE
Renal and urinary disorders	Bladder spasm	Western Europe/United States/Canada/Australia	298	60.2	1	0.3	300	60.2	0	0.0		*	Quasi-complete separation of data points detected.				*	WARNING: Negative of Hessian not positive definite.			NE		Algorithm converged.	NE	NE	NE	NE	NE		Algorithm converged.	NE	NE
Renal and urinary disorders	Bladder spasm	Asia	140	28.3	0	0.0	139	27.9	0	0.0	NE			NE	NE	NE		NE	NE	NE	NE		NE	NE	NE	NE		NE		NE	NE	NE
Renal and urinary disorders	Bladder spasm	Rest of World	57	11.5	0	0.0	59	11.8	0	0.0	NE			NE	NE	NE		NE	NE	NE	NE		NE	NE	NE	NE		NE		NE	NE	NE
Renal and urinary disorders	Chromaturia	Western Europe/United States/Canada/Australia	298	60.2	1	0.3	300	60.2	0	0.0		*	Quasi-complete separation of data points detected.				*	WARNING: The relative Hessian convergence criterion of 44.806790292 is greater than the limit of 0.0001. The convergence is questionable.			NE		Algorithm converged.	NE	NE	NE	NE	NE		Algorithm converged.	NE	NE
Renal and urinary disorders	Chromaturia	Asia	140	28.3	0	0.0	139	27.9	0	0.0	NE			NE	NE	NE		NE	NE	NE	NE		NE	NE	NE	NE		NE		NE	NE	NE
Renal and urinary disorders	Chromaturia	Rest of World	57	11.5	0	0.0	59	11.8	0	0.0	NE			NE	NE	NE		NE	NE	NE	NE		NE	NE	NE	NE		NE		NE	NE	NE
Renal and urinary disorders	Chronic kidney disease	Western Europe/United States/Canada/Australia	298	60.2	1	0.3	300	60.2	1	0.3	1.01		Convergence criterion (GCONV=1E-8) satisfied.	0.06	16.17	0.000		Algorithm converged.	-0.009	0.009	1.01		Algorithm converged.	0.06	16.02	0.9962	NE	0.99		Algorithm converged.	0.06	15.81
Renal and urinary disorders	Chronic kidney disease	Asia	140	28.3	1	0.7	139	27.9	0	0.0		*	Quasi-complete separation of data points detected.				*	WARNING: Negative of Hessian not positive definite.			NE		Algorithm converged.	NE	NE	NE		NE		Algorithm converged.	NE	NE
Renal and urinary disorders	Chronic kidney disease	Rest of World	57	11.5	0	0.0	59	11.8	0	0.0	NE			NE	NE	NE		NE	NE	NE	NE		NE	NE	NE	NE		NE		NE	NE	NE
Renal and urinary disorders	Cystitis haemorrhagic	Western Europe/United States/Canada/Australia	298	60.2	0	0.0	300	60.2	0	0.0	NE			NE	NE	NE		NE	NE	NE	NE		NE	NE	NE	NE	NE	NE		NE	NE	NE
Renal and urinary disorders	Cystitis haemorrhagic	Asia	140	28.3	0	0.0	139	27.9	1	0.7		*	Quasi-complete separation of data points detected.				*	WARNING: The relative Hessian convergence criterion of 19.480043296 is greater than the limit of 0.0001. The convergence is questionable.			0.00		Algorithm converged.	0.00	NE	0.9999		>999.99		Algorithm converged.	0.00	NE
Renal and urinary disorders	Cystitis haemorrhagic	Rest of World	57	11.5	0	0.0	59	11.8	0	0.0	NE			NE	NE	NE		NE	NE	NE	NE		NE	NE	NE	NE		NE		NE	NE	NE
Renal and urinary disorders	Cystitis noninfective	Western Europe/United States/Canada/Australia	298	60.2	1	0.3	300	60.2	1	0.3	1.01		Convergence criterion (GCONV=1E-8) satisfied.	0.06	16.17	0.000		Algorithm converged.	-0.009	0.009	1.01		Algorithm converged.	0.06	16.02	0.9962	1.0000	0.99		Algorithm converged.	0.06	15.81
Renal and urinary disorders	Cystitis noninfective	Asia	140	28.3	0	0.0	139	27.9	0	0.0	NE			NE	NE	NE		NE	NE	NE	NE		NE	NE	NE	NE		NE		NE	NE	NE
Renal and urinary disorders	Cystitis noninfective	Rest of World	57	11.5	0	0.0	59	11.8	0	0.0	NE			NE	NE	NE		NE	NE	NE	NE		NE	NE	NE	NE		NE		NE	NE	NE
Renal and urinary disorders	Dysuria	Western Europe/United States/Canada/Australia	298	60.2	12	4.0	300	60.2	8	2.7	1.53		Convergence criterion (GCONV=1E-8) satisfied.	0.62	3.80	0.014		Algorithm converged.	-0.015	0.042	1.51		Algorithm converged.	0.63	3.64	0.3587	0.9240	0.66		Algorithm converged.	0.27	1.60
Renal and urinary disorders	Dysuria	Asia	140	28.3	1	0.7	139	27.9	1	0.7	0.99		Convergence criterion (GCONV=1E-8) satisfied.	0.06	16.03	0.000		Algorithm converged.	-0.020	0.020	0.99		Algorithm converged.	0.06	15.72	0.9959		1.01		Algorithm converged.	0.06	15.94
Renal and urinary disorders	Dysuria	Rest of World	57	11.5	2	3.5	59	11.8	1	1.7	2.11		Convergence criterion (GCONV=1E-8) satisfied.	0.19	23.92	0.018		Algorithm converged.	-0.040	0.076	2.07		Algorithm converged.	0.19	22.21	0.5478		0.48		Algorithm converged.	0.05	5.18
Renal and urinary disorders	Haematuria	Western Europe/United States/Canada/Australia	298	60.2	4	1.3	300	60.2	3	1.0	1.35		Convergence criterion (GCONV=1E-8) satisfied.	0.30	6.07	0.003		Algorithm converged.	-0.014	0.021	1.34		Algorithm converged.	0.30	5.95	0.6983	NE	0.75		Algorithm converged.	0.17	3.30
Renal and urinary disorders	Haematuria	Asia	140	28.3	0	0.0	139	27.9	1	0.7		*	Quasi-complete separation of data points detected.				*	WARNING: The relative Hessian convergence criterion of 19.480043228 is greater than the limit of 0.0001. The convergence is questionable.			0.00		Algorithm converged.	0.00	NE	0.9999		>999.99		Algorithm converged.	0.00	NE
Renal and urinary disorders	Haematuria	Rest of World	57	11.5	0	0.0	59	11.8	0	0.0	NE			NE	NE	NE		NE	NE	NE	NE		NE	NE	NE	NE		NE		NE	NE	NE
Renal and urinary disorders	Hydronephrosis	Western Europe/United States/Canada/Australia	298	60.2	1	0.3	300	60.2	0	0.0		*	Quasi-complete separation of data points detected.				*	WARNING: Negative of Hessian not positive definite.			NE		Algorithm converged.	NE	NE	NE	NE	NE		Algorithm converged.	NE	NE
Renal and urinary disorders	Hydronephrosis	Asia	140	28.3	0	0.0	139	27.9	0	0.0	NE			NE	NE	NE		NE	NE	NE	NE		NE	NE	NE	NE		NE		NE	NE	NE
Renal and urinary disorders	Hydronephrosis	Rest of World	57	11.5	0	0.0	59	11.8	0	0.0	NE			NE	NE	NE		NE	NE	NE	NE		NE	NE	NE	NE		NE		NE	NE	NE
Renal and urinary disorders	Micturition urgency	Western Europe/United States/Canada/Australia	298	60.2	5	1.7	300	60.2	1	0.3	5.10		Convergence criterion (GCONV=1E-8) satisfied.	0.59	43.94	0.013		Algorithm converged.	-0.003	0.029	5.03		Algorithm converged.	0.59	42.83	0.1390	NE	0.20		Algorithm converged.	0.02	1.69
Renal and urinary disorders	Micturition urgency	Asia	140	28.3	0	0.0	139	27.9	0	0.0	NE			NE	NE	NE		NE	NE	NE	NE		NE	NE	NE	NE		NE		NE	NE	NE
Renal and urinary disorders	Micturition urgency	Rest of World	57	11.5	0	0.0	59	11.8	0	0.0	NE			NE	NE	NE		NE	NE	NE	NE		NE	NE	NE	NE		NE		NE	NE	NE
Renal and urinary disorders	Nephrolithiasis	Western Europe/United States/Canada/Australia	298	60.2	1	0.3	300	60.2	0	0.0		*	Quasi-complete separation of data points detected.				*	WARNING: Negative of Hessian not positive definite.			NE		Algorithm converged.	NE	NE	NE	NE	NE		Algorithm converged.	NE	NE
Renal and urinary disorders	Nephrolithiasis	Asia	140	28.3	0	0.0	139	27.9	0	0.0	NE			NE	NE	NE		NE	NE	NE	NE		NE	NE	NE	NE		NE		NE	NE	NE
Renal and urinary disorders	Nephrolithiasis	Rest of World	57	11.5	0	0.0	59	11.8	0	0.0	NE			NE	NE	NE		NE	NE	NE	NE		NE	NE	NE	NE		NE		NE	NE	NE
Renal and urinary disorders	Nocturia	Western Europe/United States/Canada/Australia	298	60.2	3	1.0	300	60.2	3	1.0	1.01		Convergence criterion (GCONV=1E-8) satisfied.	0.20	5.03	0.000		Algorithm converged.	-0.016	0.016	1.01		Algorithm converged.	0.20	4.95	0.9934	NE	0.99		Algorithm converged.	0.20	4.88
Renal and urinary disorders	Nocturia	Asia	140	28.3	0	0.0	139	27.9	0	0.0	NE			NE	NE	NE		NE	NE	NE	NE		NE	NE	NE	NE		NE		NE	NE	NE
Renal and urinary disorders	Nocturia	Rest of World	57	11.5	0	0.0	59	11.8	0	0.0	NE			NE	NE	NE		NE	NE	NE	NE		NE	NE	NE	NE		NE		NE	NE	NE
Renal and urinary disorders	Oliguria	Western Europe/United States/Canada/Australia	298	60.2	0	0.0	300	60.2	0	0.0	NE			NE	NE	NE		NE	NE	NE	NE		NE	NE	NE	NE	NE	NE		NE	NE	NE
Renal and urinary disorders	Oliguria	Asia	140	28.3	1	0.7	139	27.9	1	0.7	0.99		Convergence criterion (GCONV=1E-8) satisfied.	0.06	16.03	0.000		Algorithm converged.	-0.020	0.020	0.99		Algorithm converged.	0.06	15.72	0.9959		1.01		Algorithm converged.	0.06	15.94
Renal and urinary disorders	Oliguria	Rest of World	57	11.5	0	0.0	59	11.8	0	0.0	NE			NE	NE	NE		NE	NE	NE	NE		NE	NE	NE	NE		NE		NE	NE	NE
Renal and urinary disorders	Pollakiuria	Western Europe/United States/Canada/Australia	298	60.2	3	1.0	300	60.2	4	1.3	0.75		Convergence criterion (GCONV=1E-8) satisfied.	0.17	3.39	-0.003		Algorithm converged.	-0.020	0.014	0.76		Algorithm converged.	0.17	3.34	0.7114	NE	1.32		Algorithm converged.	0.30	5.87
Renal and urinary disorders	Pollakiuria	Asia	140	28.3	0	0.0	139	27.9	0	0.0	NE			NE	NE	NE		NE	NE	NE	NE		NE	NE	NE	NE		NE		NE	NE	NE
Renal and urinary disorders	Pollakiuria	Rest of World	57	11.5	0	0.0	59	11.8	0	0.0	NE			NE	NE	NE		NE	NE	NE	NE		NE	NE	NE	NE		NE		NE	NE	NE
Renal and urinary disorders	Polyuria	Western Europe/United States/Canada/Australia	298	60.2	1	0.3	300	60.2	1	0.3	1.01		Convergence criterion (GCONV=1E-8) satisfied.	0.06	16.17	0.000		Algorithm converged.	-0.009	0.009	1.01		Algorithm converged.	0.06	16.02	0.9962	1.0000	0.99		Algorithm converged.	0.06	15.81
Renal and urinary disorders	Polyuria	Asia	140	28.3	0	0.0	139	27.9	0	0.0	NE			NE	NE	NE		NE	NE	NE	NE		NE	NE	NE	NE		NE		NE	NE	NE
Renal and urinary disorders	Polyuria	Rest of World	57	11.5	0	0.0	59	11.8	0	0.0	NE			NE	NE	NE		NE	NE	NE	NE		NE	NE	NE	NE		NE		NE	NE	NE
Renal and urinary disorders	Proteinuria	Western Europe/United States/Canada/Australia	298	60.2	0	0.0	300	60.2	0	0.0	NE			NE	NE	NE		NE	NE	NE	NE		NE	NE	NE	NE	NE	NE		NE	NE	NE
Renal and urinary disorders	Proteinuria	Asia	140	28.3	0	0.0	139	27.9	1	0.7		*	Quasi-complete separation of data points detected.				*	WARNING: The relative Hessian convergence criterion of 19.480043432 is greater than the limit of 0.0001. The convergence is questionable.			0.00		Algorithm converged.	0.00	NE	0.9999		>999.99		Algorithm converged.	0.00	NE
Renal and urinary disorders	Proteinuria	Rest of World	57	11.5	0	0.0	59	11.8	0	0.0	NE			NE	NE	NE		NE	NE	NE	NE		NE	NE	NE	NE		NE		NE	NE	NE
Renal and urinary disorders	Renal colic	Western Europe/United States/Canada/Australia	298	60.2	0	0.0	300	60.2	1	0.3		*	Quasi-complete separation of data points detected.				*	ERROR: The mean parameter is either invalid or at a limit of its range for some observations.			0.00		Algorithm converged.	0.00	NE	0.9999	NE	>999.99		Algorithm converged.	0.00	NE
Renal and urinary disorders	Renal colic	Asia	140	28.3	0	0.0	139	27.9	0	0.0	NE			NE	NE	NE		NE	NE	NE	NE		NE	NE	NE	NE		NE		NE	NE	NE
Renal and urinary disorders	Renal colic	Rest of World	57	11.5	0	0.0	59	11.8	0	0.0	NE			NE	NE	NE		NE	NE	NE	NE		NE	NE	NE	NE		NE		NE	NE	NE
Renal and urinary disorders	Renal failure	Western Europe/United States/Canada/Australia	298	60.2	1	0.3	300	60.2	4	1.3	0.25		Convergence criterion (GCONV=1E-8) satisfied.	0.03	2.24	-0.010		Algorithm converged.	-0.025	0.005	0.25		Algorithm converged.	0.03	2.24	0.2160	0.2605	3.97		Algorithm converged.	0.45	35.34
Renal and urinary disorders	Renal failure	Asia	140	28.3	0	0.0	139	27.9	0	0.0	NE			NE	NE	NE		NE	NE	NE	NE		NE	NE	NE	NE		NE		NE	NE	NE
Renal and urinary disorders	Renal failure	Rest of World	57	11.5	1	1.8	59	11.8	0	0.0		*	Quasi-complete separation of data points detected.				*	ERROR: Error in computing the link function, its derivatives, or the variance function.			NE		Algorithm converged.	NE	NE	NE		NE		Algorithm converged.	NE	NE
Renal and urinary disorders	Renal impairment	Western Europe/United States/Canada/Australia	298	60.2	0	0.0	300	60.2	0	0.0	NE			NE	NE	NE		NE	NE	NE	NE		NE	NE	NE	NE	NE	NE		NE	NE	NE
Renal and urinary disorders	Renal impairment	Asia	140	28.3	1	0.7	139	27.9	1	0.7	0.99		Convergence criterion (GCONV=1E-8) satisfied.	0.06	16.03	0.000		Algorithm converged.	-0.020	0.020	0.99		Algorithm converged.	0.06	15.72	0.9959		1.01		Algorithm converged.	0.06	15.94
Renal and urinary disorders	Renal impairment	Rest of World	57	11.5	0	0.0	59	11.8	0	0.0	NE			NE	NE	NE		NE	NE	NE	NE		NE	NE	NE	NE		NE		NE	NE	NE
Renal and urinary disorders	Renal pain	Western Europe/United States/Canada/Australia	298	60.2	0	0.0	300	60.2	1	0.3		*	Quasi-complete separation of data points detected.				*	ERROR: The mean parameter is either invalid or at a limit of its range for some observations.			0.00		Algorithm converged.	0.00	NE	0.9999	NE	>999.99		Algorithm converged.	0.00	NE
Renal and urinary disorders	Renal pain	Asia	140	28.3	0	0.0	139	27.9	0	0.0	NE			NE	NE	NE		NE	NE	NE	NE		NE	NE	NE	NE		NE		NE	NE	NE
Renal and urinary disorders	Renal pain	Rest of World	57	11.5	0	0.0	59	11.8	0	0.0	NE			NE	NE	NE		NE	NE	NE	NE		NE	NE	NE	NE		NE		NE	NE	NE
Renal and urinary disorders	Urge incontinence	Western Europe/United States/Canada/Australia	298	60.2	1	0.3	300	60.2	0	0.0		*	Quasi-complete separation of data points detected.				*	WARNING: Negative of Hessian not positive definite.			NE		Algorithm converged.	NE	NE	NE	NE	NE		Algorithm converged.	NE	NE
Renal and urinary disorders	Urge incontinence	Asia	140	28.3	0	0.0	139	27.9	0	0.0	NE			NE	NE	NE		NE	NE	NE	NE		NE	NE	NE	NE		NE		NE	NE	NE
Renal and urinary disorders	Urge incontinence	Rest of World	57	11.5	0	0.0	59	11.8	0	0.0	NE			NE	NE	NE		NE	NE	NE	NE		NE	NE	NE	NE		NE		NE	NE	NE
Renal and urinary disorders	Urinary incontinence	Western Europe/United States/Canada/Australia	298	60.2	1	0.3	300	60.2	2	0.7	0.50		Convergence criterion (GCONV=1E-8) satisfied.	0.05	5.56	-0.003		Algorithm converged.	-0.015	0.008	0.50		Algorithm converged.	0.05	5.52	0.5743	NE	1.99		Algorithm converged.	0.18	21.79
Renal and urinary disorders	Urinary incontinence	Asia	140	28.3	0	0.0	139	27.9	0	0.0	NE			NE	NE	NE		NE	NE	NE	NE		NE	NE	NE	NE		NE		NE	NE	NE
Renal and urinary disorders	Urinary incontinence	Rest of World	57	11.5	0	0.0	59	11.8	0	0.0	NE			NE	NE	NE		NE	NE	NE	NE		NE	NE	NE	NE		NE		NE	NE	NE
Renal and urinary disorders	Urinary retention	Western Europe/United States/Canada/Australia	298	60.2	2	0.7	300	60.2	5	1.7	0.40		Convergence criterion (GCONV=1E-8) satisfied.	0.08	2.07	-0.010		Algorithm converged.	-0.027	0.007	0.40		Algorithm converged.	0.08	2.06	0.2747	0.2074	2.48		Algorithm converged.	0.49	12.70
Renal and urinary disorders	Urinary retention	Asia	140	28.3	0	0.0	139	27.9	1	0.7		*	Quasi-complete separation of data points detected.				*	WARNING: The relative Hessian convergence criterion of 19.480043432 is greater than the limit of 0.0001. The convergence is questionable.			0.00		Algorithm converged.	0.00	NE	0.9999		>999.99		Algorithm converged.	0.00	NE
Renal and urinary disorders	Urinary retention	Rest of World	57	11.5	1	1.8	59	11.8	0	0.0		*	Quasi-complete separation of data points detected.				*	ERROR: Error in computing the link function, its derivatives, or the variance function.			NE		Algorithm converged.	NE	NE	NE		NE		Algorithm converged.	NE	NE
Renal and urinary disorders	Urinary tract disorder	Western Europe/United States/Canada/Australia	298	60.2	0	0.0	300	60.2	1	0.3		*	Quasi-complete separation of data points detected.				*	ERROR: The mean parameter is either invalid or at a limit of its range for some observations.			0.00		Algorithm converged.	0.00	NE	0.9999	NE	>999.99		Algorithm converged.	0.00	NE
Renal and urinary disorders	Urinary tract disorder	Asia	140	28.3	0	0.0	139	27.9	0	0.0	NE			NE	NE	NE		NE	NE	NE	NE		NE	NE	NE	NE		NE		NE	NE	NE
Renal and urinary disorders	Urinary tract disorder	Rest of World	57	11.5	0	0.0	59	11.8	0	0.0	NE			NE	NE	NE		NE	NE	NE	NE		NE	NE	NE	NE		NE		NE	NE	NE
Renal and urinary disorders	Urinary tract obstruction	Western Europe/United States/Canada/Australia	298	60.2	0	0.0	300	60.2	1	0.3		*	Quasi-complete separation of data points detected.				*	ERROR: The mean parameter is either invalid or at a limit of its range for some observations.			0.00		Algorithm converged.	0.00	NE	0.9999	NE	>999.99		Algorithm converged.	0.00	NE
Renal and urinary disorders	Urinary tract obstruction	Asia	140	28.3	0	0.0	139	27.9	0	0.0	NE			NE	NE	NE		NE	NE	NE	NE		NE	NE	NE	NE		NE		NE	NE	NE
Renal and urinary disorders	Urinary tract obstruction	Rest of World	57	11.5	0	0.0	59	11.8	0	0.0	NE			NE	NE	NE		NE	NE	NE	NE		NE	NE	NE	NE		NE		NE	NE	NE
Renal and urinary disorders	Urinary tract pain	Western Europe/United States/Canada/Australia	298	60.2	1	0.3	300	60.2	2	0.7	0.50		Convergence criterion (GCONV=1E-8) satisfied.	0.05	5.56	-0.003		Algorithm converged.	-0.015	0.008	0.50		Algorithm converged.	0.05	5.52	0.5743	NE	1.99		Algorithm converged.	0.18	21.79

Renal and urinary disorders	Urinary tract pain	Asia	140	28.3	0	0.0	139	27.9	0	0.0	NE			NE	NE	NE		NE	NE	NE	NE		NE	NE	NE	NE		NE		NE	NE	NE
Renal and urinary disorders	Urinary tract pain	Rest of World	57	11.5	0	0.0	59	11.8	0	0.0	NE			NE	NE	NE		NE	NE	NE	NE		NE	NE	NE	NE		NE		NE	NE	NE
Renal and urinary disorders	Urine flow decreased	Western Europe/United States/Canada/Australia	298	60.2	0	0.0	300	60.2	1	0.3		*	Quasi-complete separation of data points detected.				*	ERROR: The mean parameter is either invalid or at a limit of its range for some observations.			0.00		Algorithm converged.	0.00	NE	0.9999	NE	>999.99		Algorithm converged.	0.00	NE
Renal and urinary disorders	Urine flow decreased	Asia	140	28.3	0	0.0	139	27.9	0	0.0	NE			NE	NE	NE		NE	NE	NE	NE		NE	NE	NE	NE		NE		NE	NE	NE
Renal and urinary disorders	Urine flow decreased	Rest of World	57	11.5	0	0.0	59	11.8	0	0.0	NE			NE	NE	NE		NE	NE	NE	NE		NE	NE	NE	NE		NE		NE	NE	NE
Reproductive system and breast disorders		Western Europe/United States/Canada/Australia	298	60.2	13	4.4	300	60.2	13	4.3	1.01		Convergence criterion (GCONV=1E-8) satisfied.	0.46	2.21	0.000		Algorithm converged.	-0.032	0.033	1.01		Algorithm converged.	0.47	2.14	0.9861	0.3573	0.99		Algorithm converged.	0.47	2.11
Reproductive system and breast disorders		Asia	140	28.3	3	2.1	139	27.9	1	0.7	3.02		Convergence criterion (GCONV=1E-8) satisfied.	0.31	29.40	0.014		Algorithm converged.	-0.014	0.042	2.98		Algorithm converged.	0.31	28.29	0.3419		0.34		Algorithm converged.	0.04	3.19
Reproductive system and breast disorders		Rest of World	57	11.5	1	1.8	59	11.8	3	5.1	0.33		Convergence criterion (GCONV=1E-8) satisfied.	0.03	3.30	-0.033		Algorithm converged.	-0.099	0.032	0.35		Algorithm converged.	0.04	3.22	0.3504		2.90		Algorithm converged.	0.31	27.05
Reproductive system and breast disorders	Amenorrhoea	Western Europe/United States/Canada/Australia	298	60.2	2	0.7	300	60.2	0	0.0		*	Quasi-complete separation of data points detected.				*	WARNING: Negative of Hessian not positive definite.			NE		Algorithm converged.	NE	NE	NE	NE	NE		Algorithm converged.	NE	NE
Reproductive system and breast disorders	Amenorrhoea	Asia	140	28.3	1	0.7	139	27.9	0	0.0		*	Quasi-complete separation of data points detected.				*	WARNING: Negative of Hessian not positive definite.			NE		Algorithm converged.	NE	NE	NE		NE		Algorithm converged.	NE	NE
Reproductive system and breast disorders	Amenorrhoea	Rest of World	57	11.5	0	0.0	59	11.8	0	0.0	NE			NE	NE	NE		NE	NE	NE	NE		NE	NE	NE	NE		NE		NE	NE	NE
Reproductive system and breast disorders	Benign prostatic hyperplasia	Western Europe/United States/Canada/Australia	298	60.2	0	0.0	300	60.2	0	0.0	NE			NE	NE	NE		NE	NE	NE	NE		NE	NE	NE	NE	NE	NE		NE	NE	NE
Reproductive system and breast disorders	Benign prostatic hyperplasia	Asia	140	28.3	0	0.0	139	27.9	0	0.0	NE			NE	NE	NE		NE	NE	NE	NE		NE	NE	NE	NE		NE		NE	NE	NE
Reproductive system and breast disorders	Benign prostatic hyperplasia	Rest of World	57	11.5	0	0.0	59	11.8	1	1.7		*	Quasi-complete separation of data points detected.				*	WARNING: The relative Hessian convergence criterion of 10.540168611 is greater than the limit of 0.0001. The convergence is questionable.			0.00		Algorithm converged.	0.00	NE	0.9999		>999.99		Algorithm converged.	0.00	NE
Reproductive system and breast disorders	Breast pain	Western Europe/United States/Canada/Australia	298	60.2	1	0.3	300	60.2	0	0.0		*	Quasi-complete separation of data points detected.				*	WARNING: The relative Hessian convergence criterion of 44.806790292 is greater than the limit of 0.0001. The convergence is questionable.			NE		Algorithm converged.	NE	NE	NE	NE	NE		Algorithm converged.	NE	NE
Reproductive system and breast disorders	Breast pain	Asia	140	28.3	1	0.7	139	27.9	0	0.0		*	Quasi-complete separation of data points detected.				*	WARNING: Negative of Hessian not positive definite.			NE		Algorithm converged.	NE	NE	NE		NE		Algorithm converged.	NE	NE
Reproductive system and breast disorders	Breast pain	Rest of World	57	11.5	0	0.0	59	11.8	0	0.0	NE			NE	NE	NE		NE	NE	NE	NE		NE	NE	NE	NE		NE		NE	NE	NE
Reproductive system and breast disorders	Erectile dysfunction	Western Europe/United States/Canada/Australia	298	60.2	0	0.0	300	60.2	1	0.3		*	Quasi-complete separation of data points detected.				*	ERROR: The mean parameter is either invalid or at a limit of its range for some observations.			0.00		Algorithm converged.	0.00	NE	0.9999	NE	>999.99		Algorithm converged.	0.00	NE
Reproductive system and breast disorders	Erectile dysfunction	Asia	140	28.3	0	0.0	139	27.9	0	0.0	NE			NE	NE	NE		NE	NE	NE	NE		NE	NE	NE	NE		NE		NE	NE	NE
Reproductive system and breast disorders	Erectile dysfunction	Rest of World	57	11.5	0	0.0	59	11.8	0	0.0	NE			NE	NE	NE		NE	NE	NE	NE		NE	NE	NE	NE		NE		NE	NE	NE
Reproductive system and breast disorders	Female genital tract fistula	Western Europe/United States/Canada/Australia	298	60.2	1	0.3	300	60.2	0	0.0		*	Quasi-complete separation of data points detected.				*	WARNING: Negative of Hessian not positive definite.			NE		Algorithm converged.	NE	NE	NE	NE	NE		Algorithm converged.	NE	NE
Reproductive system and breast disorders	Female genital tract fistula	Asia	140	28.3	0	0.0	139	27.9	0	0.0	NE			NE	NE	NE		NE	NE	NE	NE		NE	NE	NE	NE		NE		NE	NE	NE
Reproductive system and breast disorders	Female genital tract fistula	Rest of World	57	11.5	0	0.0	59	11.8	0	0.0	NE			NE	NE	NE		NE	NE	NE	NE		NE	NE	NE	NE		NE		NE	NE	NE
Reproductive system and breast disorders	Genital discharge	Western Europe/United States/Canada/Australia	298	60.2	0	0.0	300	60.2	1	0.3		*	Quasi-complete separation of data points detected.				*	ERROR: The mean parameter is either invalid or at a limit of its range for some observations.			0.00		Algorithm converged.	0.00	NE	0.9999	NE	>999.99		Algorithm converged.	0.00	NE
Reproductive system and breast disorders	Genital discharge	Asia	140	28.3	0	0.0	139	27.9	0	0.0	NE			NE	NE	NE		NE	NE	NE	NE		NE	NE	NE	NE		NE		NE	NE	NE
Reproductive system and breast disorders	Genital discharge	Rest of World	57	11.5	0	0.0	59	11.8	0	0.0	NE			NE	NE	NE		NE	NE	NE	NE		NE	NE	NE	NE		NE		NE	NE	NE
Reproductive system and breast disorders	Genital haemorrhage	Western Europe/United States/Canada/Australia	298	60.2	0	0.0	300	60.2	0	0.0	NE			NE	NE	NE		NE	NE	NE	NE		NE	NE	NE	NE	NE	NE		NE	NE	NE
Reproductive system and breast disorders	Genital haemorrhage	Asia	140	28.3	0	0.0	139	27.9	0	0.0	NE			NE	NE	NE		NE	NE	NE	NE		NE	NE	NE	NE		NE		NE	NE	NE
Reproductive system and breast disorders	Genital haemorrhage	Rest of World	57	11.5	0	0.0	59	11.8	1	1.7		*	Quasi-complete separation of data points detected.				*	WARNING: The relative Hessian convergence criterion of 10.540168601 is greater than the limit of 0.0001. The convergence is questionable.			0.00		Algorithm converged.	0.00	NE	0.9999		>999.99		Algorithm converged.	0.00	NE
Reproductive system and breast disorders	Intermenstrual bleeding	Western Europe/United States/Canada/Australia	298	60.2	1	0.3	300	60.2	0	0.0		*	Quasi-complete separation of data points detected.				*	WARNING: Negative of Hessian not positive definite.			NE		Algorithm converged.	NE	NE	NE	NE	NE		Algorithm converged.	NE	NE
Reproductive system and breast disorders	Intermenstrual bleeding	Asia	140	28.3	0	0.0	139	27.9	0	0.0	NE			NE	NE	NE		NE	NE	NE	NE		NE	NE	NE	NE		NE		NE	NE	NE
Reproductive system and breast disorders	Intermenstrual bleeding	Rest of World	57	11.5	0	0.0	59	11.8	0	0.0	NE			NE	NE	NE		NE	NE	NE	NE		NE	NE	NE	NE		NE		NE	NE	NE
Reproductive system and breast disorders	Menopausal symptoms	Western Europe/United States/Canada/Australia	298	60.2	0	0.0	300	60.2	1	0.3		*	Quasi-complete separation of data points detected.				*	ERROR: The mean parameter is either invalid or at a limit of its range for some observations.			0.00		Algorithm converged.	0.00	NE	0.9999	NE	>999.99		Algorithm converged.	0.00	NE
Reproductive system and breast disorders	Menopausal symptoms	Asia	140	28.3	1	0.7	139	27.9	0	0.0		*	Quasi-complete separation of data points detected.				*	WARNING: Negative of Hessian not positive definite.			NE		Algorithm converged.	NE	NE	NE		NE		Algorithm converged.	NE	NE
Reproductive system and breast disorders	Menopausal symptoms	Rest of World	57	11.5	0	0.0	59	11.8	0	0.0	NE			NE	NE	NE		NE	NE	NE	NE		NE	NE	NE	NE		NE		NE	NE	NE
Reproductive system and breast disorders	Menstruation irregular	Western Europe/United States/Canada/Australia	298	60.2	0	0.0	300	60.2	1	0.3		*	Quasi-complete separation of data points detected.				*	ERROR: The mean parameter is either invalid or at a limit of its range for some observations.			0.00		Algorithm converged.	0.00	NE	0.9999	NE	>999.99		Algorithm converged.	0.00	NE
Reproductive system and breast disorders	Menstruation irregular	Asia	140	28.3	0	0.0	139	27.9	1	0.7		*	Quasi-complete separation of data points detected.				*	WARNING: The relative Hessian convergence criterion of 19.480043432 is greater than the limit of 0.0001. The convergence is questionable.			0.00		Algorithm converged.	0.00	NE	0.9999		>999.99		Algorithm converged.	0.00	NE
Reproductive system and breast disorders	Menstruation irregular	Rest of World	57	11.5	0	0.0	59	11.8	0	0.0	NE			NE	NE	NE		NE	NE	NE	NE		NE	NE	NE	NE		NE		NE	NE	NE
Reproductive system and breast disorders	Pelvic pain	Western Europe/United States/Canada/Australia	298	60.2	2	0.7	300	60.2	3	1.0	0.67		Convergence criterion (GCONV=1E-8) satisfied.	0.11	4.03	-0.003		Algorithm converged.	-0.018	0.011	0.67		Algorithm converged.	0.11	3.99	0.6610	0.6395	1.49		Algorithm converged.	0.25	8.85
Reproductive system and breast disorders	Pelvic pain	Asia	140	28.3	0	0.0	139	27.9	0	0.0	NE			NE	NE	NE		NE	NE	NE	NE		NE	NE	NE	NE		NE		NE	NE	NE
Reproductive system and breast disorders	Pelvic pain	Rest of World	57	11.5	0	0.0	59	11.8	1	1.7		*	Quasi-complete separation of data points detected.				*	WARNING: The relative Hessian convergence criterion of 10.540168601 is greater than the limit of 0.0001. The convergence is questionable.			0.00		Algorithm converged.	0.00	NE	0.9999		>999.99		Algorithm converged.	0.00	NE
Reproductive system and breast disorders	Perineal rash	Western Europe/United States/Canada/Australia	298	60.2	0	0.0	300	60.2	0	0.0	NE			NE	NE	NE		NE	NE	NE	NE		NE	NE	NE	NE	NE	NE		NE	NE	NE
Reproductive system and breast disorders	Perineal rash	Asia	140	28.3	0	0.0	139	27.9	0	0.0	NE			NE	NE	NE		NE	NE	NE	NE		NE	NE	NE	NE		NE		NE	NE	NE
Reproductive system and breast disorders	Perineal rash	Rest of World	57	11.5	1	1.8	59	11.8	0	0.0		*	Quasi-complete separation of data points detected.				*	ERROR: Error in computing the link function, its derivatives, or the variance function.			NE		Algorithm converged.	NE	NE	NE		NE		Algorithm converged.	NE	NE
Reproductive system and breast disorders	Prostatitis	Western Europe/United States/Canada/Australia	298	60.2	1	0.3	300	60.2	1	0.3	1.01		Convergence criterion (GCONV=1E-8) satisfied.	0.06	16.17	0.000		Algorithm converged.	-0.009	0.009	1.01		Algorithm converged.	0.06	16.02	0.9962	1.0000	0.99		Algorithm converged.	0.06	15.81
Reproductive system and breast disorders	Prostatitis	Asia	140	28.3	0	0.0	139	27.9	0	0.0	NE			NE	NE	NE		NE	NE	NE	NE		NE	NE	NE	NE		NE		NE	NE	NE
Reproductive system and breast disorders	Prostatitis	Rest of World	57	11.5	0	0.0	59	11.8	0	0.0	NE			NE	NE	NE		NE	NE	NE	NE		NE	NE	NE	NE		NE		NE	NE	NE
Reproductive system and breast disorders	Pruritus genital	Western Europe/United States/Canada/Australia	298	60.2	1	0.3	300	60.2	0	0.0		*	Quasi-complete separation of data points detected.				*	WARNING: Negative of Hessian not positive definite.			NE		Algorithm converged.	NE	NE	NE	NE	NE		Algorithm converged.	NE	NE
Reproductive system and breast disorders	Pruritus genital	Asia	140	28.3	0	0.0	139	27.9	0	0.0	NE			NE	NE	NE		NE	NE	NE	NE		NE	NE	NE	NE		NE		NE	NE	NE
Reproductive system and breast disorders	Pruritus genital	Rest of World	57	11.5	0	0.0	59	11.8	0	0.0	NE			NE	NE	NE		NE	NE	NE	NE		NE	NE	NE	NE		NE		NE	NE	NE
Reproductive system and breast disorders	Scrotal pain	Western Europe/United States/Canada/Australia	298	60.2	0	0.0	300	60.2	1	0.3		*	Quasi-complete separation of data points detected.				*	ERROR: The mean parameter is either invalid or at a limit of its range for some observations.			0.00		Algorithm converged.	0.00	NE	0.9999	NE	>999.99		Algorithm converged.	0.00	NE
Reproductive system and breast disorders	Scrotal pain	Asia	140	28.3	0	0.0	139	27.9	0	0.0	NE			NE	NE	NE		NE	NE	NE	NE		NE	NE	NE	NE		NE		NE	NE	NE
Reproductive system and breast disorders	Scrotal pain	Rest of World	57	11.5	0	0.0	59	11.8	0	0.0	NE			NE	NE	NE		NE	NE	NE	NE		NE	NE	NE	NE		NE		NE	NE	NE
Reproductive system and breast disorders	Uterine pain	Western Europe/United States/Canada/Australia	298	60.2	1	0.3	300	60.2	0	0.0		*	Quasi-complete separation of data points detected.				*	WARNING: Negative of Hessian not positive definite.			NE		Algorithm converged.	NE	NE	NE	NE	NE		Algorithm converged.	NE	NE
Reproductive system and breast disorders	Uterine pain	Asia	140	28.3	0	0.0	139	27.9	0	0.0	NE			NE	NE	NE		NE	NE	NE	NE		NE	NE	NE	NE		NE		NE	NE	NE
Reproductive system and breast disorders	Uterine pain	Rest of World	57	11.5	0	0.0	59	11.8	0	0.0	NE			NE	NE	NE		NE	NE	NE	NE		NE	NE	NE	NE		NE		NE	NE	NE
Reproductive system and breast disorders	Vaginal fistula	Western Europe/United States/Canada/Australia	298	60.2	0	0.0	300	60.2	1	0.3		*	Quasi-complete separation of data points detected.				*	ERROR: The mean parameter is either invalid or at a limit of its range for some observations.			0.00		Algorithm converged.	0.00	NE	0.9999	NE	>999.99		Algorithm converged.	0.00	NE
Reproductive system and breast disorders	Vaginal fistula	Asia	140	28.3	0	0.0	139	27.9	0	0.0	NE			NE	NE	NE		NE	NE	NE	NE		NE	NE	NE	NE		NE		NE	NE	NE
Reproductive system and breast disorders	Vaginal fistula	Rest of World	57	11.5	0	0.0	59	11.8	0	0.0	NE			NE	NE	NE		NE	NE	NE	NE		NE	NE	NE	NE		NE		NE	NE	NE
Reproductive system and breast disorders	Vaginal haemorrhage	Western Europe/United States/Canada/Australia	298	60.2	2	0.7	300	60.2	1	0.3	2.02		Convergence criterion (GCONV=1E-8) satisfied.	0.18	22.40	0.003		Algorithm converged.	-0.008	0.015	2.01		Algorithm converged.	0.18	22.09	0.5669	NE	0.50		Algorithm converged.	0.05	5.45
Reproductive system and breast disorders	Vaginal haemorrhage	Asia	140	28.3	0	0.0	139	27.9	0	0.0	NE			NE	NE	NE		NE	NE	NE	NE		NE	NE	NE	NE		NE		NE	NE	NE
Reproductive system and breast disorders	Vaginal haemorrhage	Rest of World	57	11.5	0	0.0	59	11.8	0	0.0	NE			NE	NE	NE		NE	NE	NE	NE		NE	NE	NE	NE		NE		NE	NE	NE
Reproductive system and breast disorders	Vulvovaginal dryness	Western Europe/United States/Canada/Australia	298	60.2	2	0.7	300	60.2	1	0.3	2.02		Convergence criterion (GCONV=1E-8) satisfied.	0.18	22.40	0.003		Algorithm converged.	-0.008	0.015	2.01		Algorithm converged.	0.18	22.09	0.5669	NE	0.50		Algorithm converged.	0.05	5.45
Reproductive system and breast disorders	Vulvovaginal dryness	Asia	140	28.3	0	0.0	139	27.9	0	0.0	NE			NE	NE	NE		NE	NE	NE	NE		NE	NE	NE	NE		NE		NE	NE	NE
Reproductive system and breast disorders	Vulvovaginal dryness	Rest of World	57	11.5	0	0.0	59	11.8	0	0.0	NE			NE	NE	NE		NE	NE	NE	NE		NE	NE	NE	NE		NE		NE	NE	NE
Reproductive system and breast disorders	Vulvovaginal inflammation	Western Europe/United States/Canada/Australia	298	60.2	1	0.3	300	60.2	0	0.0		*	Quasi-complete separation of data points detected.				*	WARNING: Negative of Hessian not positive definite.			NE		Algorithm converged.	NE	NE	NE	NE	NE		Algorithm converged.	NE	NE
Reproductive system and breast disorders	Vulvovaginal inflammation	Asia	140	28.3	0	0.0	139	27.9	0	0.0	NE			NE	NE	NE		NE	NE	NE	NE		NE	NE	NE	NE		NE		NE	NE	NE
Reproductive system and breast disorders	Vulvovaginal inflammation	Rest of World	57	11.5	0	0.0	59	11.8	0	0.0	NE			NE	NE	NE		NE	NE	NE	NE		NE	NE	NE	NE		NE		NE	NE	NE
Reproductive system and breast disorders	Vulvovaginal pruritus	Western Europe/United States/Canada/Australia	298	60.2	1	0.3	300	60.2	3	1.0	0.33		Convergence criterion (GCONV=1E-8) satisfied.	0.03	3.22	-0.007		Algorithm converged.	-0.020	0.006	0.34		Algorithm converged.	0.04	3.21	0.3431	NE	2.98		Algorithm converged.	0.31	28.49
Reproductive system and breast disorders	Vulvovaginal pruritus	Asia	140	28.3	0	0.0	139	27.9	0	0.0	NE			NE	NE	NE		NE	NE	NE	NE		NE	NE	NE	NE		NE		NE	NE	NE
Reproductive system and breast disorders	Vulvovaginal pruritus	Rest of World	57	11.5	0	0.0	59	11.8	0	0.0	NE			NE	NE	NE		NE	NE	NE	NE		NE	NE	NE	NE		NE		NE	NE	NE
Respiratory, thoracic and mediastinal disorders		Western Europe/United States/Canada/Australia	298	60.2	142	47.7	300	60.2	139	46.3	1.05		Convergence criterion (GCONV=1E-8) satisfied.	0.76	1.45	0.013		Algorithm converged.	-0.067	0.093	1.03		Algorithm converged.	0.87	1.22	0.7469	0.2327	0.97		Algorithm converged.	0.82	1.15
Respiratory, thoracic and mediastinal disorders		Asia	140	28.3	32	22.9	139	27.9	30	21.6	1.08		Convergence criterion (GCONV=1E-8) satisfied.	0.61	1.89	0.013		Algorithm converged.	-0.085	0.110	1.06		Algorithm converged.	0.68	1.64	0.7980		0.94		Algorithm converged.	0.61	1.47
Respiratory, thoracic and mediastinal disorders		Rest of World	57	11.5	18	31.6	59	11.8	10	16.9	2.26		Convergence criterion (GCONV=1E-8) satisfied.	0.94	5.45	0.146		Algorithm converged.	-0.008	0.300	1.86		Algorithm converged.	0.94	3.68	0.0737		0.54		Algorithm converged.	0.27	1.06
Respiratory, thoracic and mediastinal disorders	Acute respiratory distress syndrome	Western Europe/United States/Canada/Australia	298	60.2	0	0.0	300	60.2	1	0.3		*	Quasi-complete separation of data points detected.				*	ERROR: The mean parameter is either invalid or at a limit of its range for some observations.			0.00		Algorithm converged.	0.00	NE	0.9999	NE	>999.99		Algorithm converged.	0.00	NE
Respiratory, thoracic and mediastinal disorders	Acute respiratory distress syndrome	Asia	140	28.3	0	0.0	139	27.9	0	0.0	NE			NE	NE	NE		NE	NE	NE	NE		NE	NE	NE	NE		NE		NE	NE	NE
Respiratory, thoracic and mediastinal disorders	Acute respiratory distress syndrome	Rest of World	57	11.5	0	0.0	59	11.8	0	0.0	NE			NE	NE	NE		NE	NE	NE	NE		NE	NE	NE	NE		NE		NE	NE	NE
Respiratory, thoracic and mediastinal disorders	Acute respiratory failure	Western Europe/United States/Canada/Australia	298	60.2	0	0.0	300	60.2	1	0.3		*	Quasi-complete separation of data points detected.				*	ERROR: The mean parameter is either invalid or at a limit of its range for some observations.			0.00		Algorithm converged.	0.00	NE	0.9999	NE	>999.99		Algorithm converged.	0.00	NE
Respiratory, thoracic and mediastinal disorders	Acute respiratory failure	Asia	140	28.3	0	0.0	139	27.9	0	0.0	NE			NE	NE	NE		NE	NE	NE	NE		NE	NE	NE	NE		NE		NE	NE	NE
Respiratory, thoracic and mediastinal disorders	Acute respiratory failure	Rest of World	57	11.5	0	0.0	59	11.8	0	0.0	NE			NE	NE	NE		NE	NE	NE	NE		NE	NE	NE	NE		NE		NE	NE	NE
Respiratory, thoracic and mediastinal disorders	Allergic cough	Western Europe/United States/Canada/Australia	298	60.2	1	0.3	300	60.2	0	0.0		*	Quasi-complete separation of data points detected.				*	WARNING: Negative of Hessian not positive definite.			NE		Algorithm converged.	NE	NE	NE	NE	NE		Algorithm converged.	NE	NE
Respiratory, thoracic and mediastinal disorders	Allergic cough	Asia	140	28.3	0	0.0	139	27.9	0	0.0	NE			NE	NE	NE		NE	NE	NE	NE		NE	NE	NE	NE		NE		NE	NE	NE
Respiratory, thoracic and mediastinal disorders	Allergic cough	Rest of World	57	11.5	0	0.0	59	11.8	0	0.0	NE			NE	NE	NE		NE	NE	NE	NE		NE	NE	NE	NE		NE		NE	NE	NE
Respiratory, thoracic and mediastinal disorders	Aphonia	Western Europe/United States/Canada/Australia	298	60.2	0	0.0	300	60.2	1	0.3		*	Quasi-complete separation of data points detected.				*	ERROR: The mean parameter is either invalid or at a limit of its range for some observations.			0.00		Algorithm converged.	0.00	NE	0.9999	NE	>999.99		Algorithm converged.	0.00	NE
Respiratory, thoracic and mediastinal disorders	Aphonia	Asia	140	28.3	0	0.0	139	27.9	0	0.0	NE			NE	NE	NE		NE	NE	NE	NE		NE	NE	NE	NE		NE		NE	NE	NE
Respiratory, thoracic and mediastinal disorders	Aphonia	Rest of World	57	11.5	0	0.0	59	11.8	0	0.0	NE			NE	NE	NE		NE	NE	NE	NE		NE	NE	NE	NE		NE		NE	NE	NE
Respiratory, thoracic and mediastinal disorders	Asthma	Western Europe/United States/Canada/Australia	298	60.2	1	0.3	300	60.2	1	0.3	1.01		Convergence criterion (GCONV=1E-8) satisfied.	0.06	16.17	0.000		Algorithm converged.	-0.009	0.009	1.01		Algorithm converged.	0.06	16.02	0.9962	1.0000	0.99		Algorithm converged.	0.06	15.81
Respiratory, thoracic and mediastinal disorders	Asthma	Asia	140	28.3	0	0.0	139	27.9	0	0.0	NE			NE	NE	NE		NE	NE	NE	NE		NE	NE	NE	NE		NE		NE	NE	NE
Respiratory, thoracic and mediastinal disorders	Asthma	Rest of World	57	11.5	0	0.0	59	11.8	0	0.0	NE			NE	NE	NE		NE	NE	NE	NE		NE	NE	NE	NE		NE		NE	NE	NE
Respiratory, thoracic and mediastinal disorders	Atelectasis	Western Europe/United States/Canada/Australia	298	60.2	1	0.3	300	60.2	1	0.3	1.01		Convergence criterion (GCONV=1E-8) satisfied.	0.06	16.17	0.000		Algorithm converged.	-0.009	0.009	1.01		Algorithm converged.	0.06	16.02	0.9962	1.0000	0.99		Algorithm converged.	0.06	15.81
Respiratory, thoracic and mediastinal disorders	Atelectasis	Asia	140	28.3	0	0.0	139	27.9	0	0.0	NE			NE	NE	NE		NE	NE	NE	NE		NE	NE	NE	NE		NE		NE	NE	NE
Respiratory, thoracic and mediastinal disorders	Atelectasis	Rest of World	57	11.5	0	0.0	59	11.8	0	0.0	NE			NE	NE	NE		NE	NE	NE	NE		NE	NE	NE	NE		NE		NE	NE	NE
Respiratory, thoracic and mediastinal disorders	Bronchospasm	Western Europe/United States/Canada/Australia	298	60.2	2	0.7	300	60.2	1	0.3	2.02		Convergence criterion (GCONV=1E-8) satisfied.	0.18	22.40	0.003		Algorithm converged.	-0.008	0.015	2.01		Algorithm converged.	0.18	22.09	0.5669	NE	0.50		Algorithm converged.	0.05	5.45
Respiratory, thoracic and mediastinal disorders	Bronchospasm	Asia	140	28.3	0	0.0	139	27.9	0	0.0	NE			NE	NE	NE		NE	NE	NE	NE		NE	NE	NE	NE		NE		NE	NE	NE
Respiratory, thoracic and mediastinal disorders	Bronchospasm	Rest of World	57	11.5	0	0.0	59	11.8	0	0.0	NE			NE	NE	NE		NE	NE	NE	NE		NE	NE	NE	NE		NE		NE	NE	NE
Respiratory, thoracic and mediastinal disorders	Catarrh	Western Europe/United States/Canada/Australia	298	60.2	0	0.0	300	60.2	1	0.3		*	Quasi-complete separation of data points detected.				*	ERROR: The mean parameter is either invalid or at a limit of its range for some observations.			0.00		Algorithm converged.	0.00	NE	0.9999	NE	>999.99		Algorithm converged.	0.00	NE
Respiratory, thoracic and mediastinal disorders	Catarrh	Asia	140	28.3	0	0.0	139	27.9	0	0.0	NE			NE	NE	NE		NE	NE	NE	NE		NE	NE	NE	NE		NE		NE	NE	NE
Respiratory, thoracic and mediastinal disorders	Catarrh	Rest of World	57	11.5	0	0.0	59	11.8	0	0.0	NE			NE	NE	NE		NE	NE	NE	NE		NE	NE	NE	NE		NE		NE	NE	NE
Respiratory, thoracic and mediastinal disorders	Choking sensation	Western Europe/United States/Canada/Australia	298	60.2	0	0.0	300	60.2	0	0.0	NE			NE	NE	NE		NE	NE	NE	NE		NE	NE	NE	NE	NE	NE		NE	NE	NE
Respiratory, thoracic and mediastinal disorders	Choking sensation	Asia	140	28.3	1	0.7	139	27.9	0	0.0		*	Quasi-complete separation of data points detected.				*	WARNING: Negative of Hessian not positive definite.			NE		Algorithm converged.	NE	NE	NE		NE		Algorithm converged.	NE	NE
Respiratory, thoracic and mediastinal disorders	Choking sensation	Rest of World	57	11.5	0	0.0	59	11.8	0	0.0	NE			NE	NE	NE		NE	NE	NE	NE		NE	NE	NE	NE		NE		NE	NE	NE
Respiratory, thoracic and mediastinal disorders	Chronic obstructive pulmonary disease	Western Europe/United States/Canada/Australia	298	60.2	0	0.0	300	60.2	1	0.3		*	Quasi-complete separation of data points detected.				*	ERROR: The mean parameter is either invalid or at a limit of its range for some observations.			0.00		Algorithm converged.	0.00	NE	0.9999	NE	>999.99		Algorithm converged.	0.00	NE
Respiratory, thoracic and mediastinal disorders	Chronic obstructive pulmonary disease	Asia	140	28.3	0	0.0	139	27.9	0	0.0	NE			NE	NE	NE		NE	NE	NE	NE		NE	NE	NE	NE		NE		NE	NE	NE

Respiratory, thoracic and mediastinal disorders	Chronic obstructive pulmonary disease	Rest of World	57	11.5	0	0.0	59	11.8	0	0.0	NE			NE	NE	NE		NE	NE	NE	NE		NE	NE	NE	NE		NE		NE	NE	NE
Respiratory, thoracic and mediastinal disorders	Cough	Western Europe/United States/Canada/Australia	298	60.2	47	15.8	300	60.2	42	14.0	1.15		Convergence criterion (GCONV=1E-8) satisfied.	0.73	1.81	0.018		Algorithm converged.	-0.039	0.075	1.13		Algorithm converged.	0.77	1.65	0.5431	0.9632	0.89		Algorithm converged.	0.60	1.30
Respiratory, thoracic and mediastinal disorders	Cough	Asia	140	28.3	7	5.0	139	27.9	7	5.0	0.99		Convergence criterion (GCONV=1E-8) satisfied.	0.34	2.91	0.000		Algorithm converged.	-0.052	0.051	0.99		Algorithm converged.	0.36	2.76	0.9890		1.01		Algorithm converged.	0.36	2.80
Respiratory, thoracic and mediastinal disorders	Cough	Rest of World	57	11.5	7	12.3	59	11.8	6	10.2	1.24		Convergence criterion (GCONV=1E-8) satisfied.	0.39	3.93	0.021		Algorithm converged.	-0.094	0.136	1.21		Algorithm converged.	0.43	3.38	0.7191		0.83		Algorithm converged.	0.30	2.31
Respiratory, thoracic and mediastinal disorders	Dry throat	Western Europe/United States/Canada/Australia	298	60.2	0	0.0	300	60.2	1	0.3		*	Quasi-complete separation of data points detected.				*	ERROR: The mean parameter is either invalid or at a limit of its range for some observations.			0.00		Algorithm converged.	0.00	NE	0.9999	NE	>999.99		Algorithm converged.	0.00	NE
Respiratory, thoracic and mediastinal disorders	Dry throat	Asia	140	28.3	0	0.0	139	27.9	0	0.0	NE			NE	NE	NE		NE	NE	NE	NE		NE	NE	NE	NE		NE		NE	NE	NE
Respiratory, thoracic and mediastinal disorders	Dry throat	Rest of World	57	11.5	0	0.0	59	11.8	0	0.0	NE			NE	NE	NE		NE	NE	NE	NE		NE	NE	NE	NE		NE		NE	NE	NE
Respiratory, thoracic and mediastinal disorders	Dysphonia	Western Europe/United States/Canada/Australia	298	60.2	4	1.3	300	60.2	5	1.7	0.80		Convergence criterion (GCONV=1E-8) satisfied.	0.21	3.02	-0.003		Algorithm converged.	-0.023	0.016	0.81		Algorithm converged.	0.22	2.97	0.7451	0.5650	1.24		Algorithm converged.	0.34	4.58
Respiratory, thoracic and mediastinal disorders	Dysphonia	Asia	140	28.3	1	0.7	139	27.9	1	0.7	0.99		Convergence criterion (GCONV=1E-8) satisfied.	0.06	16.03	0.000		Algorithm converged.	-0.020	0.020	0.99		Algorithm converged.	0.06	15.72	0.9959		1.01		Algorithm converged.	0.06	15.94
Respiratory, thoracic and mediastinal disorders	Dysphonia	Rest of World	57	11.5	0	0.0	59	11.8	1	1.7		*	Quasi-complete separation of data points detected.				*	WARNING: The relative Hessian convergence criterion of 10.540168601 is greater than the limit of 0.0001. The convergence is questionable.			0.00		Algorithm converged.	0.00	NE	0.9999		>999.99		Algorithm converged.	0.00	NE
Respiratory, thoracic and mediastinal disorders	Dyspnoea	Western Europe/United States/Canada/Australia	298	60.2	43	14.4	300	60.2	33	11.0	1.36		Convergence criterion (GCONV=1E-8) satisfied.	0.84	2.22	0.034		Algorithm converged.	-0.019	0.088	1.31		Algorithm converged.	0.86	2.01	0.2100	0.0117	0.76		Algorithm converged.	0.50	1.17
Respiratory, thoracic and mediastinal disorders	Dyspnoea	Asia	140	28.3	1	0.7	139	27.9	4	2.9	0.24		Convergence criterion (GCONV=1E-8) satisfied.	0.03	2.20	-0.022		Algorithm converged.	-0.053	0.009	0.25		Algorithm converged.	0.03	2.19	0.2100		4.03		Algorithm converged.	0.46	35.59
Respiratory, thoracic and mediastinal disorders	Dyspnoea	Rest of World	57	11.5	5	8.8	59	11.8	0	0.0		*	Quasi-complete separation of data points detected.				*	WARNING: The relative Hessian convergence criterion of 3.4734164236 is greater than the limit of 0.0001. The convergence is questionable.			NE		Algorithm converged.	NE	NE	NE		NE		Algorithm converged.	NE	NE
Respiratory, thoracic and mediastinal disorders	Dyspnoea exertional	Western Europe/United States/Canada/Australia	298	60.2	7	2.3	300	60.2	9	3.0	0.78		Convergence criterion (GCONV=1E-8) satisfied.	0.29	2.12	-0.007		Algorithm converged.	-0.032	0.019	0.78		Algorithm converged.	0.30	2.08	0.6228	0.2099	1.28		Algorithm converged.	0.48	3.38
Respiratory, thoracic and mediastinal disorders	Dyspnoea exertional	Asia	140	28.3	0	0.0	139	27.9	0	0.0	NE			NE	NE	NE		NE	NE	NE	NE		NE	NE	NE	NE		NE		NE	NE	NE
Respiratory, thoracic and mediastinal disorders	Dyspnoea exertional	Rest of World	57	11.5	2	3.5	59	11.8	0	0.0		*	Quasi-complete separation of data points detected.				*	ERROR: Error in computing the link function, its derivatives, or the variance function.			NE		Algorithm converged.	NE	NE	NE		NE		Algorithm converged.	NE	NE
Respiratory, thoracic and mediastinal disorders	Epistaxis	Western Europe/United States/Canada/Australia	298	60.2	11	3.7	300	60.2	5	1.7	2.26		Convergence criterion (GCONV=1E-8) satisfied.	0.78	6.59	0.020		Algorithm converged.	-0.006	0.046	2.21		Algorithm converged.	0.78	6.30	0.1358	NE	0.45		Algorithm converged.	0.16	1.28
Respiratory, thoracic and mediastinal disorders	Epistaxis	Asia	140	28.3	0	0.0	139	27.9	0	0.0	NE			NE	NE	NE		NE	NE	NE	NE		NE	NE	NE	NE		NE		NE	NE	NE
Respiratory, thoracic and mediastinal disorders	Epistaxis	Rest of World	57	11.5	0	0.0	59	11.8	1	1.7		*	Quasi-complete separation of data points detected.				*	WARNING: The relative Hessian convergence criterion of 10.540168601 is greater than the limit of 0.0001. The convergence is questionable.			0.00		Algorithm converged.	0.00	NE	0.9999		>999.99		Algorithm converged.	0.00	NE
Respiratory, thoracic and mediastinal disorders	Hiccups	Western Europe/United States/Canada/Australia	298	60.2	3	1.0	300	60.2	7	2.3	0.43		Convergence criterion (GCONV=1E-8) satisfied.	0.11	1.66	-0.013		Algorithm converged.	-0.034	0.007	0.43		Algorithm converged.	0.11	1.65	0.2199	0.4694	2.32		Algorithm converged.	0.61	8.88
Respiratory, thoracic and mediastinal disorders	Hiccups	Asia	140	28.3	3	2.1	139	27.9	3	2.2	0.99		Convergence criterion (GCONV=1E-8) satisfied.	0.20	5.01	0.000		Algorithm converged.	-0.034	0.034	0.99		Algorithm converged.	0.20	4.83	0.9929		1.01		Algorithm converged.	0.21	4.90
Respiratory, thoracic and mediastinal disorders	Hiccups	Rest of World	57	11.5	0	0.0	59	11.8	1	1.7		*	Quasi-complete separation of data points detected.				*	WARNING: The relative Hessian convergence criterion of 10.540168601 is greater than the limit of 0.0001. The convergence is questionable.			0.00		Algorithm converged.	0.00	NE	0.9999		>999.99		Algorithm converged.	0.00	NE
Respiratory, thoracic and mediastinal disorders	Hydrothorax	Western Europe/United States/Canada/Australia	298	60.2	0	0.0	300	60.2	0	0.0	NE			NE	NE	NE		NE	NE	NE	NE		NE	NE	NE	NE	NE	NE		NE	NE	NE
Respiratory, thoracic and mediastinal disorders	Hydrothorax	Asia	140	28.3	0	0.0	139	27.9	0	0.0	NE			NE	NE	NE		NE	NE	NE	NE		NE	NE	NE	NE		NE		NE	NE	NE
Respiratory, thoracic and mediastinal disorders	Hydrothorax	Rest of World	57	11.5	1	1.8	59	11.8	0	0.0		*	Quasi-complete separation of data points detected.				*	ERROR: Error in computing the link function, its derivatives, or the variance function.			NE		Algorithm converged.	NE	NE	NE		NE		Algorithm converged.	NE	NE
Respiratory, thoracic and mediastinal disorders	Hypoxia	Western Europe/United States/Canada/Australia	298	60.2	11	3.7	300	60.2	3	1.0	3.79		Convergence criterion (GCONV=1E-8) satisfied.	1.05	13.74	0.027		Algorithm converged.	0.003	0.051	3.69		Algorithm converged.	1.04	13.10	0.0433	0.7071	0.27		Algorithm converged.	0.08	0.96
Respiratory, thoracic and mediastinal disorders	Hypoxia	Asia	140	28.3	1	0.7	139	27.9	1	0.7	0.99		Convergence criterion (GCONV=1E-8) satisfied.	0.06	16.03	0.000		Algorithm converged.	-0.020	0.020	0.99		Algorithm converged.	0.06	15.72	0.9959		1.01		Algorithm converged.	0.06	15.94
Respiratory, thoracic and mediastinal disorders	Hypoxia	Rest of World	57	11.5	0	0.0	59	11.8	0	0.0	NE			NE	NE	NE		NE	NE	NE	NE		NE	NE	NE	NE		NE		NE	NE	NE
Respiratory, thoracic and mediastinal disorders	Interstitial lung disease	Western Europe/United States/Canada/Australia	298	60.2	0	0.0	300	60.2	1	0.3		*	Quasi-complete separation of data points detected.				*	ERROR: The mean parameter is either invalid or at a limit of its range for some observations.			0.00		Algorithm converged.	0.00	NE	0.9999	NE	>999.99		Algorithm converged.	0.00	NE
Respiratory, thoracic and mediastinal disorders	Interstitial lung disease	Asia	140	28.3	1	0.7	139	27.9	2	1.4	0.49		Convergence criterion (GCONV=1E-8) satisfied.	0.04	5.50	-0.007		Algorithm converged.	-0.031	0.017	0.50		Algorithm converged.	0.05	5.41	0.5656		2.01		Algorithm converged.	0.18	21.96
Respiratory, thoracic and mediastinal disorders	Interstitial lung disease	Rest of World	57	11.5	1	1.8	59	11.8	0	0.0		*	Quasi-complete separation of data points detected.				*	ERROR: Error in computing the link function, its derivatives, or the variance function.			NE		Algorithm converged.	NE	NE	NE		NE		Algorithm converged.	NE	NE
Respiratory, thoracic and mediastinal disorders	Laryngeal obstruction	Western Europe/United States/Canada/Australia	298	60.2	1	0.3	300	60.2	0	0.0		*	Quasi-complete separation of data points detected.				*	WARNING: Negative of Hessian not positive definite.			NE		Algorithm converged.	NE	NE	NE	NE	NE		Algorithm converged.	NE	NE
Respiratory, thoracic and mediastinal disorders	Laryngeal obstruction	Asia	140	28.3	0	0.0	139	27.9	0	0.0	NE			NE	NE	NE		NE	NE	NE	NE		NE	NE	NE	NE		NE		NE	NE	NE
Respiratory, thoracic and mediastinal disorders	Laryngeal obstruction	Rest of World	57	11.5	0	0.0	59	11.8	0	0.0	NE			NE	NE	NE		NE	NE	NE	NE		NE	NE	NE	NE		NE		NE	NE	NE
Respiratory, thoracic and mediastinal disorders	Laryngeal oedema	Western Europe/United States/Canada/Australia	298	60.2	0	0.0	300	60.2	1	0.3		*	Quasi-complete separation of data points detected.				*	ERROR: The mean parameter is either invalid or at a limit of its range for some observations.			0.00		Algorithm converged.	0.00	NE	0.9999	NE	>999.99		Algorithm converged.	0.00	NE
Respiratory, thoracic and mediastinal disorders	Laryngeal oedema	Asia	140	28.3	0	0.0	139	27.9	0	0.0	NE			NE	NE	NE		NE	NE	NE	NE		NE	NE	NE	NE		NE		NE	NE	NE
Respiratory, thoracic and mediastinal disorders	Laryngeal oedema	Rest of World	57	11.5	0	0.0	59	11.8	0	0.0	NE			NE	NE	NE		NE	NE	NE	NE		NE	NE	NE	NE		NE		NE	NE	NE
Respiratory, thoracic and mediastinal disorders	Lower respiratory tract congestion	Western Europe/United States/Canada/Australia	298	60.2	1	0.3	300	60.2	0	0.0		*	Quasi-complete separation of data points detected.				*	WARNING: Negative of Hessian not positive definite.			NE		Algorithm converged.	NE	NE	NE	NE	NE		Algorithm converged.	NE	NE
Respiratory, thoracic and mediastinal disorders	Lower respiratory tract congestion	Asia	140	28.3	1	0.7	139	27.9	0	0.0		*	Quasi-complete separation of data points detected.				*	ERROR: Error in computing the link function, its derivatives, or the variance function.			NE		Algorithm converged.	NE	NE	NE		NE		Algorithm converged.	NE	NE
Respiratory, thoracic and mediastinal disorders	Lower respiratory tract congestion	Rest of World	57	11.5	0	0.0	59	11.8	0	0.0	NE			NE	NE	NE		NE	NE	NE	NE		NE	NE	NE	NE		NE		NE	NE	NE
Respiratory, thoracic and mediastinal disorders	Lung cyst	Western Europe/United States/Canada/Australia	298	60.2	1	0.3	300	60.2	0	0.0		*	Quasi-complete separation of data points detected.				*	WARNING: The relative Hessian convergence criterion of 44.806790292 is greater than the limit of 0.0001. The convergence is questionable.			NE		Algorithm converged.	NE	NE	NE	NE	NE		Algorithm converged.	NE	NE
Respiratory, thoracic and mediastinal disorders	Lung cyst	Asia	140	28.3	0	0.0	139	27.9	0	0.0	NE			NE	NE	NE		NE	NE	NE	NE		NE	NE	NE	NE		NE		NE	NE	NE
Respiratory, thoracic and mediastinal disorders	Lung cyst	Rest of World	57	11.5	0	0.0	59	11.8	0	0.0	NE			NE	NE	NE		NE	NE	NE	NE		NE	NE	NE	NE		NE		NE	NE	NE
Respiratory, thoracic and mediastinal disorders	Lung disorder	Western Europe/United States/Canada/Australia	298	60.2	1	0.3	300	60.2	1	0.3	1.01		Convergence criterion (GCONV=1E-8) satisfied.	0.06	16.17	0.000		Algorithm converged.	-0.009	0.009	1.01		Algorithm converged.	0.06	16.02	0.9962	1.0000	0.99		Algorithm converged.	0.06	15.81
Respiratory, thoracic and mediastinal disorders	Lung disorder	Asia	140	28.3	0	0.0	139	27.9	0	0.0	NE			NE	NE	NE		NE	NE	NE	NE		NE	NE	NE	NE		NE		NE	NE	NE
Respiratory, thoracic and mediastinal disorders	Lung disorder	Rest of World	57	11.5	0	0.0	59	11.8	0	0.0	NE			NE	NE	NE		NE	NE	NE	NE		NE	NE	NE	NE		NE		NE	NE	NE
Respiratory, thoracic and mediastinal disorders	Lung infiltration	Western Europe/United States/Canada/Australia	298	60.2	1	0.3	300	60.2	0	0.0		*	Quasi-complete separation of data points detected.				*	WARNING: The relative Hessian convergence criterion of 44.806790292 is greater than the limit of 0.0001. The convergence is questionable.			NE		Algorithm converged.	NE	NE	NE	NE	NE		Algorithm converged.	NE	NE
Respiratory, thoracic and mediastinal disorders	Lung infiltration	Asia	140	28.3	0	0.0	139	27.9	0	0.0	NE			NE	NE	NE		NE	NE	NE	NE		NE	NE	NE	NE		NE		NE	NE	NE
Respiratory, thoracic and mediastinal disorders	Lung infiltration	Rest of World	57	11.5	0	0.0	59	11.8	0	0.0	NE			NE	NE	NE		NE	NE	NE	NE		NE	NE	NE	NE		NE		NE	NE	NE
Respiratory, thoracic and mediastinal disorders	Lung opacity	Western Europe/United States/Canada/Australia	298	60.2	0	0.0	300	60.2	1	0.3		*	Quasi-complete separation of data points detected.				*	ERROR: The mean parameter is either invalid or at a limit of its range for some observations.			0.00		Algorithm converged.	0.00	NE	0.9999	NE	>999.99		Algorithm converged.	0.00	NE
Respiratory, thoracic and mediastinal disorders	Lung opacity	Asia	140	28.3	0	0.0	139	27.9	0	0.0	NE			NE	NE	NE		NE	NE	NE	NE		NE	NE	NE	NE		NE		NE	NE	NE
Respiratory, thoracic and mediastinal disorders	Lung opacity	Rest of World	57	11.5	0	0.0	59	11.8	0	0.0	NE			NE	NE	NE		NE	NE	NE	NE		NE	NE	NE	NE		NE		NE	NE	NE
Respiratory, thoracic and mediastinal disorders	Nasal congestion	Western Europe/United States/Canada/Australia	298	60.2	14	4.7	300	60.2	10	3.3	1.43		Convergence criterion (GCONV=1E-8) satisfied.	0.62	3.27	0.014		Algorithm converged.	-0.018	0.045	1.41		Algorithm converged.	0.64	3.12	0.3979	0.9720	0.71		Algorithm converged.	0.32	1.57
Respiratory, thoracic and mediastinal disorders	Nasal congestion	Asia	140	28.3	1	0.7	139	27.9	1	0.7	0.99		Convergence criterion (GCONV=1E-8) satisfied.	0.06	16.03	0.000		Algorithm converged.	-0.020	0.020	0.99		Algorithm converged.	0.06	15.72	0.9959		1.01		Algorithm converged.	0.06	15.94
Respiratory, thoracic and mediastinal disorders	Nasal congestion	Rest of World	57	11.5	0	0.0	59	11.8	0	0.0	NE			NE	NE	NE		NE	NE	NE	NE		NE	NE	NE	NE		NE		NE	NE	NE
Respiratory, thoracic and mediastinal disorders	Nasal discomfort	Western Europe/United States/Canada/Australia	298	60.2	1	0.3	300	60.2	0	0.0		*	Quasi-complete separation of data points detected.				*	WARNING: Negative of Hessian not positive definite.			NE		Algorithm converged.	NE	NE	NE	NE	NE		Algorithm converged.	NE	NE
Respiratory, thoracic and mediastinal disorders	Nasal discomfort	Asia	140	28.3	0	0.0	139	27.9	0	0.0	NE			NE	NE	NE		NE	NE	NE	NE		NE	NE	NE	NE		NE		NE	NE	NE
Respiratory, thoracic and mediastinal disorders	Nasal discomfort	Rest of World	57	11.5	0	0.0	59	11.8	0	0.0	NE			NE	NE	NE		NE	NE	NE	NE		NE	NE	NE	NE		NE		NE	NE	NE
Respiratory, thoracic and mediastinal disorders	Nasal dryness	Western Europe/United States/Canada/Australia	298	60.2	0	0.0	300	60.2	3	1.0		*	Quasi-complete separation of data points detected.				*	ERROR: The mean parameter is either invalid or at a limit of its range for some observations.			0.00		Algorithm converged.	0.00	NE	0.9999	NE	>999.99		Algorithm converged.	0.00	NE
Respiratory, thoracic and mediastinal disorders	Nasal dryness	Asia	140	28.3	0	0.0	139	27.9	0	0.0	NE			NE	NE	NE		NE	NE	NE	NE		NE	NE	NE	NE		NE		NE	NE	NE
Respiratory, thoracic and mediastinal disorders	Nasal dryness	Rest of World	57	11.5	0	0.0	59	11.8	0	0.0	NE			NE	NE	NE		NE	NE	NE	NE		NE	NE	NE	NE		NE		NE	NE	NE
Respiratory, thoracic and mediastinal disorders	Nasal mucosal disorder	Western Europe/United States/Canada/Australia	298	60.2	0	0.0	300	60.2	0	0.0	NE			NE	NE	NE		NE	NE	NE	NE		NE	NE	NE	NE	NE	NE		NE	NE	NE
Respiratory, thoracic and mediastinal disorders	Nasal mucosal disorder	Asia	140	28.3	0	0.0	139	27.9	0	0.0	NE			NE	NE	NE		NE	NE	NE	NE		NE	NE	NE	NE		NE		NE	NE	NE
Respiratory, thoracic and mediastinal disorders	Nasal mucosal disorder	Rest of World	57	11.5	1	1.8	59	11.8	0	0.0		*	Quasi-complete separation of data points detected.				*	WARNING: The relative Hessian convergence criterion of 10.998844964 is greater than the limit of 0.0001. The convergence is questionable.			NE		Algorithm converged.	NE	NE	NE		NE		Algorithm converged.	NE	NE
Respiratory, thoracic and mediastinal disorders	Nasal mucosal hypertrophy	Western Europe/United States/Canada/Australia	298	60.2	0	0.0	300	60.2	0	0.0	NE			NE	NE	NE		NE	NE	NE	NE		NE	NE	NE	NE	NE	NE		NE	NE	NE
Respiratory, thoracic and mediastinal disorders	Nasal mucosal hypertrophy	Asia	140	28.3	0	0.0	139	27.9	0	0.0	NE			NE	NE	NE		NE	NE	NE	NE		NE	NE	NE	NE		NE		NE	NE	NE
Respiratory, thoracic and mediastinal disorders	Nasal mucosal hypertrophy	Rest of World	57	11.5	1	1.8	59	11.8	0	0.0		*	Quasi-complete separation of data points detected.				*	WARNING: The relative Hessian convergence criterion of 10.998844964 is greater than the limit of 0.0001. The convergence is questionable.			NE		Algorithm converged.	NE	NE	NE		NE		Algorithm converged.	NE	NE
Respiratory, thoracic and mediastinal disorders	Nasal obstruction	Western Europe/United States/Canada/Australia	298	60.2	0	0.0	300	60.2	0	0.0	NE			NE	NE	NE		NE	NE	NE	NE		NE	NE	NE	NE	NE	NE		NE	NE	NE
Respiratory, thoracic and mediastinal disorders	Nasal obstruction	Asia	140	28.3	1	0.7	139	27.9	0	0.0		*	Quasi-complete separation of data points detected.				*	WARNING: Negative of Hessian not positive definite.			NE		Algorithm converged.	NE	NE	NE		NE		Algorithm converged.	NE	NE
Respiratory, thoracic and mediastinal disorders	Nasal obstruction	Rest of World	57	11.5	0	0.0	59	11.8	0	0.0	NE			NE	NE	NE		NE	NE	NE	NE		NE	NE	NE	NE		NE		NE	NE	NE
Respiratory, thoracic and mediastinal disorders	Oropharyngeal discomfort	Western Europe/United States/Canada/Australia	298	60.2	2	0.7	300	60.2	0	0.0		*	Quasi-complete separation of data points detected.				*	WARNING: Negative of Hessian not positive definite.			NE		Algorithm converged.	NE	NE	NE	NE	NE		Algorithm converged.	NE	NE
Respiratory, thoracic and mediastinal disorders	Oropharyngeal discomfort	Asia	140	28.3	5	3.6	139	27.9	2	1.4	2.54		Convergence criterion (GCONV=1E-8) satisfied.	0.48	13.30	0.021		Algorithm converged.	-0.015	0.058	2.48		Algorithm converged.	0.49	12.58	0.2722		0.40		Algorithm converged.	0.08	2.04
Respiratory, thoracic and mediastinal disorders	Oropharyngeal discomfort	Rest of World	57	11.5	0	0.0	59	11.8	0	0.0	NE			NE	NE	NE		NE	NE	NE	NE		NE	NE	NE	NE		NE		NE	NE	NE
Respiratory, thoracic and mediastinal disorders	Oropharyngeal pain	Western Europe/United States/Canada/Australia	298	60.2	16	5.4	300	60.2	20	6.7	0.79		Convergence criterion (GCONV=1E-8) satisfied.	0.40	1.56	-0.013		Algorithm converged.	-0.051	0.025	0.81		Algorithm converged.	0.43	1.52	0.5058	0.7339	1.24		Algorithm converged.	0.66	2.35
Respiratory, thoracic and mediastinal disorders	Oropharyngeal pain	Asia	140	28.3	4	2.9	139	27.9	5	3.6	0.79		Convergence criterion (GCONV=1E-8) satisfied.	0.21	3.00	-0.007		Algorithm converged.	-0.049	0.034	0.79		Algorithm converged.	0.22	2.90	0.7271		1.26		Algorithm converged.	0.35	4.59
Respiratory, thoracic and mediastinal disorders	Oropharyngeal pain	Rest of World	57	11.5	2	3.5	59	11.8	1	1.7	2.11		Convergence criterion (GCONV=1E-8) satisfied.	0.19	23.92	0.018		Algorithm converged.	-0.040	0.076	2.07		Algorithm converged.	0.19	22.21	0.5478		0.48		Algorithm converged.	0.05	5.18
Respiratory, thoracic and mediastinal disorders	Orthopnoea	Western Europe/United States/Canada/Australia	298	60.2	1	0.3	300	60.2	0	0.0		*	Quasi-complete separation of data points detected.				*	WARNING: Negative of Hessian not positive definite.			NE		Algorithm converged.	NE	NE	NE	NE	NE		Algorithm converged.	NE	NE
Respiratory, thoracic and mediastinal disorders	Orthopnoea	Asia	140	28.3	0	0.0	139	27.9	0	0.0	NE			NE	NE	NE		NE	NE	NE	NE		NE	NE	NE	NE		NE		NE	NE	NE
Respiratory, thoracic and mediastinal disorders	Orthopnoea	Rest of World	57	11.5	0	0.0	59	11.8	0	0.0	NE			NE	NE	NE		NE	NE	NE	NE		NE	NE	NE	NE		NE		NE	NE	NE
Respiratory, thoracic and mediastinal disorders	Paranasal sinus hypersecretion	Western Europe/United States/Canada/Australia	298	60.2	1	0.3	300	60.2	0	0.0		*	Quasi-complete separation of data points detected.				*	WARNING: The relative Hessian convergence criterion of 44.806790292 is greater than the limit of 0.0001. The convergence is questionable.			NE		Algorithm converged.	NE	NE	NE	NE	NE		Algorithm converged.	NE	NE
Respiratory, thoracic and mediastinal disorders	Paranasal sinus hypersecretion	Asia	140	28.3	0	0.0	139	27.9	0	0.0	NE			NE	NE	NE		NE	NE	NE	NE		NE	NE	NE	NE		NE		NE	NE	NE
Respiratory, thoracic and mediastinal disorders	Paranasal sinus hypersecretion	Rest of World	57	11.5	0	0.0	59	11.8	0	0.0	NE			NE	NE	NE		NE	NE	NE	NE		NE	NE	NE	NE		NE		NE	NE	NE
Respiratory, thoracic and mediastinal disorders	Pharyngeal erythema	Western Europe/United States/Canada/Australia	298	60.2	1	0.3	300	60.2	0	0.0		*	Quasi-complete separation of data points detected.				*	WARNING: Negative of Hessian not positive definite.			NE		Algorithm converged.	NE	NE	NE	NE	NE		Algorithm converged.	NE	NE
Respiratory, thoracic and mediastinal disorders	Pharyngeal erythema	Asia	140	28.3	0	0.0	139	27.9	0	0.0	NE			NE	NE	NE		NE	NE	NE	NE		NE	NE	NE	NE		NE		NE	NE	NE
Respiratory, thoracic and mediastinal disorders	Pharyngeal erythema	Rest of World	57	11.5	0	0.0	59	11.8	0	0.0	NE			NE	NE	NE		NE	NE	NE	NE		NE	NE	NE	NE		NE		NE	NE	NE
Respiratory, thoracic and mediastinal disorders	Pharyngeal inflammation	Western Europe/United States/Canada/Australia	298	60.2	0	0.0	300	60.2	0	0.0	NE			NE	NE	NE		NE	NE	NE	NE		NE	NE	NE	NE	NE	NE		NE	NE	NE
Respiratory, thoracic and mediastinal disorders	Pharyngeal inflammation	Asia	140	28.3	0	0.0	139	27.9	1	0.7		*	Quasi-complete separation of data points detected.				*	WARNING: The relative Hessian convergence criterion of 19.480043296 is greater than the limit of 0.0001. The convergence is questionable.			0.00		Algorithm converged.	0.00	NE	0.9999		>999.99		Algorithm converged.	0.00	NE
Respiratory, thoracic and mediastinal disorders	Pharyngeal inflammation	Rest of World	57	11.5	0	0.0	59	11.8	0	0.0	NE			NE	NE	NE		NE	NE	NE	NE		NE	NE	NE	NE		NE		NE	NE	NE
Respiratory, thoracic and mediastinal disorders	Pharyngeal oedema	Western Europe/United States/Canada/Australia	298	60.2	0	0.0	300	60.2	1	0.3		*	Quasi-complete separation of data points detected.				*	ERROR: The mean parameter is either invalid or at a limit of its range for some observations.			0.00		Algorithm converged.	0.00	NE	0.9999	NE	>999.99		Algorithm converged.	0.00	NE
Respiratory, thoracic and mediastinal disorders	Pharyngeal oedema	Asia	140	28.3	0	0.0	139	27.9	0	0.0	NE			NE	NE	NE		NE	NE	NE	NE		NE	NE	NE	NE		NE		NE	NE	NE
Respiratory, thoracic and mediastinal disorders	Pharyngeal oedema	Rest of World	57	11.5	0	0.0	59	11.8	0	0.0	NE			NE	NE	NE		NE	NE	NE	NE		NE	NE	NE	NE		NE		NE	NE	NE
Respiratory, thoracic and mediastinal disorders	Pharyngeal paraesthesia	Western Europe/United States/Canada/Australia	298	60.2	1	0.3	300	60.2	1	0.3	1.01		Convergence criterion (GCONV=1E-8) satisfied.	0.06	16.17	0.000		Algorithm converged.	-0.009	0.009	1.01		Algorithm converged.	0.06	16.02	0.9962	1.0000	0.99		Algorithm converged.	0.06	15.81
Respiratory, thoracic and mediastinal disorders	Pharyngeal paraesthesia	Asia	140	28.3	0	0.0	139	27.9	0	0.0	NE			NE	NE	NE		NE	NE	NE	NE		NE	NE	NE	NE		NE		NE	NE	NE
Respiratory, thoracic and mediastinal disorders	Pharyngeal paraesthesia	Rest of World	57	11.5	0	0.0	59	11.8	0	0.0	NE			NE	NE	NE		NE	NE	NE	NE		NE	NE	NE	NE		NE		NE	NE	NE
Respiratory, thoracic and mediastinal disorders	Pharyngeal swelling	Western Europe/United States/Canada/Australia	298	60.2	1	0.3	300	60.2	1	0.3	1.01		Convergence criterion (GCONV=1E-8) satisfied.	0.06	16.17	0.000		Algorithm converged.	-0.009	0.009	1.01		Algorithm converged.	0.06	16.02	0.9962	1.0000	0.99		Algorithm converged.	0.06	15.81
Respiratory, thoracic and mediastinal disorders	Pharyngeal swelling	Asia	140	28.3	0	0.0	139	27.9	0	0.0	NE			NE	NE	NE		NE	NE	NE	NE		NE	NE	NE	NE		NE		NE	NE	NE
Respiratory, thoracic and mediastinal disorders	Pharyngeal swelling	Rest of World	57	11.5	0	0.0	59	11.8	0	0.0	NE			NE	NE	NE		NE	NE	NE	NE		NE	NE	NE	NE		NE		NE	NE	NE
Respiratory, thoracic and mediastinal disorders	Pleural effusion	Western Europe/United States/Canada/Australia	298	60.2	5	1.7	300	60.2	4	1.3	1.26		Convergence criterion (GCONV=1E-8) satisfied.	0.34	4.75	0.003		Algorithm converged.	-0.016	0.023	1.26		Algorithm converged.	0.34	4.64	0.7300	NE	0.79		Algorithm converged.	0.22	2.93
Respiratory, thoracic and mediastinal disorders	Pleural effusion	Asia	140	28.3	1	0.7	139	27.9	0	0.0		*	Quasi-complete separation of data points detected.				*	WARNING: Negative of Hessian not positive definite.			NE		Algorithm converged.	NE	NE	NE		NE		Algorithm converged.	NE	NE
Respiratory, thoracic and mediastinal disorders	Pleural effusion	Rest of World	57	11.5	0	0.0	59	11.8	0	0.0	NE			NE	NE	NE		NE	NE	NE	NE		NE	NE	NE	NE		NE		NE	NE	NE
Respiratory, thoracic and mediastinal disorders	Pleural thickening	Western Europe/United States/Canada/Australia	298	60.2	0	0.0	300	60.2	0	0.0	NE			NE	NE	NE		NE	NE	NE	NE		NE	NE	NE	NE	NE	NE		NE	NE	NE
Respiratory, thoracic and mediastinal disorders	Pleural thickening	Asia	140	28.3	1	0.7	139	27.9	0	0.0		*	Quasi-complete separation of data points detected.				*	WARNING: Negative of Hessian not positive definite.			NE		Algorithm converged.	NE	NE	NE		NE		Algorithm converged.	NE	NE
Respiratory, thoracic and mediastinal disorders	Pleural thickening	Rest of World	57	11.5	0	0.0	59	11.8	0	0.0	NE			NE	NE	NE		NE	NE	NE	NE		NE	NE	NE	NE		NE		NE	NE	NE
Respiratory, thoracic and mediastinal disorders	Pleuritic pain	Western Europe/United States/Canada/Australia	298	60.2	1	0.3	300	60.2	0	0.0		*	Quasi-complete separation of data points detected.				*	WARNING: The relative Hessian convergence criterion of 44.806790292 is greater than the limit of 0.0001. The convergence is questionable.			NE		Algorithm converged.	NE	NE	NE	NE	NE		Algorithm converged.	NE	NE

Respiratory, thoracic and mediastinal disorders	Pleuritic pain	Asia	140	28.3	0	0.0	139	27.9	0	0.0	NE			NE	NE	NE		NE	NE	NE	NE		NE	NE	NE	NE		NE		NE	NE	NE
Respiratory, thoracic and mediastinal disorders	Pleuritic pain	Rest of World	57	11.5	0	0.0	59	11.8	0	0.0	NE			NE	NE	NE		NE	NE	NE	NE		NE	NE	NE	NE		NE		NE	NE	NE
Respiratory, thoracic and mediastinal disorders	Pneumomediastinum	Western Europe/United States/Canada/Australia	298	60.2	1	0.3	300	60.2	0	0.0		*	Quasi-complete separation of data points detected.				*	WARNING: Negative of Hessian not positive definite.			NE		Algorithm converged.	NE	NE	NE	NE	NE		Algorithm converged.	NE	NE
Respiratory, thoracic and mediastinal disorders	Pneumomediastinum	Asia	140	28.3	0	0.0	139	27.9	0	0.0	NE			NE	NE	NE		NE	NE	NE	NE		NE	NE	NE	NE		NE		NE	NE	NE
Respiratory, thoracic and mediastinal disorders	Pneumomediastinum	Rest of World	57	11.5	0	0.0	59	11.8	0	0.0	NE			NE	NE	NE		NE	NE	NE	NE		NE	NE	NE	NE		NE		NE	NE	NE
Respiratory, thoracic and mediastinal disorders	Pneumonitis	Western Europe/United States/Canada/Australia	298	60.2	4	1.3	300	60.2	3	1.0	1.35		Convergence criterion (GCONV=1E-8) satisfied.	0.30	6.07	0.003		Algorithm converged.	-0.014	0.021	1.34		Algorithm converged.	0.30	5.95	0.6983	0.8335	0.75		Algorithm converged.	0.17	3.30
Respiratory, thoracic and mediastinal disorders	Pneumonitis	Asia	140	28.3	2	1.4	139	27.9	3	2.2	0.66		Convergence criterion (GCONV=1E-8) satisfied.	0.11	3.99	-0.007		Algorithm converged.	-0.038	0.024	0.66		Algorithm converged.	0.11	3.90	0.6484		1.51		Algorithm converged.	0.26	8.90
Respiratory, thoracic and mediastinal disorders	Pneumonitis	Rest of World	57	11.5	0	0.0	59	11.8	0	0.0	NE			NE	NE	NE		NE	NE	NE	NE		NE	NE	NE	NE		NE		NE	NE	NE
Respiratory, thoracic and mediastinal disorders	Pneumothorax	Western Europe/United States/Canada/Australia	298	60.2	0	0.0	300	60.2	1	0.3		*	Quasi-complete separation of data points detected.				*	ERROR: The mean parameter is either invalid or at a limit of its range for some observations.			0.00		Algorithm converged.	0.00	NE	0.9999	NE	>999.99		Algorithm converged.	0.00	NE
Respiratory, thoracic and mediastinal disorders	Pneumothorax	Asia	140	28.3	0	0.0	139	27.9	0	0.0	NE			NE	NE	NE		NE	NE	NE	NE		NE	NE	NE	NE		NE		NE	NE	NE
Respiratory, thoracic and mediastinal disorders	Pneumothorax	Rest of World	57	11.5	0	0.0	59	11.8	0	0.0	NE			NE	NE	NE		NE	NE	NE	NE		NE	NE	NE	NE		NE		NE	NE	NE
Respiratory, thoracic and mediastinal disorders	Productive cough	Western Europe/United States/Canada/Australia	298	60.2	7	2.3	300	60.2	6	2.0	1.18		Convergence criterion (GCONV=1E-8) satisfied.	0.39	3.55	0.003		Algorithm converged.	-0.020	0.027	1.17		Algorithm converged.	0.40	3.45	0.7701	0.1729	0.85		Algorithm converged.	0.29	2.50
Respiratory, thoracic and mediastinal disorders	Productive cough	Asia	140	28.3	2	1.4	139	27.9	6	4.3	0.32		Convergence criterion (GCONV=1E-8) satisfied.	0.06	1.62	-0.029		Algorithm converged.	-0.068	0.010	0.33		Algorithm converged.	0.07	1.61	0.1710		3.02		Algorithm converged.	0.62	14.71
Respiratory, thoracic and mediastinal disorders	Productive cough	Rest of World	57	11.5	1	1.8	59	11.8	0	0.0		*	Quasi-complete separation of data points detected.				*	WARNING: The relative Hessian convergence criterion of 10.998844964 is greater than the limit of 0.0001. The convergence is questionable.			NE		Algorithm converged.	NE	NE	NE		NE		Algorithm converged.	NE	NE
Respiratory, thoracic and mediastinal disorders	Pulmonary embolism	Western Europe/United States/Canada/Australia	298	60.2	3	1.0	300	60.2	4	1.3	0.75		Convergence criterion (GCONV=1E-8) satisfied.	0.17	3.39	-0.003		Algorithm converged.	-0.020	0.014	0.76		Algorithm converged.	0.17	3.34	0.7114	0.2360	1.32		Algorithm converged.	0.30	5.87
Respiratory, thoracic and mediastinal disorders	Pulmonary embolism	Asia	140	28.3	0	0.0	139	27.9	0	0.0	NE			NE	NE	NE		NE	NE	NE	NE		NE	NE	NE	NE		NE		NE	NE	NE
Respiratory, thoracic and mediastinal disorders	Pulmonary embolism	Rest of World	57	11.5	2	3.5	59	11.8	0	0.0		*	Quasi-complete separation of data points detected.				*	WARNING: The relative Hessian convergence criterion of 6.6720380513 is greater than the limit of 0.0001. The convergence is questionable.			NE		Algorithm converged.	NE	NE	NE		NE		Algorithm converged.	NE	NE
Respiratory, thoracic and mediastinal disorders	Pulmonary fibrosis	Western Europe/United States/Canada/Australia	298	60.2	0	0.0	300	60.2	1	0.3		*	Quasi-complete separation of data points detected.				*	ERROR: The mean parameter is either invalid or at a limit of its range for some observations.			0.00		Algorithm converged.	0.00	NE	0.9999	NE	>999.99		Algorithm converged.	0.00	NE
Respiratory, thoracic and mediastinal disorders	Pulmonary fibrosis	Asia	140	28.3	0	0.0	139	27.9	0	0.0	NE			NE	NE	NE		NE	NE	NE	NE		NE	NE	NE	NE		NE		NE	NE	NE
Respiratory, thoracic and mediastinal disorders	Pulmonary fibrosis	Rest of World	57	11.5	0	0.0	59	11.8	0	0.0	NE			NE	NE	NE		NE	NE	NE	NE		NE	NE	NE	NE		NE		NE	NE	NE
Respiratory, thoracic and mediastinal disorders	Pulmonary oedema	Western Europe/United States/Canada/Australia	298	60.2	3	1.0	300	60.2	1	0.3	3.04		Convergence criterion (GCONV=1E-8) satisfied.	0.31	29.39	0.007		Algorithm converged.	-0.006	0.020	3.02		Algorithm converged.	0.32	28.87	0.3372	NE	0.33		Algorithm converged.	0.03	3.17
Respiratory, thoracic and mediastinal disorders	Pulmonary oedema	Asia	140	28.3	0	0.0	139	27.9	0	0.0	NE			NE	NE	NE		NE	NE	NE	NE		NE	NE	NE	NE		NE		NE	NE	NE
Respiratory, thoracic and mediastinal disorders	Pulmonary oedema	Rest of World	57	11.5	0	0.0	59	11.8	0	0.0	NE			NE	NE	NE		NE	NE	NE	NE		NE	NE	NE	NE		NE		NE	NE	NE
Respiratory, thoracic and mediastinal disorders	Pulmonary pain	Western Europe/United States/Canada/Australia	298	60.2	0	0.0	300	60.2	0	0.0	NE			NE	NE	NE		NE	NE	NE	NE		NE	NE	NE	NE	NE	NE		NE	NE	NE
Respiratory, thoracic and mediastinal disorders	Pulmonary pain	Asia	140	28.3	0	0.0	139	27.9	0	0.0	NE			NE	NE	NE		NE	NE	NE	NE		NE	NE	NE	NE		NE		NE	NE	NE
Respiratory, thoracic and mediastinal disorders	Pulmonary pain	Rest of World	57	11.5	1	1.8	59	11.8	0	0.0		*	Quasi-complete separation of data points detected.				*	ERROR: Error in computing the link function, its derivatives, or the variance function.			NE		Algorithm converged.	NE	NE	NE		NE		Algorithm converged.	NE	NE
Respiratory, thoracic and mediastinal disorders	Respiratory failure	Western Europe/United States/Canada/Australia	298	60.2	3	1.0	300	60.2	1	0.3	3.04		Convergence criterion (GCONV=1E-8) satisfied.	0.31	29.39	0.007		Algorithm converged.	-0.006	0.020	3.02		Algorithm converged.	0.32	28.87	0.3372	NE	0.33		Algorithm converged.	0.03	3.17
Respiratory, thoracic and mediastinal disorders	Respiratory failure	Asia	140	28.3	0	0.0	139	27.9	0	0.0	NE			NE	NE	NE		NE	NE	NE	NE		NE	NE	NE	NE		NE		NE	NE	NE
Respiratory, thoracic and mediastinal disorders	Respiratory failure	Rest of World	57	11.5	0	0.0	59	11.8	0	0.0	NE			NE	NE	NE		NE	NE	NE	NE		NE	NE	NE	NE		NE		NE	NE	NE
Respiratory, thoracic and mediastinal disorders	Rhinitis allergic	Western Europe/United States/Canada/Australia	298	60.2	7	2.3	300	60.2	4	1.3	1.78		Convergence criterion (GCONV=1E-8) satisfied.	0.52	6.15	0.010		Algorithm converged.	-0.011	0.032	1.76		Algorithm converged.	0.52	5.96	0.3621	0.3098	0.57		Algorithm converged.	0.17	1.92
Respiratory, thoracic and mediastinal disorders	Rhinitis allergic	Asia	140	28.3	2	1.4	139	27.9	0	0.0		*	Quasi-complete separation of data points detected.				*	ERROR: The mean parameter is either invalid or at a limit of its range for some observations.			NE		Algorithm converged.	NE	NE	NE		NE		Algorithm converged.	NE	NE
Respiratory, thoracic and mediastinal disorders	Rhinitis allergic	Rest of World	57	11.5	1	1.8	59	11.8	0	0.0		*	Quasi-complete separation of data points detected.				*	ERROR: Error in computing the link function, its derivatives, or the variance function.			NE		Algorithm converged.	NE	NE	NE		NE		Algorithm converged.	NE	NE
Respiratory, thoracic and mediastinal disorders	Rhinorrhoea	Western Europe/United States/Canada/Australia	298	60.2	14	4.7	300	60.2	18	6.0	0.77		Convergence criterion (GCONV=1E-8) satisfied.	0.38	1.58	-0.013		Algorithm converged.	-0.049	0.023	0.78		Algorithm converged.	0.40	1.55	0.4806	0.4887	1.28		Algorithm converged.	0.65	2.52
Respiratory, thoracic and mediastinal disorders	Rhinorrhoea	Asia	140	28.3	3	2.1	139	27.9	1	0.7	3.02		Convergence criterion (GCONV=1E-8) satisfied.	0.31	29.40	0.014		Algorithm converged.	-0.014	0.042	2.98		Algorithm converged.	0.31	28.29	0.3419		0.34		Algorithm converged.	0.04	3.19
Respiratory, thoracic and mediastinal disorders	Rhinorrhoea	Rest of World	57	11.5	0	0.0	59	11.8	0	0.0	NE			NE	NE	NE		NE	NE	NE	NE		NE	NE	NE	NE		NE		NE	NE	NE
Respiratory, thoracic and mediastinal disorders	Sinus congestion	Western Europe/United States/Canada/Australia	298	60.2	3	1.0	300	60.2	3	1.0	1.01		Convergence criterion (GCONV=1E-8) satisfied.	0.20	5.03	0.000		Algorithm converged.	-0.016	0.016	1.01		Algorithm converged.	0.20	4.95	0.9934	NE	0.99		Algorithm converged.	0.20	4.88
Respiratory, thoracic and mediastinal disorders	Sinus congestion	Asia	140	28.3	0	0.0	139	27.9	0	0.0	NE			NE	NE	NE		NE	NE	NE	NE		NE	NE	NE	NE		NE		NE	NE	NE
Respiratory, thoracic and mediastinal disorders	Sinus congestion	Rest of World	57	11.5	0	0.0	59	11.8	0	0.0	NE			NE	NE	NE		NE	NE	NE	NE		NE	NE	NE	NE		NE		NE	NE	NE
Respiratory, thoracic and mediastinal disorders	Sinus pain	Western Europe/United States/Canada/Australia	298	60.2	1	0.3	300	60.2	0	0.0		*	Quasi-complete separation of data points detected.				*	WARNING: Negative of Hessian not positive definite.			NE		Algorithm converged.	NE	NE	NE	NE	NE		Algorithm converged.	NE	NE
Respiratory, thoracic and mediastinal disorders	Sinus pain	Asia	140	28.3	0	0.0	139	27.9	0	0.0	NE			NE	NE	NE		NE	NE	NE	NE		NE	NE	NE	NE		NE		NE	NE	NE
Respiratory, thoracic and mediastinal disorders	Sinus pain	Rest of World	57	11.5	1	1.8	59	11.8	0	0.0		*	Quasi-complete separation of data points detected.				*	ERROR: Error in computing the link function, its derivatives, or the variance function.			NE		Algorithm converged.	NE	NE	NE		NE		Algorithm converged.	NE	NE
Respiratory, thoracic and mediastinal disorders	Sleep apnoea syndrome	Western Europe/United States/Canada/Australia	298	60.2	1	0.3	300	60.2	1	0.3	1.01		Convergence criterion (GCONV=1E-8) satisfied.	0.06	16.17	0.000		Algorithm converged.	-0.009	0.009	1.01		Algorithm converged.	0.06	16.02	0.9962	1.0000	0.99		Algorithm converged.	0.06	15.81
Respiratory, thoracic and mediastinal disorders	Sleep apnoea syndrome	Asia	140	28.3	0	0.0	139	27.9	0	0.0	NE			NE	NE	NE		NE	NE	NE	NE		NE	NE	NE	NE		NE		NE	NE	NE
Respiratory, thoracic and mediastinal disorders	Sleep apnoea syndrome	Rest of World	57	11.5	0	0.0	59	11.8	0	0.0	NE			NE	NE	NE		NE	NE	NE	NE		NE	NE	NE	NE		NE		NE	NE	NE
Respiratory, thoracic and mediastinal disorders	Sneezing	Western Europe/United States/Canada/Australia	298	60.2	0	0.0	300	60.2	2	0.7		*	Quasi-complete separation of data points detected.				*	ERROR: The mean parameter is either invalid or at a limit of its range for some observations.			0.00		Algorithm converged.	0.00	NE	0.9999	NE	>999.99		Algorithm converged.	0.00	NE
Respiratory, thoracic and mediastinal disorders	Sneezing	Asia	140	28.3	0	0.0	139	27.9	0	0.0	NE			NE	NE	NE		NE	NE	NE	NE		NE	NE	NE	NE		NE		NE	NE	NE
Respiratory, thoracic and mediastinal disorders	Sneezing	Rest of World	57	11.5	0	0.0	59	11.8	0	0.0	NE			NE	NE	NE		NE	NE	NE	NE		NE	NE	NE	NE		NE		NE	NE	NE
Respiratory, thoracic and mediastinal disorders	Stridor	Western Europe/United States/Canada/Australia	298	60.2	1	0.3	300	60.2	0	0.0		*	Quasi-complete separation of data points detected.				*	WARNING: Negative of Hessian not positive definite.			NE		Algorithm converged.	NE	NE	NE	NE	NE		Algorithm converged.	NE	NE
Respiratory, thoracic and mediastinal disorders	Stridor	Asia	140	28.3	0	0.0	139	27.9	0	0.0	NE			NE	NE	NE		NE	NE	NE	NE		NE	NE	NE	NE		NE		NE	NE	NE
Respiratory, thoracic and mediastinal disorders	Stridor	Rest of World	57	11.5	0	0.0	59	11.8	0	0.0	NE			NE	NE	NE		NE	NE	NE	NE		NE	NE	NE	NE		NE		NE	NE	NE
Respiratory, thoracic and mediastinal disorders	Suffocation feeling	Western Europe/United States/Canada/Australia	298	60.2	0	0.0	300	60.2	0	0.0	NE			NE	NE	NE		NE	NE	NE	NE		NE	NE	NE	NE	NE	NE		NE	NE	NE
Respiratory, thoracic and mediastinal disorders	Suffocation feeling	Asia	140	28.3	1	0.7	139	27.9	0	0.0		*	Quasi-complete separation of data points detected.				*	ERROR: Error in computing the link function, its derivatives, or the variance function.			NE		Algorithm converged.	NE	NE	NE		NE		Algorithm converged.	NE	NE
Respiratory, thoracic and mediastinal disorders	Suffocation feeling	Rest of World	57	11.5	0	0.0	59	11.8	0	0.0	NE			NE	NE	NE		NE	NE	NE	NE		NE	NE	NE	NE		NE		NE	NE	NE
Respiratory, thoracic and mediastinal disorders	Tachypnoea	Western Europe/United States/Canada/Australia	298	60.2	0	0.0	300	60.2	0	0.0	NE			NE	NE	NE		NE	NE	NE	NE		NE	NE	NE	NE	NE	NE		NE	NE	NE
Respiratory, thoracic and mediastinal disorders	Tachypnoea	Asia	140	28.3	0	0.0	139	27.9	1	0.7		*	Quasi-complete separation of data points detected.				*	WARNING: The relative Hessian convergence criterion of 19.480043432 is greater than the limit of 0.0001. The convergence is questionable.			0.00		Algorithm converged.	0.00	NE	0.9999		>999.99		Algorithm converged.	0.00	NE
Respiratory, thoracic and mediastinal disorders	Tachypnoea	Rest of World	57	11.5	0	0.0	59	11.8	1	1.7		*	Quasi-complete separation of data points detected.				*	WARNING: The relative Hessian convergence criterion of 10.540168601 is greater than the limit of 0.0001. The convergence is questionable.			0.00		Algorithm converged.	0.00	NE	0.9999		>999.99		Algorithm converged.	0.00	NE
Respiratory, thoracic and mediastinal disorders	Throat irritation	Western Europe/United States/Canada/Australia	298	60.2	9	3.0	300	60.2	8	2.7	1.14		Convergence criterion (GCONV=1E-8) satisfied.	0.43	2.99	0.004		Algorithm converged.	-0.023	0.030	1.13		Algorithm converged.	0.44	2.90	0.7950	0.1276	0.88		Algorithm converged.	0.35	2.26
Respiratory, thoracic and mediastinal disorders	Throat irritation	Asia	140	28.3	0	0.0	139	27.9	1	0.7		*	Quasi-complete separation of data points detected.				*	WARNING: The relative Hessian convergence criterion of 19.480043432 is greater than the limit of 0.0001. The convergence is questionable.			0.00		Algorithm converged.	0.00	NE	0.9999		>999.99		Algorithm converged.	0.00	NE
Respiratory, thoracic and mediastinal disorders	Throat irritation	Rest of World	57	11.5	2	3.5	59	11.8	0	0.0		*	Quasi-complete separation of data points detected.				*	WARNING: The relative Hessian convergence criterion of 6.6720380574 is greater than the limit of 0.0001. The convergence is questionable.			NE		Algorithm converged.	NE	NE	NE		NE		Algorithm converged.	NE	NE
Respiratory, thoracic and mediastinal disorders	Throat tightness	Western Europe/United States/Canada/Australia	298	60.2	2	0.7	300	60.2	2	0.7	1.01		Convergence criterion (GCONV=1E-8) satisfied.	0.14	7.19	0.000		Algorithm converged.	-0.013	0.013	1.01		Algorithm converged.	0.14	7.10	0.9946	NE	0.99		Algorithm converged.	0.14	7.01
Respiratory, thoracic and mediastinal disorders	Throat tightness	Asia	140	28.3	0	0.0	139	27.9	0	0.0	NE			NE	NE	NE		NE	NE	NE	NE		NE	NE	NE	NE		NE		NE	NE	NE
Respiratory, thoracic and mediastinal disorders	Throat tightness	Rest of World	57	11.5	1	1.8	59	11.8	0	0.0		*	Quasi-complete separation of data points detected.				*	ERROR: Error in computing the link function, its derivatives, or the variance function.			NE		Algorithm converged.	NE	NE	NE		NE		Algorithm converged.	NE	NE
Respiratory, thoracic and mediastinal disorders	Tonsillar hypertrophy	Western Europe/United States/Canada/Australia	298	60.2	0	0.0	300	60.2	0	0.0	NE			NE	NE	NE		NE	NE	NE	NE		NE	NE	NE	NE	NE	NE		NE	NE	NE
Respiratory, thoracic and mediastinal disorders	Tonsillar hypertrophy	Asia	140	28.3	0	0.0	139	27.9	1	0.7		*	Quasi-complete separation of data points detected.				*	WARNING: The relative Hessian convergence criterion of 19.480043432 is greater than the limit of 0.0001. The convergence is questionable.			0.00		Algorithm converged.	0.00	NE	0.9999		>999.99		Algorithm converged.	0.00	NE
Respiratory, thoracic and mediastinal disorders	Tonsillar hypertrophy	Rest of World	57	11.5	0	0.0	59	11.8	0	0.0	NE			NE	NE	NE		NE	NE	NE	NE		NE	NE	NE	NE		NE		NE	NE	NE
Respiratory, thoracic and mediastinal disorders	Upper respiratory tract congestion	Western Europe/United States/Canada/Australia	298	60.2	1	0.3	300	60.2	0	0.0		*	Quasi-complete separation of data points detected.				*	WARNING: Negative of Hessian not positive definite.			NE		Algorithm converged.	NE	NE	NE	NE	NE		Algorithm converged.	NE	NE
Respiratory, thoracic and mediastinal disorders	Upper respiratory tract congestion	Asia	140	28.3	0	0.0	139	27.9	0	0.0	NE			NE	NE	NE		NE	NE	NE	NE		NE	NE	NE	NE		NE		NE	NE	NE
Respiratory, thoracic and mediastinal disorders	Upper respiratory tract congestion	Rest of World	57	11.5	0	0.0	59	11.8	0	0.0	NE			NE	NE	NE		NE	NE	NE	NE		NE	NE	NE	NE		NE		NE	NE	NE
Respiratory, thoracic and mediastinal disorders	Upper respiratory tract inflammation	Western Europe/United States/Canada/Australia	298	60.2	0	0.0	300	60.2	0	0.0	NE			NE	NE	NE		NE	NE	NE	NE		NE	NE	NE	NE	NE	NE		NE	NE	NE
Respiratory, thoracic and mediastinal disorders	Upper respiratory tract inflammation	Asia	140	28.3	0	0.0	139	27.9	1	0.7		*	Quasi-complete separation of data points detected.				*	WARNING: The relative Hessian convergence criterion of 19.480043228 is greater than the limit of 0.0001. The convergence is questionable.			0.00		Algorithm converged.	0.00	NE	0.9999		>999.99		Algorithm converged.	0.00	NE
Respiratory, thoracic and mediastinal disorders	Upper respiratory tract inflammation	Rest of World	57	11.5	0	0.0	59	11.8	0	0.0	NE			NE	NE	NE		NE	NE	NE	NE		NE	NE	NE	NE		NE		NE	NE	NE
Respiratory, thoracic and mediastinal disorders	Upper-airway cough syndrome	Western Europe/United States/Canada/Australia	298	60.2	2	0.7	300	60.2	4	1.3	0.50		Convergence criterion (GCONV=1E-8) satisfied.	0.09	2.75	-0.007		Algorithm converged.	-0.023	0.009	0.50		Algorithm converged.	0.09	2.73	0.4259	NE	1.99		Algorithm converged.	0.37	10.76
Respiratory, thoracic and mediastinal disorders	Upper-airway cough syndrome	Asia	140	28.3	0	0.0	139	27.9	0	0.0	NE			NE	NE	NE		NE	NE	NE	NE		NE	NE	NE	NE		NE		NE	NE	NE
Respiratory, thoracic and mediastinal disorders	Upper-airway cough syndrome	Rest of World	57	11.5	0	0.0	59	11.8	0	0.0	NE			NE	NE	NE		NE	NE	NE	NE		NE	NE	NE	NE		NE		NE	NE	NE
Respiratory, thoracic and mediastinal disorders	Wheezing	Western Europe/United States/Canada/Australia	298	60.2	3	1.0	300	60.2	2	0.7	1.52		Convergence criterion (GCONV=1E-8) satisfied.	0.25	9.13	0.003		Algorithm converged.	-0.011	0.018	1.51		Algorithm converged.	0.25	8.97	0.6503	NE	0.66		Algorithm converged.	0.11	3.93
Respiratory, thoracic and mediastinal disorders	Wheezing	Asia	140	28.3	0	0.0	139	27.9	0	0.0	NE			NE	NE	NE		NE	NE	NE	NE		NE	NE	NE	NE		NE		NE	NE	NE
Respiratory, thoracic and mediastinal disorders	Wheezing	Rest of World	57	11.5	0	0.0	59	11.8	0	0.0	NE			NE	NE	NE		NE	NE	NE	NE		NE	NE	NE	NE		NE		NE	NE	NE
Skin and subcutaneous tissue disorders		Western Europe/United States/Canada/Australia	298	60.2	151	50.7	300	60.2	137	45.7	1.22		Convergence criterion (GCONV=1E-8) satisfied.	0.89	1.69	0.050		Algorithm converged.	-0.030	0.130	1.11		Algorithm converged.	0.94	1.31	0.2214	0.9172	0.90		Algorithm converged.	0.76	1.06
Skin and subcutaneous tissue disorders		Asia	140	28.3	79	56.4	139	27.9	72	51.8	1.21		Convergence criterion (GCONV=1E-8) satisfied.	0.75	1.93	0.046		Algorithm converged.	-0.071	0.163	1.09		Algorithm converged.	0.88	1.35	0.4385		0.92		Algorithm converged.	0.74	1.14
Skin and subcutaneous tissue disorders		Rest of World	57	11.5	11	19.3	59	11.8	12	20.3	0.94		Convergence criterion (GCONV=1E-8) satisfied.	0.38	2.34	-0.010		Algorithm converged.	-0.155	0.135	0.95		Algorithm converged.	0.46	1.97	0.8883		1.05		Algorithm converged.	0.51	2.19
Skin and subcutaneous tissue disorders	Acanthosis nigricans	Western Europe/United States/Canada/Australia	298	60.2	0	0.0	300	60.2	1	0.3		*	Quasi-complete separation of data points detected.				*	ERROR: The mean parameter is either invalid or at a limit of its range for some observations.			0.00		Algorithm converged.	0.00	NE	0.9999	NE	>999.99		Algorithm converged.	0.00	NE
Skin and subcutaneous tissue disorders	Acanthosis nigricans	Asia	140	28.3	0	0.0	139	27.9	0	0.0	NE			NE	NE	NE		NE	NE	NE	NE		NE	NE	NE	NE		NE		NE	NE	NE
Skin and subcutaneous tissue disorders	Acanthosis nigricans	Rest of World	57	11.5	0	0.0	59	11.8	0	0.0	NE			NE	NE	NE		NE	NE	NE	NE		NE	NE	NE	NE		NE		NE	NE	NE
Skin and subcutaneous tissue disorders	Acne	Western Europe/United States/Canada/Australia	298	60.2	0	0.0	300	60.2	1	0.3		*	Quasi-complete separation of data points detected.				*	ERROR: The mean parameter is either invalid or at a limit of its range for some observations.			0.00		Algorithm converged.	0.00	NE	0.9999	NE	>999.99		Algorithm converged.	0.00	NE
Skin and subcutaneous tissue disorders	Acne	Asia	140	28.3	0	0.0	139	27.9	0	0.0	NE			NE	NE	NE		NE	NE	NE	NE		NE	NE	NE	NE		NE		NE	NE	NE
Skin and subcutaneous tissue disorders	Acne	Rest of World	57	11.5	0	0.0	59	11.8	0	0.0	NE			NE	NE	NE		NE	NE	NE	NE		NE	NE	NE	NE		NE		NE	NE	NE
Skin and subcutaneous tissue disorders	Actinic keratosis	Western Europe/United States/Canada/Australia	298	60.2	1	0.3	300	60.2	0	0.0		*	Quasi-complete separation of data points detected.				*	WARNING: Negative of Hessian not positive definite.			NE		Algorithm converged.	NE	NE	NE	NE	NE		Algorithm converged.	NE	NE
Skin and subcutaneous tissue disorders	Actinic keratosis	Asia	140	28.3	0	0.0	139	27.9	0	0.0	NE			NE	NE	NE		NE	NE	NE	NE		NE	NE	NE	NE		NE		NE	NE	NE
Skin and subcutaneous tissue disorders	Actinic keratosis	Rest of World	57	11.5	0	0.0	59	11.8	0	0.0	NE			NE	NE	NE		NE	NE	NE	NE		NE	NE	NE	NE		NE		NE	NE	NE
Skin and subcutaneous tissue disorders	Alopecia	Western Europe/United States/Canada/Australia	298	60.2	71	23.8	300	60.2	72	24.0	0.99		Convergence criterion (GCONV=1E-8) satisfied.	0.68	1.44	-0.002		Algorithm converged.	-0.070	0.067	0.99		Algorithm converged.	0.75	1.32	0.9601	0.7541	1.01		Algorithm converged.	0.76	1.34
Skin and subcutaneous tissue disorders	Alopecia	Asia	140	28.3	56	40.0	139	27.9	51	36.7	1.15		Convergence criterion (GCONV=1E-8) satisfied.	0.71	1.86	0.033		Algorithm converged.	-0.081	0.147	1.09		Algorithm converged.	0.81	1.47	0.5701		0.92		Algorithm converged.	0.68	1.24
Skin and subcutaneous tissue disorders	Alopecia	Rest of World	57	11.5	5	8.8	59	11.8	7	11.9	0.71		Convergence criterion (GCONV=1E-8) satisfied.	0.21	2.40	-0.031		Algorithm converged.	-0.141	0.080	0.74		Algorithm converged.	0.25	2.20	0.5866		1.35		Algorithm converged.	0.46	4.02
Skin and subcutaneous tissue disorders	Angioedema	Western Europe/United States/Canada/Australia	298	60.2	0	0.0	300	60.2	1	0.3		*	Quasi-complete separation of data points detected.				*	ERROR: The mean parameter is either invalid or at a limit of its range for some observations.			0.00		Algorithm converged.	0.00	NE	0.9999	NE	>999.99		Algorithm converged.	0.00	NE
Skin and subcutaneous tissue disorders	Angioedema	Asia	140	28.3	0	0.0	139	27.9	0	0.0	NE			NE	NE	NE		NE	NE	NE	NE		NE	NE	NE	NE		NE		NE	NE	NE
Skin and subcutaneous tissue disorders	Angioedema	Rest of World	57	11.5	0	0.0	59	11.8	0	0.0	NE			NE	NE	NE		NE	NE	NE	NE		NE	NE	NE	NE		NE		NE	NE	NE
Skin and subcutaneous tissue disorders	Blister	Western Europe/United States/Canada/Australia	298	60.2	1	0.3	300	60.2	0	0.0		*	Quasi-complete separation of data points detected.				*	WARNING: The relative Hessian convergence criterion of 44.806790292 is greater than the limit of 0.0001. The convergence is questionable.			NE		Algorithm converged.	NE	NE	NE	NE	NE		Algorithm converged.	NE	NE
Skin and subcutaneous tissue disorders	Blister	Asia	140	28.3	0	0.0	139	27.9	0	0.0	NE			NE	NE	NE		NE	NE	NE	NE		NE	NE	NE	NE		NE		NE	NE	NE
Skin and subcutaneous tissue disorders	Blister	Rest of World	57	11.5	0	0.0	59	11.8	0	0.0	NE			NE	NE	NE		NE	NE	NE	NE		NE	NE	NE	NE		NE		NE	NE	NE
Skin and subcutaneous tissue disorders	Bullous haemorrhagic dermatosis	Western Europe/United States/Canada/Australia	298	60.2	0	0.0	300	60.2	0	0.0	NE			NE	NE	NE		NE	NE	NE	NE		NE	NE	NE	NE	NE	NE		NE	NE	NE
Skin and subcutaneous tissue disorders	Bullous haemorrhagic dermatosis	Asia	140	28.3	0	0.0	139	27.9	0	0.0	NE			NE	NE	NE		NE	NE	NE	NE		NE	NE	NE	NE		NE		NE	NE	NE
Skin and subcutaneous tissue disorders	Bullous haemorrhagic dermatosis	Rest of World	57	11.5	1	1.8	59	11.8	0	0.0		*	Quasi-complete separation of data points detected.				*	WARNING: The relative Hessian convergence criterion of 10.998844964 is greater than the limit of 0.0001. The convergence is questionable.			NE		Algorithm converged.	NE	NE	NE		NE		Algorithm converged.	NE	NE
Skin and subcutaneous tissue disorders	Cold sweat	Western Europe/United States/Canada/Australia	298	60.2	0	0.0	300	60.2	1	0.3		*	Quasi-complete separation of data points detected.				*	ERROR: The mean parameter is either invalid or at a limit of its range for some observations.			0.00		Algorithm converged.	0.00	NE	0.9999	NE	>999.99		Algorithm converged.	0.00	NE
Skin and subcutaneous tissue disorders	Cold sweat	Asia	140	28.3	1	0.7	139	27.9	0	0.0		*	Quasi-complete separation of data points detected.				*	WARNING: Negative of Hessian not positive definite.			NE		Algorithm converged.	NE	NE	NE		NE		Algorithm converged.	NE	NE
Skin and subcutaneous tissue disorders	Cold sweat	Rest of World	57	11.5	0	0.0	59	11.8	0	0.0	NE			NE	NE	NE		NE	NE	NE	NE		NE	NE	NE	NE		NE		NE	NE	NE

Skin and subcutaneous tissue disorders	Cutaneous vasculitis	Western Europe/United States/Canada/Australia	298	60.2	1	0.3	300	60.2	0	0.0		*	Quasi-complete separation of data points detected.				*	WARNING: Negative of Hessian not positive definite.			NE		Algorithm converged.	NE	NE	NE	NE	NE		Algorithm converged.	NE	NE
Skin and subcutaneous tissue disorders	Cutaneous vasculitis	Asia	140	28.3	0	0.0	139	27.9	0	0.0	NE			NE	NE	NE		NE	NE	NE	NE		NE	NE	NE	NE		NE		NE	NE	NE
Skin and subcutaneous tissue disorders	Cutaneous vasculitis	Rest of World	57	11.5	0	0.0	59	11.8	0	0.0	NE			NE	NE	NE		NE	NE	NE	NE		NE	NE	NE	NE		NE		NE	NE	NE
Skin and subcutaneous tissue disorders	Decubitus ulcer	Western Europe/United States/Canada/Australia	298	60.2	1	0.3	300	60.2	1	0.3	1.01		Convergence criterion (GCONV=1E-8) satisfied.	0.06	16.17	0.000		Algorithm converged.	-0.009	0.009	1.01		Algorithm converged.	0.06	16.02	0.9962	1.0000	0.99		Algorithm converged.	0.06	15.81
Skin and subcutaneous tissue disorders	Decubitus ulcer	Asia	140	28.3	0	0.0	139	27.9	0	0.0	NE			NE	NE	NE		NE	NE	NE	NE		NE	NE	NE	NE		NE		NE	NE	NE
Skin and subcutaneous tissue disorders	Decubitus ulcer	Rest of World	57	11.5	0	0.0	59	11.8	0	0.0	NE			NE	NE	NE		NE	NE	NE	NE		NE	NE	NE	NE		NE		NE	NE	NE
Skin and subcutaneous tissue disorders	Dermal cyst	Western Europe/United States/Canada/Australia	298	60.2	1	0.3	300	60.2	1	0.3	1.01		Convergence criterion (GCONV=1E-8) satisfied.	0.06	16.17	0.000		Algorithm converged.	-0.009	0.009	1.01		Algorithm converged.	0.06	16.02	0.9962	1.0000	0.99		Algorithm converged.	0.06	15.81
Skin and subcutaneous tissue disorders	Dermal cyst	Asia	140	28.3	0	0.0	139	27.9	0	0.0	NE			NE	NE	NE		NE	NE	NE	NE		NE	NE	NE	NE		NE		NE	NE	NE
Skin and subcutaneous tissue disorders	Dermal cyst	Rest of World	57	11.5	0	0.0	59	11.8	0	0.0	NE			NE	NE	NE		NE	NE	NE	NE		NE	NE	NE	NE		NE		NE	NE	NE
Skin and subcutaneous tissue disorders	Dermatitis	Western Europe/United States/Canada/Australia	298	60.2	0	0.0	300	60.2	2	0.7		*	Quasi-complete separation of data points detected.				*	ERROR: The mean parameter is either invalid or at a limit of its range for some observations.			0.00		Algorithm converged.	0.00	NE	0.9999	NE	>999.99		Algorithm converged.	0.00	NE
Skin and subcutaneous tissue disorders	Dermatitis	Asia	140	28.3	1	0.7	139	27.9	0	0.0		*	Quasi-complete separation of data points detected.				*	ERROR: Error in computing the link function, its derivatives, or the variance function.			NE		Algorithm converged.	NE	NE	NE		NE		Algorithm converged.	NE	NE
Skin and subcutaneous tissue disorders	Dermatitis	Rest of World	57	11.5	0	0.0	59	11.8	1	1.7		*	Quasi-complete separation of data points detected.				*	WARNING: The relative Hessian convergence criterion of 10.540168601 is greater than the limit of 0.0001. The convergence is questionable.			0.00		Algorithm converged.	0.00	NE	0.9999		>999.99		Algorithm converged.	0.00	NE
Skin and subcutaneous tissue disorders	Dermatitis acneiform	Western Europe/United States/Canada/Australia	298	60.2	0	0.0	300	60.2	2	0.7		*	Quasi-complete separation of data points detected.				*	ERROR: The mean parameter is either invalid or at a limit of its range for some observations.			0.00		Algorithm converged.	0.00	NE	0.9999	NE	>999.99		Algorithm converged.	0.00	NE
Skin and subcutaneous tissue disorders	Dermatitis acneiform	Asia	140	28.3	2	1.4	139	27.9	0	0.0		*	Quasi-complete separation of data points detected.				*	ERROR: The mean parameter is either invalid or at a limit of its range for some observations.			NE		Algorithm converged.	NE	NE	NE		NE		Algorithm converged.	NE	NE
Skin and subcutaneous tissue disorders	Dermatitis acneiform	Rest of World	57	11.5	0	0.0	59	11.8	0	0.0	NE			NE	NE	NE		NE	NE	NE	NE		NE	NE	NE	NE		NE		NE	NE	NE
Skin and subcutaneous tissue disorders	Dermatitis allergic	Western Europe/United States/Canada/Australia	298	60.2	0	0.0	300	60.2	1	0.3		*	Quasi-complete separation of data points detected.				*	ERROR: The mean parameter is either invalid or at a limit of its range for some observations.			0.00		Algorithm converged.	0.00	NE	0.9999	NE	>999.99		Algorithm converged.	0.00	NE
Skin and subcutaneous tissue disorders	Dermatitis allergic	Asia	140	28.3	0	0.0	139	27.9	0	0.0	NE			NE	NE	NE		NE	NE	NE	NE		NE	NE	NE	NE		NE		NE	NE	NE
Skin and subcutaneous tissue disorders	Dermatitis allergic	Rest of World	57	11.5	0	0.0	59	11.8	0	0.0	NE			NE	NE	NE		NE	NE	NE	NE		NE	NE	NE	NE		NE		NE	NE	NE
Skin and subcutaneous tissue disorders	Dermatitis bullous	Western Europe/United States/Canada/Australia	298	60.2	0	0.0	300	60.2	0	0.0	NE			NE	NE	NE		NE	NE	NE	NE		NE	NE	NE	NE	NE	NE		NE	NE	NE
Skin and subcutaneous tissue disorders	Dermatitis bullous	Asia	140	28.3	1	0.7	139	27.9	1	0.7	0.99		Convergence criterion (GCONV=1E-8) satisfied.	0.06	16.03	0.000		Algorithm converged.	-0.020	0.020	0.99		Algorithm converged.	0.06	15.72	0.9959		1.01		Algorithm converged.	0.06	15.94
Skin and subcutaneous tissue disorders	Dermatitis bullous	Rest of World	57	11.5	0	0.0	59	11.8	0	0.0	NE			NE	NE	NE		NE	NE	NE	NE		NE	NE	NE	NE		NE		NE	NE	NE
Skin and subcutaneous tissue disorders	Dermatitis contact	Western Europe/United States/Canada/Australia	298	60.2	1	0.3	300	60.2	0	0.0		*	Quasi-complete separation of data points detected.				*	WARNING: The relative Hessian convergence criterion of 44.806790292 is greater than the limit of 0.0001. The convergence is questionable.			NE		Algorithm converged.	NE	NE	NE	NE	NE		Algorithm converged.	NE	NE
Skin and subcutaneous tissue disorders	Dermatitis contact	Asia	140	28.3	1	0.7	139	27.9	0	0.0		*	Quasi-complete separation of data points detected.				*	WARNING: Negative of Hessian not positive definite.			NE		Algorithm converged.	NE	NE	NE		NE		Algorithm converged.	NE	NE
Skin and subcutaneous tissue disorders	Dermatitis contact	Rest of World	57	11.5	0	0.0	59	11.8	0	0.0	NE			NE	NE	NE		NE	NE	NE	NE		NE	NE	NE	NE		NE		NE	NE	NE
Skin and subcutaneous tissue disorders	Dermatitis diaper	Western Europe/United States/Canada/Australia	298	60.2	0	0.0	300	60.2	0	0.0	NE			NE	NE	NE		NE	NE	NE	NE		NE	NE	NE	NE	NE	NE		NE	NE	NE
Skin and subcutaneous tissue disorders	Dermatitis diaper	Asia	140	28.3	0	0.0	139	27.9	1	0.7		*	Quasi-complete separation of data points detected.				*	WARNING: The relative Hessian convergence criterion of 19.480043296 is greater than the limit of 0.0001. The convergence is questionable.			0.00		Algorithm converged.	0.00	NE	0.9999		>999.99		Algorithm converged.	0.00	NE
Skin and subcutaneous tissue disorders	Dermatitis diaper	Rest of World	57	11.5	0	0.0	59	11.8	0	0.0	NE			NE	NE	NE		NE	NE	NE	NE		NE	NE	NE	NE		NE		NE	NE	NE
Skin and subcutaneous tissue disorders	Dermatitis exfoliative generalised	Western Europe/United States/Canada/Australia	298	60.2	0	0.0	300	60.2	1	0.3		*	Quasi-complete separation of data points detected.				*	ERROR: The mean parameter is either invalid or at a limit of its range for some observations.			0.00		Algorithm converged.	0.00	NE	0.9999	NE	>999.99		Algorithm converged.	0.00	NE
Skin and subcutaneous tissue disorders	Dermatitis exfoliative generalised	Asia	140	28.3	0	0.0	139	27.9	0	0.0	NE			NE	NE	NE		NE	NE	NE	NE		NE	NE	NE	NE		NE		NE	NE	NE
Skin and subcutaneous tissue disorders	Dermatitis exfoliative generalised	Rest of World	57	11.5	0	0.0	59	11.8	0	0.0	NE			NE	NE	NE		NE	NE	NE	NE		NE	NE	NE	NE		NE		NE	NE	NE
Skin and subcutaneous tissue disorders	Drug eruption	Western Europe/United States/Canada/Australia	298	60.2	1	0.3	300	60.2	0	0.0		*	Quasi-complete separation of data points detected.				*	WARNING: The relative Hessian convergence criterion of 44.806790292 is greater than the limit of 0.0001. The convergence is questionable.			NE		Algorithm converged.	NE	NE	NE	NE	NE		Algorithm converged.	NE	NE
Skin and subcutaneous tissue disorders	Drug eruption	Asia	140	28.3	0	0.0	139	27.9	0	0.0	NE			NE	NE	NE		NE	NE	NE	NE		NE	NE	NE	NE		NE		NE	NE	NE
Skin and subcutaneous tissue disorders	Drug eruption	Rest of World	57	11.5	1	1.8	59	11.8	0	0.0		*	Quasi-complete separation of data points detected.				*	ERROR: Error in computing the link function, its derivatives, or the variance function.			NE		Algorithm converged.	NE	NE	NE		NE		Algorithm converged.	NE	NE
Skin and subcutaneous tissue disorders	Dry skin	Western Europe/United States/Canada/Australia	298	60.2	23	7.7	300	60.2	7	2.3	3.50		Convergence criterion (GCONV=1E-8) satisfied.	1.48	8.29	0.054		Algorithm converged.	0.019	0.089	3.31		Algorithm converged.	1.44	7.59	0.0048	0.3134	0.30		Algorithm converged.	0.13	0.69
Skin and subcutaneous tissue disorders	Dry skin	Asia	140	28.3	1	0.7	139	27.9	2	1.4	0.49		Convergence criterion (GCONV=1E-8) satisfied.	0.04	5.50	-0.007		Algorithm converged.	-0.031	0.017	0.50		Algorithm converged.	0.05	5.41	0.5656		2.01		Algorithm converged.	0.18	21.96
Skin and subcutaneous tissue disorders	Dry skin	Rest of World	57	11.5	0	0.0	59	11.8	0	0.0	NE			NE	NE	NE		NE	NE	NE	NE		NE	NE	NE	NE		NE		NE	NE	NE
Skin and subcutaneous tissue disorders	Dyshidrotic eczema	Western Europe/United States/Canada/Australia	298	60.2	0	0.0	300	60.2	0	0.0	NE			NE	NE	NE		NE	NE	NE	NE		NE	NE	NE	NE	NE	NE		NE	NE	NE
Skin and subcutaneous tissue disorders	Dyshidrotic eczema	Asia	140	28.3	1	0.7	139	27.9	0	0.0		*	Quasi-complete separation of data points detected.				*	WARNING: Negative of Hessian not positive definite.			NE		Algorithm converged.	NE	NE	NE		NE		Algorithm converged.	NE	NE
Skin and subcutaneous tissue disorders	Dyshidrotic eczema	Rest of World	57	11.5	0	0.0	59	11.8	0	0.0	NE			NE	NE	NE		NE	NE	NE	NE		NE	NE	NE	NE		NE		NE	NE	NE
Skin and subcutaneous tissue disorders	Ecchymosis	Western Europe/United States/Canada/Australia	298	60.2	1	0.3	300	60.2	0	0.0		*	Quasi-complete separation of data points detected.				*	WARNING: Negative of Hessian not positive definite.			NE		Algorithm converged.	NE	NE	NE	NE	NE		Algorithm converged.	NE	NE
Skin and subcutaneous tissue disorders	Ecchymosis	Asia	140	28.3	0	0.0	139	27.9	0	0.0	NE			NE	NE	NE		NE	NE	NE	NE		NE	NE	NE	NE		NE		NE	NE	NE
Skin and subcutaneous tissue disorders	Ecchymosis	Rest of World	57	11.5	0	0.0	59	11.8	0	0.0	NE			NE	NE	NE		NE	NE	NE	NE		NE	NE	NE	NE		NE		NE	NE	NE
Skin and subcutaneous tissue disorders	Eczema	Western Europe/United States/Canada/Australia	298	60.2	4	1.3	300	60.2	2	0.7	2.03		Convergence criterion (GCONV=1E-8) satisfied.	0.37	11.15	0.007		Algorithm converged.	-0.009	0.023	2.01		Algorithm converged.	0.37	10.91	0.4169	0.9713	0.50		Algorithm converged.	0.09	2.69
Skin and subcutaneous tissue disorders	Eczema	Asia	140	28.3	3	2.1	139	27.9	2	1.4	1.50		Convergence criterion (GCONV=1E-8) satisfied.	0.25	9.12	0.007		Algorithm converged.	-0.024	0.038	1.49		Algorithm converged.	0.25	8.78	0.6599		0.67		Algorithm converged.	0.11	3.96
Skin and subcutaneous tissue disorders	Eczema	Rest of World	57	11.5	0	0.0	59	11.8	0	0.0	NE			NE	NE	NE		NE	NE	NE	NE		NE	NE	NE	NE		NE		NE	NE	NE
Skin and subcutaneous tissue disorders	Eosinophilic cellulitis	Western Europe/United States/Canada/Australia	298	60.2	1	0.3	300	60.2	0	0.0		*	Quasi-complete separation of data points detected.				*	WARNING: Negative of Hessian not positive definite.			NE		Algorithm converged.	NE	NE	NE	NE	NE		Algorithm converged.	NE	NE
Skin and subcutaneous tissue disorders	Eosinophilic cellulitis	Asia	140	28.3	0	0.0	139	27.9	0	0.0	NE			NE	NE	NE		NE	NE	NE	NE		NE	NE	NE	NE		NE		NE	NE	NE
Skin and subcutaneous tissue disorders	Eosinophilic cellulitis	Rest of World	57	11.5	0	0.0	59	11.8	0	0.0	NE			NE	NE	NE		NE	NE	NE	NE		NE	NE	NE	NE		NE		NE	NE	NE
Skin and subcutaneous tissue disorders	Erythema	Western Europe/United States/Canada/Australia	298	60.2	9	3.0	300	60.2	7	2.3	1.30		Convergence criterion (GCONV=1E-8) satisfied.	0.48	3.55	0.007		Algorithm converged.	-0.019	0.033	1.29		Algorithm converged.	0.49	3.43	0.6039	0.0838	0.77		Algorithm converged.	0.29	2.05
Skin and subcutaneous tissue disorders	Erythema	Asia	140	28.3	3	2.1	139	27.9	0	0.0		*	Quasi-complete separation of data points detected.				*	WARNING: The relative Hessian convergence criterion of 9.1570709215 is greater than the limit of 0.0001. The convergence is questionable.			NE		Algorithm converged.	NE	NE	NE		NE		Algorithm converged.	NE	NE
Skin and subcutaneous tissue disorders	Erythema	Rest of World	57	11.5	0	0.0	59	11.8	1	1.7		*	Quasi-complete separation of data points detected.				*	WARNING: The relative Hessian convergence criterion of 10.540168611 is greater than the limit of 0.0001. The convergence is questionable.			0.00		Algorithm converged.	0.00	NE	0.9999		>999.99		Algorithm converged.	0.00	NE
Skin and subcutaneous tissue disorders	Erythema multiforme	Western Europe/United States/Canada/Australia	298	60.2	1	0.3	300	60.2	0	0.0		*	Quasi-complete separation of data points detected.				*	WARNING: Negative of Hessian not positive definite.			NE		Algorithm converged.	NE	NE	NE	NE	NE		Algorithm converged.	NE	NE
Skin and subcutaneous tissue disorders	Erythema multiforme	Asia	140	28.3	0	0.0	139	27.9	0	0.0	NE			NE	NE	NE		NE	NE	NE	NE		NE	NE	NE	NE		NE		NE	NE	NE
Skin and subcutaneous tissue disorders	Erythema multiforme	Rest of World	57	11.5	0	0.0	59	11.8	0	0.0	NE			NE	NE	NE		NE	NE	NE	NE		NE	NE	NE	NE		NE		NE	NE	NE
Skin and subcutaneous tissue disorders	Hyperhidrosis	Western Europe/United States/Canada/Australia	298	60.2	6	2.0	300	60.2	7	2.3	0.86		Convergence criterion (GCONV=1E-8) satisfied.	0.29	2.59	-0.003		Algorithm converged.	-0.027	0.020	0.86		Algorithm converged.	0.29	2.54	0.7887	0.2491	1.16		Algorithm converged.	0.39	3.41
Skin and subcutaneous tissue disorders	Hyperhidrosis	Asia	140	28.3	2	1.4	139	27.9	0	0.0		*	Quasi-complete separation of data points detected.				*	ERROR: Error in computing the link function, its derivatives, or the variance function.			NE		Algorithm converged.	NE	NE	NE		NE		Algorithm converged.	NE	NE
Skin and subcutaneous tissue disorders	Hyperhidrosis	Rest of World	57	11.5	1	1.8	59	11.8	1	1.7	1.04		Convergence criterion (GCONV=1E-8) satisfied.	0.06	16.96	0.001		Algorithm converged.	-0.047	0.048	1.04		Algorithm converged.	0.07	16.16	0.9804		0.97		Algorithm converged.	0.06	15.08
Skin and subcutaneous tissue disorders	Hyperkeratosis	Western Europe/United States/Canada/Australia	298	60.2	1	0.3	300	60.2	1	0.3	1.01		Convergence criterion (GCONV=1E-8) satisfied.	0.06	16.17	0.000		Algorithm converged.	-0.009	0.009	1.01		Algorithm converged.	0.06	16.02	0.9962	0.5857	0.99		Algorithm converged.	0.06	15.81
Skin and subcutaneous tissue disorders	Hyperkeratosis	Asia	140	28.3	0	0.0	139	27.9	0	0.0	NE			NE	NE	NE		NE	NE	NE	NE		NE	NE	NE	NE		NE		NE	NE	NE
Skin and subcutaneous tissue disorders	Hyperkeratosis	Rest of World	57	11.5	1	1.8	59	11.8	0	0.0		*	Quasi-complete separation of data points detected.				*	WARNING: The relative Hessian convergence criterion of 10.998844964 is greater than the limit of 0.0001. The convergence is questionable.			NE		Algorithm converged.	NE	NE	NE		NE		Algorithm converged.	NE	NE
Skin and subcutaneous tissue disorders	Ingrowing nail	Western Europe/United States/Canada/Australia	298	60.2	1	0.3	300	60.2	0	0.0		*	Quasi-complete separation of data points detected.				*	WARNING: The relative Hessian convergence criterion of 44.806790292 is greater than the limit of 0.0001. The convergence is questionable.			NE		Algorithm converged.	NE	NE	NE	NE	NE		Algorithm converged.	NE	NE
Skin and subcutaneous tissue disorders	Ingrowing nail	Asia	140	28.3	1	0.7	139	27.9	0	0.0		*	Quasi-complete separation of data points detected.				*	WARNING: Negative of Hessian not positive definite.			NE		Algorithm converged.	NE	NE	NE		NE		Algorithm converged.	NE	NE
Skin and subcutaneous tissue disorders	Ingrowing nail	Rest of World	57	11.5	0	0.0	59	11.8	0	0.0	NE			NE	NE	NE		NE	NE	NE	NE		NE	NE	NE	NE		NE		NE	NE	NE
Skin and subcutaneous tissue disorders	Ingrown hair	Western Europe/United States/Canada/Australia	298	60.2	0	0.0	300	60.2	1	0.3		*	Quasi-complete separation of data points detected.				*	ERROR: The mean parameter is either invalid or at a limit of its range for some observations.			0.00		Algorithm converged.	0.00	NE	0.9999	NE	>999.99		Algorithm converged.	0.00	NE
Skin and subcutaneous tissue disorders	Ingrown hair	Asia	140	28.3	0	0.0	139	27.9	0	0.0	NE			NE	NE	NE		NE	NE	NE	NE		NE	NE	NE	NE		NE		NE	NE	NE
Skin and subcutaneous tissue disorders	Ingrown hair	Rest of World	57	11.5	0	0.0	59	11.8	0	0.0	NE			NE	NE	NE		NE	NE	NE	NE		NE	NE	NE	NE		NE		NE	NE	NE
Skin and subcutaneous tissue disorders	Melanoderma	Western Europe/United States/Canada/Australia	298	60.2	0	0.0	300	60.2	1	0.3		*	Quasi-complete separation of data points detected.				*	ERROR: The mean parameter is either invalid or at a limit of its range for some observations.			0.00		Algorithm converged.	0.00	NE	0.9999	NE	>999.99		Algorithm converged.	0.00	NE
Skin and subcutaneous tissue disorders	Melanoderma	Asia	140	28.3	0	0.0	139	27.9	0	0.0	NE			NE	NE	NE		NE	NE	NE	NE		NE	NE	NE	NE		NE		NE	NE	NE
Skin and subcutaneous tissue disorders	Melanoderma	Rest of World	57	11.5	0	0.0	59	11.8	0	0.0	NE			NE	NE	NE		NE	NE	NE	NE		NE	NE	NE	NE		NE		NE	NE	NE
Skin and subcutaneous tissue disorders	Nail discolouration	Western Europe/United States/Canada/Australia	298	60.2	10	3.4	300	60.2	8	2.7	1.27		Convergence criterion (GCONV=1E-8) satisfied.	0.49	3.26	0.007		Algorithm converged.	-0.021	0.034	1.26		Algorithm converged.	0.50	3.14	0.6228	0.4353	0.79		Algorithm converged.	0.32	1.99
Skin and subcutaneous tissue disorders	Nail discolouration	Asia	140	28.3	3	2.1	139	27.9	4	2.9	0.74		Convergence criterion (GCONV=1E-8) satisfied.	0.16	3.36	-0.007		Algorithm converged.	-0.044	0.029	0.74		Algorithm converged.	0.17	3.27	0.6959		1.34		Algorithm converged.	0.31	5.89
Skin and subcutaneous tissue disorders	Nail discolouration	Rest of World	57	11.5	1	1.8	59	11.8	0	0.0		*	Quasi-complete separation of data points detected.				*	ERROR: Error in computing the link function, its derivatives, or the variance function.			NE		Algorithm converged.	NE	NE	NE		NE		Algorithm converged.	NE	NE
Skin and subcutaneous tissue disorders	Nail disorder	Western Europe/United States/Canada/Australia	298	60.2	2	0.7	300	60.2	2	0.7	1.01		Convergence criterion (GCONV=1E-8) satisfied.	0.14	7.19	0.000		Algorithm converged.	-0.013	0.013	1.01		Algorithm converged.	0.14	7.10	0.9946	0.5551	0.99		Algorithm converged.	0.14	7.01
Skin and subcutaneous tissue disorders	Nail disorder	Asia	140	28.3	1	0.7	139	27.9	0	0.0		*	Quasi-complete separation of data points detected.				*	WARNING: Negative of Hessian not positive definite.			NE		Algorithm converged.	NE	NE	NE		NE		Algorithm converged.	NE	NE
Skin and subcutaneous tissue disorders	Nail disorder	Rest of World	57	11.5	0	0.0	59	11.8	0	0.0	NE			NE	NE	NE		NE	NE	NE	NE		NE	NE	NE	NE		NE		NE	NE	NE
Skin and subcutaneous tissue disorders	Nail pigmentation	Western Europe/United States/Canada/Australia	298	60.2	0	0.0	300	60.2	1	0.3		*	Quasi-complete separation of data points detected.				*	ERROR: The mean parameter is either invalid or at a limit of its range for some observations.			0.00		Algorithm converged.	0.00	NE	0.9999	NE	>999.99		Algorithm converged.	0.00	NE
Skin and subcutaneous tissue disorders	Nail pigmentation	Asia	140	28.3	0	0.0	139	27.9	0	0.0	NE			NE	NE	NE		NE	NE	NE	NE		NE	NE	NE	NE		NE		NE	NE	NE
Skin and subcutaneous tissue disorders	Nail pigmentation	Rest of World	57	11.5	1	1.8	59	11.8	0	0.0		*	Quasi-complete separation of data points detected.				*	ERROR: Error in computing the link function, its derivatives, or the variance function.			NE		Algorithm converged.	NE	NE	NE		NE		Algorithm converged.	NE	NE
Skin and subcutaneous tissue disorders	Nail ridging	Western Europe/United States/Canada/Australia	298	60.2	1	0.3	300	60.2	1	0.3	1.01		Convergence criterion (GCONV=1E-8) satisfied.	0.06	16.17	0.000		Algorithm converged.	-0.009	0.009	1.01		Algorithm converged.	0.06	16.02	0.9962	1.0000	0.99		Algorithm converged.	0.06	15.81
Skin and subcutaneous tissue disorders	Nail ridging	Asia	140	28.3	0	0.0	139	27.9	0	0.0	NE			NE	NE	NE		NE	NE	NE	NE		NE	NE	NE	NE		NE		NE	NE	NE
Skin and subcutaneous tissue disorders	Nail ridging	Rest of World	57	11.5	0	0.0	59	11.8	0	0.0	NE			NE	NE	NE		NE	NE	NE	NE		NE	NE	NE	NE		NE		NE	NE	NE
Skin and subcutaneous tissue disorders	Nail toxicity	Western Europe/United States/Canada/Australia	298	60.2	0	0.0	300	60.2	2	0.7		*	Quasi-complete separation of data points detected.				*	ERROR: The mean parameter is either invalid or at a limit of its range for some observations.			0.00		Algorithm converged.	0.00	NE	0.9999	NE	>999.99		Algorithm converged.	0.00	NE
Skin and subcutaneous tissue disorders	Nail toxicity	Asia	140	28.3	0	0.0	139	27.9	0	0.0	NE			NE	NE	NE		NE	NE	NE	NE		NE	NE	NE	NE		NE		NE	NE	NE
Skin and subcutaneous tissue disorders	Nail toxicity	Rest of World	57	11.5	0	0.0	59	11.8	0	0.0	NE			NE	NE	NE		NE	NE	NE	NE		NE	NE	NE	NE		NE		NE	NE	NE
Skin and subcutaneous tissue disorders	Night sweats	Western Europe/United States/Canada/Australia	298	60.2	17	5.7	300	60.2	11	3.7	1.59		Convergence criterion (GCONV=1E-8) satisfied.	0.73	3.45	0.020		Algorithm converged.	-0.013	0.054	1.56		Algorithm converged.	0.74	3.27	0.2425	0.9815	0.64		Algorithm converged.	0.31	1.35
Skin and subcutaneous tissue disorders	Night sweats	Asia	140	28.3	2	1.4	139	27.9	1	0.7	2.00		Convergence criterion (GCONV=1E-8) satisfied.	0.18	22.31	0.007		Algorithm converged.	-0.017	0.031	1.99		Algorithm converged.	0.18	21.65	0.5736		0.50		Algorithm converged.	0.05	5.49
Skin and subcutaneous tissue disorders	Night sweats	Rest of World	57	11.5	0	0.0	59	11.8	0	0.0	NE			NE	NE	NE		NE	NE	NE	NE		NE	NE	NE	NE		NE		NE	NE	NE
Skin and subcutaneous tissue disorders	Onychalgia	Western Europe/United States/Canada/Australia	298	60.2	0	0.0	300	60.2	0	0.0	NE			NE	NE	NE		NE	NE	NE	NE		NE	NE	NE	NE	NE	NE		NE	NE	NE
Skin and subcutaneous tissue disorders	Onychalgia	Asia	140	28.3	0	0.0	139	27.9	0	0.0	NE			NE	NE	NE		NE	NE	NE	NE		NE	NE	NE	NE		NE		NE	NE	NE
Skin and subcutaneous tissue disorders	Onychalgia	Rest of World	57	11.5	1	1.8	59	11.8	0	0.0		*	Quasi-complete separation of data points detected.				*	ERROR: Error in computing the link function, its derivatives, or the variance function.			NE		Algorithm converged.	NE	NE	NE		NE		Algorithm converged.	NE	NE
Skin and subcutaneous tissue disorders	Onychoclasis	Western Europe/United States/Canada/Australia	298	60.2	2	0.7	300	60.2	3	1.0	0.67		Convergence criterion (GCONV=1E-8) satisfied.	0.11	4.03	-0.003		Algorithm converged.	-0.018	0.011	0.67		Algorithm converged.	0.11	3.99	0.6610	NE	1.49		Algorithm converged.	0.25	8.85
Skin and subcutaneous tissue disorders	Onychoclasis	Asia	140	28.3	0	0.0	139	27.9	0	0.0	NE			NE	NE	NE		NE	NE	NE	NE		NE	NE	NE	NE		NE		NE	NE	NE
Skin and subcutaneous tissue disorders	Onychoclasis	Rest of World	57	11.5	0	0.0	59	11.8	0	0.0	NE			NE	NE	NE		NE	NE	NE	NE		NE	NE	NE	NE		NE		NE	NE	NE
Skin and subcutaneous tissue disorders	Onycholysis	Western Europe/United States/Canada/Australia	298	60.2	0	0.0	300	60.2	3	1.0		*	Quasi-complete separation of data points detected.				*	ERROR: The mean parameter is either invalid or at a limit of its range for some observations.			0.00		Algorithm converged.	0.00	NE	0.9999	NE	>999.99		Algorithm converged.	0.00	NE
Skin and subcutaneous tissue disorders	Onycholysis	Asia	140	28.3	0	0.0	139	27.9	0	0.0	NE			NE	NE	NE		NE	NE	NE	NE		NE	NE	NE	NE		NE		NE	NE	NE
Skin and subcutaneous tissue disorders	Onycholysis	Rest of World	57	11.5	0	0.0	59	11.8	0	0.0	NE			NE	NE	NE		NE	NE	NE	NE		NE	NE	NE	NE		NE		NE	NE	NE
Skin and subcutaneous tissue disorders	Onychomadesis	Western Europe/United States/Canada/Australia	298	60.2	4	1.3	300	60.2	0	0.0		*	Quasi-complete separation of data points detected.				*	WARNING: Negative of Hessian not positive definite.			NE		Algorithm converged.	NE	NE	NE	NE	NE		Algorithm converged.	NE	NE
Skin and subcutaneous tissue disorders	Onychomadesis	Asia	140	28.3	2	1.4	139	27.9	1	0.7	2.00		Convergence criterion (GCONV=1E-8) satisfied.	0.18	22.31	0.007		Algorithm converged.	-0.017	0.031	1.99		Algorithm converged.	0.18	21.65	0.5736		0.50		Algorithm converged.	0.05	5.49
Skin and subcutaneous tissue disorders	Onychomadesis	Rest of World	57	11.5	0	0.0	59	11.8	0	0.0	NE			NE	NE	NE		NE	NE	NE	NE		NE	NE	NE	NE		NE		NE	NE	NE
Skin and subcutaneous tissue disorders	Onychomalacia	Western Europe/United States/Canada/Australia	298	60.2	1	0.3	300	60.2	0	0.0		*	Quasi-complete separation of data points detected.				*	WARNING: Negative of Hessian not positive definite.			NE		Algorithm converged.	NE	NE	NE	NE	NE		Algorithm converged.	NE	NE
Skin and subcutaneous tissue disorders	Onychomalacia	Asia	140	28.3	0	0.0	139	27.9	0	0.0	NE			NE	NE	NE		NE	NE	NE	NE		NE	NE	NE	NE		NE		NE	NE	NE
Skin and subcutaneous tissue disorders	Onychomalacia	Rest of World	57	11.5	0	0.0	59	11.8	0	0.0	NE			NE	NE	NE		NE	NE	NE	NE		NE	NE	NE	NE		NE		NE	NE	NE
Skin and subcutaneous tissue disorders	Pain of skin	Western Europe/United States/Canada/Australia	298	60.2	2	0.7	300	60.2	0	0.0		*	Quasi-complete separation of data points detected.				*	WARNING: Negative of Hessian not positive definite.			NE		Algorithm converged.	NE	NE	NE	NE	NE		Algorithm converged.	NE	NE
Skin and subcutaneous tissue disorders	Pain of skin	Asia	140	28.3	0	0.0	139	27.9	0	0.0	NE			NE	NE	NE		NE	NE	NE	NE		NE	NE	NE	NE		NE		NE	NE	NE

Skin and subcutaneous tissue disorders	Pain of skin	Rest of World	57	11.5	0	0.0	59	11.8	0	0.0	NE			NE	NE	NE		NE	NE	NE	NE		NE	NE	NE	NE		NE		NE	NE	NE
Skin and subcutaneous tissue disorders	Papule	Western Europe/United States/Canada/Australia	298	60.2	0	0.0	300	60.2	1	0.3		*	Quasi-complete separation of data points detected.				*	ERROR: The mean parameter is either invalid or at a limit of its range for some observations.			0.00		Algorithm converged.	0.00	NE	0.9999	NE	>999.99		Algorithm converged.	0.00	NE
Skin and subcutaneous tissue disorders	Papule	Asia	140	28.3	0	0.0	139	27.9	0	0.0	NE			NE	NE	NE		NE	NE	NE	NE		NE	NE	NE	NE		NE		NE	NE	NE
Skin and subcutaneous tissue disorders	Papule	Rest of World	57	11.5	0	0.0	59	11.8	0	0.0	NE			NE	NE	NE		NE	NE	NE	NE		NE	NE	NE	NE		NE		NE	NE	NE
Skin and subcutaneous tissue disorders	Petechiae	Western Europe/United States/Canada/Australia	298	60.2	0	0.0	300	60.2	1	0.3		*	Quasi-complete separation of data points detected.				*	ERROR: The mean parameter is either invalid or at a limit of its range for some observations.			0.00		Algorithm converged.	0.00	NE	0.9999	NE	>999.99		Algorithm converged.	0.00	NE
Skin and subcutaneous tissue disorders	Petechiae	Asia	140	28.3	0	0.0	139	27.9	0	0.0	NE			NE	NE	NE		NE	NE	NE	NE		NE	NE	NE	NE		NE		NE	NE	NE
Skin and subcutaneous tissue disorders	Petechiae	Rest of World	57	11.5	0	0.0	59	11.8	0	0.0	NE			NE	NE	NE		NE	NE	NE	NE		NE	NE	NE	NE		NE		NE	NE	NE
Skin and subcutaneous tissue disorders	Pigmentation disorder	Western Europe/United States/Canada/Australia	298	60.2	2	0.7	300	60.2	0	0.0		*	Quasi-complete separation of data points detected.				*	WARNING: Negative of Hessian not positive definite.			NE		Algorithm converged.	NE	NE	NE	NE	NE		Algorithm converged.	NE	NE
Skin and subcutaneous tissue disorders	Pigmentation disorder	Asia	140	28.3	1	0.7	139	27.9	0	0.0		*	Quasi-complete separation of data points detected.				*	WARNING: Negative of Hessian not positive definite.			NE		Algorithm converged.	NE	NE	NE		NE		Algorithm converged.	NE	NE
Skin and subcutaneous tissue disorders	Pigmentation disorder	Rest of World	57	11.5	0	0.0	59	11.8	0	0.0	NE			NE	NE	NE		NE	NE	NE	NE		NE	NE	NE	NE		NE		NE	NE	NE
Skin and subcutaneous tissue disorders	Prurigo	Western Europe/United States/Canada/Australia	298	60.2	0	0.0	300	60.2	0	0.0	NE			NE	NE	NE		NE	NE	NE	NE		NE	NE	NE	NE	NE	NE		NE	NE	NE
Skin and subcutaneous tissue disorders	Prurigo	Asia	140	28.3	1	0.7	139	27.9	0	0.0		*	Quasi-complete separation of data points detected.				*	WARNING: Negative of Hessian not positive definite.			NE		Algorithm converged.	NE	NE	NE		NE		Algorithm converged.	NE	NE
Skin and subcutaneous tissue disorders	Prurigo	Rest of World	57	11.5	0	0.0	59	11.8	0	0.0	NE			NE	NE	NE		NE	NE	NE	NE		NE	NE	NE	NE		NE		NE	NE	NE
Skin and subcutaneous tissue disorders	Pruritus	Western Europe/United States/Canada/Australia	298	60.2	27	9.1	300	60.2	18	6.0	1.56		Convergence criterion (GCONV=1E-8) satisfied.	0.84	2.90	0.031		Algorithm converged.	-0.012	0.073	1.51		Algorithm converged.	0.85	2.68	0.1597	0.4881	0.66		Algorithm converged.	0.37	1.18
Skin and subcutaneous tissue disorders	Pruritus	Asia	140	28.3	9	6.4	139	27.9	11	7.9	0.80		Convergence criterion (GCONV=1E-8) satisfied.	0.32	1.99	-0.015		Algorithm converged.	-0.075	0.046	0.81		Algorithm converged.	0.35	1.90	0.6314		1.23		Algorithm converged.	0.53	2.88
Skin and subcutaneous tissue disorders	Pruritus	Rest of World	57	11.5	1	1.8	59	11.8	1	1.7	1.04		Convergence criterion (GCONV=1E-8) satisfied.	0.06	16.96	0.001		Algorithm converged.	-0.047	0.048	1.04		Algorithm converged.	0.07	16.16	0.9804		0.97		Algorithm converged.	0.06	15.08
Skin and subcutaneous tissue disorders	Pruritus allergic	Western Europe/United States/Canada/Australia	298	60.2	0	0.0	300	60.2	1	0.3		*	Quasi-complete separation of data points detected.				*	ERROR: The mean parameter is either invalid or at a limit of its range for some observations.			0.00		Algorithm converged.	0.00	NE	0.9999	NE	>999.99		Algorithm converged.	0.00	NE
Skin and subcutaneous tissue disorders	Pruritus allergic	Asia	140	28.3	0	0.0	139	27.9	0	0.0	NE			NE	NE	NE		NE	NE	NE	NE		NE	NE	NE	NE		NE		NE	NE	NE
Skin and subcutaneous tissue disorders	Pruritus allergic	Rest of World	57	11.5	0	0.0	59	11.8	0	0.0	NE			NE	NE	NE		NE	NE	NE	NE		NE	NE	NE	NE		NE		NE	NE	NE
Skin and subcutaneous tissue disorders	Psoriasis	Western Europe/United States/Canada/Australia	298	60.2	1	0.3	300	60.2	0	0.0		*	Quasi-complete separation of data points detected.				*	WARNING: Negative of Hessian not positive definite.			NE		Algorithm converged.	NE	NE	NE	NE	NE		Algorithm converged.	NE	NE
Skin and subcutaneous tissue disorders	Psoriasis	Asia	140	28.3	0	0.0	139	27.9	0	0.0	NE			NE	NE	NE		NE	NE	NE	NE		NE	NE	NE	NE		NE		NE	NE	NE
Skin and subcutaneous tissue disorders	Psoriasis	Rest of World	57	11.5	0	0.0	59	11.8	0	0.0	NE			NE	NE	NE		NE	NE	NE	NE		NE	NE	NE	NE		NE		NE	NE	NE
Skin and subcutaneous tissue disorders	Rash	Western Europe/United States/Canada/Australia	298	60.2	23	7.7	300	60.2	13	4.3	1.85		Convergence criterion (GCONV=1E-8) satisfied.	0.92	3.72	0.034		Algorithm converged.	-0.004	0.072	1.78		Algorithm converged.	0.92	3.45	0.0869	0.2556	0.56		Algorithm converged.	0.29	1.09
Skin and subcutaneous tissue disorders	Rash	Asia	140	28.3	7	5.0	139	27.9	10	7.2	0.68		Convergence criterion (GCONV=1E-8) satisfied.	0.25	1.84	-0.022		Algorithm converged.	-0.078	0.034	0.70		Algorithm converged.	0.27	1.77	0.4466		1.44		Algorithm converged.	0.56	3.67
Skin and subcutaneous tissue disorders	Rash	Rest of World	57	11.5	3	5.3	59	11.8	3	5.1	1.04		Convergence criterion (GCONV=1E-8) satisfied.	0.20	5.36	0.002		Algorithm converged.	-0.079	0.082	1.04		Algorithm converged.	0.22	4.92	0.9654		0.97		Algorithm converged.	0.20	4.59
Skin and subcutaneous tissue disorders	Rash erythematous	Western Europe/United States/Canada/Australia	298	60.2	2	0.7	300	60.2	2	0.7	1.01		Convergence criterion (GCONV=1E-8) satisfied.	0.14	7.19	0.000		Algorithm converged.	-0.013	0.013	1.01		Algorithm converged.	0.14	7.10	0.9946	NE	0.99		Algorithm converged.	0.14	7.01
Skin and subcutaneous tissue disorders	Rash erythematous	Asia	140	28.3	0	0.0	139	27.9	0	0.0	NE			NE	NE	NE		NE	NE	NE	NE		NE	NE	NE	NE		NE		NE	NE	NE
Skin and subcutaneous tissue disorders	Rash erythematous	Rest of World	57	11.5	0	0.0	59	11.8	0	0.0	NE			NE	NE	NE		NE	NE	NE	NE		NE	NE	NE	NE		NE		NE	NE	NE
Skin and subcutaneous tissue disorders	Rash macular	Western Europe/United States/Canada/Australia	298	60.2	1	0.3	300	60.2	1	0.3	1.01		Convergence criterion (GCONV=1E-8) satisfied.	0.06	16.17	0.000		Algorithm converged.	-0.009	0.009	1.01		Algorithm converged.	0.06	16.02	0.9962	1.0000	0.99		Algorithm converged.	0.06	15.81
Skin and subcutaneous tissue disorders	Rash macular	Asia	140	28.3	0	0.0	139	27.9	0	0.0	NE			NE	NE	NE		NE	NE	NE	NE		NE	NE	NE	NE		NE		NE	NE	NE
Skin and subcutaneous tissue disorders	Rash macular	Rest of World	57	11.5	0	0.0	59	11.8	0	0.0	NE			NE	NE	NE		NE	NE	NE	NE		NE	NE	NE	NE		NE		NE	NE	NE
Skin and subcutaneous tissue disorders	Rash maculo-papular	Western Europe/United States/Canada/Australia	298	60.2	7	2.3	300	60.2	9	3.0	0.78		Convergence criterion (GCONV=1E-8) satisfied.	0.29	2.12	-0.007		Algorithm converged.	-0.032	0.019	0.78		Algorithm converged.	0.30	2.08	0.6228	0.4357	1.28		Algorithm converged.	0.48	3.38
Skin and subcutaneous tissue disorders	Rash maculo-papular	Asia	140	28.3	3	2.1	139	27.9	4	2.9	0.74		Convergence criterion (GCONV=1E-8) satisfied.	0.16	3.36	-0.007		Algorithm converged.	-0.044	0.029	0.74		Algorithm converged.	0.17	3.27	0.6959		1.34		Algorithm converged.	0.31	5.89
Skin and subcutaneous tissue disorders	Rash maculo-papular	Rest of World	57	11.5	1	1.8	59	11.8	0	0.0		*	Quasi-complete separation of data points detected.				*	ERROR: Error in computing the link function, its derivatives, or the variance function.			NE		Algorithm converged.	NE	NE	NE		NE		Algorithm converged.	NE	NE
Skin and subcutaneous tissue disorders	Rash papular	Western Europe/United States/Canada/Australia	298	60.2	1	0.3	300	60.2	0	0.0		*	Quasi-complete separation of data points detected.				*	WARNING: The relative Hessian convergence criterion of 44.806790292 is greater than the limit of 0.0001. The convergence is questionable.			NE		Algorithm converged.	NE	NE	NE	NE	NE		Algorithm converged.	NE	NE
Skin and subcutaneous tissue disorders	Rash papular	Asia	140	28.3	0	0.0	139	27.9	0	0.0	NE			NE	NE	NE		NE	NE	NE	NE		NE	NE	NE	NE		NE		NE	NE	NE
Skin and subcutaneous tissue disorders	Rash papular	Rest of World	57	11.5	0	0.0	59	11.8	0	0.0	NE			NE	NE	NE		NE	NE	NE	NE		NE	NE	NE	NE		NE		NE	NE	NE
Skin and subcutaneous tissue disorders	Rash pruritic	Western Europe/United States/Canada/Australia	298	60.2	2	0.7	300	60.2	2	0.7	1.01		Convergence criterion (GCONV=1E-8) satisfied.	0.14	7.19	0.000		Algorithm converged.	-0.013	0.013	1.01		Algorithm converged.	0.14	7.10	0.9946	1.0000	0.99		Algorithm converged.	0.14	7.01
Skin and subcutaneous tissue disorders	Rash pruritic	Asia	140	28.3	1	0.7	139	27.9	1	0.7	0.99		Convergence criterion (GCONV=1E-8) satisfied.	0.06	16.03	0.000		Algorithm converged.	-0.020	0.020	0.99		Algorithm converged.	0.06	15.72	0.9959		1.01		Algorithm converged.	0.06	15.94
Skin and subcutaneous tissue disorders	Rash pruritic	Rest of World	57	11.5	0	0.0	59	11.8	0	0.0	NE			NE	NE	NE		NE	NE	NE	NE		NE	NE	NE	NE		NE		NE	NE	NE
Skin and subcutaneous tissue disorders	Rosacea	Western Europe/United States/Canada/Australia	298	60.2	0	0.0	300	60.2	1	0.3		*	Quasi-complete separation of data points detected.				*	ERROR: The mean parameter is either invalid or at a limit of its range for some observations.			0.00		Algorithm converged.	0.00	NE	0.9999	NE	>999.99		Algorithm converged.	0.00	NE
Skin and subcutaneous tissue disorders	Rosacea	Asia	140	28.3	0	0.0	139	27.9	0	0.0	NE			NE	NE	NE		NE	NE	NE	NE		NE	NE	NE	NE		NE		NE	NE	NE
Skin and subcutaneous tissue disorders	Rosacea	Rest of World	57	11.5	0	0.0	59	11.8	0	0.0	NE			NE	NE	NE		NE	NE	NE	NE		NE	NE	NE	NE		NE		NE	NE	NE
Skin and subcutaneous tissue disorders	Sarcoid-like reaction	Western Europe/United States/Canada/Australia	298	60.2	1	0.3	300	60.2	0	0.0		*	Quasi-complete separation of data points detected.				*	WARNING: Negative of Hessian not positive definite.			NE		Algorithm converged.	NE	NE	NE	NE	NE		Algorithm converged.	NE	NE
Skin and subcutaneous tissue disorders	Sarcoid-like reaction	Asia	140	28.3	0	0.0	139	27.9	0	0.0	NE			NE	NE	NE		NE	NE	NE	NE		NE	NE	NE	NE		NE		NE	NE	NE
Skin and subcutaneous tissue disorders	Sarcoid-like reaction	Rest of World	57	11.5	0	0.0	59	11.8	0	0.0	NE			NE	NE	NE		NE	NE	NE	NE		NE	NE	NE	NE		NE		NE	NE	NE
Skin and subcutaneous tissue disorders	Scar pain	Western Europe/United States/Canada/Australia	298	60.2	1	0.3	300	60.2	0	0.0		*	Quasi-complete separation of data points detected.				*	WARNING: Negative of Hessian not positive definite.			NE		Algorithm converged.	NE	NE	NE	NE	NE		Algorithm converged.	NE	NE
Skin and subcutaneous tissue disorders	Scar pain	Asia	140	28.3	0	0.0	139	27.9	0	0.0	NE			NE	NE	NE		NE	NE	NE	NE		NE	NE	NE	NE		NE		NE	NE	NE
Skin and subcutaneous tissue disorders	Scar pain	Rest of World	57	11.5	0	0.0	59	11.8	0	0.0	NE			NE	NE	NE		NE	NE	NE	NE		NE	NE	NE	NE		NE		NE	NE	NE
Skin and subcutaneous tissue disorders	Seborrhoeic dermatitis	Western Europe/United States/Canada/Australia	298	60.2	0	0.0	300	60.2	1	0.3		*	Quasi-complete separation of data points detected.				*	ERROR: The mean parameter is either invalid or at a limit of its range for some observations.			0.00		Algorithm converged.	0.00	NE	0.9999	NE	>999.99		Algorithm converged.	0.00	NE
Skin and subcutaneous tissue disorders	Seborrhoeic dermatitis	Asia	140	28.3	0	0.0	139	27.9	0	0.0	NE			NE	NE	NE		NE	NE	NE	NE		NE	NE	NE	NE		NE		NE	NE	NE
Skin and subcutaneous tissue disorders	Seborrhoeic dermatitis	Rest of World	57	11.5	0	0.0	59	11.8	0	0.0	NE			NE	NE	NE		NE	NE	NE	NE		NE	NE	NE	NE		NE		NE	NE	NE
Skin and subcutaneous tissue disorders	Skin burning sensation	Western Europe/United States/Canada/Australia	298	60.2	1	0.3	300	60.2	0	0.0		*	Quasi-complete separation of data points detected.				*	WARNING: The relative Hessian convergence criterion of 44.806790292 is greater than the limit of 0.0001. The convergence is questionable.			NE		Algorithm converged.	NE	NE	NE	NE	NE		Algorithm converged.	NE	NE
Skin and subcutaneous tissue disorders	Skin burning sensation	Asia	140	28.3	0	0.0	139	27.9	0	0.0	NE			NE	NE	NE		NE	NE	NE	NE		NE	NE	NE	NE		NE		NE	NE	NE
Skin and subcutaneous tissue disorders	Skin burning sensation	Rest of World	57	11.5	0	0.0	59	11.8	0	0.0	NE			NE	NE	NE		NE	NE	NE	NE		NE	NE	NE	NE		NE		NE	NE	NE
Skin and subcutaneous tissue disorders	Skin discolouration	Western Europe/United States/Canada/Australia	298	60.2	1	0.3	300	60.2	1	0.3	1.01		Convergence criterion (GCONV=1E-8) satisfied.	0.06	16.17	0.000		Algorithm converged.	-0.009	0.009	1.01		Algorithm converged.	0.06	16.02	0.9962	0.5589	0.99		Algorithm converged.	0.06	15.81
Skin and subcutaneous tissue disorders	Skin discolouration	Asia	140	28.3	1	0.7	139	27.9	1	0.7	0.99		Convergence criterion (GCONV=1E-8) satisfied.	0.06	16.03	0.000		Algorithm converged.	-0.020	0.020	0.99		Algorithm converged.	0.06	15.72	0.9959		1.01		Algorithm converged.	0.06	15.94
Skin and subcutaneous tissue disorders	Skin discolouration	Rest of World	57	11.5	0	0.0	59	11.8	1	1.7		*	Quasi-complete separation of data points detected.				*	WARNING: The relative Hessian convergence criterion of 10.540168601 is greater than the limit of 0.0001. The convergence is questionable.			0.00		Algorithm converged.	0.00	NE	0.9999		>999.99		Algorithm converged.	0.00	NE
Skin and subcutaneous tissue disorders	Skin disorder	Western Europe/United States/Canada/Australia	298	60.2	1	0.3	300	60.2	0	0.0		*	Quasi-complete separation of data points detected.				*	WARNING: The relative Hessian convergence criterion of 44.806790292 is greater than the limit of 0.0001. The convergence is questionable.			NE		Algorithm converged.	NE	NE	NE	NE	NE		Algorithm converged.	NE	NE
Skin and subcutaneous tissue disorders	Skin disorder	Asia	140	28.3	0	0.0	139	27.9	0	0.0	NE			NE	NE	NE		NE	NE	NE	NE		NE	NE	NE	NE		NE		NE	NE	NE
Skin and subcutaneous tissue disorders	Skin disorder	Rest of World	57	11.5	0	0.0	59	11.8	0	0.0	NE			NE	NE	NE		NE	NE	NE	NE		NE	NE	NE	NE		NE		NE	NE	NE
Skin and subcutaneous tissue disorders	Skin exfoliation	Western Europe/United States/Canada/Australia	298	60.2	2	0.7	300	60.2	1	0.3	2.02		Convergence criterion (GCONV=1E-8) satisfied.	0.18	22.40	0.003		Algorithm converged.	-0.008	0.015	2.01		Algorithm converged.	0.18	22.09	0.5669	NE	0.50		Algorithm converged.	0.05	5.45
Skin and subcutaneous tissue disorders	Skin exfoliation	Asia	140	28.3	0	0.0	139	27.9	0	0.0	NE			NE	NE	NE		NE	NE	NE	NE		NE	NE	NE	NE		NE		NE	NE	NE
Skin and subcutaneous tissue disorders	Skin exfoliation	Rest of World	57	11.5	0	0.0	59	11.8	0	0.0	NE			NE	NE	NE		NE	NE	NE	NE		NE	NE	NE	NE		NE		NE	NE	NE
Skin and subcutaneous tissue disorders	Skin fissures	Western Europe/United States/Canada/Australia	298	60.2	0	0.0	300	60.2	3	1.0		*	Quasi-complete separation of data points detected.				*	ERROR: The mean parameter is either invalid or at a limit of its range for some observations.			0.00		Algorithm converged.	0.00	NE	0.9999	NE	>999.99		Algorithm converged.	0.00	NE
Skin and subcutaneous tissue disorders	Skin fissures	Asia	140	28.3	0	0.0	139	27.9	0	0.0	NE			NE	NE	NE		NE	NE	NE	NE		NE	NE	NE	NE		NE		NE	NE	NE
Skin and subcutaneous tissue disorders	Skin fissures	Rest of World	57	11.5	0	0.0	59	11.8	0	0.0	NE			NE	NE	NE		NE	NE	NE	NE		NE	NE	NE	NE		NE		NE	NE	NE
Skin and subcutaneous tissue disorders	Skin fragility	Western Europe/United States/Canada/Australia	298	60.2	0	0.0	300	60.2	1	0.3		*	Quasi-complete separation of data points detected.				*	ERROR: The mean parameter is either invalid or at a limit of its range for some observations.			0.00		Algorithm converged.	0.00	NE	0.9999	NE	>999.99		Algorithm converged.	0.00	NE
Skin and subcutaneous tissue disorders	Skin fragility	Asia	140	28.3	0	0.0	139	27.9	0	0.0	NE			NE	NE	NE		NE	NE	NE	NE		NE	NE	NE	NE		NE		NE	NE	NE
Skin and subcutaneous tissue disorders	Skin fragility	Rest of World	57	11.5	0	0.0	59	11.8	0	0.0	NE			NE	NE	NE		NE	NE	NE	NE		NE	NE	NE	NE		NE		NE	NE	NE
Skin and subcutaneous tissue disorders	Skin hyperpigmentation	Western Europe/United States/Canada/Australia	298	60.2	1	0.3	300	60.2	2	0.7	0.50		Convergence criterion (GCONV=1E-8) satisfied.	0.05	5.56	-0.003		Algorithm converged.	-0.015	0.008	0.50		Algorithm converged.	0.05	5.52	0.5743	0.4237	1.99		Algorithm converged.	0.18	21.79
Skin and subcutaneous tissue disorders	Skin hyperpigmentation	Asia	140	28.3	1	0.7	139	27.9	0	0.0		*	Quasi-complete separation of data points detected.				*	WARNING: Negative of Hessian not positive definite.			NE		Algorithm converged.	NE	NE	NE		NE		Algorithm converged.	NE	NE
Skin and subcutaneous tissue disorders	Skin hyperpigmentation	Rest of World	57	11.5	0	0.0	59	11.8	0	0.0	NE			NE	NE	NE		NE	NE	NE	NE		NE	NE	NE	NE		NE		NE	NE	NE
Skin and subcutaneous tissue disorders	Skin lesion	Western Europe/United States/Canada/Australia	298	60.2	1	0.3	300	60.2	0	0.0		*	Quasi-complete separation of data points detected.				*	WARNING: Negative of Hessian not positive definite.			NE		Algorithm converged.	NE	NE	NE	NE	NE		Algorithm converged.	NE	NE
Skin and subcutaneous tissue disorders	Skin lesion	Asia	140	28.3	0	0.0	139	27.9	0	0.0	NE			NE	NE	NE		NE	NE	NE	NE		NE	NE	NE	NE		NE		NE	NE	NE
Skin and subcutaneous tissue disorders	Skin lesion	Rest of World	57	11.5	0	0.0	59	11.8	0	0.0	NE			NE	NE	NE		NE	NE	NE	NE		NE	NE	NE	NE		NE		NE	NE	NE
Skin and subcutaneous tissue disorders	Skin plaque	Western Europe/United States/Canada/Australia	298	60.2	0	0.0	300	60.2	1	0.3		*	Quasi-complete separation of data points detected.				*	ERROR: The mean parameter is either invalid or at a limit of its range for some observations.			0.00		Algorithm converged.	0.00	NE	0.9999	NE	>999.99		Algorithm converged.	0.00	NE
Skin and subcutaneous tissue disorders	Skin plaque	Asia	140	28.3	0	0.0	139	27.9	0	0.0	NE			NE	NE	NE		NE	NE	NE	NE		NE	NE	NE	NE		NE		NE	NE	NE
Skin and subcutaneous tissue disorders	Skin plaque	Rest of World	57	11.5	0	0.0	59	11.8	0	0.0	NE			NE	NE	NE		NE	NE	NE	NE		NE	NE	NE	NE		NE		NE	NE	NE
Skin and subcutaneous tissue disorders	Skin striae	Western Europe/United States/Canada/Australia	298	60.2	0	0.0	300	60.2	0	0.0	NE			NE	NE	NE		NE	NE	NE	NE		NE	NE	NE	NE	NE	NE		NE	NE	NE
Skin and subcutaneous tissue disorders	Skin striae	Asia	140	28.3	0	0.0	139	27.9	0	0.0	NE			NE	NE	NE		NE	NE	NE	NE		NE	NE	NE	NE		NE		NE	NE	NE
Skin and subcutaneous tissue disorders	Skin striae	Rest of World	57	11.5	1	1.8	59	11.8	0	0.0		*	Quasi-complete separation of data points detected.				*	ERROR: Error in computing the link function, its derivatives, or the variance function.			NE		Algorithm converged.	NE	NE	NE		NE		Algorithm converged.	NE	NE
Skin and subcutaneous tissue disorders	Skin ulcer	Western Europe/United States/Canada/Australia	298	60.2	4	1.3	300	60.2	1	0.3	4.07		Convergence criterion (GCONV=1E-8) satisfied.	0.45	36.61	0.010		Algorithm converged.	-0.005	0.025	4.03		Algorithm converged.	0.45	35.82	0.2116	NE	0.25		Algorithm converged.	0.03	2.21
Skin and subcutaneous tissue disorders	Skin ulcer	Asia	140	28.3	0	0.0	139	27.9	0	0.0	NE			NE	NE	NE		NE	NE	NE	NE		NE	NE	NE	NE		NE		NE	NE	NE
Skin and subcutaneous tissue disorders	Skin ulcer	Rest of World	57	11.5	0	0.0	59	11.8	0	0.0	NE			NE	NE	NE		NE	NE	NE	NE		NE	NE	NE	NE		NE		NE	NE	NE
Skin and subcutaneous tissue disorders	Superficial inflammatory dermatosis	Western Europe/United States/Canada/Australia	298	60.2	1	0.3	300	60.2	0	0.0		*	Quasi-complete separation of data points detected.				*	WARNING: Negative of Hessian not positive definite.			NE		Algorithm converged.	NE	NE	NE	NE	NE		Algorithm converged.	NE	NE
Skin and subcutaneous tissue disorders	Superficial inflammatory dermatosis	Asia	140	28.3	0	0.0	139	27.9	0	0.0	NE			NE	NE	NE		NE	NE	NE	NE		NE	NE	NE	NE		NE		NE	NE	NE
Skin and subcutaneous tissue disorders	Superficial inflammatory dermatosis	Rest of World	57	11.5	0	0.0	59	11.8	0	0.0	NE			NE	NE	NE		NE	NE	NE	NE		NE	NE	NE	NE		NE		NE	NE	NE
Skin and subcutaneous tissue disorders	Toxic skin eruption	Western Europe/United States/Canada/Australia	298	60.2	2	0.7	300	60.2	0	0.0		*	Quasi-complete separation of data points detected.				*	WARNING: Negative of Hessian not positive definite.			NE		Algorithm converged.	NE	NE	NE	NE	NE		Algorithm converged.	NE	NE
Skin and subcutaneous tissue disorders	Toxic skin eruption	Asia	140	28.3	0	0.0	139	27.9	0	0.0	NE			NE	NE	NE		NE	NE	NE	NE		NE	NE	NE	NE		NE		NE	NE	NE
Skin and subcutaneous tissue disorders	Toxic skin eruption	Rest of World	57	11.5	0	0.0	59	11.8	0	0.0	NE			NE	NE	NE		NE	NE	NE	NE		NE	NE	NE	NE		NE		NE	NE	NE
Skin and subcutaneous tissue disorders	Trichodynia	Western Europe/United States/Canada/Australia	298	60.2	1	0.3	300	60.2	0	0.0		*	Quasi-complete separation of data points detected.				*	WARNING: Negative of Hessian not positive definite.			NE		Algorithm converged.	NE	NE	NE	NE	NE		Algorithm converged.	NE	NE
Skin and subcutaneous tissue disorders	Trichodynia	Asia	140	28.3	0	0.0	139	27.9	0	0.0	NE			NE	NE	NE		NE	NE	NE	NE		NE	NE	NE	NE		NE		NE	NE	NE
Skin and subcutaneous tissue disorders	Trichodynia	Rest of World	57	11.5	0	0.0	59	11.8	0	0.0	NE			NE	NE	NE		NE	NE	NE	NE		NE	NE	NE	NE		NE		NE	NE	NE
Skin and subcutaneous tissue disorders	Urticaria	Western Europe/United States/Canada/Australia	298	60.2	2	0.7	300	60.2	7	2.3	0.28		Convergence criterion (GCONV=1E-8) satisfied.	0.06	1.37	-0.017		Algorithm converged.	-0.036	0.003	0.29		Algorithm converged.	0.06	1.37	0.1182	0.8576	3.48		Algorithm converged.	0.73	16.60
Skin and subcutaneous tissue disorders	Urticaria	Asia	140	28.3	4	2.9	139	27.9	8	5.8	0.48		Convergence criterion (GCONV=1E-8) satisfied.	0.14	1.64	-0.029		Algorithm converged.	-0.077	0.019	0.50		Algorithm converged.	0.15	1.61	0.2436		2.01		Algorithm converged.	0.62	6.54
Skin and subcutaneous tissue disorders	Urticaria	Rest of World	57	11.5	0	0.0	59	11.8	0	0.0	NE			NE	NE	NE		NE	NE	NE	NE		NE	NE	NE	NE		NE		NE	NE	NE
Skin and subcutaneous tissue disorders	Vitiligo	Western Europe/United States/Canada/Australia	298	60.2	0	0.0	300	60.2	1	0.3		*	Quasi-complete separation of data points detected.				*	ERROR: The mean parameter is either invalid or at a limit of its range for some observations.			0.00		Algorithm converged.	0.00	NE	0.9999	NE	>999.99		Algorithm converged.	0.00	NE
Skin and subcutaneous tissue disorders	Vitiligo	Asia	140	28.3	0	0.0	139	27.9	0	0.0	NE			NE	NE	NE		NE	NE	NE	NE		NE	NE	NE	NE		NE		NE	NE	NE
Skin and subcutaneous tissue disorders	Vitiligo	Rest of World	57	11.5	0	0.0	59	11.8	0	0.0	NE			NE	NE	NE		NE	NE	NE	NE		NE	NE	NE	NE		NE		NE	NE	NE
Surgical and medical procedures		Western Europe/United States/Canada/Australia	298	60.2	1	0.3	300	60.2	1	0.3	1.01		Convergence criterion (GCONV=1E-8) satisfied.	0.06	16.17	0.000		Algorithm converged.	-0.009	0.009	1.01		Algorithm converged.	0.06	16.02	0.9962	1.0000	0.99		Algorithm converged.	0.06	15.81
Surgical and medical procedures		Asia	140	28.3	0	0.0	139	27.9	0	0.0	NE			NE	NE	NE		NE	NE	NE	NE		NE	NE	NE	NE		NE		NE	NE	NE

Surgical and medical procedures		Rest of World	57	11.5	0	0.0	59	11.8	0	0.0	NE			NE	NE	NE		NE	NE	NE	NE		NE	NE	NE	NE		NE		NE	NE	NE
Surgical and medical procedures	Sinus operation	Western Europe/United States/Canada/Australia	298	60.2	1	0.3	300	60.2	1	0.3	1.01		Convergence criterion (GCONV=1E-8) satisfied.	0.06	16.17	0.000		Algorithm converged.	-0.009	0.009	1.01		Algorithm converged.	0.06	16.02	0.9962	1.0000	0.99		Algorithm converged.	0.06	15.81
Surgical and medical procedures	Sinus operation	Asia	140	28.3	0	0.0	139	27.9	0	0.0	NE			NE	NE	NE		NE	NE	NE	NE		NE	NE	NE	NE		NE		NE	NE	NE
Surgical and medical procedures	Sinus operation	Rest of World	57	11.5	0	0.0	59	11.8	0	0.0	NE			NE	NE	NE		NE	NE	NE	NE		NE	NE	NE	NE		NE		NE	NE	NE
Vascular disorders		Western Europe/United States/Canada/Australia	298	60.2	51	17.1	300	60.2	64	21.3	0.76		Convergence criterion (GCONV=1E-8) satisfied.	0.51	1.15	-0.042		Algorithm converged.	-0.105	0.021	0.80		Algorithm converged.	0.58	1.12	0.1921	0.1819	1.25		Algorithm converged.	0.90	1.74
Vascular disorders		Asia	140	28.3	15	10.7	139	27.9	19	13.7	0.76		Convergence criterion (GCONV=1E-8) satisfied.	0.37	1.56	-0.030		Algorithm converged.	-0.106	0.047	0.78		Algorithm converged.	0.42	1.48	0.4522		1.28		Algorithm converged.	0.68	2.41
Vascular disorders		Rest of World	57	11.5	10	17.5	59	11.8	5	8.5	2.30		Convergence criterion (GCONV=1E-8) satisfied.	0.73	7.20	0.091		Algorithm converged.	-0.031	0.212	2.07		Algorithm converged.	0.75	5.68	0.1579		0.48		Algorithm converged.	0.18	1.33
Vascular disorders	Aortic aneurysm	Western Europe/United States/Canada/Australia	298	60.2	0	0.0	300	60.2	1	0.3		*	Quasi-complete separation of data points detected.				*	ERROR: The mean parameter is either invalid or at a limit of its range for some observations.			0.00		Algorithm converged.	0.00	NE	0.9999	NE	>999.99		Algorithm converged.	0.00	NE
Vascular disorders	Aortic aneurysm	Asia	140	28.3	0	0.0	139	27.9	0	0.0	NE			NE	NE	NE		NE	NE	NE	NE		NE	NE	NE	NE		NE		NE	NE	NE
Vascular disorders	Aortic aneurysm	Rest of World	57	11.5	0	0.0	59	11.8	0	0.0	NE			NE	NE	NE		NE	NE	NE	NE		NE	NE	NE	NE		NE		NE	NE	NE
Vascular disorders	Circulatory collapse	Western Europe/United States/Canada/Australia	298	60.2	0	0.0	300	60.2	1	0.3		*	Quasi-complete separation of data points detected.				*	ERROR: The mean parameter is either invalid or at a limit of its range for some observations.			0.00		Algorithm converged.	0.00	NE	0.9999	NE	>999.99		Algorithm converged.	0.00	NE
Vascular disorders	Circulatory collapse	Asia	140	28.3	0	0.0	139	27.9	0	0.0	NE			NE	NE	NE		NE	NE	NE	NE		NE	NE	NE	NE		NE		NE	NE	NE
Vascular disorders	Circulatory collapse	Rest of World	57	11.5	0	0.0	59	11.8	0	0.0	NE			NE	NE	NE		NE	NE	NE	NE		NE	NE	NE	NE		NE		NE	NE	NE
Vascular disorders	Deep vein thrombosis	Western Europe/United States/Canada/Australia	298	60.2	4	1.3	300	60.2	4	1.3	1.01		Convergence criterion (GCONV=1E-8) satisfied.	0.25	4.06	0.000		Algorithm converged.	-0.018	0.019	1.01		Algorithm converged.	0.25	3.99	0.9924	0.2537	0.99		Algorithm converged.	0.25	3.94
Vascular disorders	Deep vein thrombosis	Asia	140	28.3	1	0.7	139	27.9	0	0.0		*	Quasi-complete separation of data points detected.				*	WARNING: Negative of Hessian not positive definite.			NE		Algorithm converged.	NE	NE	NE		NE		Algorithm converged.	NE	NE
Vascular disorders	Deep vein thrombosis	Rest of World	57	11.5	0	0.0	59	11.8	1	1.7		*	Quasi-complete separation of data points detected.				*	WARNING: The relative Hessian convergence criterion of 10.540168601 is greater than the limit of 0.0001. The convergence is questionable.			0.00		Algorithm converged.	0.00	NE	0.9999		>999.99		Algorithm converged.	0.00	NE
Vascular disorders	Embolism	Western Europe/United States/Canada/Australia	298	60.2	0	0.0	300	60.2	2	0.7		*	Quasi-complete separation of data points detected.				*	ERROR: The mean parameter is either invalid or at a limit of its range for some observations.			0.00		Algorithm converged.	0.00	NE	0.9999	NE	>999.99		Algorithm converged.	0.00	NE
Vascular disorders	Embolism	Asia	140	28.3	1	0.7	139	27.9	2	1.4	0.49		Convergence criterion (GCONV=1E-8) satisfied.	0.04	5.50	-0.007		Algorithm converged.	-0.031	0.017	0.50		Algorithm converged.	0.05	5.41	0.5656		2.01		Algorithm converged.	0.18	21.96
Vascular disorders	Embolism	Rest of World	57	11.5	0	0.0	59	11.8	0	0.0	NE			NE	NE	NE		NE	NE	NE	NE		NE	NE	NE	NE		NE		NE	NE	NE
Vascular disorders	Flushing	Western Europe/United States/Canada/Australia	298	60.2	4	1.3	300	60.2	8	2.7	0.50		Convergence criterion (GCONV=1E-8) satisfied.	0.15	1.67	-0.013		Algorithm converged.	-0.036	0.009	0.50		Algorithm converged.	0.15	1.65	0.2580	0.6762	1.99		Algorithm converged.	0.60	6.53
Vascular disorders	Flushing	Asia	140	28.3	0	0.0	139	27.9	1	0.7		*	Quasi-complete separation of data points detected.				*	WARNING: The relative Hessian convergence criterion of 19.480043432 is greater than the limit of 0.0001. The convergence is questionable.			0.00		Algorithm converged.	0.00	NE	0.9999		>999.99		Algorithm converged.	0.00	NE
Vascular disorders	Flushing	Rest of World	57	11.5	0	0.0	59	11.8	0	0.0	NE			NE	NE	NE		NE	NE	NE	NE		NE	NE	NE	NE		NE		NE	NE	NE
Vascular disorders	Haematoma	Western Europe/United States/Canada/Australia	298	60.2	5	1.7	300	60.2	2	0.7	2.54		Convergence criterion (GCONV=1E-8) satisfied.	0.49	13.21	0.010		Algorithm converged.	-0.007	0.027	2.52		Algorithm converged.	0.49	12.87	0.2677	NE	0.40		Algorithm converged.	0.08	2.03
Vascular disorders	Haematoma	Asia	140	28.3	0	0.0	139	27.9	0	0.0	NE			NE	NE	NE		NE	NE	NE	NE		NE	NE	NE	NE		NE		NE	NE	NE
Vascular disorders	Haematoma	Rest of World	57	11.5	0	0.0	59	11.8	0	0.0	NE			NE	NE	NE		NE	NE	NE	NE		NE	NE	NE	NE		NE		NE	NE	NE
Vascular disorders	Haemorrhage	Western Europe/United States/Canada/Australia	298	60.2	0	0.0	300	60.2	2	0.7		*	Quasi-complete separation of data points detected.				*	ERROR: The mean parameter is either invalid or at a limit of its range for some observations.			0.00		Algorithm converged.	0.00	NE	0.9999	NE	>999.99		Algorithm converged.	0.00	NE
Vascular disorders	Haemorrhage	Asia	140	28.3	0	0.0	139	27.9	0	0.0	NE			NE	NE	NE		NE	NE	NE	NE		NE	NE	NE	NE		NE		NE	NE	NE
Vascular disorders	Haemorrhage	Rest of World	57	11.5	0	0.0	59	11.8	0	0.0	NE			NE	NE	NE		NE	NE	NE	NE		NE	NE	NE	NE		NE		NE	NE	NE
Vascular disorders	Hot flush	Western Europe/United States/Canada/Australia	298	60.2	6	2.0	300	60.2	9	3.0	0.66		Convergence criterion (GCONV=1E-8) satisfied.	0.23	1.89	-0.010		Algorithm converged.	-0.035	0.015	0.67		Algorithm converged.	0.24	1.86	0.4437	NE	1.49		Algorithm converged.	0.54	4.13
Vascular disorders	Hot flush	Asia	140	28.3	0	0.0	139	27.9	1	0.7		*	Quasi-complete separation of data points detected.				*	WARNING: The relative Hessian convergence criterion of 19.480043432 is greater than the limit of 0.0001. The convergence is questionable.			0.00		Algorithm converged.	0.00	NE	0.9999		>999.99		Algorithm converged.	0.00	NE
Vascular disorders	Hot flush	Rest of World	57	11.5	0	0.0	59	11.8	0	0.0	NE			NE	NE	NE		NE	NE	NE	NE		NE	NE	NE	NE		NE		NE	NE	NE
Vascular disorders	Hypertension	Western Europe/United States/Canada/Australia	298	60.2	7	2.3	300	60.2	13	4.3	0.53		Convergence criterion (GCONV=1E-8) satisfied.	0.21	1.35	-0.020		Algorithm converged.	-0.049	0.009	0.54		Algorithm converged.	0.22	1.34	0.1847	0.5341	1.84		Algorithm converged.	0.75	4.56
Vascular disorders	Hypertension	Asia	140	28.3	8	5.7	139	27.9	10	7.2	0.78		Convergence criterion (GCONV=1E-8) satisfied.	0.30	2.04	-0.015		Algorithm converged.	-0.072	0.043	0.79		Algorithm converged.	0.32	1.95	0.6158		1.26		Algorithm converged.	0.51	3.10
Vascular disorders	Hypertension	Rest of World	57	11.5	2	3.5	59	11.8	1	1.7	2.11		Convergence criterion (GCONV=1E-8) satisfied.	0.19	23.92	0.018		Algorithm converged.	-0.040	0.076	2.07		Algorithm converged.	0.19	22.21	0.5478		0.48		Algorithm converged.	0.05	5.18
Vascular disorders	Hypertensive crisis	Western Europe/United States/Canada/Australia	298	60.2	0	0.0	300	60.2	1	0.3		*	Quasi-complete separation of data points detected.				*	ERROR: The mean parameter is either invalid or at a limit of its range for some observations.			0.00		Algorithm converged.	0.00	NE	0.9999	NE	>999.99		Algorithm converged.	0.00	NE
Vascular disorders	Hypertensive crisis	Asia	140	28.3	0	0.0	139	27.9	0	0.0	NE			NE	NE	NE		NE	NE	NE	NE		NE	NE	NE	NE		NE		NE	NE	NE
Vascular disorders	Hypertensive crisis	Rest of World	57	11.5	0	0.0	59	11.8	0	0.0	NE			NE	NE	NE		NE	NE	NE	NE		NE	NE	NE	NE		NE		NE	NE	NE
Vascular disorders	Hypotension	Western Europe/United States/Canada/Australia	298	60.2	15	5.0	300	60.2	15	5.0	1.01		Convergence criterion (GCONV=1E-8) satisfied.	0.48	2.10	0.000		Algorithm converged.	-0.035	0.035	1.01		Algorithm converged.	0.50	2.02	0.9850	0.0182	0.99		Algorithm converged.	0.49	2.00
Vascular disorders	Hypotension	Asia	140	28.3	0	0.0	139	27.9	5	3.6		*	Quasi-complete separation of data points detected.				*	WARNING: The relative Hessian convergence criterion of 6.378229759 is greater than the limit of 0.0001. The convergence is questionable.			0.00		Algorithm converged.	0.00	NE	0.9999		>999.99		Algorithm converged.	0.00	NE
Vascular disorders	Hypotension	Rest of World	57	11.5	3	5.3	59	11.8	1	1.7	3.22		Convergence criterion (GCONV=1E-8) satisfied.	0.33	31.92	0.036		Algorithm converged.	-0.031	0.102	3.11		Algorithm converged.	0.33	28.99	0.3201		0.32		Algorithm converged.	0.03	3.01
Vascular disorders	Hypovolaemic shock	Western Europe/United States/Canada/Australia	298	60.2	0	0.0	300	60.2	1	0.3		*	Quasi-complete separation of data points detected.				*	ERROR: The mean parameter is either invalid or at a limit of its range for some observations.			0.00		Algorithm converged.	0.00	NE	0.9999	NE	>999.99		Algorithm converged.	0.00	NE
Vascular disorders	Hypovolaemic shock	Asia	140	28.3	0	0.0	139	27.9	0	0.0	NE			NE	NE	NE		NE	NE	NE	NE		NE	NE	NE	NE		NE		NE	NE	NE
Vascular disorders	Hypovolaemic shock	Rest of World	57	11.5	0	0.0	59	11.8	0	0.0	NE			NE	NE	NE		NE	NE	NE	NE		NE	NE	NE	NE		NE		NE	NE	NE
Vascular disorders	Jugular vein thrombosis	Western Europe/United States/Canada/Australia	298	60.2	4	1.3	300	60.2	2	0.7	2.03		Convergence criterion (GCONV=1E-8) satisfied.	0.37	11.15	0.007		Algorithm converged.	-0.009	0.023	2.01		Algorithm converged.	0.37	10.91	0.4169	NE	0.50		Algorithm converged.	0.09	2.69
Vascular disorders	Jugular vein thrombosis	Asia	140	28.3	0	0.0	139	27.9	0	0.0	NE			NE	NE	NE		NE	NE	NE	NE		NE	NE	NE	NE		NE		NE	NE	NE
Vascular disorders	Jugular vein thrombosis	Rest of World	57	11.5	0	0.0	59	11.8	0	0.0	NE			NE	NE	NE		NE	NE	NE	NE		NE	NE	NE	NE		NE		NE	NE	NE
Vascular disorders	Lymphoedema	Western Europe/United States/Canada/Australia	298	60.2	1	0.3	300	60.2	0	0.0		*	Quasi-complete separation of data points detected.				*	WARNING: Negative of Hessian not positive definite.			NE		Algorithm converged.	NE	NE	NE	NE	NE		Algorithm converged.	NE	NE
Vascular disorders	Lymphoedema	Asia	140	28.3	0	0.0	139	27.9	0	0.0	NE			NE	NE	NE		NE	NE	NE	NE		NE	NE	NE	NE		NE		NE	NE	NE
Vascular disorders	Lymphoedema	Rest of World	57	11.5	0	0.0	59	11.8	0	0.0	NE			NE	NE	NE		NE	NE	NE	NE		NE	NE	NE	NE		NE		NE	NE	NE
Vascular disorders	Orthostatic hypotension	Western Europe/United States/Canada/Australia	298	60.2	1	0.3	300	60.2	0	0.0		*	Quasi-complete separation of data points detected.				*	WARNING: Negative of Hessian not positive definite.			NE		Algorithm converged.	NE	NE	NE	NE	NE		Algorithm converged.	NE	NE
Vascular disorders	Orthostatic hypotension	Asia	140	28.3	0	0.0	139	27.9	0	0.0	NE			NE	NE	NE		NE	NE	NE	NE		NE	NE	NE	NE		NE		NE	NE	NE
Vascular disorders	Orthostatic hypotension	Rest of World	57	11.5	0	0.0	59	11.8	0	0.0	NE			NE	NE	NE		NE	NE	NE	NE		NE	NE	NE	NE		NE		NE	NE	NE
Vascular disorders	Pallor	Western Europe/United States/Canada/Australia	298	60.2	0	0.0	300	60.2	0	0.0	NE			NE	NE	NE		NE	NE	NE	NE		NE	NE	NE	NE	NE	NE		NE	NE	NE
Vascular disorders	Pallor	Asia	140	28.3	0	0.0	139	27.9	0	0.0	NE			NE	NE	NE		NE	NE	NE	NE		NE	NE	NE	NE		NE		NE	NE	NE
Vascular disorders	Pallor	Rest of World	57	11.5	0	0.0	59	11.8	1	1.7		*	Quasi-complete separation of data points detected.				*	WARNING: The relative Hessian convergence criterion of 10.540168601 is greater than the limit of 0.0001. The convergence is questionable.			0.00		Algorithm converged.	0.00	NE	0.9999		>999.99		Algorithm converged.	0.00	NE
Vascular disorders	Pelvic venous thrombosis	Western Europe/United States/Canada/Australia	298	60.2	1	0.3	300	60.2	0	0.0		*	Quasi-complete separation of data points detected.				*	WARNING: The relative Hessian convergence criterion of 44.806790292 is greater than the limit of 0.0001. The convergence is questionable.			NE		Algorithm converged.	NE	NE	NE	NE	NE		Algorithm converged.	NE	NE
Vascular disorders	Pelvic venous thrombosis	Asia	140	28.3	0	0.0	139	27.9	0	0.0	NE			NE	NE	NE		NE	NE	NE	NE		NE	NE	NE	NE		NE		NE	NE	NE
Vascular disorders	Pelvic venous thrombosis	Rest of World	57	11.5	0	0.0	59	11.8	0	0.0	NE			NE	NE	NE		NE	NE	NE	NE		NE	NE	NE	NE		NE		NE	NE	NE
Vascular disorders	Peripheral coldness	Western Europe/United States/Canada/Australia	298	60.2	0	0.0	300	60.2	1	0.3		*	Quasi-complete separation of data points detected.				*	ERROR: The mean parameter is either invalid or at a limit of its range for some observations.			0.00		Algorithm converged.	0.00	NE	0.9999	NE	>999.99		Algorithm converged.	0.00	NE
Vascular disorders	Peripheral coldness	Asia	140	28.3	0	0.0	139	27.9	0	0.0	NE			NE	NE	NE		NE	NE	NE	NE		NE	NE	NE	NE		NE		NE	NE	NE
Vascular disorders	Peripheral coldness	Rest of World	57	11.5	0	0.0	59	11.8	1	1.7		*	Quasi-complete separation of data points detected.				*	WARNING: The relative Hessian convergence criterion of 10.540168601 is greater than the limit of 0.0001. The convergence is questionable.			0.00		Algorithm converged.	0.00	NE	0.9999		>999.99		Algorithm converged.	0.00	NE
Vascular disorders	Peripheral embolism	Western Europe/United States/Canada/Australia	298	60.2	0	0.0	300	60.2	0	0.0	NE			NE	NE	NE		NE	NE	NE	NE		NE	NE	NE	NE	NE	NE		NE	NE	NE
Vascular disorders	Peripheral embolism	Asia	140	28.3	0	0.0	139	27.9	0	0.0	NE			NE	NE	NE		NE	NE	NE	NE		NE	NE	NE	NE		NE		NE	NE	NE
Vascular disorders	Peripheral embolism	Rest of World	57	11.5	1	1.8	59	11.8	0	0.0		*	Quasi-complete separation of data points detected.				*	ERROR: Error in computing the link function, its derivatives, or the variance function.			NE		Algorithm converged.	NE	NE	NE		NE		Algorithm converged.	NE	NE
Vascular disorders	Peripheral ischaemia	Western Europe/United States/Canada/Australia	298	60.2	0	0.0	300	60.2	1	0.3		*	Quasi-complete separation of data points detected.				*	ERROR: The mean parameter is either invalid or at a limit of its range for some observations.			0.00		Algorithm converged.	0.00	NE	0.9999	NE	>999.99		Algorithm converged.	0.00	NE
Vascular disorders	Peripheral ischaemia	Asia	140	28.3	0	0.0	139	27.9	0	0.0	NE			NE	NE	NE		NE	NE	NE	NE		NE	NE	NE	NE		NE		NE	NE	NE
Vascular disorders	Peripheral ischaemia	Rest of World	57	11.5	0	0.0	59	11.8	0	0.0	NE			NE	NE	NE		NE	NE	NE	NE		NE	NE	NE	NE		NE		NE	NE	NE
Vascular disorders	Peripheral venous disease	Western Europe/United States/Canada/Australia	298	60.2	0	0.0	300	60.2	1	0.3		*	Quasi-complete separation of data points detected.				*	ERROR: The mean parameter is either invalid or at a limit of its range for some observations.			0.00		Algorithm converged.	0.00	NE	0.9999	NE	>999.99		Algorithm converged.	0.00	NE
Vascular disorders	Peripheral venous disease	Asia	140	28.3	0	0.0	139	27.9	0	0.0	NE			NE	NE	NE		NE	NE	NE	NE		NE	NE	NE	NE		NE		NE	NE	NE
Vascular disorders	Peripheral venous disease	Rest of World	57	11.5	0	0.0	59	11.8	0	0.0	NE			NE	NE	NE		NE	NE	NE	NE		NE	NE	NE	NE		NE		NE	NE	NE
Vascular disorders	Phlebitis	Western Europe/United States/Canada/Australia	298	60.2	1	0.3	300	60.2	2	0.7	0.50		Convergence criterion (GCONV=1E-8) satisfied.	0.05	5.56	-0.003		Algorithm converged.	-0.015	0.008	0.50		Algorithm converged.	0.05	5.52	0.5743	0.9270	1.99		Algorithm converged.	0.18	21.79
Vascular disorders	Phlebitis	Asia	140	28.3	0	0.0	139	27.9	0	0.0	NE			NE	NE	NE		NE	NE	NE	NE		NE	NE	NE	NE		NE		NE	NE	NE
Vascular disorders	Phlebitis	Rest of World	57	11.5	1	1.8	59	11.8	1	1.7	1.04		Convergence criterion (GCONV=1E-8) satisfied.	0.06	16.96	0.001		Algorithm converged.	-0.047	0.048	1.04		Algorithm converged.	0.07	16.16	0.9804		0.97		Algorithm converged.	0.06	15.08
Vascular disorders	Subgaleal haematoma	Western Europe/United States/Canada/Australia	298	60.2	0	0.0	300	60.2	1	0.3		*	Quasi-complete separation of data points detected.				*	ERROR: The mean parameter is either invalid or at a limit of its range for some observations.			0.00		Algorithm converged.	0.00	NE	0.9999	NE	>999.99		Algorithm converged.	0.00	NE
Vascular disorders	Subgaleal haematoma	Asia	140	28.3	0	0.0	139	27.9	0	0.0	NE			NE	NE	NE		NE	NE	NE	NE		NE	NE	NE	NE		NE		NE	NE	NE
Vascular disorders	Subgaleal haematoma	Rest of World	57	11.5	0	0.0	59	11.8	0	0.0	NE			NE	NE	NE		NE	NE	NE	NE		NE	NE	NE	NE		NE		NE	NE	NE
Vascular disorders	Superficial vein thrombosis	Western Europe/United States/Canada/Australia	298	60.2	1	0.3	300	60.2	1	0.3	1.01		Convergence criterion (GCONV=1E-8) satisfied.	0.06	16.17	0.000		Algorithm converged.	-0.009	0.009	1.01		Algorithm converged.	0.06	16.02	0.9962	1.0000	0.99		Algorithm converged.	0.06	15.81
Vascular disorders	Superficial vein thrombosis	Asia	140	28.3	0	0.0	139	27.9	0	0.0	NE			NE	NE	NE		NE	NE	NE	NE		NE	NE	NE	NE		NE		NE	NE	NE
Vascular disorders	Superficial vein thrombosis	Rest of World	57	11.5	0	0.0	59	11.8	0	0.0	NE			NE	NE	NE		NE	NE	NE	NE		NE	NE	NE	NE		NE		NE	NE	NE
Vascular disorders	Systolic hypertension	Western Europe/United States/Canada/Australia	298	60.2	0	0.0	300	60.2	0	0.0	NE			NE	NE	NE		NE	NE	NE	NE		NE	NE	NE	NE	NE	NE		NE	NE	NE
Vascular disorders	Systolic hypertension	Asia	140	28.3	0	0.0	139	27.9	0	0.0	NE			NE	NE	NE		NE	NE	NE	NE		NE	NE	NE	NE		NE		NE	NE	NE
Vascular disorders	Systolic hypertension	Rest of World	57	11.5	1	1.8	59	11.8	0	0.0		*	Quasi-complete separation of data points detected.				*	ERROR: Error in computing the link function, its derivatives, or the variance function.			NE		Algorithm converged.	NE	NE	NE		NE		Algorithm converged.	NE	NE
Vascular disorders	Thrombophlebitis	Western Europe/United States/Canada/Australia	298	60.2	1	0.3	300	60.2	4	1.3	0.25		Convergence criterion (GCONV=1E-8) satisfied.	0.03	2.24	-0.010		Algorithm converged.	-0.025	0.005	0.25		Algorithm converged.	0.03	2.24	0.2160	0.0965	3.97		Algorithm converged.	0.45	35.34
Vascular disorders	Thrombophlebitis	Asia	140	28.3	0	0.0	139	27.9	0	0.0	NE			NE	NE	NE		NE	NE	NE	NE		NE	NE	NE	NE		NE		NE	NE	NE
Vascular disorders	Thrombophlebitis	Rest of World	57	11.5	2	3.5	59	11.8	0	0.0		*	Quasi-complete separation of data points detected.				*	WARNING: The relative Hessian convergence criterion of 6.6720380513 is greater than the limit of 0.0001. The convergence is questionable.			NE		Algorithm converged.	NE	NE	NE		NE		Algorithm converged.	NE	NE
Vascular disorders	Thrombosis	Western Europe/United States/Canada/Australia	298	60.2	4	1.3	300	60.2	2	0.7	2.03		Convergence criterion (GCONV=1E-8) satisfied.	0.37	11.15	0.007		Algorithm converged.	-0.009	0.023	2.01		Algorithm converged.	0.37	10.91	0.4169	0.1775	0.50		Algorithm converged.	0.09	2.69
Vascular disorders	Thrombosis	Asia	140	28.3	0	0.0	139	27.9	1	0.7		*	Quasi-complete separation of data points detected.				*	WARNING: The relative Hessian convergence criterion of 19.480043228 is greater than the limit of 0.0001. The convergence is questionable.			0.00		Algorithm converged.	0.00	NE	0.9999		>999.99		Algorithm converged.	0.00	NE
Vascular disorders	Thrombosis	Rest of World	57	11.5	0	0.0	59	11.8	1	1.7		*	Quasi-complete separation of data points detected.				*	WARNING: The relative Hessian convergence criterion of 10.540168611 is greater than the limit of 0.0001. The convergence is questionable.			0.00		Algorithm converged.	0.00	NE	0.9999		>999.99		Algorithm converged.	0.00	NE
Vascular disorders	Varicose vein	Western Europe/United States/Canada/Australia	298	60.2	1	0.3	300	60.2	0	0.0		*	Quasi-complete separation of data points detected.				*	WARNING: Negative of Hessian not positive definite.			NE		Algorithm converged.	NE	NE	NE	NE	NE		Algorithm converged.	NE	NE
Vascular disorders	Varicose vein	Asia	140	28.3	0	0.0	139	27.9	0	0.0	NE			NE	NE	NE		NE	NE	NE	NE		NE	NE	NE	NE		NE		NE	NE	NE
Vascular disorders	Varicose vein	Rest of World	57	11.5	0	0.0	59	11.8	0	0.0	NE			NE	NE	NE		NE	NE	NE	NE		NE	NE	NE	NE		NE		NE	NE	NE
Vascular disorders	Vascular pain	Western Europe/United States/Canada/Australia	298	60.2	0	0.0	300	60.2	0	0.0	NE			NE	NE	NE		NE	NE	NE	NE		NE	NE	NE	NE	NE	NE		NE	NE	NE
Vascular disorders	Vascular pain	Asia	140	28.3	1	0.7	139	27.9	1	0.7	0.99		Convergence criterion (GCONV=1E-8) satisfied.	0.06	16.03	0.000		Algorithm converged.	-0.020	0.020	0.99		Algorithm converged.	0.06	15.72	0.9959		1.01		Algorithm converged.	0.06	15.94
Vascular disorders	Vascular pain	Rest of World	57	11.5	0	0.0	59	11.8	0	0.0	NE			NE	NE	NE		NE	NE	NE	NE		NE	NE	NE	NE		NE		NE	NE	NE
Vascular disorders	Vasculitis	Western Europe/United States/Canada/Australia	298	60.2	1	0.3	300	60.2	0	0.0		*	Quasi-complete separation of data points detected.				*	WARNING: Negative of Hessian not positive definite.			NE		Algorithm converged.	NE	NE	NE	NE	NE		Algorithm converged.	NE	NE
Vascular disorders	Vasculitis	Asia	140	28.3	3	2.1	139	27.9	0	0.0		*	Quasi-complete separation of data points detected.				*	ERROR: Error in computing the link function, its derivatives, or the variance function.			NE		Algorithm converged.	NE	NE	NE		NE		Algorithm converged.	NE	NE
Vascular disorders	Vasculitis	Rest of World	57	11.5	0	0.0	59	11.8	0	0.0	NE			NE	NE	NE		NE	NE	NE	NE		NE	NE	NE	NE		NE		NE	NE	NE
Vascular disorders	Vein disorder	Western Europe/United States/Canada/Australia	298	60.2	1	0.3	300	60.2	0	0.0		*	Quasi-complete separation of data points detected.				*	WARNING: The relative Hessian convergence criterion of 44.806790292 is greater than the limit of 0.0001. The convergence is questionable.			NE		Algorithm converged.	NE	NE	NE	NE	NE		Algorithm converged.	NE	NE
Vascular disorders	Vein disorder	Asia	140	28.3	0	0.0	139	27.9	0	0.0	NE			NE	NE	NE		NE	NE	NE	NE		NE	NE	NE	NE		NE		NE	NE	NE
Vascular disorders	Vein disorder	Rest of World	57	11.5	0	0.0	59	11.8	0	0.0	NE			NE	NE	NE		NE	NE	NE	NE		NE	NE	NE	NE		NE		NE	NE	NE
Vascular disorders	Venous thrombosis	Western Europe/United States/Canada/Australia	298	60.2	0	0.0	300	60.2	1	0.3		*	Quasi-complete separation of data points detected.				*	ERROR: The mean parameter is either invalid or at a limit of its range for some observations.			0.00		Algorithm converged.	0.00	NE	0.9999	NE	>999.99		Algorithm converged.	0.00	NE
Vascular disorders	Venous thrombosis	Asia	140	28.3	1	0.7	139	27.9	0	0.0		*	Quasi-complete separation of data points detected.				*	WARNING: Negative of Hessian not positive definite.			NE		Algorithm converged.	NE	NE	NE		NE		Algorithm converged.	NE	NE
Vascular disorders	Venous thrombosis	Rest of World	57	11.5	0	0.0	59	11.8	0	0.0	NE			NE	NE	NE		NE	NE	NE	NE		NE	NE	NE	NE		NE		NE	NE	NE
Vascular disorders	Venous thrombosis limb	Western Europe/United States/Canada/Australia	298	60.2	0	0.0	300	60.2	0	0.0	NE			NE	NE	NE		NE	NE	NE	NE		NE	NE	NE	NE	NE	NE		NE	NE	NE
Vascular disorders	Venous thrombosis limb	Asia	140	28.3	0	0.0	139	27.9	0	0.0	NE			NE	NE	NE		NE	NE	NE	NE		NE	NE	NE	NE		NE		NE	NE	NE
Vascular disorders	Venous thrombosis limb	Rest of World	57	11.5	1	1.8	59	11.8	0	0.0		*	Quasi-complete separation of data points detected.				*	ERROR: Error in computing the link function, its derivatives, or the variance function.			NE		Algorithm converged.	NE	NE	NE		NE		Algorithm converged.	NE	NE

Includes treatment-emergent AEs during AE reporting period only, which is defined as new or worsening AE from the first dose of any study drug through 90 days after the last dose of any study drug or prior to NALT, whichever is earlier.
Test for interaction based on RR (Log-binomial regression)
* indicates convergence problem. Result is uninterpretable.
Clinical cut-off: 15JUN2022

Program: root/clinical_studies/RO5541077/CDPT7884/GO39942/data_analysis/ACE_FINAL_OS/prod/program/t_ae_raw_soc.sas
Output: root/clinical_studies/RO5541077/CDPT7884/GO39942/data_analysis/ACE_FINAL_OS/prod/output/t_ae_raw_soc_sg2_AE_SE_POOLED_15JUN2022_39942.xls
08FEB2023 17:30

POPULATION: Global and China Extension Population, Safety-Evaluable Population
ENDPOINT: Any AEs
MODEL: Unstratified analysis
STUDY: GO39942
Dichotomous Analysis by Subgroups (Safety)

Sex

			Polatuzumab Vedotin + R-CHP (N=495)				R-CHOP (N=498)				Polatuzumab Vedotin + R-CHP vs. R-CHOP																	R-CHOP vs. Polatuzumab Vedotin + R-CHP				
			Patients		Patients with Event		Patients		Patients with Event		Odds Ratio					Absolute Risk Difference					Relative Risk							Relative Risk				
MedDRA System Organ Class	MedDRA Preferred Term	Level	n	%	n	%	n	%	n	%	Odds Ratio		Convergence Reason	95% Lower CL	95% Upper CL	Absolute Risk		Convergence Reason	95% Lower CL	95% Upper CL	Relative Risk		Convergence Reason	95% Lower CL	95% Upper CL	p-value (Wald)	Interaction Test p-value (likelihood ratio)	Relative Risk		Convergence Reason	95% Lower CL	95% Upper CL
Blood and lymphatic system disorders		Male	265	53.5	137	51.7	269	54.0	135	50.2	1.06		Convergence criterion (GCONV=1E-8) satisfied.	0.76	1.49	0.015		Algorithm converged.	-0.070	0.100	1.03		Algorithm converged.	0.87	1.22	0.7267	0.2883	0.97		Algorithm converged.	0.82	1.15
Blood and lymphatic system disorders		Female	230	46.5	144	62.6	229	46.0	123	53.7	1.44		Convergence criterion (GCONV=1E-8) satisfied.	0.99	2.09	0.089		Algorithm converged.	-0.001	0.179	1.17		Algorithm converged.	1.00	1.36	0.0546		0.86		Algorithm converged.	0.73	1.00
Blood and lymphatic system disorders	Agranulocytosis	Male	265	53.5	0	0.0	269	54.0	1	0.4		*	Quasi-complete separation of data points detected.				*	ERROR: The mean parameter is either invalid or at a limit of its range for some observations.			0.00		Algorithm converged.	0.00	NE	0.9999	NE	>999.99		Algorithm converged.	0.00	NE
Blood and lymphatic system disorders	Agranulocytosis	Female	230	46.5	0	0.0	229	46.0	0	0.0	NE			NE	NE	NE		NE	NE	NE	NE		NE	NE	NE	NE		NE		NE	NE	NE
Blood and lymphatic system disorders	Anaemia	Male	265	53.5	78	29.4	269	54.0	75	27.9	1.08		Convergence criterion (GCONV=1E-8) satisfied.	0.74	1.57	0.016		Algorithm converged.	-0.061	0.092	1.06		Algorithm converged.	0.81	1.38	0.6915	0.4806	0.95		Algorithm converged.	0.72	1.24
Blood and lymphatic system disorders	Anaemia	Female	230	46.5	86	37.4	229	46.0	71	31.0	1.33		Convergence criterion (GCONV=1E-8) satisfied.	0.90	1.96	0.064		Algorithm converged.	-0.023	0.150	1.21		Algorithm converged.	0.93	1.56	0.1508		0.83		Algorithm converged.	0.64	1.07
Blood and lymphatic system disorders	Aplasia pure red cell	Male	265	53.5	0	0.0	269	54.0	1	0.4		*	Quasi-complete separation of data points detected.				*	ERROR: The mean parameter is either invalid or at a limit of its range for some observations.			0.00		Algorithm converged.	0.00	NE	0.9999	0.0968	>999.99		Algorithm converged.	0.00	NE
Blood and lymphatic system disorders	Aplasia pure red cell	Female	230	46.5	1	0.4	229	46.0	0	0.0		*	Quasi-complete separation of data points detected.				*	WARNING: Negative of Hessian not positive definite.			NE		Algorithm converged.	NE	NE	NE		NE		Algorithm converged.	NE	NE
Blood and lymphatic system disorders	Cytopenia	Male	265	53.5	0	0.0	269	54.0	1	0.4		*	Quasi-complete separation of data points detected.				*	ERROR: The mean parameter is either invalid or at a limit of its range for some observations.			0.00		Algorithm converged.	0.00	NE	0.9999	0.0968	>999.99		Algorithm converged.	0.00	NE
Blood and lymphatic system disorders	Cytopenia	Female	230	46.5	1	0.4	229	46.0	0	0.0		*	Quasi-complete separation of data points detected.				*	WARNING: Negative of Hessian not positive definite.			NE		Algorithm converged.	NE	NE	NE		NE		Algorithm converged.	NE	NE
Blood and lymphatic system disorders	Erythropenia	Male	265	53.5	0	0.0	269	54.0	0	0.0	NE			NE	NE	NE		NE	NE	NE	NE		NE	NE	NE	NE	NE	NE		NE	NE	NE
Blood and lymphatic system disorders	Erythropenia	Female	230	46.5	0	0.0	229	46.0	1	0.4		*	Quasi-complete separation of data points detected.				*	WARNING: Negative of Hessian not positive definite.			0.00		Algorithm converged.	0.00	NE	0.9999		>999.99		Algorithm converged.	0.00	NE
Blood and lymphatic system disorders	Febrile bone marrow aplasia	Male	265	53.5	1	0.4	269	54.0	0	0.0		*	Quasi-complete separation of data points detected.				*	WARNING: Negative of Hessian not positive definite.			NE		Algorithm converged.	NE	NE	NE	0.0497	NE		Algorithm converged.	NE	NE
Blood and lymphatic system disorders	Febrile bone marrow aplasia	Female	230	46.5	0	0.0	229	46.0	2	0.9		*	Quasi-complete separation of data points detected.				*	WARNING: Negative of Hessian not positive definite.			0.00		Algorithm converged.	0.00	NE	0.9999		>999.99		Algorithm converged.	0.00	NE
Blood and lymphatic system disorders	Febrile neutropenia	Male	265	53.5	38	14.3	269	54.0	21	7.8	1.98		Convergence criterion (GCONV=1E-8) satisfied.	1.13	3.47	0.065		Algorithm converged.	0.012	0.118	1.84		Algorithm converged.	1.11	3.04	0.0183	0.6587	0.54		Algorithm converged.	0.33	0.90
Blood and lymphatic system disorders	Febrile neutropenia	Female	230	46.5	28	12.2	229	46.0	18	7.9	1.62		Convergence criterion (GCONV=1E-8) satisfied.	0.87	3.03	0.043		Algorithm converged.	-0.012	0.098	1.55		Algorithm converged.	0.88	2.72	0.1279		0.65		Algorithm converged.	0.37	1.13
Blood and lymphatic system disorders	Granulocytopenia	Male	265	53.5	0	0.0	269	54.0	1	0.4		*	Quasi-complete separation of data points detected.				*	ERROR: The mean parameter is either invalid or at a limit of its range for some observations.			0.00		Algorithm converged.	0.00	NE	0.9999	NE	>999.99		Algorithm converged.	0.00	NE
Blood and lymphatic system disorders	Granulocytopenia	Female	230	46.5	0	0.0	229	46.0	0	0.0	NE			NE	NE	NE		NE	NE	NE	NE		NE	NE	NE	NE		NE		NE	NE	NE
Blood and lymphatic system disorders	Hypofibrinogenaemia	Male	265	53.5	0	0.0	269	54.0	1	0.4		*	Quasi-complete separation of data points detected.				*	ERROR: The mean parameter is either invalid or at a limit of its range for some observations.			0.00		Algorithm converged.	0.00	NE	0.9999	0.0968	>999.99		Algorithm converged.	0.00	NE
Blood and lymphatic system disorders	Hypofibrinogenaemia	Female	230	46.5	1	0.4	229	46.0	0	0.0		*	Quasi-complete separation of data points detected.				*	WARNING: Negative of Hessian not positive definite.			NE		Algorithm converged.	NE	NE	NE		NE		Algorithm converged.	NE	NE
Blood and lymphatic system disorders	Increased tendency to bruise	Male	265	53.5	1	0.4	269	54.0	0	0.0		*	Quasi-complete separation of data points detected.				*	WARNING: Negative of Hessian not positive definite.			NE		Algorithm converged.	NE	NE	NE	0.0945	NE		Algorithm converged.	NE	NE
Blood and lymphatic system disorders	Increased tendency to bruise	Female	230	46.5	0	0.0	229	46.0	1	0.4		*	Quasi-complete separation of data points detected.				*	WARNING: Negative of Hessian not positive definite.			0.00		Algorithm converged.	0.00	NE	0.9999		>999.99		Algorithm converged.	0.00	NE
Blood and lymphatic system disorders	Iron deficiency anaemia	Male	265	53.5	0	0.0	269	54.0	1	0.4		*	Quasi-complete separation of data points detected.				*	ERROR: The mean parameter is either invalid or at a limit of its range for some observations.			0.00		Algorithm converged.	0.00	NE	0.9999	1.0000	>999.99		Algorithm converged.	0.00	NE
Blood and lymphatic system disorders	Iron deficiency anaemia	Female	230	46.5	0	0.0	229	46.0	1	0.4		*	Quasi-complete separation of data points detected.				*	WARNING: Negative of Hessian not positive definite.			0.00		Algorithm converged.	0.00	NE	0.9999		>999.99		Algorithm converged.	0.00	NE
Blood and lymphatic system disorders	Leukocytosis	Male	265	53.5	1	0.4	269	54.0	3	1.1	0.34		Convergence criterion (GCONV=1E-8) satisfied.	0.03	3.25	-0.007		Algorithm converged.	-0.022	0.007	0.34		Algorithm converged.	0.04	3.23	0.3467	0.4735	2.96		Algorithm converged.	0.31	28.23
Blood and lymphatic system disorders	Leukocytosis	Female	230	46.5	0	0.0	229	46.0	1	0.4		*	Quasi-complete separation of data points detected.				*	WARNING: Negative of Hessian not positive definite.			0.00		Algorithm converged.	0.00	NE	0.9999		>999.99		Algorithm converged.	0.00	NE
Blood and lymphatic system disorders	Leukopenia	Male	265	53.5	22	8.3	269	54.0	30	11.2	0.72		Convergence criterion (GCONV=1E-8) satisfied.	0.40	1.29	-0.029		Algorithm converged.	-0.079	0.022	0.74		Algorithm converged.	0.44	1.26	0.2690	0.2736	1.34		Algorithm converged.	0.80	2.27
Blood and lymphatic system disorders	Leukopenia	Female	230	46.5	22	9.6	229	46.0	19	8.3	1.17		Convergence criterion (GCONV=1E-8) satisfied.	0.61	2.22	0.013		Algorithm converged.	-0.039	0.065	1.15		Algorithm converged.	0.64	2.07	0.6342		0.87		Algorithm converged.	0.48	1.56
Blood and lymphatic system disorders	Lymph node pain	Male	265	53.5	1	0.4	269	54.0	0	0.0		*	Quasi-complete separation of data points detected.				*	WARNING: Negative of Hessian not positive definite.			NE		Algorithm converged.	NE	NE	NE	0.0497	NE		Algorithm converged.	NE	NE
Blood and lymphatic system disorders	Lymph node pain	Female	230	46.5	0	0.0	229	46.0	2	0.9		*	Quasi-complete separation of data points detected.				*	WARNING: Negative of Hessian not positive definite.			0.00		Algorithm converged.	0.00	NE	0.9999		>999.99		Algorithm converged.	0.00	NE
Blood and lymphatic system disorders	Lymphadenopathy	Male	265	53.5	3	1.1	269	54.0	0	0.0		*	Quasi-complete separation of data points detected.				*	WARNING: Negative of Hessian not positive definite.			NE		Algorithm converged.	NE	NE	NE	0.0332	NE		Algorithm converged.	NE	NE
Blood and lymphatic system disorders	Lymphadenopathy	Female	230	46.5	0	0.0	229	46.0	1	0.4		*	Quasi-complete separation of data points detected.				*	WARNING: Negative of Hessian not positive definite.			0.00		Algorithm converged.	0.00	NE	0.9999		>999.99		Algorithm converged.	0.00	NE
Blood and lymphatic system disorders	Lymphopenia	Male	265	53.5	7	2.6	269	54.0	11	4.1	0.64		Convergence criterion (GCONV=1E-8) satisfied.	0.24	1.67	-0.014		Algorithm converged.	-0.045	0.016	0.65		Algorithm converged.	0.25	1.64	0.3583	0.5816	1.55		Algorithm converged.	0.61	3.93
Blood and lymphatic system disorders	Lymphopenia	Female	230	46.5	5	2.2	229	46.0	5	2.2	1.00		Convergence criterion (GCONV=1E-8) satisfied.	0.28	3.49	0.000		Algorithm converged.	-0.027	0.027	1.00		Algorithm converged.	0.29	3.39	0.9944		1.00		Algorithm converged.	0.29	3.42
Blood and lymphatic system disorders	Myelosuppression	Male	265	53.5	2	0.8	269	54.0	1	0.4	2.04		Convergence criterion (GCONV=1E-8) satisfied.	0.18	22.61	0.004		Algorithm converged.	-0.009	0.017	2.03		Algorithm converged.	0.19	22.26	0.5622	0.2790	0.49		Algorithm converged.	0.04	5.40
Blood and lymphatic system disorders	Myelosuppression	Female	230	46.5	2	0.9	229	46.0	0	0.0		*	Quasi-complete separation of data points detected.				*	WARNING: Negative of Hessian not positive definite.			NE		Algorithm converged.	NE	NE	NE		NE		Algorithm converged.	NE	NE
Blood and lymphatic system disorders	Neutropenia	Male	265	53.5	69	26.0	269	54.0	80	29.7	0.83		Convergence criterion (GCONV=1E-8) satisfied.	0.57	1.21	-0.037		Algorithm converged.	-0.113	0.039	0.88		Algorithm converged.	0.67	1.15	0.3411	0.5604	1.14		Algorithm converged.	0.87	1.50
Blood and lymphatic system disorders	Neutropenia	Female	230	46.5	71	30.9	229	46.0	72	31.4	0.97		Convergence criterion (GCONV=1E-8) satisfied.	0.66	1.45	-0.006		Algorithm converged.	-0.090	0.079	0.98		Algorithm converged.	0.75	1.29	0.8948		1.02		Algorithm converged.	0.78	1.34
Blood and lymphatic system disorders	Neutrophilia	Male	265	53.5	1	0.4	269	54.0	2	0.7	0.51		Convergence criterion (GCONV=1E-8) satisfied.	0.05	5.61	-0.004		Algorithm converged.	-0.016	0.009	0.51		Algorithm converged.	0.05	5.56	0.5788	0.4060	1.97		Algorithm converged.	0.18	21.60
Blood and lymphatic system disorders	Neutrophilia	Female	230	46.5	0	0.0	229	46.0	1	0.4		*	Quasi-complete separation of data points detected.				*	WARNING: Negative of Hessian not positive definite.			0.00		Algorithm converged.	0.00	NE	0.9999		>999.99		Algorithm converged.	0.00	NE
Blood and lymphatic system disorders	Pancytopenia	Male	265	53.5	1	0.4	269	54.0	0	0.0		*	Quasi-complete separation of data points detected.				*	WARNING: Negative of Hessian not positive definite.			NE		Algorithm converged.	NE	NE	NE	NE	NE		Algorithm converged.	NE	NE
Blood and lymphatic system disorders	Pancytopenia	Female	230	46.5	0	0.0	229	46.0	0	0.0	NE			NE	NE	NE		NE	NE	NE	NE		NE	NE	NE	NE		NE		NE	NE	NE
Blood and lymphatic system disorders	Splenic infarction	Male	265	53.5	0	0.0	269	54.0	0	0.0	NE			NE	NE	NE		NE	NE	NE	NE		NE	NE	NE	NE	NE	NE		NE	NE	NE
Blood and lymphatic system disorders	Splenic infarction	Female	230	46.5	1	0.4	229	46.0	0	0.0		*	Quasi-complete separation of data points detected.				*	WARNING: Negative of Hessian not positive definite.			NE		Algorithm converged.	NE	NE	NE		NE		Algorithm converged.	NE	NE
Blood and lymphatic system disorders	Thrombocytopenia	Male	265	53.5	26	9.8	269	54.0	25	9.3	1.06		Convergence criterion (GCONV=1E-8) satisfied.	0.60	1.89	0.005		Algorithm converged.	-0.045	0.055	1.06		Algorithm converged.	0.63	1.78	0.8388	0.6983	0.95		Algorithm converged.	0.56	1.60
Blood and lymphatic system disorders	Thrombocytopenia	Female	230	46.5	20	8.7	229	46.0	22	9.6	0.90		Convergence criterion (GCONV=1E-8) satisfied.	0.47	1.69	-0.009		Algorithm converged.	-0.062	0.044	0.91		Algorithm converged.	0.51	1.61	0.7351		1.10		Algorithm converged.	0.62	1.97
Cardiac disorders		Male	265	53.5	19	7.2	269	54.0	33	12.3	0.55		Convergence criterion (GCONV=1E-8) satisfied.	0.31	1.00	-0.051		Algorithm converged.	-0.101	-0.001	0.58		Algorithm converged.	0.34	1.00	0.0505	0.5860	1.71		Algorithm converged.	1.00	2.93
Cardiac disorders		Female	230	46.5	21	9.1	229	46.0	29	12.7	0.69		Convergence criterion (GCONV=1E-8) satisfied.	0.38	1.26	-0.035		Algorithm converged.	-0.092	0.022	0.72		Algorithm converged.	0.42	1.23	0.2272		1.39		Algorithm converged.	0.82	2.36
Cardiac disorders	Acute myocardial infarction	Male	265	53.5	0	0.0	269	54.0	0	0.0	NE			NE	NE	NE		NE	NE	NE	NE		NE	NE	NE	NE	NE	NE		NE	NE	NE
Cardiac disorders	Acute myocardial infarction	Female	230	46.5	1	0.4	229	46.0	0	0.0		*	Quasi-complete separation of data points detected.				*	WARNING: Negative of Hessian not positive definite.			NE		Algorithm converged.	NE	NE	NE		NE		Algorithm converged.	NE	NE
Cardiac disorders	Angina pectoris	Male	265	53.5	1	0.4	269	54.0	0	0.0		*	Quasi-complete separation of data points detected.				*	WARNING: Negative of Hessian not positive definite.			NE		Algorithm converged.	NE	NE	NE	0.3029	NE		Algorithm converged.	NE	NE
Cardiac disorders	Angina pectoris	Female	230	46.5	1	0.4	229	46.0	1	0.4	1.00		Convergence criterion (GCONV=1E-8) satisfied.	0.06	16.01	0.000		Algorithm converged.	-0.012	0.012	1.00		Algorithm converged.	0.06	15.82	0.9975		1.00		Algorithm converged.	0.06	15.96
Cardiac disorders	Arrhythmia	Male	265	53.5	0	0.0	269	54.0	1	0.4		*	Quasi-complete separation of data points detected.				*	ERROR: The mean parameter is either invalid or at a limit of its range for some observations.			0.00		Algorithm converged.	0.00	NE	0.9999	1.0000	>999.99		Algorithm converged.	0.00	NE
Cardiac disorders	Arrhythmia	Female	230	46.5	0	0.0	229	46.0	1	0.4		*	Quasi-complete separation of data points detected.				*	WARNING: Negative of Hessian not positive definite.			0.00		Algorithm converged.	0.00	NE	0.9999		>999.99		Algorithm converged.	0.00	NE
Cardiac disorders	Atrial fibrillation	Male	265	53.5	4	1.5	269	54.0	4	1.5	1.02		Convergence criterion (GCONV=1E-8) satisfied.	0.25	4.10	0.000		Algorithm converged.	-0.020	0.021	1.02		Algorithm converged.	0.26	4.02	0.9830	0.1775	0.99		Algorithm converged.	0.25	3.90
Cardiac disorders	Atrial fibrillation	Female	230	46.5	1	0.4	229	46.0	5	2.2	0.20		Convergence criterion (GCONV=1E-8) satisfied.	0.02	1.69	-0.017		Algorithm converged.	-0.038	0.003	0.20		Algorithm converged.	0.02	1.69	0.1393		5.02		Algorithm converged.	0.59	42.65
Cardiac disorders	Atrial flutter	Male	265	53.5	1	0.4	269	54.0	1	0.4	1.02		Convergence criterion (GCONV=1E-8) satisfied.	0.06	16.31	0.000		Algorithm converged.	-0.010	0.010	1.02		Algorithm converged.	0.06	16.14	0.9915	1.0000	0.99		Algorithm converged.	0.06	15.67
Cardiac disorders	Atrial flutter	Female	230	46.5	0	0.0	229	46.0	0	0.0	NE			NE	NE	NE		NE	NE	NE	NE		NE	NE	NE	NE		NE		NE	NE	NE
Cardiac disorders	Atrioventricular block	Male	265	53.5	0	0.0	269	54.0	0	0.0	NE			NE	NE	NE		NE	NE	NE	NE		NE	NE	NE	NE	NE	NE		NE	NE	NE
Cardiac disorders	Atrioventricular block	Female	230	46.5	0	0.0	229	46.0	1	0.4		*	Quasi-complete separation of data points detected.				*	WARNING: Negative of Hessian not positive definite.			0.00		Algorithm converged.	0.00	NE	0.9999		>999.99		Algorithm converged.	0.00	NE
Cardiac disorders	Atrioventricular block complete	Male	265	53.5	0	0.0	269	54.0	1	0.4		*	Quasi-complete separation of data points detected.				*	ERROR: The mean parameter is either invalid or at a limit of its range for some observations.			0.00		Algorithm converged.	0.00	NE	0.9999	NE	>999.99		Algorithm converged.	0.00	NE
Cardiac disorders	Atrioventricular block complete	Female	230	46.5	0	0.0	229	46.0	0	0.0	NE			NE	NE	NE		NE	NE	NE	NE		NE	NE	NE	NE		NE		NE	NE	NE
Cardiac disorders	Atrioventricular block first degree	Male	265	53.5	1	0.4	269	54.0	0	0.0		*	Quasi-complete separation of data points detected.				*	WARNING: Negative of Hessian not positive definite.			NE		Algorithm converged.	NE	NE	NE	1.0000	NE		Algorithm converged.	NE	NE
Cardiac disorders	Atrioventricular block first degree	Female	230	46.5	1	0.4	229	46.0	0	0.0		*	Quasi-complete separation of data points detected.				*	WARNING: Negative of Hessian not positive definite.			NE		Algorithm converged.	NE	NE	NE		NE		Algorithm converged.	NE	NE
Cardiac disorders	Bradycardia	Male	265	53.5	1	0.4	269	54.0	4	1.5	0.25		Convergence criterion (GCONV=1E-8) satisfied.	0.03	2.26	-0.011		Algorithm converged.	-0.027	0.005	0.25		Algorithm converged.	0.03	2.26	0.2186	0.1058	3.94		Algorithm converged.	0.44	35.02
Cardiac disorders	Bradycardia	Female	230	46.5	1	0.4	229	46.0	0	0.0		*	Quasi-complete separation of data points detected.				*	WARNING: Negative of Hessian not positive definite.			NE		Algorithm converged.	NE	NE	NE		NE		Algorithm converged.	NE	NE
Cardiac disorders	Cardiac disorder	Male	265	53.5	0	0.0	269	54.0	0	0.0	NE			NE	NE	NE		NE	NE	NE	NE		NE	NE	NE	NE	NE	NE		NE	NE	NE
Cardiac disorders	Cardiac disorder	Female	230	46.5	0	0.0	229	46.0	1	0.4		*	Quasi-complete separation of data points detected.				*	WARNING: Negative of Hessian not positive definite.			0.00		Algorithm converged.	0.00	NE	0.9999		>999.99		Algorithm converged.	0.00	NE
Cardiac disorders	Cardiac dysfunction	Male	265	53.5	0	0.0	269	54.0	0	0.0	NE			NE	NE	NE		NE	NE	NE	NE		NE	NE	NE	NE	NE	NE		NE	NE	NE
Cardiac disorders	Cardiac dysfunction	Female	230	46.5	1	0.4	229	46.0	0	0.0		*	Quasi-complete separation of data points detected.				*	WARNING: Negative of Hessian not positive definite.			NE		Algorithm converged.	NE	NE	NE		NE		Algorithm converged.	NE	NE
Cardiac disorders	Cardiac failure	Male	265	53.5	2	0.8	269	54.0	2	0.7	1.02		Convergence criterion (GCONV=1E-8) satisfied.	0.14	7.26	0.000		Algorithm converged.	-0.015	0.015	1.02		Algorithm converged.	0.14	7.15	0.9880	1.0000	0.99		Algorithm converged.	0.14	6.94
Cardiac disorders	Cardiac failure	Female	230	46.5	0	0.0	229	46.0	0	0.0	NE			NE	NE	NE		NE	NE	NE	NE		NE	NE	NE	NE		NE		NE	NE	NE
Cardiac disorders	Cardiac failure congestive	Male	265	53.5	1	0.4	269	54.0	2	0.7	0.51		Convergence criterion (GCONV=1E-8) satisfied.	0.05	5.61	-0.004		Algorithm converged.	-0.016	0.009	0.51		Algorithm converged.	0.05	5.56	0.5788	1.0000	1.97		Algorithm converged.	0.18	21.60
Cardiac disorders	Cardiac failure congestive	Female	230	46.5	0	0.0	229	46.0	0	0.0	NE			NE	NE	NE		NE	NE	NE	NE		NE	NE	NE	NE		NE		NE	NE	NE
Cardiac disorders	Cardiomyopathy	Male	265	53.5	0	0.0	269	54.0	2	0.7		*	Quasi-complete separation of data points detected.				*	ERROR: The mean parameter is either invalid or at a limit of its range for some observations.			0.00		Algorithm converged.	0.00	NE	0.9999	0.0512	>999.99		Algorithm converged.	0.00	NE
Cardiac disorders	Cardiomyopathy	Female	230	46.5	1	0.4	229	46.0	0	0.0		*	Quasi-complete separation of data points detected.				*	WARNING: Negative of Hessian not positive definite.			NE		Algorithm converged.	NE	NE	NE		NE		Algorithm converged.	NE	NE
Cardiac disorders	Cardiopulmonary failure	Male	265	53.5	1	0.4	269	54.0	0	0.0		*	Quasi-complete separation of data points detected.				*	WARNING: Negative of Hessian not positive definite.			NE		Algorithm converged.	NE	NE	NE	NE	NE		Algorithm converged.	NE	NE
Cardiac disorders	Cardiopulmonary failure	Female	230	46.5	0	0.0	229	46.0	0	0.0	NE			NE	NE	NE		NE	NE	NE	NE		NE	NE	NE	NE		NE		NE	NE	NE
Cardiac disorders	Diastolic dysfunction	Male	265	53.5	0	0.0	269	54.0	0	0.0	NE			NE	NE	NE		NE	NE	NE	NE		NE	NE	NE	NE	NE	NE		NE	NE	NE
Cardiac disorders	Diastolic dysfunction	Female	230	46.5	0	0.0	229	46.0	1	0.4		*	Quasi-complete separation of data points detected.				*	WARNING: Negative of Hessian not positive definite.			0.00		Algorithm converged.	0.00	NE	0.9999		>999.99		Algorithm converged.	0.00	NE
Cardiac disorders	Left ventricular dysfunction	Male	265	53.5	1	0.4	269	54.0	0	0.0		*	Quasi-complete separation of data points detected.				*	WARNING: Negative of Hessian not positive definite.			NE		Algorithm converged.	NE	NE	NE	0.1327	NE		Algorithm converged.	NE	NE
Cardiac disorders	Left ventricular dysfunction	Female	230	46.5	1	0.4	229	46.0	3	1.3	0.33		Convergence criterion (GCONV=1E-8) satisfied.	0.03	3.19	-0.009		Algorithm converged.	-0.026	0.008	0.33		Algorithm converged.	0.03	3.17	0.3379		3.01		Algorithm converged.	0.32	28.75
Cardiac disorders	Myocardial infarction	Male	265	53.5	0	0.0	269	54.0	0	0.0	NE			NE	NE	NE		NE	NE	NE	NE		NE	NE	NE	NE	NE	NE		NE	NE	NE
Cardiac disorders	Myocardial infarction	Female	230	46.5	1	0.4	229	46.0	0	0.0		*	Quasi-complete separation of data points detected.				*	WARNING: Negative of Hessian not positive definite.			NE		Algorithm converged.	NE	NE	NE		NE		Algorithm converged.	NE	NE
Cardiac disorders	Palpitations	Male	265	53.5	0	0.0	269	54.0	7	2.6		*	Quasi-complete separation of data points detected.				*	ERROR: The mean parameter is either invalid or at a limit of its range for some observations.			0.00		Algorithm converged.	0.00	NE	0.9999	0.0274	>999.99		Algorithm converged.	0.00	NE
Cardiac disorders	Palpitations	Female	230	46.5	2	0.9	229	46.0	2	0.9	1.00		Convergence criterion (GCONV=1E-8) satisfied.	0.14	7.13	0.000		Algorithm converged.	-0.017	0.017	1.00		Algorithm converged.	0.14	7.01	0.9965		1.00		Algorithm converged.	0.14	7.07
Cardiac disorders	Pericardial effusion	Male	265	53.5	0	0.0	269	54.0	2	0.7		*	Quasi-complete separation of data points detected.				*	ERROR: The mean parameter is either invalid or at a limit of its range for some observations.			0.00		Algorithm converged.	0.00	NE	0.9999	1.0000	>999.99		Algorithm converged.	0.00	NE
Cardiac disorders	Pericardial effusion	Female	230	46.5	0	0.0	229	46.0	1	0.4		*	Quasi-complete separation of data points detected.				*	WARNING: Negative of Hessian not positive definite.			0.00		Algorithm converged.	0.00	NE	0.9999		>999.99		Algorithm converged.	0.00	NE
Cardiac disorders	Pericarditis	Male	265	53.5	1	0.4	269	54.0	0	0.0		*	Quasi-complete separation of data points detected.				*	WARNING: Negative of Hessian not positive definite.			NE		Algorithm converged.	NE	NE	NE	NE	NE		Algorithm converged.	NE	NE
Cardiac disorders	Pericarditis	Female	230	46.5	0	0.0	229	46.0	0	0.0	NE			NE	NE	NE		NE	NE	NE	NE		NE	NE	NE	NE		NE		NE	NE	NE
Cardiac disorders	Sinus bradycardia	Male	265	53.5	0	0.0	269	54.0	0	0.0	NE			NE	NE	NE		NE	NE	NE	NE		NE	NE	NE	NE	NE	NE		NE	NE	NE
Cardiac disorders	Sinus bradycardia	Female	230	46.5	0	0.0	229	46.0	2	0.9		*	Quasi-complete separation of data points detected.				*	WARNING: Negative of Hessian not positive definite.			0.00		Algorithm converged.	0.00	NE	0.9999		>999.99		Algorithm converged.	0.00	NE
Cardiac disorders	Sinus tachycardia	Male	265	53.5	1	0.4	269	54.0	2	0.7	0.51		Convergence criterion (GCONV=1E-8) satisfied.	0.05	5.61	-0.004		Algorithm converged.	-0.016	0.009	0.51		Algorithm converged.	0.05	5.56	0.5788	0.3456	1.97		Algorithm converged.	0.18	21.60
Cardiac disorders	Sinus tachycardia	Female	230	46.5	4	1.7	229	46.0	2	0.9	2.01		Convergence criterion (GCONV=1E-8) satisfied.	0.36	11.08	0.009		Algorithm converged.	-0.012	0.029	1.99		Algorithm converged.	0.37	10.76	0.4237		0.50		Algorithm converged.	0.09	2.71
Cardiac disorders	Supraventricular extrasystoles	Male	265	53.5	0	0.0	269	54.0	2	0.7		*	Quasi-complete separation of data points detected.				*	ERROR: The mean parameter is either invalid or at a limit of its range for some observations.			0.00		Algorithm converged.	0.00	NE	0.9999	0.0096	>999.99		Algorithm converged.	0.00	NE
Cardiac disorders	Supraventricular extrasystoles	Female	230	46.5	3	1.3	229	46.0	0	0.0		*	Quasi-complete separation of data points detected.				*	WARNING: Negative of Hessian not positive definite.			NE		Algorithm converged.	NE	NE	NE		NE		Algorithm converged.	NE	NE
Cardiac disorders	Supraventricular tachycardia	Male	265	53.5	0	0.0	269	54.0	1	0.4		*	Quasi-complete separation of data points detected.				*	ERROR: The mean parameter is either invalid or at a limit of its range for some observations.			0.00		Algorithm converged.	0.00	NE	0.9999	0.0968	>999.99		Algorithm converged.	0.00	NE
Cardiac disorders	Supraventricular tachycardia	Female	230	46.5	1	0.4	229	46.0	0	0.0		*	Quasi-complete separation of data points detected.				*	WARNING: Negative of Hessian not positive definite.			NE		Algorithm converged.	NE	NE	NE		NE		Algorithm converged.	NE	NE
Cardiac disorders	Tachycardia	Male	265	53.5	6	2.3	269	54.0	5	1.9	1.22		Convergence criterion (GCONV=1E-8) satisfied.	0.37	4.06	0.004		Algorithm converged.	-0.020	0.028	1.22		Algorithm converged.	0.38	3.94	0.7420	0.4414	0.82		Algorithm converged.	0.25	2.66
Cardiac disorders	Tachycardia	Female	230	46.5	6	2.6	229	46.0	9	3.9	0.65		Convergence criterion (GCONV=1E-8) satisfied.	0.23	1.87	-0.013		Algorithm converged.	-0.046	0.019	0.66		Algorithm converged.	0.24	1.83	0.4295		1.51		Algorithm converged.	0.55	4.16
Cardiac disorders	Ventricular arrhythmia	Male	265	53.5	0	0.0	269	54.0	1	0.4		*	Quasi-complete separation of data points detected.				*	ERROR: The mean parameter is either invalid or at a limit of its range for some observations.			0.00		Algorithm converged.	0.00	NE	0.9999	NE	>999.99		Algorithm converged.	0.00	NE
Cardiac disorders	Ventricular arrhythmia	Female	230	46.5	0	0.0	229	46.0	0	0.0	NE			NE	NE	NE		NE	NE	NE	NE		NE	NE	NE	NE		NE		NE	NE	NE
Cardiac disorders	Ventricular extrasystoles	Male	265	53.5	1	0.4	269	54.0	1	0.4	1.02		Convergence criterion (GCONV=1E-8) satisfied.	0.06	16.31	0.000		Algorithm converged.	-0.010	0.010	1.02		Algorithm converged.	0.06	16.14	0.9915	0.3029	0.99		Algorithm converged.	0.06	15.67
Cardiac disorders	Ventricular extrasystoles	Female	230	46.5	0	0.0	229	46.0	1	0.4		*	Quasi-complete separation of data points detected.				*	WARNING: Negative of Hessian not positive definite.			0.00		Algorithm converged.	0.00	NE	0.9999		>999.99		Algorithm converged.	0.00	NE
Congenital, familial and genetic disorders		Male	265	53.5	2	0.8	269	54.0	1	0.4	2.04		Convergence criterion (GCONV=1E-8) satisfied.	0.18	22.61	0.004		Algorithm converged.	-0.009	0.017	2.03		Algorithm converged.	0.19	22.26	0.5622	0.4127	0.49		Algorithm converged.	0.04	5.40
Congenital, familial and genetic disorders		Female	230	46.5	1	0.4	229	46.0	0	0.0		*	Quasi-complete separation of data points detected.				*	WARNING: Negative of Hessian not positive definite.			NE		Algorithm converged.	NE	NE	NE		NE		Algorithm converged.	NE	NE
Congenital, familial and genetic disorders	Aplasia	Male	265	53.5	1	0.4	269	54.0	0	0.0		*	Quasi-complete separation of data points detected.				*	WARNING: Negative of Hessian not positive definite.			NE		Algorithm converged.	NE	NE	NE	NE	NE		Algorithm converged.	NE	NE
Congenital, familial and genetic disorders	Aplasia	Female	230	46.5	0	0.0	229	46.0	0	0.0	NE			NE	NE	NE		NE	NE	NE	NE		NE	NE	NE	NE		NE		NE	NE	NE
Congenital, familial and genetic disorders	Dacryocystocoele	Male	265	53.5	0	0.0	269	54.0	1	0.4		*	Quasi-complete separation of data points detected.				*	ERROR: The mean parameter is either invalid or at a limit of its range for some observations.			0.00		Algorithm converged.	0.00	NE	0.9999	NE	>999.99		Algorithm converged.	0.00	NE
Congenital, familial and genetic disorders	Dacryocystocoele	Female	230	46.5	0	0.0	229	46.0	0	0.0	NE			NE	NE	NE		NE	NE	NE	NE		NE	NE	NE	NE		NE		NE	NE	NE
Congenital, familial and genetic disorders	Disseminated superficial actinic porokeratosis	Male	265	53.5	0	0.0	269	54.0	0	0.0	NE			NE	NE	NE		NE	NE	NE	NE		NE	NE	NE	NE	NE	NE		NE	NE	NE
Congenital, familial and genetic disorders	Disseminated superficial actinic porokeratosis	Female	230	46.5	1	0.4	229	46.0	0	0.0		*	Quasi-complete separation of data points detected.				*	WARNING: Negative of Hessian not positive definite.			NE		Algorithm converged.	NE	NE	NE		NE		Algorithm converged.	NE	NE

Congenital, familial and genetic disorders	Pyloric stenosis	Male	265	53.5	1	0.4	269	54.0	0	0.0		*	Quasi-complete separation of data points detected.				*	WARNING: Negative of Hessian not positive definite.			NE		Algorithm converged.	NE	NE	NE	NE	NE		Algorithm converged.	NE	NE
Congenital, familial and genetic disorders	Pyloric stenosis	Female	230	46.5	0	0.0	229	46.0	0	0.0	NE			NE	NE	NE		NE	NE	NE	NE		NE	NE	NE	NE		NE		NE	NE	NE
Ear and labyrinth disorders		Male	265	53.5	16	6.0	269	54.0	6	2.2	2.82		Convergence criterion (GCONV=1E-8) satisfied.	1.08	7.31	0.038		Algorithm converged.	0.004	0.072	2.71		Algorithm converged.	1.08	6.81	0.0344	0.0459	0.37		Algorithm converged.	0.15	0.93
Ear and labyrinth disorders		Female	230	46.5	15	6.5	229	46.0	17	7.4	0.87		Convergence criterion (GCONV=1E-8) satisfied.	0.42	1.79	-0.009		Algorithm converged.	-0.056	0.038	0.88		Algorithm converged.	0.45	1.72	0.7047		1.14		Algorithm converged.	0.58	2.22
Ear and labyrinth disorders	Deafness	Male	265	53.5	1	0.4	269	54.0	0	0.0		*	Quasi-complete separation of data points detected.				*	WARNING: Negative of Hessian not positive definite.			NE		Algorithm converged.	NE	NE	NE	0.0497	NE		Algorithm converged.	NE	NE
Ear and labyrinth disorders	Deafness	Female	230	46.5	0	0.0	229	46.0	2	0.9		*	Quasi-complete separation of data points detected.				*	WARNING: Negative of Hessian not positive definite.			0.00		Algorithm converged.	0.00	NE	0.9999		>999.99		Algorithm converged.	0.00	NE
Ear and labyrinth disorders	Deafness unilateral	Male	265	53.5	0	0.0	269	54.0	0	0.0	NE			NE	NE	NE		NE	NE	NE	NE		NE	NE	NE	NE	NE	NE		NE	NE	NE
Ear and labyrinth disorders	Deafness unilateral	Female	230	46.5	0	0.0	229	46.0	1	0.4		*	Quasi-complete separation of data points detected.				*	WARNING: Negative of Hessian not positive definite.			0.00		Algorithm converged.	0.00	NE	0.9999		>999.99		Algorithm converged.	0.00	NE
Ear and labyrinth disorders	Ear congestion	Male	265	53.5	1	0.4	269	54.0	0	0.0		*	Quasi-complete separation of data points detected.				*	WARNING: Negative of Hessian not positive definite.			NE		Algorithm converged.	NE	NE	NE	NE	NE		Algorithm converged.	NE	NE
Ear and labyrinth disorders	Ear congestion	Female	230	46.5	0	0.0	229	46.0	0	0.0	NE			NE	NE	NE		NE	NE	NE	NE		NE	NE	NE	NE		NE		NE	NE	NE
Ear and labyrinth disorders	Ear discomfort	Male	265	53.5	0	0.0	269	54.0	0	0.0	NE			NE	NE	NE		NE	NE	NE	NE		NE	NE	NE	NE	NE	NE		NE	NE	NE
Ear and labyrinth disorders	Ear discomfort	Female	230	46.5	1	0.4	229	46.0	0	0.0		*	Quasi-complete separation of data points detected.				*	WARNING: Negative of Hessian not positive definite.			NE		Algorithm converged.	NE	NE	NE		NE		Algorithm converged.	NE	NE
Ear and labyrinth disorders	Ear disorder	Male	265	53.5	1	0.4	269	54.0	0	0.0		*	Quasi-complete separation of data points detected.				*	WARNING: Negative of Hessian not positive definite.			NE		Algorithm converged.	NE	NE	NE	NE	NE		Algorithm converged.	NE	NE
Ear and labyrinth disorders	Ear disorder	Female	230	46.5	0	0.0	229	46.0	0	0.0	NE			NE	NE	NE		NE	NE	NE	NE		NE	NE	NE	NE		NE		NE	NE	NE
Ear and labyrinth disorders	Ear pain	Male	265	53.5	4	1.5	269	54.0	2	0.7	2.05		Convergence criterion (GCONV=1E-8) satisfied.	0.37	11.27	0.008		Algorithm converged.	-0.010	0.026	2.03		Algorithm converged.	0.38	10.99	0.4112	0.1819	0.49		Algorithm converged.	0.09	2.67
Ear and labyrinth disorders	Ear pain	Female	230	46.5	1	0.4	229	46.0	3	1.3	0.33		Convergence criterion (GCONV=1E-8) satisfied.	0.03	3.19	-0.009		Algorithm converged.	-0.026	0.008	0.33		Algorithm converged.	0.03	3.17	0.3379		3.01		Algorithm converged.	0.32	28.75
Ear and labyrinth disorders	Ear pruritus	Male	265	53.5	0	0.0	269	54.0	0	0.0	NE			NE	NE	NE		NE	NE	NE	NE		NE	NE	NE	NE	1.0000	NE		NE	NE	NE
Ear and labyrinth disorders	Ear pruritus	Female	230	46.5	1	0.4	229	46.0	3	1.3	0.33		Convergence criterion (GCONV=1E-8) satisfied.	0.03	3.19	-0.009		Algorithm converged.	-0.026	0.008	0.33		Algorithm converged.	0.03	3.17	0.3379		3.01		Algorithm converged.	0.32	28.75
Ear and labyrinth disorders	Hypoacusis	Male	265	53.5	2	0.8	269	54.0	0	0.0		*	Quasi-complete separation of data points detected.				*	WARNING: Negative of Hessian not positive definite.			NE		Algorithm converged.	NE	NE	NE	0.0857	NE		Algorithm converged.	NE	NE
Ear and labyrinth disorders	Hypoacusis	Female	230	46.5	1	0.4	229	46.0	2	0.9	0.50		Convergence criterion (GCONV=1E-8) satisfied.	0.04	5.50	-0.004		Algorithm converged.	-0.019	0.010	0.50		Algorithm converged.	0.05	5.45	0.5679		2.01		Algorithm converged.	0.18	22.00
Ear and labyrinth disorders	Meniere's disease	Male	265	53.5	0	0.0	269	54.0	1	0.4		*	Quasi-complete separation of data points detected.				*	ERROR: The mean parameter is either invalid or at a limit of its range for some observations.			0.00		Algorithm converged.	0.00	NE	0.9999	NE	>999.99		Algorithm converged.	0.00	NE
Ear and labyrinth disorders	Meniere's disease	Female	230	46.5	0	0.0	229	46.0	0	0.0	NE			NE	NE	NE		NE	NE	NE	NE		NE	NE	NE	NE		NE		NE	NE	NE
Ear and labyrinth disorders	Mixed deafness	Male	265	53.5	0	0.0	269	54.0	1	0.4		*	Quasi-complete separation of data points detected.				*	ERROR: The mean parameter is either invalid or at a limit of its range for some observations.			0.00		Algorithm converged.	0.00	NE	0.9999	NE	>999.99		Algorithm converged.	0.00	NE
Ear and labyrinth disorders	Mixed deafness	Female	230	46.5	0	0.0	229	46.0	0	0.0	NE			NE	NE	NE		NE	NE	NE	NE		NE	NE	NE	NE		NE		NE	NE	NE
Ear and labyrinth disorders	Paraesthesia ear	Male	265	53.5	0	0.0	269	54.0	0	0.0	NE			NE	NE	NE		NE	NE	NE	NE		NE	NE	NE	NE	NE	NE		NE	NE	NE
Ear and labyrinth disorders	Paraesthesia ear	Female	230	46.5	0	0.0	229	46.0	1	0.4		*	Quasi-complete separation of data points detected.				*	WARNING: Negative of Hessian not positive definite.			0.00		Algorithm converged.	0.00	NE	0.9999		>999.99		Algorithm converged.	0.00	NE
Ear and labyrinth disorders	Tinnitus	Male	265	53.5	7	2.6	269	54.0	2	0.7	3.62		Convergence criterion (GCONV=1E-8) satisfied.	0.75	17.59	0.019		Algorithm converged.	-0.003	0.041	3.55		Algorithm converged.	0.74	16.95	0.1117	0.3868	0.28		Algorithm converged.	0.06	1.34
Ear and labyrinth disorders	Tinnitus	Female	230	46.5	6	2.6	229	46.0	4	1.7	1.51		Convergence criterion (GCONV=1E-8) satisfied.	0.42	5.41	0.009		Algorithm converged.	-0.018	0.035	1.49		Algorithm converged.	0.43	5.22	0.5300		0.67		Algorithm converged.	0.19	2.34
Ear and labyrinth disorders	Tympanic membrane perforation	Male	265	53.5	0	0.0	269	54.0	0	0.0	NE			NE	NE	NE		NE	NE	NE	NE		NE	NE	NE	NE	NE	NE		NE	NE	NE
Ear and labyrinth disorders	Tympanic membrane perforation	Female	230	46.5	0	0.0	229	46.0	1	0.4		*	Quasi-complete separation of data points detected.				*	WARNING: Negative of Hessian not positive definite.			0.00		Algorithm converged.	0.00	NE	0.9999		>999.99		Algorithm converged.	0.00	NE
Ear and labyrinth disorders	Vertigo	Male	265	53.5	2	0.8	269	54.0	1	0.4	2.04		Convergence criterion (GCONV=1E-8) satisfied.	0.18	22.61	0.004		Algorithm converged.	-0.009	0.017	2.03		Algorithm converged.	0.19	22.26	0.5622	0.7941	0.49		Algorithm converged.	0.04	5.40
Ear and labyrinth disorders	Vertigo	Female	230	46.5	6	2.6	229	46.0	2	0.9	3.04		Convergence criterion (GCONV=1E-8) satisfied.	0.61	15.22	0.017		Algorithm converged.	-0.007	0.041	2.99		Algorithm converged.	0.61	14.64	0.1773		0.33		Algorithm converged.	0.07	1.64
Endocrine disorders		Male	265	53.5	1	0.4	269	54.0	3	1.1	0.34		Convergence criterion (GCONV=1E-8) satisfied.	0.03	3.25	-0.007		Algorithm converged.	-0.022	0.007	0.34		Algorithm converged.	0.04	3.23	0.3467	0.0920	2.96		Algorithm converged.	0.31	28.23
Endocrine disorders		Female	230	46.5	4	1.7	229	46.0	1	0.4	4.04		Convergence criterion (GCONV=1E-8) satisfied.	0.45	36.38	0.013		Algorithm converged.	-0.006	0.032	3.98		Algorithm converged.	0.45	35.36	0.2148		0.25		Algorithm converged.	0.03	2.23
Endocrine disorders	Adrenal insufficiency	Male	265	53.5	0	0.0	269	54.0	0	0.0	NE			NE	NE	NE		NE	NE	NE	NE		NE	NE	NE	NE	1.0000	NE		NE	NE	NE
Endocrine disorders	Adrenal insufficiency	Female	230	46.5	1	0.4	229	46.0	1	0.4	1.00		Convergence criterion (GCONV=1E-8) satisfied.	0.06	16.01	0.000		Algorithm converged.	-0.012	0.012	1.00		Algorithm converged.	0.06	15.82	0.9975		1.00		Algorithm converged.	0.06	15.96
Endocrine disorders	Diabetes insipidus	Male	265	53.5	0	0.0	269	54.0	1	0.4		*	Quasi-complete separation of data points detected.				*	ERROR: The mean parameter is either invalid or at a limit of its range for some observations.			0.00		Algorithm converged.	0.00	NE	0.9999	NE	>999.99		Algorithm converged.	0.00	NE
Endocrine disorders	Diabetes insipidus	Female	230	46.5	0	0.0	229	46.0	0	0.0	NE			NE	NE	NE		NE	NE	NE	NE		NE	NE	NE	NE		NE		NE	NE	NE
Endocrine disorders	Glucocorticoid deficiency	Male	265	53.5	0	0.0	269	54.0	1	0.4		*	Quasi-complete separation of data points detected.				*	ERROR: The mean parameter is either invalid or at a limit of its range for some observations.			0.00		Algorithm converged.	0.00	NE	0.9999	0.0968	>999.99		Algorithm converged.	0.00	NE
Endocrine disorders	Glucocorticoid deficiency	Female	230	46.5	1	0.4	229	46.0	0	0.0		*	Quasi-complete separation of data points detected.				*	WARNING: Negative of Hessian not positive definite.			NE		Algorithm converged.	NE	NE	NE		NE		Algorithm converged.	NE	NE
Endocrine disorders	Hyperthyroidism	Male	265	53.5	0	0.0	269	54.0	0	0.0	NE			NE	NE	NE		NE	NE	NE	NE		NE	NE	NE	NE	NE	NE		NE	NE	NE
Endocrine disorders	Hyperthyroidism	Female	230	46.5	1	0.4	229	46.0	0	0.0		*	Quasi-complete separation of data points detected.				*	WARNING: Negative of Hessian not positive definite.			NE		Algorithm converged.	NE	NE	NE		NE		Algorithm converged.	NE	NE
Endocrine disorders	Hypopituitarism	Male	265	53.5	0	0.0	269	54.0	1	0.4		*	Quasi-complete separation of data points detected.				*	ERROR: The mean parameter is either invalid or at a limit of its range for some observations.			0.00		Algorithm converged.	0.00	NE	0.9999	NE	>999.99		Algorithm converged.	0.00	NE
Endocrine disorders	Hypopituitarism	Female	230	46.5	0	0.0	229	46.0	0	0.0	NE			NE	NE	NE		NE	NE	NE	NE		NE	NE	NE	NE		NE		NE	NE	NE
Endocrine disorders	Hypothyroidism	Male	265	53.5	0	0.0	269	54.0	2	0.7		*	Quasi-complete separation of data points detected.				*	ERROR: The mean parameter is either invalid or at a limit of its range for some observations.			0.00		Algorithm converged.	0.00	NE	0.9999	0.0512	>999.99		Algorithm converged.	0.00	NE
Endocrine disorders	Hypothyroidism	Female	230	46.5	1	0.4	229	46.0	0	0.0		*	Quasi-complete separation of data points detected.				*	WARNING: Negative of Hessian not positive definite.			NE		Algorithm converged.	NE	NE	NE		NE		Algorithm converged.	NE	NE
Endocrine disorders	Steroid withdrawal syndrome	Male	265	53.5	1	0.4	269	54.0	0	0.0		*	Quasi-complete separation of data points detected.				*	WARNING: Negative of Hessian not positive definite.			NE		Algorithm converged.	NE	NE	NE	NE	NE		Algorithm converged.	NE	NE
Endocrine disorders	Steroid withdrawal syndrome	Female	230	46.5	0	0.0	229	46.0	0	0.0	NE			NE	NE	NE		NE	NE	NE	NE		NE	NE	NE	NE		NE		NE	NE	NE
Eye disorders		Male	265	53.5	27	10.2	269	54.0	27	10.0	1.02		Convergence criterion (GCONV=1E-8) satisfied.	0.58	1.78	0.002		Algorithm converged.	-0.050	0.053	1.02		Algorithm converged.	0.61	1.68	0.9537	0.2519	0.99		Algorithm converged.	0.59	1.63
Eye disorders		Female	230	46.5	34	14.8	229	46.0	22	9.6	1.63		Convergence criterion (GCONV=1E-8) satisfied.	0.92	2.89	0.052		Algorithm converged.	-0.008	0.111	1.54		Algorithm converged.	0.93	2.55	0.0938		0.65		Algorithm converged.	0.39	1.08
Eye disorders	Angle closure glaucoma	Male	265	53.5	0	0.0	269	54.0	0	0.0	NE			NE	NE	NE		NE	NE	NE	NE		NE	NE	NE	NE	NE	NE		NE	NE	NE
Eye disorders	Angle closure glaucoma	Female	230	46.5	1	0.4	229	46.0	0	0.0		*	Quasi-complete separation of data points detected.				*	WARNING: Negative of Hessian not positive definite.			NE		Algorithm converged.	NE	NE	NE		NE		Algorithm converged.	NE	NE
Eye disorders	Asthenopia	Male	265	53.5	0	0.0	269	54.0	1	0.4		*	Quasi-complete separation of data points detected.				*	ERROR: The mean parameter is either invalid or at a limit of its range for some observations.			0.00		Algorithm converged.	0.00	NE	0.9999	NE	>999.99		Algorithm converged.	0.00	NE
Eye disorders	Asthenopia	Female	230	46.5	0	0.0	229	46.0	0	0.0	NE			NE	NE	NE		NE	NE	NE	NE		NE	NE	NE	NE		NE		NE	NE	NE
Eye disorders	Blepharitis	Male	265	53.5	1	0.4	269	54.0	1	0.4	1.02		Convergence criterion (GCONV=1E-8) satisfied.	0.06	16.31	0.000		Algorithm converged.	-0.010	0.010	1.02		Algorithm converged.	0.06	16.14	0.9915	1.0000	0.99		Algorithm converged.	0.06	15.67
Eye disorders	Blepharitis	Female	230	46.5	0	0.0	229	46.0	0	0.0	NE			NE	NE	NE		NE	NE	NE	NE		NE	NE	NE	NE		NE		NE	NE	NE
Eye disorders	Blindness	Male	265	53.5	0	0.0	269	54.0	1	0.4		*	Quasi-complete separation of data points detected.				*	ERROR: The mean parameter is either invalid or at a limit of its range for some observations.			0.00		Algorithm converged.	0.00	NE	0.9999	NE	>999.99		Algorithm converged.	0.00	NE
Eye disorders	Blindness	Female	230	46.5	0	0.0	229	46.0	0	0.0	NE			NE	NE	NE		NE	NE	NE	NE		NE	NE	NE	NE		NE		NE	NE	NE
Eye disorders	Cataract	Male	265	53.5	4	1.5	269	54.0	0	0.0		*	Quasi-complete separation of data points detected.				*	WARNING: Negative of Hessian not positive definite.			NE		Algorithm converged.	NE	NE	NE	0.0247	NE		Algorithm converged.	NE	NE
Eye disorders	Cataract	Female	230	46.5	0	0.0	229	46.0	1	0.4		*	Quasi-complete separation of data points detected.				*	WARNING: Negative of Hessian not positive definite.			0.00		Algorithm converged.	0.00	NE	0.9999		>999.99		Algorithm converged.	0.00	NE
Eye disorders	Chalazion	Male	265	53.5	0	0.0	269	54.0	0	0.0	NE			NE	NE	NE		NE	NE	NE	NE		NE	NE	NE	NE	NE	NE		NE	NE	NE
Eye disorders	Chalazion	Female	230	46.5	0	0.0	229	46.0	1	0.4		*	Quasi-complete separation of data points detected.				*	WARNING: Negative of Hessian not positive definite.			0.00		Algorithm converged.	0.00	NE	0.9999		>999.99		Algorithm converged.	0.00	NE
Eye disorders	Conjunctival haemorrhage	Male	265	53.5	1	0.4	269	54.0	0	0.0		*	Quasi-complete separation of data points detected.				*	WARNING: Negative of Hessian not positive definite.			NE		Algorithm converged.	NE	NE	NE	NE	NE		Algorithm converged.	NE	NE
Eye disorders	Conjunctival haemorrhage	Female	230	46.5	0	0.0	229	46.0	0	0.0	NE			NE	NE	NE		NE	NE	NE	NE		NE	NE	NE	NE		NE		NE	NE	NE
Eye disorders	Conjunctival hyperaemia	Male	265	53.5	0	0.0	269	54.0	0	0.0	NE			NE	NE	NE		NE	NE	NE	NE		NE	NE	NE	NE	NE	NE		NE	NE	NE
Eye disorders	Conjunctival hyperaemia	Female	230	46.5	0	0.0	229	46.0	1	0.4		*	Quasi-complete separation of data points detected.				*	WARNING: Negative of Hessian not positive definite.			0.00		Algorithm converged.	0.00	NE	0.9999		>999.99		Algorithm converged.	0.00	NE
Eye disorders	Conjunctivitis allergic	Male	265	53.5	1	0.4	269	54.0	0	0.0		*	Quasi-complete separation of data points detected.				*	WARNING: Negative of Hessian not positive definite.			NE		Algorithm converged.	NE	NE	NE	1.0000	NE		Algorithm converged.	NE	NE
Eye disorders	Conjunctivitis allergic	Female	230	46.5	1	0.4	229	46.0	0	0.0		*	Quasi-complete separation of data points detected.				*	WARNING: Negative of Hessian not positive definite.			NE		Algorithm converged.	NE	NE	NE		NE		Algorithm converged.	NE	NE
Eye disorders	Dacryostenosis acquired	Male	265	53.5	0	0.0	269	54.0	0	0.0	NE			NE	NE	NE		NE	NE	NE	NE		NE	NE	NE	NE	NE	NE		NE	NE	NE
Eye disorders	Dacryostenosis acquired	Female	230	46.5	1	0.4	229	46.0	0	0.0		*	Quasi-complete separation of data points detected.				*	WARNING: Negative of Hessian not positive definite.			NE		Algorithm converged.	NE	NE	NE		NE		Algorithm converged.	NE	NE
Eye disorders	Diplopia	Male	265	53.5	0	0.0	269	54.0	0	0.0	NE			NE	NE	NE		NE	NE	NE	NE		NE	NE	NE	NE	NE	NE		NE	NE	NE
Eye disorders	Diplopia	Female	230	46.5	1	0.4	229	46.0	0	0.0		*	Quasi-complete separation of data points detected.				*	WARNING: Negative of Hessian not positive definite.			NE		Algorithm converged.	NE	NE	NE		NE		Algorithm converged.	NE	NE
Eye disorders	Dry eye	Male	265	53.5	4	1.5	269	54.0	3	1.1	1.36		Convergence criterion (GCONV=1E-8) satisfied.	0.30	6.13	0.004		Algorithm converged.	-0.015	0.023	1.35		Algorithm converged.	0.31	5.99	0.6900	0.8492	0.74		Algorithm converged.	0.17	3.27
Eye disorders	Dry eye	Female	230	46.5	8	3.5	229	46.0	7	3.1	1.14		Convergence criterion (GCONV=1E-8) satisfied.	0.41	3.21	0.004		Algorithm converged.	-0.028	0.037	1.14		Algorithm converged.	0.42	3.09	0.7997		0.88		Algorithm converged.	0.32	2.38
Eye disorders	Ectropion	Male	265	53.5	1	0.4	269	54.0	0	0.0		*	Quasi-complete separation of data points detected.				*	WARNING: Negative of Hessian not positive definite.			NE		Algorithm converged.	NE	NE	NE	NE	NE		Algorithm converged.	NE	NE
Eye disorders	Ectropion	Female	230	46.5	0	0.0	229	46.0	0	0.0	NE			NE	NE	NE		NE	NE	NE	NE		NE	NE	NE	NE		NE		NE	NE	NE
Eye disorders	Erythema of eyelid	Male	265	53.5	0	0.0	269	54.0	0	0.0	NE			NE	NE	NE		NE	NE	NE	NE		NE	NE	NE	NE	NE	NE		NE	NE	NE
Eye disorders	Erythema of eyelid	Female	230	46.5	0	0.0	229	46.0	1	0.4		*	Quasi-complete separation of data points detected.				*	WARNING: Negative of Hessian not positive definite.			0.00		Algorithm converged.	0.00	NE	0.9999		>999.99		Algorithm converged.	0.00	NE
Eye disorders	Exophthalmos	Male	265	53.5	0	0.0	269	54.0	1	0.4		*	Quasi-complete separation of data points detected.				*	ERROR: The mean parameter is either invalid or at a limit of its range for some observations.			0.00		Algorithm converged.	0.00	NE	0.9999	NE	>999.99		Algorithm converged.	0.00	NE
Eye disorders	Exophthalmos	Female	230	46.5	0	0.0	229	46.0	0	0.0	NE			NE	NE	NE		NE	NE	NE	NE		NE	NE	NE	NE		NE		NE	NE	NE
Eye disorders	Eye discharge	Male	265	53.5	1	0.4	269	54.0	0	0.0		*	Quasi-complete separation of data points detected.				*	WARNING: Negative of Hessian not positive definite.			NE		Algorithm converged.	NE	NE	NE	NE	NE		Algorithm converged.	NE	NE
Eye disorders	Eye discharge	Female	230	46.5	0	0.0	229	46.0	0	0.0	NE			NE	NE	NE		NE	NE	NE	NE		NE	NE	NE	NE		NE		NE	NE	NE
Eye disorders	Eye inflammation	Male	265	53.5	1	0.4	269	54.0	0	0.0		*	Quasi-complete separation of data points detected.				*	WARNING: Negative of Hessian not positive definite.			NE		Algorithm converged.	NE	NE	NE	NE	NE		Algorithm converged.	NE	NE
Eye disorders	Eye inflammation	Female	230	46.5	0	0.0	229	46.0	0	0.0	NE			NE	NE	NE		NE	NE	NE	NE		NE	NE	NE	NE		NE		NE	NE	NE
Eye disorders	Eye irritation	Male	265	53.5	0	0.0	269	54.0	0	0.0	NE			NE	NE	NE		NE	NE	NE	NE		NE	NE	NE	NE	NE	NE		NE	NE	NE
Eye disorders	Eye irritation	Female	230	46.5	3	1.3	229	46.0	0	0.0		*	Quasi-complete separation of data points detected.				*	WARNING: Negative of Hessian not positive definite.			NE		Algorithm converged.	NE	NE	NE		NE		Algorithm converged.	NE	NE
Eye disorders	Eye movement disorder	Male	265	53.5	0	0.0	269	54.0	0	0.0	NE			NE	NE	NE		NE	NE	NE	NE		NE	NE	NE	NE	NE	NE		NE	NE	NE
Eye disorders	Eye movement disorder	Female	230	46.5	1	0.4	229	46.0	0	0.0		*	Quasi-complete separation of data points detected.				*	WARNING: Negative of Hessian not positive definite.			NE		Algorithm converged.	NE	NE	NE		NE		Algorithm converged.	NE	NE
Eye disorders	Eye pain	Male	265	53.5	0	0.0	269	54.0	0	0.0	NE			NE	NE	NE		NE	NE	NE	NE		NE	NE	NE	NE	1.0000	NE		NE	NE	NE
Eye disorders	Eye pain	Female	230	46.5	2	0.9	229	46.0	1	0.4	2.00		Convergence criterion (GCONV=1E-8) satisfied.	0.18	22.21	0.004		Algorithm converged.	-0.010	0.019	1.99		Algorithm converged.	0.18	21.81	0.5727		0.50		Algorithm converged.	0.05	5.50
Eye disorders	Eye pruritus	Male	265	53.5	2	0.8	269	54.0	1	0.4	2.04		Convergence criterion (GCONV=1E-8) satisfied.	0.18	22.61	0.004		Algorithm converged.	-0.009	0.017	2.03		Algorithm converged.	0.19	22.26	0.5622	0.0316	0.49		Algorithm converged.	0.04	5.40
Eye disorders	Eye pruritus	Female	230	46.5	0	0.0	229	46.0	4	1.7		*	Quasi-complete separation of data points detected.				*	WARNING: Negative of Hessian not positive definite.			0.00		Algorithm converged.	0.00	NE	0.9999		>999.99		Algorithm converged.	0.00	NE
Eye disorders	Eyelid cyst	Male	265	53.5	0	0.0	269	54.0	1	0.4		*	Quasi-complete separation of data points detected.				*	ERROR: The mean parameter is either invalid or at a limit of its range for some observations.			0.00		Algorithm converged.	0.00	NE	0.9999	NE	>999.99		Algorithm converged.	0.00	NE
Eye disorders	Eyelid cyst	Female	230	46.5	0	0.0	229	46.0	0	0.0	NE			NE	NE	NE		NE	NE	NE	NE		NE	NE	NE	NE		NE		NE	NE	NE
Eye disorders	Eyelid irritation	Male	265	53.5	0	0.0	269	54.0	1	0.4		*	Quasi-complete separation of data points detected.				*	ERROR: The mean parameter is either invalid or at a limit of its range for some observations.			0.00		Algorithm converged.	0.00	NE	0.9999	NE	>999.99		Algorithm converged.	0.00	NE
Eye disorders	Eyelid irritation	Female	230	46.5	0	0.0	229	46.0	0	0.0	NE			NE	NE	NE		NE	NE	NE	NE		NE	NE	NE	NE		NE		NE	NE	NE
Eye disorders	Eyelid oedema	Male	265	53.5	1	0.4	269	54.0	1	0.4	1.02		Convergence criterion (GCONV=1E-8) satisfied.	0.06	16.31	0.000		Algorithm converged.	-0.010	0.010	1.02		Algorithm converged.	0.06	16.14	0.9915	1.0000	0.99		Algorithm converged.	0.06	15.67
Eye disorders	Eyelid oedema	Female	230	46.5	0	0.0	229	46.0	0	0.0	NE			NE	NE	NE		NE	NE	NE	NE		NE	NE	NE	NE		NE		NE	NE	NE
Eye disorders	Eyelid ptosis	Male	265	53.5	0	0.0	269	54.0	0	0.0	NE			NE	NE	NE		NE	NE	NE	NE		NE	NE	NE	NE	NE	NE		NE	NE	NE
Eye disorders	Eyelid ptosis	Female	230	46.5	0	0.0	229	46.0	1	0.4		*	Quasi-complete separation of data points detected.				*	WARNING: Negative of Hessian not positive definite.			0.00		Algorithm converged.	0.00	NE	0.9999		>999.99		Algorithm converged.	0.00	NE
Eye disorders	Foreign body sensation in eyes	Male	265	53.5	0	0.0	269	54.0	1	0.4		*	Quasi-complete separation of data points detected.				*	ERROR: The mean parameter is either invalid or at a limit of its range for some observations.			0.00		Algorithm converged.	0.00	NE	0.9999	NE	>999.99		Algorithm converged.	0.00	NE
Eye disorders	Foreign body sensation in eyes	Female	230	46.5	0	0.0	229	46.0	0	0.0	NE			NE	NE	NE		NE	NE	NE	NE		NE	NE	NE	NE		NE		NE	NE	NE
Eye disorders	Glaucoma	Male	265	53.5	1	0.4	269	54.0	0	0.0		*	Quasi-complete separation of data points detected.				*	WARNING: Negative of Hessian not positive definite.			NE		Algorithm converged.	NE	NE	NE	NE	NE		Algorithm converged.	NE	NE
Eye disorders	Glaucoma	Female	230	46.5	0	0.0	229	46.0	0	0.0	NE			NE	NE	NE		NE	NE	NE	NE		NE	NE	NE	NE		NE		NE	NE	NE
Eye disorders	Inflammation of lacrimal passage	Male	265	53.5	0	0.0	269	54.0	0	0.0	NE			NE	NE	NE		NE	NE	NE	NE		NE	NE	NE	NE	NE	NE		NE	NE	NE
Eye disorders	Inflammation of lacrimal passage	Female	230	46.5	1	0.4	229	46.0	0	0.0		*	Quasi-complete separation of data points detected.				*	WARNING: Negative of Hessian not positive definite.			NE		Algorithm converged.	NE	NE	NE		NE		Algorithm converged.	NE	NE
Eye disorders	Lacrimation increased	Male	265	53.5	2	0.8	269	54.0	5	1.9	0.40		Convergence criterion (GCONV=1E-8) satisfied.	0.08	2.09	-0.011		Algorithm converged.	-0.030	0.008	0.41		Algorithm converged.	0.08	2.07	0.2788	0.0790	2.46		Algorithm converged.	0.48	12.58
Eye disorders	Lacrimation increased	Female	230	46.5	9	3.9	229	46.0	4	1.7	2.29		Convergence criterion (GCONV=1E-8) satisfied.	0.70	7.55	0.022		Algorithm converged.	-0.009	0.052	2.24		Algorithm converged.	0.70	7.17	0.1742		0.45		Algorithm converged.	0.14	1.43
Eye disorders	Mydriasis	Male	265	53.5	1	0.4	269	54.0	0	0.0		*	Quasi-complete separation of data points detected.				*	WARNING: Negative of Hessian not positive definite.			NE		Algorithm converged.	NE	NE	NE	NE	NE		Algorithm converged.	NE	NE
Eye disorders	Mydriasis	Female	230	46.5	0	0.0	229	46.0	0	0.0	NE			NE	NE	NE		NE	NE	NE	NE		NE	NE	NE	NE		NE		NE	NE	NE
Eye disorders	Ocular hyperaemia	Male	265	53.5	3	1.1	269	54.0	1	0.4	3.07		Convergence criterion (GCONV=1E-8) satisfied.	0.32	29.68	0.008		Algorithm converged.	-0.007	0.022	3.05		Algorithm converged.	0.32	29.09	0.3335	0.5367	0.33		Algorithm converged.	0.03	3.14
Eye disorders	Ocular hyperaemia	Female	230	46.5	1	0.4	229	46.0	1	0.4	1.00		Convergence criterion (GCONV=1E-8) satisfied.	0.06	16.01	0.000		Algorithm converged.	-0.012	0.012	1.00		Algorithm converged.	0.06	15.82	0.9975		1.00		Algorithm converged.	0.06	15.96
Eye disorders	Photophobia	Male	265	53.5	1	0.4	269	54.0	0	0.0		*	Quasi-complete separation of data points detected.				*	WARNING: Negative of Hessian not positive definite.			NE		Algorithm converged.	NE	NE	NE	1.0000	NE		Algorithm converged.	NE	NE
Eye disorders	Photophobia	Female	230	46.5	2	0.9	229	46.0	0	0.0		*	Quasi-complete separation of data points detected.				*	WARNING: Negative of Hessian not positive definite.			NE		Algorithm converged.	NE	NE	NE		NE		Algorithm converged.	NE	NE
Eye disorders	Retinal vein occlusion	Male	265	53.5	0	0.0	269	54.0	1	0.4		*	Quasi-complete separation of data points detected.				*	ERROR: The mean parameter is either invalid or at a limit of its range for some observations.			0.00		Algorithm converged.	0.00	NE	0.9999	NE	>999.99		Algorithm converged.	0.00	NE
Eye disorders	Retinal vein occlusion	Female	230	46.5	0	0.0	229	46.0	0	0.0	NE			NE	NE	NE		NE	NE	NE	NE		NE	NE	NE	NE		NE		NE	NE	NE
Eye disorders	Retinopathy	Male	265	53.5	0	0.0	269	54.0	1	0.4		*	Quasi-complete separation of data points detected.				*	ERROR: The mean parameter is either invalid or at a limit of its range for some observations.			0.00		Algorithm converged.	0.00	NE	0.9999	NE	>999.99		Algorithm converged.	0.00	NE
Eye disorders	Retinopathy	Female	230	46.5	0	0.0	229	46.0	0	0.0	NE			NE	NE	NE		NE	NE	NE	NE		NE	NE	NE	NE		NE		NE	NE	NE
Eye disorders	Rhegmatogenous retinal detachment	Male	265	53.5	1	0.4	269	54.0	0	0.0		*	Quasi-complete separation of data points detected.				*	WARNING: Negative of Hessian not positive definite.			NE		Algorithm converged.	NE	NE	NE	NE	NE		Algorithm converged.	NE	NE
Eye disorders	Rhegmatogenous retinal detachment	Female	230	46.5	0	0.0	229	46.0	0	0.0	NE			NE	NE	NE		NE	NE	NE	NE		NE	NE	NE	NE	NE	NE		NE	NE	NE
Eye disorders	Swelling of eyelid	Male	265	53.5	0	0.0	269	54.0	1	0.4		*	Quasi-complete separation of data points detected.				*	ERROR: The mean parameter is either invalid or at a limit of its range for some observations.			0.00		Algorithm converged.	0.00	NE	0.9999	NE	>999.99		Algorithm converged.	0.00	NE
Eye disorders	Swelling of eyelid	Female	230	46.5	0	0.0	229	46.0	0	0.0	NE			NE	NE	NE		NE	NE	NE	NE		NE	NE	NE	NE		NE		NE	NE	NE
Eye disorders	Uveitis	Male	265	53.5	0	0.0	269	54.0	0	0.0	NE			NE	NE	NE		NE	NE	NE	NE		NE	NE	NE	NE	NE	NE		NE	NE	NE
Eye disorders	Uveitis	Female	230	46.5	1	0.4	229	46.0	0	0.0		*	Quasi-complete separation of data points detected.				*	WARNING: Negative of Hessian not positive definite.			NE		Algorithm converged.	NE	NE	NE		NE		Algorithm converged.	NE	NE
Eye disorders	Vision blurred	Male	265	53.5	5	1.9	269	54.0	7	2.6	0.72		Convergence criterion (GCONV=1E-8) satisfied.	0.23	2.30	-0.007		Algorithm converged.	-0.032	0.018	0.73		Algorithm converged.	0.23	2.26	0.5788	0.9151	1.38		Algorithm converged.	0.44	4.29
Eye disorders	Vision blurred	Female	230	46.5	4	1.7	229	46.0	5	2.2	0.79		Convergence criterion (GCONV=1E-8) satisfied.	0.21	2.99	-0.004		Algorithm converged.	-0.030	0.021	0.80		Algorithm converged.	0.22	2.93	0.7320		1.26		Algorithm converged.	0.34	4.62
Eye disorders	Visual acuity reduced	Male	265	53.5	0	0.0	269	54.0	0	0.0	NE			NE	NE	NE		NE	NE	NE	NE		NE	NE	NE	NE	NE	NE		NE	NE	NE
Eye disorders	Visual acuity reduced	Female	230	46.5	0	0.0	229	46.0	1	0.4		*	Quasi-complete separation of data points detected.				*	WARNING: Negative of Hessian not positive definite.			0.00		Algorithm converged.	0.00	NE	0.9999		>999.99		Algorithm converged.	0.00	NE
Eye disorders	Visual field defect	Male	265	53.5	0	0.0	269	54.0	1	0.4		*	Quasi-complete separation of data points detected.				*	ERROR: The mean parameter is either invalid or at a limit of its range for some observations.			0.00		Algorithm converged.	0.00	NE	0.9999	0.0968	>999.99		Algorithm converged.	0.00	NE
Eye disorders	Visual field defect	Female	230	46.5	1	0.4	229	46.0	0	0.0		*	Quasi-complete separation of data points detected.				*	WARNING: Negative of Hessian not positive definite.			NE		Algorithm converged.	NE	NE	NE		NE		Algorithm converged.	NE	NE
Eye disorders	Visual impairment	Male	265	53.5	3	1.1	269	54.0	0	0.0		*	Quasi-complete separation of data points detected.				*	WARNING: Negative of Hessian not positive definite.			NE		Algorithm converged.	NE	NE	NE	0.2043	NE		Algorithm converged.	NE	NE
Eye disorders	Visual impairment	Female	230	46.5	2	0.9	229	46.0	1	0.4	2.00		Convergence criterion (GCONV=1E-8) satisfied.	0.18	22.21	0.004		Algorithm converged.	-0.010	0.019	1.99		Algorithm converged.	0.18	21.81	0.5727		0.50		Algorithm converged.	0.05	5.50
Eye disorders	Vitreous detachment	Male	265	53.5	0	0.0	269	54.0	0	0.0	NE			NE	NE	NE		NE	NE	NE	NE		NE	NE	NE	NE	NE	NE		NE	NE	NE
Eye disorders	Vitreous detachment	Female	230	46.5	1	0.4	229	46.0	0	0.0		*	Quasi-complete separation of data points detected.				*	WARNING: Negative of Hessian not positive definite.			NE		Algorithm converged.	NE	NE	NE		NE		Algorithm converged.	NE	NE
Eye disorders	Vitreous floaters	Male	265	53.5	1	0.4	269	54.0	0	0.0		*	Quasi-complete separation of data points detected.				*	WARNING: Negative of Hessian not positive definite.			NE		Algorithm converged.	NE	NE	NE	NE	NE		Algorithm converged.	NE	NE
Eye disorders	Vitreous floaters	Female	230	46.5	0	0.0	229	46.0	0	0.0	NE			NE	NE	NE		NE	NE	NE	NE		NE	NE	NE	NE		NE		NE	NE	NE
Eye disorders	Vitreous haemorrhage	Male	265	53.5	0	0.0	269	54.0	0	0.0	NE			NE	NE	NE		NE	NE	NE	NE		NE	NE	NE	NE	NE	NE		NE	NE	NE
Eye disorders	Vitreous haemorrhage	Female	230	46.5	1	0.4	229	46.0	0	0.0		*	Quasi-complete separation of data points detected.				*	WARNING: Negative of Hessian not positive definite.			NE		Algorithm converged.	NE	NE	NE		NE		Algorithm converged.	NE	NE
Eye disorders	Xerophthalmia	Male	265	53.5	1	0.4	269	54.0	0	0.0		*	Quasi-complete separation of data points detected.				*	WARNING: Negative of Hessian not positive definite.			NE		Algorithm converged.	NE	NE	NE	NE	NE		Algorithm converged.	NE	NE
Eye disorders	Xerophthalmia	Female	230	46.5	0	0.0	229	46.0	0	0.0	NE			NE	NE	NE		NE	NE	NE	NE		NE	NE	NE	NE		NE		NE	NE	NE
Gastrointestinal disorders		Male	265	53.5	183	69.1	269	54.0	176	65.4	1.18		Convergence criterion (GCONV=1E-8) satisfied.	0.82	1.69	0.036		Algorithm converged.	-0.043	0.116	1.06		Algorithm converged.	0.94	1.19	0.3719	0.5205	0.95		Algorithm converged.	0.84	1.07
Gastrointestinal disorders		Female	230	46.5	171	74.3	229	46.0	170	74.2	1.01		Convergence criterion (GCONV=1E-8) satisfied.	0.66	1.53	0.001		Algorithm converged.	-0.079	0.081	1.00		Algorithm converged.	0.90	1.12	0.9781		1.00		Algorithm converged.	0.90	1.11
Gastrointestinal disorders	Abdominal discomfort	Male	265	53.5	1	0.4	269	54.0	2	0.7	0.51		Convergence criterion (GCONV=1E-8) satisfied.	0.05	5.61	-0.004		Algorithm converged.	-0.016	0.009	0.51		Algorithm converged.	0.05	5.56	0.5788	0.8444	1.97		Algorithm converged.	0.18	21.60
Gastrointestinal disorders	Abdominal discomfort	Female	230	46.5	4	1.7	229	46.0	6	2.6	0.66		Convergence criterion (GCONV=1E-8) satisfied.	0.18	2.36	-0.009		Algorithm converged.	-0.036	0.018	0.66		Algorithm converged.	0.19	2.32	0.5211		1.51		Algorithm converged.	0.43	5.27

Gastrointestinal disorders	Abdominal distension	Male	265	53.5	1	0.4	269	54.0	2	0.7	0.51		Convergence criterion (GCONV=1E-8) satisfied.	0.05	5.61	-0.004		Algorithm converged.	-0.016	0.009	0.51		Algorithm converged.	0.05	5.56	0.5788	0.6264	1.97		Algorithm converged.	0.18	21.60
Gastrointestinal disorders	Abdominal distension	Female	230	46.5	4	1.7	229	46.0	4	1.7	1.00		Convergence criterion (GCONV=1E-8) satisfied.	0.25	4.03	0.000		Algorithm converged.	-0.024	0.024	1.00		Algorithm converged.	0.25	3.93	0.9950		1.00		Algorithm converged.	0.25	3.97
Gastrointestinal disorders	Abdominal hernia	Male	265	53.5	0	0.0	269	54.0	1	0.4		*	Quasi-complete separation of data points detected.				*	ERROR: The mean parameter is either invalid or at a limit of its range for some observations.			0.00		Algorithm converged.	0.00	NE	0.9999	NE	>999.99		Algorithm converged.	0.00	NE
Gastrointestinal disorders	Abdominal hernia	Female	230	46.5	0	0.0	229	46.0	0	0.0	NE			NE	NE	NE		NE	NE	NE	NE		NE	NE	NE	NE		NE		NE	NE	NE
Gastrointestinal disorders	Abdominal pain	Male	265	53.5	23	8.7	269	54.0	21	7.8	1.12		Convergence criterion (GCONV=1E-8) satisfied.	0.61	2.08	0.009		Algorithm converged.	-0.038	0.055	1.11		Algorithm converged.	0.63	1.96	0.7140	0.6181	0.90		Algorithm converged.	0.51	1.59
Gastrointestinal disorders	Abdominal pain	Female	230	46.5	20	8.7	229	46.0	22	9.6	0.90		Convergence criterion (GCONV=1E-8) satisfied.	0.47	1.69	-0.009		Algorithm converged.	-0.062	0.044	0.91		Algorithm converged.	0.51	1.61	0.7351		1.10		Algorithm converged.	0.62	1.97
Gastrointestinal disorders	Abdominal pain lower	Male	265	53.5	0	0.0	269	54.0	1	0.4		*	Quasi-complete separation of data points detected.				*	ERROR: The mean parameter is either invalid or at a limit of its range for some observations.			0.00		Algorithm converged.	0.00	NE	0.9999	0.1368	>999.99		Algorithm converged.	0.00	NE
Gastrointestinal disorders	Abdominal pain lower	Female	230	46.5	3	1.3	229	46.0	1	0.4	3.01		Convergence criterion (GCONV=1E-8) satisfied.	0.31	29.18	0.009		Algorithm converged.	-0.008	0.026	2.99		Algorithm converged.	0.31	28.50	0.3417		0.33		Algorithm converged.	0.04	3.19
Gastrointestinal disorders	Abdominal pain upper	Male	265	53.5	5	1.9	269	54.0	5	1.9	1.02		Convergence criterion (GCONV=1E-8) satisfied.	0.29	3.55	0.000		Algorithm converged.	-0.023	0.023	1.02		Algorithm converged.	0.30	3.47	0.9809	0.7659	0.99		Algorithm converged.	0.29	3.36
Gastrointestinal disorders	Abdominal pain upper	Female	230	46.5	14	6.1	229	46.0	17	7.4	0.81		Convergence criterion (GCONV=1E-8) satisfied.	0.39	1.68	-0.013		Algorithm converged.	-0.059	0.033	0.82		Algorithm converged.	0.41	1.62	0.5691		1.22		Algorithm converged.	0.62	2.42
Gastrointestinal disorders	Abdominal rigidity	Male	265	53.5	0	0.0	269	54.0	0	0.0	NE			NE	NE	NE		NE	NE	NE	NE		NE	NE	NE	NE	NE	NE		NE	NE	NE
Gastrointestinal disorders	Abdominal rigidity	Female	230	46.5	0	0.0	229	46.0	1	0.4		*	Quasi-complete separation of data points detected.				*	WARNING: Negative of Hessian not positive definite.			0.00		Algorithm converged.	0.00	NE	0.9999		>999.99		Algorithm converged.	0.00	NE
Gastrointestinal disorders	Abdominal wall haematoma	Male	265	53.5	0	0.0	269	54.0	1	0.4		*	Quasi-complete separation of data points detected.				*	ERROR: The mean parameter is either invalid or at a limit of its range for some observations.			0.00		Algorithm converged.	0.00	NE	0.9999	NE	>999.99		Algorithm converged.	0.00	NE
Gastrointestinal disorders	Abdominal wall haematoma	Female	230	46.5	0	0.0	229	46.0	0	0.0	NE			NE	NE	NE		NE	NE	NE	NE		NE	NE	NE	NE		NE		NE	NE	NE
Gastrointestinal disorders	Anal cyst	Male	265	53.5	1	0.4	269	54.0	0	0.0		*	Quasi-complete separation of data points detected.				*	WARNING: Negative of Hessian not positive definite.			NE		Algorithm converged.	NE	NE	NE	NE	NE		Algorithm converged.	NE	NE
Gastrointestinal disorders	Anal cyst	Female	230	46.5	0	0.0	229	46.0	0	0.0	NE			NE	NE	NE		NE	NE	NE	NE		NE	NE	NE	NE		NE		NE	NE	NE
Gastrointestinal disorders	Anal fissure	Male	265	53.5	0	0.0	269	54.0	2	0.7		*	Quasi-complete separation of data points detected.				*	ERROR: The mean parameter is either invalid or at a limit of its range for some observations.			0.00		Algorithm converged.	0.00	NE	0.9999	NE	>999.99		Algorithm converged.	0.00	NE
Gastrointestinal disorders	Anal fissure	Female	230	46.5	0	0.0	229	46.0	0	0.0	NE			NE	NE	NE		NE	NE	NE	NE		NE	NE	NE	NE		NE		NE	NE	NE
Gastrointestinal disorders	Anal fissure haemorrhage	Male	265	53.5	0	0.0	269	54.0	1	0.4		*	Quasi-complete separation of data points detected.				*	ERROR: The mean parameter is either invalid or at a limit of its range for some observations.			0.00		Algorithm converged.	0.00	NE	0.9999	NE	>999.99		Algorithm converged.	0.00	NE
Gastrointestinal disorders	Anal fissure haemorrhage	Female	230	46.5	0	0.0	229	46.0	0	0.0	NE			NE	NE	NE		NE	NE	NE	NE		NE	NE	NE	NE		NE		NE	NE	NE
Gastrointestinal disorders	Anal fistula	Male	265	53.5	1	0.4	269	54.0	1	0.4	1.02		Convergence criterion (GCONV=1E-8) satisfied.	0.06	16.31	0.000		Algorithm converged.	-0.010	0.010	1.02		Algorithm converged.	0.06	16.14	0.9915	1.0000	0.99		Algorithm converged.	0.06	15.67
Gastrointestinal disorders	Anal fistula	Female	230	46.5	0	0.0	229	46.0	0	0.0	NE			NE	NE	NE		NE	NE	NE	NE		NE	NE	NE	NE		NE		NE	NE	NE
Gastrointestinal disorders	Anal haemorrhage	Male	265	53.5	0	0.0	269	54.0	0	0.0	NE			NE	NE	NE		NE	NE	NE	NE		NE	NE	NE	NE	NE	NE		NE	NE	NE
Gastrointestinal disorders	Anal haemorrhage	Female	230	46.5	1	0.4	229	46.0	0	0.0		*	Quasi-complete separation of data points detected.				*	WARNING: Negative of Hessian not positive definite.			NE		Algorithm converged.	NE	NE	NE		NE		Algorithm converged.	NE	NE
Gastrointestinal disorders	Anal incontinence	Male	265	53.5	0	0.0	269	54.0	1	0.4		*	Quasi-complete separation of data points detected.				*	ERROR: The mean parameter is either invalid or at a limit of its range for some observations.			0.00		Algorithm converged.	0.00	NE	0.9999	NE	>999.99		Algorithm converged.	0.00	NE
Gastrointestinal disorders	Anal incontinence	Female	230	46.5	0	0.0	229	46.0	0	0.0	NE			NE	NE	NE		NE	NE	NE	NE		NE	NE	NE	NE		NE		NE	NE	NE
Gastrointestinal disorders	Anal pruritus	Male	265	53.5	1	0.4	269	54.0	0	0.0		*	Quasi-complete separation of data points detected.				*	WARNING: Negative of Hessian not positive definite.			NE		Algorithm converged.	NE	NE	NE	NE	NE		Algorithm converged.	NE	NE
Gastrointestinal disorders	Anal pruritus	Female	230	46.5	0	0.0	229	46.0	0	0.0	NE			NE	NE	NE		NE	NE	NE	NE		NE	NE	NE	NE		NE		NE	NE	NE
Gastrointestinal disorders	Anal stenosis	Male	265	53.5	0	0.0	269	54.0	1	0.4		*	Quasi-complete separation of data points detected.				*	ERROR: The mean parameter is either invalid or at a limit of its range for some observations.			0.00		Algorithm converged.	0.00	NE	0.9999	NE	>999.99		Algorithm converged.	0.00	NE
Gastrointestinal disorders	Anal stenosis	Female	230	46.5	0	0.0	229	46.0	0	0.0	NE			NE	NE	NE		NE	NE	NE	NE		NE	NE	NE	NE		NE		NE	NE	NE
Gastrointestinal disorders	Angular cheilitis	Male	265	53.5	1	0.4	269	54.0	0	0.0		*	Quasi-complete separation of data points detected.				*	WARNING: Negative of Hessian not positive definite.			NE		Algorithm converged.	NE	NE	NE	1.0000	NE		Algorithm converged.	NE	NE
Gastrointestinal disorders	Angular cheilitis	Female	230	46.5	1	0.4	229	46.0	0	0.0		*	Quasi-complete separation of data points detected.				*	WARNING: Negative of Hessian not positive definite.			NE		Algorithm converged.	NE	NE	NE		NE		Algorithm converged.	NE	NE
Gastrointestinal disorders	Anorectal discomfort	Male	265	53.5	0	0.0	269	54.0	0	0.0	NE			NE	NE	NE		NE	NE	NE	NE		NE	NE	NE	NE	NE	NE		NE	NE	NE
Gastrointestinal disorders	Anorectal discomfort	Female	230	46.5	1	0.4	229	46.0	0	0.0		*	Quasi-complete separation of data points detected.				*	WARNING: Negative of Hessian not positive definite.			NE		Algorithm converged.	NE	NE	NE		NE		Algorithm converged.	NE	NE
Gastrointestinal disorders	Aphthous ulcer	Male	265	53.5	4	1.5	269	54.0	0	0.0		*	Quasi-complete separation of data points detected.				*	WARNING: Negative of Hessian not positive definite.			NE		Algorithm converged.	NE	NE	NE	0.0247	NE		Algorithm converged.	NE	NE
Gastrointestinal disorders	Aphthous ulcer	Female	230	46.5	0	0.0	229	46.0	1	0.4		*	Quasi-complete separation of data points detected.				*	WARNING: Negative of Hessian not positive definite.			0.00		Algorithm converged.	0.00	NE	0.9999		>999.99		Algorithm converged.	0.00	NE
Gastrointestinal disorders	Cheilitis	Male	265	53.5	0	0.0	269	54.0	1	0.4		*	Quasi-complete separation of data points detected.				*	ERROR: The mean parameter is either invalid or at a limit of its range for some observations.			0.00		Algorithm converged.	0.00	NE	0.9999	0.0968	>999.99		Algorithm converged.	0.00	NE
Gastrointestinal disorders	Cheilitis	Female	230	46.5	1	0.4	229	46.0	0	0.0		*	Quasi-complete separation of data points detected.				*	WARNING: Negative of Hessian not positive definite.			NE		Algorithm converged.	NE	NE	NE		NE		Algorithm converged.	NE	NE
Gastrointestinal disorders	Colitis	Male	265	53.5	0	0.0	269	54.0	1	0.4		*	Quasi-complete separation of data points detected.				*	ERROR: The mean parameter is either invalid or at a limit of its range for some observations.			0.00		Algorithm converged.	0.00	NE	0.9999	0.4127	>999.99		Algorithm converged.	0.00	NE
Gastrointestinal disorders	Colitis	Female	230	46.5	1	0.4	229	46.0	2	0.9	0.50		Convergence criterion (GCONV=1E-8) satisfied.	0.04	5.50	-0.004		Algorithm converged.	-0.019	0.010	0.50		Algorithm converged.	0.05	5.45	0.5679		2.01		Algorithm converged.	0.18	22.00
Gastrointestinal disorders	Constipation	Male	265	53.5	66	24.9	269	54.0	68	25.3	0.98		Convergence criterion (GCONV=1E-8) satisfied.	0.66	1.45	-0.004		Algorithm converged.	-0.077	0.070	0.99		Algorithm converged.	0.73	1.32	0.9208	0.6056	1.01		Algorithm converged.	0.76	1.36
Gastrointestinal disorders	Constipation	Female	230	46.5	64	27.8	229	46.0	72	31.4	0.84		Convergence criterion (GCONV=1E-8) satisfied.	0.56	1.26	-0.036		Algorithm converged.	-0.120	0.047	0.89		Algorithm converged.	0.67	1.17	0.3970		1.13		Algorithm converged.	0.85	1.50
Gastrointestinal disorders	Dental caries	Male	265	53.5	0	0.0	269	54.0	2	0.7		*	Quasi-complete separation of data points detected.				*	ERROR: The mean parameter is either invalid or at a limit of its range for some observations.			0.00		Algorithm converged.	0.00	NE	0.9999	0.0512	>999.99		Algorithm converged.	0.00	NE
Gastrointestinal disorders	Dental caries	Female	230	46.5	1	0.4	229	46.0	0	0.0		*	Quasi-complete separation of data points detected.				*	WARNING: Negative of Hessian not positive definite.			NE		Algorithm converged.	NE	NE	NE		NE		Algorithm converged.	NE	NE
Gastrointestinal disorders	Diarrhoea	Male	265	53.5	73	27.5	269	54.0	41	15.2	2.11		Convergence criterion (GCONV=1E-8) satisfied.	1.38	3.24	0.123		Algorithm converged.	0.054	0.192	1.81		Algorithm converged.	1.28	2.55	0.0007	0.2137	0.55		Algorithm converged.	0.39	0.78
Gastrointestinal disorders	Diarrhoea	Female	230	46.5	72	31.3	229	46.0	53	23.1	1.51		Convergence criterion (GCONV=1E-8) satisfied.	1.00	2.29	0.082		Algorithm converged.	0.001	0.163	1.35		Algorithm converged.	1.00	1.83	0.0514		0.74		Algorithm converged.	0.55	1.00
Gastrointestinal disorders	Diverticulum	Male	265	53.5	0	0.0	269	54.0	0	0.0	NE			NE	NE	NE		NE	NE	NE	NE		NE	NE	NE	NE	NE	NE		NE	NE	NE
Gastrointestinal disorders	Diverticulum	Female	230	46.5	0	0.0	229	46.0	1	0.4		*	Quasi-complete separation of data points detected.				*	WARNING: Negative of Hessian not positive definite.			0.00		Algorithm converged.	0.00	NE	0.9999		>999.99		Algorithm converged.	0.00	NE
Gastrointestinal disorders	Dry mouth	Male	265	53.5	4	1.5	269	54.0	6	2.2	0.67		Convergence criterion (GCONV=1E-8) satisfied.	0.19	2.41	-0.007		Algorithm converged.	-0.030	0.016	0.68		Algorithm converged.	0.19	2.37	0.5416	0.8788	1.48		Algorithm converged.	0.42	5.18
Gastrointestinal disorders	Dry mouth	Female	230	46.5	6	2.6	229	46.0	10	4.4	0.59		Convergence criterion (GCONV=1E-8) satisfied.	0.21	1.64	-0.018		Algorithm converged.	-0.051	0.016	0.60		Algorithm converged.	0.22	1.62	0.3104		1.67		Algorithm converged.	0.62	4.53
Gastrointestinal disorders	Duodenitis	Male	265	53.5	0	0.0	269	54.0	1	0.4		*	Quasi-complete separation of data points detected.				*	ERROR: The mean parameter is either invalid or at a limit of its range for some observations.			0.00		Algorithm converged.	0.00	NE	0.9999	NE	>999.99		Algorithm converged.	0.00	NE
Gastrointestinal disorders	Duodenitis	Female	230	46.5	0	0.0	229	46.0	0	0.0	NE			NE	NE	NE		NE	NE	NE	NE		NE	NE	NE	NE		NE		NE	NE	NE
Gastrointestinal disorders	Dyspepsia	Male	265	53.5	10	3.8	269	54.0	10	3.7	1.02		Convergence criterion (GCONV=1E-8) satisfied.	0.42	2.48	0.001		Algorithm converged.	-0.032	0.033	1.02		Algorithm converged.	0.43	2.40	0.9728	0.7702	0.99		Algorithm converged.	0.42	2.33
Gastrointestinal disorders	Dyspepsia	Female	230	46.5	11	4.8	229	46.0	9	3.9	1.23		Convergence criterion (GCONV=1E-8) satisfied.	0.50	3.02	0.009		Algorithm converged.	-0.029	0.046	1.22		Algorithm converged.	0.51	2.88	0.6552		0.82		Algorithm converged.	0.35	1.95
Gastrointestinal disorders	Dysphagia	Male	265	53.5	6	2.3	269	54.0	5	1.9	1.22		Convergence criterion (GCONV=1E-8) satisfied.	0.37	4.06	0.004		Algorithm converged.	-0.020	0.028	1.22		Algorithm converged.	0.38	3.94	0.7420	0.7414	0.82		Algorithm converged.	0.25	2.66
Gastrointestinal disorders	Dysphagia	Female	230	46.5	5	2.2	229	46.0	3	1.3	1.67		Convergence criterion (GCONV=1E-8) satisfied.	0.40	7.09	0.009		Algorithm converged.	-0.015	0.033	1.66		Algorithm converged.	0.40	6.86	0.4844		0.60		Algorithm converged.	0.15	2.49
Gastrointestinal disorders	Enteritis	Male	265	53.5	2	0.8	269	54.0	0	0.0		*	Quasi-complete separation of data points detected.				*	WARNING: Negative of Hessian not positive definite.			NE		Algorithm converged.	NE	NE	NE	NE	NE		Algorithm converged.	NE	NE
Gastrointestinal disorders	Enteritis	Female	230	46.5	0	0.0	229	46.0	0	0.0	NE			NE	NE	NE		NE	NE	NE	NE		NE	NE	NE	NE		NE		NE	NE	NE
Gastrointestinal disorders	Enterocolitis	Male	265	53.5	1	0.4	269	54.0	0	0.0		*	Quasi-complete separation of data points detected.				*	WARNING: Negative of Hessian not positive definite.			NE		Algorithm converged.	NE	NE	NE	NE	NE		Algorithm converged.	NE	NE
Gastrointestinal disorders	Enterocolitis	Female	230	46.5	0	0.0	229	46.0	0	0.0	NE			NE	NE	NE		NE	NE	NE	NE		NE	NE	NE	NE		NE		NE	NE	NE
Gastrointestinal disorders	Epigastric discomfort	Male	265	53.5	1	0.4	269	54.0	0	0.0		*	Quasi-complete separation of data points detected.				*	WARNING: Negative of Hessian not positive definite.			NE		Algorithm converged.	NE	NE	NE	0.0945	NE		Algorithm converged.	NE	NE
Gastrointestinal disorders	Epigastric discomfort	Female	230	46.5	0	0.0	229	46.0	1	0.4		*	Quasi-complete separation of data points detected.				*	WARNING: Negative of Hessian not positive definite.			0.00		Algorithm converged.	0.00	NE	0.9999		>999.99		Algorithm converged.	0.00	NE
Gastrointestinal disorders	Eructation	Male	265	53.5	0	0.0	269	54.0	2	0.7		*	Quasi-complete separation of data points detected.				*	ERROR: The mean parameter is either invalid or at a limit of its range for some observations.			0.00		Algorithm converged.	0.00	NE	0.9999	NE	>999.99		Algorithm converged.	0.00	NE
Gastrointestinal disorders	Eructation	Female	230	46.5	0	0.0	229	46.0	0	0.0	NE			NE	NE	NE		NE	NE	NE	NE		NE	NE	NE	NE		NE		NE	NE	NE
Gastrointestinal disorders	Faecaloma	Male	265	53.5	0	0.0	269	54.0	1	0.4		*	Quasi-complete separation of data points detected.				*	ERROR: The mean parameter is either invalid or at a limit of its range for some observations.			0.00		Algorithm converged.	0.00	NE	0.9999	NE	>999.99		Algorithm converged.	0.00	NE
Gastrointestinal disorders	Faecaloma	Female	230	46.5	0	0.0	229	46.0	0	0.0	NE			NE	NE	NE		NE	NE	NE	NE		NE	NE	NE	NE		NE		NE	NE	NE
Gastrointestinal disorders	Faeces discoloured	Male	265	53.5	0	0.0	269	54.0	0	0.0	NE			NE	NE	NE		NE	NE	NE	NE		NE	NE	NE	NE	NE	NE		NE	NE	NE
Gastrointestinal disorders	Faeces discoloured	Female	230	46.5	2	0.9	229	46.0	0	0.0		*	Quasi-complete separation of data points detected.				*	WARNING: Negative of Hessian not positive definite.			NE		Algorithm converged.	NE	NE	NE		NE		Algorithm converged.	NE	NE
Gastrointestinal disorders	Faeces hard	Male	265	53.5	0	0.0	269	54.0	0	0.0	NE			NE	NE	NE		NE	NE	NE	NE		NE	NE	NE	NE	NE	NE		NE	NE	NE
Gastrointestinal disorders	Faeces hard	Female	230	46.5	0	0.0	229	46.0	1	0.4		*	Quasi-complete separation of data points detected.				*	WARNING: Negative of Hessian not positive definite.			0.00		Algorithm converged.	0.00	NE	0.9999		>999.99		Algorithm converged.	0.00	NE
Gastrointestinal disorders	Faeces soft	Male	265	53.5	0	0.0	269	54.0	0	0.0	NE			NE	NE	NE		NE	NE	NE	NE		NE	NE	NE	NE	NE	NE		NE	NE	NE
Gastrointestinal disorders	Faeces soft	Female	230	46.5	1	0.4	229	46.0	0	0.0		*	Quasi-complete separation of data points detected.				*	WARNING: Negative of Hessian not positive definite.			NE		Algorithm converged.	NE	NE	NE		NE		Algorithm converged.	NE	NE
Gastrointestinal disorders	Flatulence	Male	265	53.5	2	0.8	269	54.0	3	1.1	0.67		Convergence criterion (GCONV=1E-8) satisfied.	0.11	4.07	-0.004		Algorithm converged.	-0.020	0.013	0.68		Algorithm converged.	0.11	4.02	0.6674	0.0503	1.48		Algorithm converged.	0.25	8.77
Gastrointestinal disorders	Flatulence	Female	230	46.5	3	1.3	229	46.0	0	0.0		*	Quasi-complete separation of data points detected.				*	WARNING: Negative of Hessian not positive definite.			NE		Algorithm converged.	NE	NE	NE		NE		Algorithm converged.	NE	NE
Gastrointestinal disorders	Gastric ulcer	Male	265	53.5	0	0.0	269	54.0	0	0.0	NE			NE	NE	NE		NE	NE	NE	NE		NE	NE	NE	NE	NE	NE		NE	NE	NE
Gastrointestinal disorders	Gastric ulcer	Female	230	46.5	1	0.4	229	46.0	0	0.0		*	Quasi-complete separation of data points detected.				*	WARNING: Negative of Hessian not positive definite.			NE		Algorithm converged.	NE	NE	NE		NE		Algorithm converged.	NE	NE
Gastrointestinal disorders	Gastritis	Male	265	53.5	0	0.0	269	54.0	4	1.5		*	Quasi-complete separation of data points detected.				*	ERROR: The mean parameter is either invalid or at a limit of its range for some observations.			0.00		Algorithm converged.	0.00	NE	0.9999	0.0058	>999.99		Algorithm converged.	0.00	NE
Gastrointestinal disorders	Gastritis	Female	230	46.5	2	0.9	229	46.0	0	0.0		*	Quasi-complete separation of data points detected.				*	WARNING: Negative of Hessian not positive definite.			NE		Algorithm converged.	NE	NE	NE		NE		Algorithm converged.	NE	NE
Gastrointestinal disorders	Gastrointestinal disorder	Male	265	53.5	0	0.0	269	54.0	1	0.4		*	Quasi-complete separation of data points detected.				*	ERROR: The mean parameter is either invalid or at a limit of its range for some observations.			0.00		Algorithm converged.	0.00	NE	0.9999	0.4127	>999.99		Algorithm converged.	0.00	NE
Gastrointestinal disorders	Gastrointestinal disorder	Female	230	46.5	1	0.4	229	46.0	2	0.9	0.50		Convergence criterion (GCONV=1E-8) satisfied.	0.04	5.50	-0.004		Algorithm converged.	-0.019	0.010	0.50		Algorithm converged.	0.05	5.45	0.5679		2.01		Algorithm converged.	0.18	22.00
Gastrointestinal disorders	Gastrointestinal haemorrhage	Male	265	53.5	1	0.4	269	54.0	1	0.4	1.02		Convergence criterion (GCONV=1E-8) satisfied.	0.06	16.31	0.000		Algorithm converged.	-0.010	0.010	1.02		Algorithm converged.	0.06	16.14	0.9915	0.9911	0.99		Algorithm converged.	0.06	15.67
Gastrointestinal disorders	Gastrointestinal haemorrhage	Female	230	46.5	2	0.9	229	46.0	2	0.9	1.00		Convergence criterion (GCONV=1E-8) satisfied.	0.14	7.13	0.000		Algorithm converged.	-0.017	0.017	1.00		Algorithm converged.	0.14	7.01	0.9965		1.00		Algorithm converged.	0.14	7.07
Gastrointestinal disorders	Gastrointestinal pain	Male	265	53.5	0	0.0	269	54.0	0	0.0	NE			NE	NE	NE		NE	NE	NE	NE		NE	NE	NE	NE	NE	NE		NE	NE	NE
Gastrointestinal disorders	Gastrointestinal pain	Female	230	46.5	3	1.3	229	46.0	0	0.0		*	Quasi-complete separation of data points detected.				*	WARNING: Negative of Hessian not positive definite.			NE		Algorithm converged.	NE	NE	NE		NE		Algorithm converged.	NE	NE
Gastrointestinal disorders	Gastrointestinal scarring	Male	265	53.5	0	0.0	269	54.0	1	0.4		*	Quasi-complete separation of data points detected.				*	ERROR: The mean parameter is either invalid or at a limit of its range for some observations.			0.00		Algorithm converged.	0.00	NE	0.9999	NE	>999.99		Algorithm converged.	0.00	NE
Gastrointestinal disorders	Gastrointestinal scarring	Female	230	46.5	0	0.0	229	46.0	0	0.0	NE			NE	NE	NE		NE	NE	NE	NE		NE	NE	NE	NE		NE		NE	NE	NE
Gastrointestinal disorders	Gastrointestinal toxicity	Male	265	53.5	0	0.0	269	54.0	0	0.0	NE			NE	NE	NE		NE	NE	NE	NE		NE	NE	NE	NE	NE	NE		NE	NE	NE
Gastrointestinal disorders	Gastrointestinal toxicity	Female	230	46.5	0	0.0	229	46.0	1	0.4		*	Quasi-complete separation of data points detected.				*	WARNING: Negative of Hessian not positive definite.			0.00		Algorithm converged.	0.00	NE	0.9999		>999.99		Algorithm converged.	0.00	NE
Gastrointestinal disorders	Gastrooesophageal reflux disease	Male	265	53.5	11	4.2	269	54.0	7	2.6	1.62		Convergence criterion (GCONV=1E-8) satisfied.	0.62	4.25	0.015		Algorithm converged.	-0.015	0.046	1.60		Algorithm converged.	0.63	4.05	0.3263	0.0695	0.63		Algorithm converged.	0.25	1.59
Gastrointestinal disorders	Gastrooesophageal reflux disease	Female	230	46.5	5	2.2	229	46.0	11	4.8	0.44		Convergence criterion (GCONV=1E-8) satisfied.	0.15	1.29	-0.026		Algorithm converged.	-0.060	0.007	0.45		Algorithm converged.	0.16	1.28	0.1356		2.21		Algorithm converged.	0.78	6.26
Gastrointestinal disorders	Gingival bleeding	Male	265	53.5	1	0.4	269	54.0	0	0.0		*	Quasi-complete separation of data points detected.				*	WARNING: Negative of Hessian not positive definite.			NE		Algorithm converged.	NE	NE	NE	0.0945	NE		Algorithm converged.	NE	NE
Gastrointestinal disorders	Gingival bleeding	Female	230	46.5	0	0.0	229	46.0	1	0.4		*	Quasi-complete separation of data points detected.				*	WARNING: Negative of Hessian not positive definite.			0.00		Algorithm converged.	0.00	NE	0.9999		>999.99		Algorithm converged.	0.00	NE
Gastrointestinal disorders	Gingival erythema	Male	265	53.5	0	0.0	269	54.0	1	0.4		*	Quasi-complete separation of data points detected.				*	ERROR: The mean parameter is either invalid or at a limit of its range for some observations.			0.00		Algorithm converged.	0.00	NE	0.9999	NE	>999.99		Algorithm converged.	0.00	NE
Gastrointestinal disorders	Gingival erythema	Female	230	46.5	0	0.0	229	46.0	0	0.0	NE			NE	NE	NE		NE	NE	NE	NE		NE	NE	NE	NE		NE		NE	NE	NE
Gastrointestinal disorders	Gingival pain	Male	265	53.5	2	0.8	269	54.0	2	0.7	1.02		Convergence criterion (GCONV=1E-8) satisfied.	0.14	7.26	0.000		Algorithm converged.	-0.015	0.015	1.02		Algorithm converged.	0.14	7.15	0.9880	0.2790	0.99		Algorithm converged.	0.14	6.94
Gastrointestinal disorders	Gingival pain	Female	230	46.5	1	0.4	229	46.0	0	0.0		*	Quasi-complete separation of data points detected.				*	WARNING: Negative of Hessian not positive definite.			NE		Algorithm converged.	NE	NE	NE		NE		Algorithm converged.	NE	NE
Gastrointestinal disorders	Gingival swelling	Male	265	53.5	0	0.0	269	54.0	2	0.7		*	Quasi-complete separation of data points detected.				*	ERROR: The mean parameter is either invalid or at a limit of its range for some observations.			0.00		Algorithm converged.	0.00	NE	0.9999	NE	>999.99		Algorithm converged.	0.00	NE
Gastrointestinal disorders	Gingival swelling	Female	230	46.5	0	0.0	229	46.0	0	0.0	NE			NE	NE	NE		NE	NE	NE	NE		NE	NE	NE	NE		NE		NE	NE	NE
Gastrointestinal disorders	Glossodynia	Male	265	53.5	0	0.0	269	54.0	0	0.0	NE			NE	NE	NE		NE	NE	NE	NE		NE	NE	NE	NE	NE	NE		NE	NE	NE
Gastrointestinal disorders	Glossodynia	Female	230	46.5	1	0.4	229	46.0	0	0.0		*	Quasi-complete separation of data points detected.				*	WARNING: Negative of Hessian not positive definite.			NE		Algorithm converged.	NE	NE	NE		NE		Algorithm converged.	NE	NE
Gastrointestinal disorders	Haematemesis	Male	265	53.5	0	0.0	269	54.0	0	0.0	NE			NE	NE	NE		NE	NE	NE	NE		NE	NE	NE	NE	NE	NE		NE	NE	NE
Gastrointestinal disorders	Haematemesis	Female	230	46.5	1	0.4	229	46.0	0	0.0		*	Quasi-complete separation of data points detected.				*	WARNING: Negative of Hessian not positive definite.			NE		Algorithm converged.	NE	NE	NE		NE		Algorithm converged.	NE	NE
Gastrointestinal disorders	Haematochezia	Male	265	53.5	0	0.0	269	54.0	4	1.5		*	Quasi-complete separation of data points detected.				*	ERROR: The mean parameter is either invalid or at a limit of its range for some observations.			0.00		Algorithm converged.	0.00	NE	0.9999	0.0138	>999.99		Algorithm converged.	0.00	NE
Gastrointestinal disorders	Haematochezia	Female	230	46.5	3	1.3	229	46.0	1	0.4	3.01		Convergence criterion (GCONV=1E-8) satisfied.	0.31	29.18	0.009		Algorithm converged.	-0.008	0.026	2.99		Algorithm converged.	0.31	28.50	0.3417		0.33		Algorithm converged.	0.04	3.19
Gastrointestinal disorders	Haemorrhoidal haemorrhage	Male	265	53.5	2	0.8	269	54.0	0	0.0		*	Quasi-complete separation of data points detected.				*	WARNING: Negative of Hessian not positive definite.			NE		Algorithm converged.	NE	NE	NE	0.0857	NE		Algorithm converged.	NE	NE
Gastrointestinal disorders	Haemorrhoidal haemorrhage	Female	230	46.5	1	0.4	229	46.0	2	0.9	0.50		Convergence criterion (GCONV=1E-8) satisfied.	0.04	5.50	-0.004		Algorithm converged.	-0.019	0.010	0.50		Algorithm converged.	0.05	5.45	0.5679		2.01		Algorithm converged.	0.18	22.00
Gastrointestinal disorders	Haemorrhoids	Male	265	53.5	7	2.6	269	54.0	6	2.2	1.19		Convergence criterion (GCONV=1E-8) satisfied.	0.39	3.59	0.004		Algorithm converged.	-0.022	0.030	1.18		Algorithm converged.	0.40	3.48	0.7583	0.6608	0.84		Algorithm converged.	0.29	2.48
Gastrointestinal disorders	Haemorrhoids	Female	230	46.5	5	2.2	229	46.0	6	2.6	0.83		Convergence criterion (GCONV=1E-8) satisfied.	0.25	2.75	-0.004		Algorithm converged.	-0.032	0.024	0.83		Algorithm converged.	0.26	2.68	0.7550		1.21		Algorithm converged.	0.37	3.89
Gastrointestinal disorders	Haemorrhoids thrombosed	Male	265	53.5	0	0.0	269	54.0	0	0.0	NE			NE	NE	NE		NE	NE	NE	NE		NE	NE	NE	NE	NE	NE		NE	NE	NE
Gastrointestinal disorders	Haemorrhoids thrombosed	Female	230	46.5	0	0.0	229	46.0	1	0.4		*	Quasi-complete separation of data points detected.				*	WARNING: Negative of Hessian not positive definite.			0.00		Algorithm converged.	0.00	NE	0.9999		>999.99		Algorithm converged.	0.00	NE
Gastrointestinal disorders	Hiatus hernia	Male	265	53.5	0	0.0	269	54.0	0	0.0	NE			NE	NE	NE		NE	NE	NE	NE		NE	NE	NE	NE	NE	NE		NE	NE	NE
Gastrointestinal disorders	Hiatus hernia	Female	230	46.5	0	0.0	229	46.0	1	0.4		*	Quasi-complete separation of data points detected.				*	WARNING: Negative of Hessian not positive definite.			0.00		Algorithm converged.	0.00	NE	0.9999		>999.99		Algorithm converged.	0.00	NE
Gastrointestinal disorders	Hyperaesthesia teeth	Male	265	53.5	0	0.0	269	54.0	0	0.0	NE			NE	NE	NE		NE	NE	NE	NE		NE	NE	NE	NE	NE	NE		NE	NE	NE
Gastrointestinal disorders	Hyperaesthesia teeth	Female	230	46.5	0	0.0	229	46.0	1	0.4		*	Quasi-complete separation of data points detected.				*	WARNING: Negative of Hessian not positive definite.			0.00		Algorithm converged.	0.00	NE	0.9999		>999.99		Algorithm converged.	0.00	NE
Gastrointestinal disorders	Hyperchlorhydria	Male	265	53.5	0	0.0	269	54.0	1	0.4		*	Quasi-complete separation of data points detected.				*	ERROR: The mean parameter is either invalid or at a limit of its range for some observations.			0.00		Algorithm converged.	0.00	NE	0.9999	NE	>999.99		Algorithm converged.	0.00	NE
Gastrointestinal disorders	Hyperchlorhydria	Female	230	46.5	0	0.0	229	46.0	0	0.0	NE			NE	NE	NE		NE	NE	NE	NE		NE	NE	NE	NE		NE		NE	NE	NE
Gastrointestinal disorders	Hypoaesthesia oral	Male	265	53.5	0	0.0	269	54.0	0	0.0	NE			NE	NE	NE		NE	NE	NE	NE		NE	NE	NE	NE	NE	NE		NE	NE	NE
Gastrointestinal disorders	Hypoaesthesia oral	Female	230	46.5	0	0.0	229	46.0	1	0.4		*	Quasi-complete separation of data points detected.				*	WARNING: Negative of Hessian not positive definite.			0.00		Algorithm converged.	0.00	NE	0.9999		>999.99		Algorithm converged.	0.00	NE
Gastrointestinal disorders	Ileus	Male	265	53.5	2	0.8	269	54.0	0	0.0		*	Quasi-complete separation of data points detected.				*	WARNING: Negative of Hessian not positive definite.			NE		Algorithm converged.	NE	NE	NE	0.0091	NE		Algorithm converged.	NE	NE
Gastrointestinal disorders	Ileus	Female	230	46.5	0	0.0	229	46.0	3	1.3		*	Quasi-complete separation of data points detected.				*	WARNING: Negative of Hessian not positive definite.			0.00		Algorithm converged.	0.00	NE	0.9999		>999.99		Algorithm converged.	0.00	NE
Gastrointestinal disorders	Impaired gastric emptying	Male	265	53.5	0	0.0	269	54.0	1	0.4		*	Quasi-complete separation of data points detected.				*	ERROR: The mean parameter is either invalid or at a limit of its range for some observations.			0.00		Algorithm converged.	0.00	NE	0.9999	NE	>999.99		Algorithm converged.	0.00	NE
Gastrointestinal disorders	Impaired gastric emptying	Female	230	46.5	0	0.0	229	46.0	0	0.0	NE			NE	NE	NE		NE	NE	NE	NE		NE	NE	NE	NE		NE		NE	NE	NE
Gastrointestinal disorders	Inguinal hernia	Male	265	53.5	0	0.0	269	54.0	1	0.4		*	Quasi-complete separation of data points detected.				*	ERROR: The mean parameter is either invalid or at a limit of its range for some observations.			0.00		Algorithm converged.	0.00	NE	0.9999	NE	>999.99		Algorithm converged.	0.00	NE
Gastrointestinal disorders	Inguinal hernia	Female	230	46.5	0	0.0	229	46.0	0	0.0	NE			NE	NE	NE		NE	NE	NE	NE		NE	NE	NE	NE		NE		NE	NE	NE
Gastrointestinal disorders	Intestinal obstruction	Male	265	53.5	1	0.4	269	54.0	0	0.0		*	Quasi-complete separation of data points detected.				*	WARNING: Negative of Hessian not positive definite.			NE		Algorithm converged.	NE	NE	NE	0.0945	NE		Algorithm converged.	NE	NE
Gastrointestinal disorders	Intestinal obstruction	Female	230	46.5	0	0.0	229	46.0	1	0.4		*	Quasi-complete separation of data points detected.				*	WARNING: Negative of Hessian not positive definite.			0.00		Algorithm converged.	0.00	NE	0.9999		>999.99		Algorithm converged.	0.00	NE
Gastrointestinal disorders	Intestinal perforation	Male	265	53.5	1	0.4	269	54.0	0	0.0		*	Quasi-complete separation of data points detected.				*	WARNING: Negative of Hessian not positive definite.			NE		Algorithm converged.	NE	NE	NE	0.4060	NE		Algorithm converged.	NE	NE
Gastrointestinal disorders	Intestinal perforation	Female	230	46.5	2	0.9	229	46.0	1	0.4	2.00		Convergence criterion (GCONV=1E-8) satisfied.	0.18	22.21	0.004		Algorithm converged.	-0.010	0.019	1.99		Algorithm converged.	0.18	21.81	0.5727		0.50		Algorithm converged.	0.05	5.50
Gastrointestinal disorders	Intra-abdominal haemorrhage	Male	265	53.5	0	0.0	269	54.0	0	0.0	NE			NE	NE	NE		NE	NE	NE	NE		NE	NE	NE	NE	NE	NE		NE	NE	NE
Gastrointestinal disorders	Intra-abdominal haemorrhage	Female	230	46.5	0	0.0	229	46.0	1	0.4		*	Quasi-complete separation of data points detected.				*	WARNING: Negative of Hessian not positive definite.			0.00		Algorithm converged.	0.00	NE	0.9999		>999.99		Algorithm converged.	0.00	NE
Gastrointestinal disorders	Large intestinal haemorrhage	Male	265	53.5	1	0.4	269	54.0	0	0.0		*	Quasi-complete separation of data points detected.				*	WARNING: Negative of Hessian not positive definite.			NE		Algorithm converged.	NE	NE	NE	NE	NE		Algorithm converged.	NE	NE
Gastrointestinal disorders	Large intestinal haemorrhage	Female	230	46.5	0	0.0	229	46.0	0	0.0	NE			NE	NE	NE		NE	NE	NE	NE		NE	NE	NE	NE		NE		NE	NE	NE
Gastrointestinal disorders	Large intestine polyp	Male	265	53.5	0	0.0	269	54.0	2	0.7		*	Quasi-complete separation of data points detected.				*	ERROR: The mean parameter is either invalid or at a limit of its range for some observations.			0.00		Algorithm converged.	0.00	NE	0.9999	NE	>999.99		Algorithm converged.	0.00	NE
Gastrointestinal disorders	Large intestine polyp	Female	230	46.5	0	0.0	229	46.0	0	0.0	NE			NE	NE	NE		NE	NE	NE	NE		NE	NE	NE	NE		NE		NE	NE	NE
Gastrointestinal disorders	Leukoplakia oral	Male	265	53.5	0	0.0	269	54.0	0	0.0	NE			NE	NE	NE		NE	NE	NE	NE		NE	NE	NE	NE	NE	NE		NE	NE	NE
Gastrointestinal disorders	Leukoplakia oral	Female	230	46.5	0	0.0	229	46.0	1	0.4		*	Quasi-complete separation of data points detected.				*	WARNING: Negative of Hessian not positive definite.			0.00		Algorithm converged.	0.00	NE	0.9999		>999.99		Algorithm converged.	0.00	NE
Gastrointestinal disorders	Lip pain	Male	265	53.5	1	0.4	269	54.0	0	0.0		*	Quasi-complete separation of data points detected.				*	WARNING: Negative of Hessian not positive definite.			NE		Algorithm converged.	NE	NE	NE	1.0000	NE		Algorithm converged.	NE	NE
Gastrointestinal disorders	Lip pain	Female	230	46.5	1	0.4	229	46.0	0	0.0		*	Quasi-complete separation of data points detected.				*	WARNING: Negative of Hessian not positive definite.			NE		Algorithm converged.	NE	NE	NE		NE		Algorithm converged.	NE	NE
Gastrointestinal disorders	Lip scab	Male	265	53.5	0	0.0	269	54.0	1	0.4		*	Quasi-complete separation of data points detected.				*	ERROR: The mean parameter is either invalid or at a limit of its range for some observations.			0.00		Algorithm converged.	0.00	NE	0.9999	NE	>999.99		Algorithm converged.	0.00	NE
Gastrointestinal disorders	Lip scab	Female	230	46.5	0	0.0	229	46.0	0	0.0	NE			NE	NE	NE		NE	NE	NE	NE		NE	NE	NE	NE		NE		NE	NE	NE
Gastrointestinal disorders	Lip ulceration	Male	265	53.5	0	0.0	269	54.0	1	0.4		*	Quasi-complete separation of data points detected.				*	ERROR: The mean parameter is either invalid or at a limit of its range for some observations.			0.00		Algorithm converged.	0.00	NE	0.9999	0.0968	>999.99		Algorithm converged.	0.00	NE
Gastrointestinal disorders	Lip ulceration	Female	230	46.5	1	0.4	229	46.0	0	0.0		*	Quasi-complete separation of data points detected.				*	WARNING: Negative of Hessian not positive definite.			NE		Algorithm converged.	NE	NE	NE		NE		Algorithm converged.	NE	NE
Gastrointestinal disorders	Loose tooth	Male	265	53.5	0	0.0	269	54.0	0	0.0	NE			NE	NE	NE		NE	NE	NE	NE		NE	NE	NE	NE	NE	NE		NE	NE	NE
Gastrointestinal disorders	Loose tooth	Female	230	46.5	1	0.4	229	46.0	0	0.0		*	Quasi-complete separation of data points detected.				*	WARNING: Negative of Hessian not positive definite.			NE		Algorithm converged.	NE	NE	NE		NE		Algorithm converged.	NE	NE
Gastrointestinal disorders	Lower gastrointestinal haemorrhage	Male	265	53.5	2	0.8	269	54.0	1	0.4	2.04		Convergence criterion (GCONV=1E-8) satisfied.	0.18	22.61	0.004		Algorithm converged.	-0.009	0.017	2.03		Algorithm converged.	0.19	22.26	0.5622	0.4127	0.49		Algorithm converged.	0.04	5.40
Gastrointestinal disorders	Lower gastrointestinal haemorrhage	Female	230	46.5	1	0.4	229	46.0	0	0.0		*	Quasi-complete separation of data points detected.				*	WARNING: Negative of Hessian not positive definite.			NE		Algorithm converged.	NE	NE	NE		NE		Algorithm converged.	NE	NE
Gastrointestinal disorders	Malpositioned teeth	Male	265	53.5	0	0.0	269	54.0	0	0.0	NE			NE	NE	NE		NE	NE	NE	NE		NE	NE	NE	NE	NE	NE		NE	NE	NE
Gastrointestinal disorders	Malpositioned teeth	Female	230	46.5	1	0.4	229	46.0	0	0.0		*	Quasi-complete separation of data points detected.				*	WARNING: Negative of Hessian not positive definite.			NE		Algorithm converged.	NE	NE	NE		NE		Algorithm converged.	NE	NE
Gastrointestinal disorders	Melaena	Male	265	53.5	1	0.4	269	54.0	1	0.4	1.02		Convergence criterion (GCONV=1E-8) satisfied.	0.06	16.31	0.000		Algorithm converged.	-0.010	0.010	1.02		Algorithm converged.	0.06	16.14	0.9915	0.3089	0.99		Algorithm converged.	0.06	15.67
Gastrointestinal disorders	Melaena	Female	230	46.5	1	0.4	229	46.0	0	0.0		*	Quasi-complete separation of data points detected.				*	WARNING: Negative of Hessian not positive definite.			NE		Algorithm converged.	NE	NE	NE		NE		Algorithm converged.	NE	NE
Gastrointestinal disorders	Mouth haemorrhage	Male	265	53.5	0	0.0	269	54.0	2	0.7		*	Quasi-complete separation of data points detected.				*	ERROR: The mean parameter is either invalid or at a limit of its range for some observations.			0.00		Algorithm converged.	0.00	NE	0.9999	NE	>999.99		Algorithm converged.	0.00	NE
Gastrointestinal disorders	Mouth haemorrhage	Female	230	46.5	0	0.0	229	46.0	0	0.0	NE			NE	NE	NE		NE	NE	NE	NE		NE	NE	NE	NE		NE		NE	NE	NE
Gastrointestinal disorders	Mouth swelling	Male	265	53.5	0	0.0	269	54.0	0	0.0	NE			NE	NE	NE		NE	NE	NE	NE		NE	NE	NE	NE	NE	NE		NE	NE	NE
Gastrointestinal disorders	Mouth swelling	Female	230	46.5	0	0.0	229	46.0	1	0.4		*	Quasi-complete separation of data points detected.				*	WARNING: Negative of Hessian not positive definite.			0.00		Algorithm converged.	0.00	NE	0.9999		>999.99		Algorithm converged.	0.00	NE
Gastrointestinal disorders	Mouth ulceration	Male	265	53.5	4	1.5	269	54.0	8	3.0	0.50		Convergence criterion (GCONV=1E-8) satisfied.	0.15	1.68	-0.015		Algorithm converged.	-0.040	0.010	0.51		Algorithm converged.	0.15	1.67	0.2633	0.4141	1.97		Algorithm converged.	0.60	6.46
Gastrointestinal disorders	Mouth ulceration	Female	230	46.5	6	2.6	229	46.0	6	2.6	1.00		Convergence criterion (GCONV=1E-8) satisfied.	0.32	3.13	0.000		Algorithm converged.	-0.029	0.029	1.00		Algorithm converged.	0.33	3.04	0.9939		1.00		Algorithm converged.	0.33	3.07
Gastrointestinal disorders	Nausea	Male	265	53.5	85	32.1	269	54.0	81	30.1	1.10		Convergence criterion (GCONV=1E-8) satisfied.	0.76	1.58	0.020		Algorithm converged.	-0.059	0.098	1.07		Algorithm converged.	0.83	1.37	0.6241	0.8830	0.94		Algorithm converged.	0.73	1.21
Gastrointestinal disorders	Nausea	Female	230	46.5	102	44.3	229	46.0	93	40.6	1.17		Convergence criterion (GCONV=1E-8) satisfied.	0.80	1.69	0.037		Algorithm converged.	-0.053	0.128	1.09		Algorithm converged.	0.88	1.35	0.4186		0.92		Algorithm converged.	0.74	1.13
Gastrointestinal disorders	Necrotising colitis	Male	265	53.5	1	0.4	269	54.0	0	0.0		*	Quasi-complete separation of data points detected.				*	WARNING: Negative of Hessian not positive definite.			NE		Algorithm converged.	NE	NE	NE	NE	NE		Algorithm converged.	NE	NE
Gastrointestinal disorders	Necrotising colitis	Female	230	46.5	0	0.0	229	46.0	0	0.0	NE			NE	NE	NE		NE	NE	NE	NE		NE	NE	NE	NE		NE		NE	NE	NE
Gastrointestinal disorders	Neutropenic colitis	Male	265	53.5	1	0.4	269	54.0	0	0.0		*	Quasi-complete separation of data points detected.				*	WARNING: Negative of Hessian not positive definite.			NE		Algorithm converged.	NE	NE	NE	NE	NE		Algorithm converged.	NE	NE
Gastrointestinal disorders	Neutropenic colitis	Female	230	46.5	0	0.0	229	46.0	0	0.0	NE			NE	NE	NE		NE	NE	NE	NE		NE	NE	NE	NE		NE		NE	NE	NE
Gastrointestinal disorders	Noninfective gingivitis	Male	265	53.5	0	0.0	269	54.0	0	0.0	NE			NE	NE	NE		NE	NE	NE	NE		NE	NE	NE	NE	NE	NE		NE	NE	NE
Gastrointestinal disorders	Noninfective gingivitis	Female	230	46.5	0	0.0	229	46.0	1	0.4		*	Quasi-complete separation of data points detected.				*	WARNING: Negative of Hessian not positive definite.			0.00		Algorithm converged.	0.00	NE	0.9999		>999.99		Algorithm converged.	0.00	NE
Gastrointestinal disorders	Obstruction gastric	Male	265	53.5	0	0.0	269	54.0	0	0.0	NE			NE	NE	NE		NE	NE	NE	NE		NE	NE	NE	NE	NE	NE		NE	NE	NE

Gastrointestinal disorders	Obstruction gastric	Female	230	46.5	0	0.0	229	46.0	1	0.4		*	Quasi-complete separation of data points detected.				*	WARNING: Negative of Hessian not positive definite.			0.00		Algorithm converged.	0.00	NE	0.9999		>999.99		Algorithm converged.	0.00	NE
Gastrointestinal disorders	Odynophagia	Male	265	53.5	0	0.0	269	54.0	1	0.4		*	Quasi-complete separation of data points detected.				*	ERROR: The mean parameter is either invalid or at a limit of its range for some observations.			0.00		Algorithm converged.	0.00	NE	0.9999	0.0343	>999.99		Algorithm converged.	0.00	NE
Gastrointestinal disorders	Odynophagia	Female	230	46.5	3	1.3	229	46.0	0	0.0		*	Quasi-complete separation of data points detected.				*	WARNING: Negative of Hessian not positive definite.			NE		Algorithm converged.	NE	NE	NE		NE		Algorithm converged.	NE	NE
Gastrointestinal disorders	Oedema mouth	Male	265	53.5	0	0.0	269	54.0	0	0.0	NE			NE	NE	NE		NE	NE	NE	NE		NE	NE	NE	NE	NE	NE		NE	NE	NE
Gastrointestinal disorders	Oedema mouth	Female	230	46.5	0	0.0	229	46.0	1	0.4		*	Quasi-complete separation of data points detected.				*	WARNING: Negative of Hessian not positive definite.			0.00		Algorithm converged.	0.00	NE	0.9999		>999.99		Algorithm converged.	0.00	NE
Gastrointestinal disorders	Oesophageal achalasia	Male	265	53.5	0	0.0	269	54.0	0	0.0	NE			NE	NE	NE		NE	NE	NE	NE		NE	NE	NE	NE	NE	NE		NE	NE	NE
Gastrointestinal disorders	Oesophageal achalasia	Female	230	46.5	1	0.4	229	46.0	0	0.0		*	Quasi-complete separation of data points detected.				*	WARNING: Negative of Hessian not positive definite.			NE		Algorithm converged.	NE	NE	NE		NE		Algorithm converged.	NE	NE
Gastrointestinal disorders	Oesophageal discomfort	Male	265	53.5	0	0.0	269	54.0	0	0.0	NE			NE	NE	NE		NE	NE	NE	NE		NE	NE	NE	NE	NE	NE		NE	NE	NE
Gastrointestinal disorders	Oesophageal discomfort	Female	230	46.5	0	0.0	229	46.0	1	0.4		*	Quasi-complete separation of data points detected.				*	WARNING: Negative of Hessian not positive definite.			0.00		Algorithm converged.	0.00	NE	0.9999		>999.99		Algorithm converged.	0.00	NE
Gastrointestinal disorders	Oesophageal pain	Male	265	53.5	0	0.0	269	54.0	0	0.0	NE			NE	NE	NE		NE	NE	NE	NE		NE	NE	NE	NE	1.0000	NE		NE	NE	NE
Gastrointestinal disorders	Oesophageal pain	Female	230	46.5	1	0.4	229	46.0	1	0.4	1.00		Convergence criterion (GCONV=1E-8) satisfied.	0.06	16.01	0.000		Algorithm converged.	-0.012	0.012	1.00		Algorithm converged.	0.06	15.82	0.9975		1.00		Algorithm converged.	0.06	15.96
Gastrointestinal disorders	Oesophageal stenosis	Male	265	53.5	1	0.4	269	54.0	0	0.0		*	Quasi-complete separation of data points detected.				*	WARNING: Negative of Hessian not positive definite.			NE		Algorithm converged.	NE	NE	NE	NE	NE		Algorithm converged.	NE	NE
Gastrointestinal disorders	Oesophageal stenosis	Female	230	46.5	0	0.0	229	46.0	0	0.0	NE			NE	NE	NE		NE	NE	NE	NE		NE	NE	NE	NE		NE		NE	NE	NE
Gastrointestinal disorders	Oesophagitis	Male	265	53.5	1	0.4	269	54.0	1	0.4	1.02		Convergence criterion (GCONV=1E-8) satisfied.	0.06	16.31	0.000		Algorithm converged.	-0.010	0.010	1.02		Algorithm converged.	0.06	16.14	0.9915	0.3089	0.99		Algorithm converged.	0.06	15.67
Gastrointestinal disorders	Oesophagitis	Female	230	46.5	1	0.4	229	46.0	0	0.0		*	Quasi-complete separation of data points detected.				*	WARNING: Negative of Hessian not positive definite.			NE		Algorithm converged.	NE	NE	NE		NE		Algorithm converged.	NE	NE
Gastrointestinal disorders	Oral discomfort	Male	265	53.5	0	0.0	269	54.0	0	0.0	NE			NE	NE	NE		NE	NE	NE	NE		NE	NE	NE	NE	NE	NE		NE	NE	NE
Gastrointestinal disorders	Oral discomfort	Female	230	46.5	1	0.4	229	46.0	0	0.0		*	Quasi-complete separation of data points detected.				*	WARNING: Negative of Hessian not positive definite.			NE		Algorithm converged.	NE	NE	NE		NE		Algorithm converged.	NE	NE
Gastrointestinal disorders	Oral dysaesthesia	Male	265	53.5	0	0.0	269	54.0	0	0.0	NE			NE	NE	NE		NE	NE	NE	NE		NE	NE	NE	NE	1.0000	NE		NE	NE	NE
Gastrointestinal disorders	Oral dysaesthesia	Female	230	46.5	1	0.4	229	46.0	1	0.4	1.00		Convergence criterion (GCONV=1E-8) satisfied.	0.06	16.01	0.000		Algorithm converged.	-0.012	0.012	1.00		Algorithm converged.	0.06	15.82	0.9975		1.00		Algorithm converged.	0.06	15.96
Gastrointestinal disorders	Oral pain	Male	265	53.5	3	1.1	269	54.0	3	1.1	1.02		Convergence criterion (GCONV=1E-8) satisfied.	0.20	5.08	0.000		Algorithm converged.	-0.018	0.018	1.02		Algorithm converged.	0.21	4.98	0.9853	0.2991	0.99		Algorithm converged.	0.20	4.84
Gastrointestinal disorders	Oral pain	Female	230	46.5	4	1.7	229	46.0	1	0.4	4.04		Convergence criterion (GCONV=1E-8) satisfied.	0.45	36.38	0.013		Algorithm converged.	-0.006	0.032	3.98		Algorithm converged.	0.45	35.36	0.2148		0.25		Algorithm converged.	0.03	2.23
Gastrointestinal disorders	Oral pruritus	Male	265	53.5	1	0.4	269	54.0	0	0.0		*	Quasi-complete separation of data points detected.				*	WARNING: Negative of Hessian not positive definite.			NE		Algorithm converged.	NE	NE	NE	0.0945	NE		Algorithm converged.	NE	NE
Gastrointestinal disorders	Oral pruritus	Female	230	46.5	0	0.0	229	46.0	1	0.4		*	Quasi-complete separation of data points detected.				*	WARNING: Negative of Hessian not positive definite.			0.00		Algorithm converged.	0.00	NE	0.9999		>999.99		Algorithm converged.	0.00	NE
Gastrointestinal disorders	Pancreatic disorder	Male	265	53.5	0	0.0	269	54.0	1	0.4		*	Quasi-complete separation of data points detected.				*	ERROR: The mean parameter is either invalid or at a limit of its range for some observations.			0.00		Algorithm converged.	0.00	NE	0.9999	1.0000	>999.99		Algorithm converged.	0.00	NE
Gastrointestinal disorders	Pancreatic disorder	Female	230	46.5	0	0.0	229	46.0	1	0.4		*	Quasi-complete separation of data points detected.				*	WARNING: Negative of Hessian not positive definite.			0.00		Algorithm converged.	0.00	NE	0.9999		>999.99		Algorithm converged.	0.00	NE
Gastrointestinal disorders	Pancreatic failure	Male	265	53.5	0	0.0	269	54.0	0	0.0	NE			NE	NE	NE		NE	NE	NE	NE		NE	NE	NE	NE	NE	NE		NE	NE	NE
Gastrointestinal disorders	Pancreatic failure	Female	230	46.5	1	0.4	229	46.0	0	0.0		*	Quasi-complete separation of data points detected.				*	WARNING: Negative of Hessian not positive definite.			NE		Algorithm converged.	NE	NE	NE		NE		Algorithm converged.	NE	NE
Gastrointestinal disorders	Pancreatitis	Male	265	53.5	0	0.0	269	54.0	0	0.0	NE			NE	NE	NE		NE	NE	NE	NE		NE	NE	NE	NE	1.0000	NE		NE	NE	NE
Gastrointestinal disorders	Pancreatitis	Female	230	46.5	1	0.4	229	46.0	1	0.4	1.00		Convergence criterion (GCONV=1E-8) satisfied.	0.06	16.01	0.000		Algorithm converged.	-0.012	0.012	1.00		Algorithm converged.	0.06	15.82	0.9975		1.00		Algorithm converged.	0.06	15.96
Gastrointestinal disorders	Paraesthesia oral	Male	265	53.5	2	0.8	269	54.0	1	0.4	2.04		Convergence criterion (GCONV=1E-8) satisfied.	0.18	22.61	0.004		Algorithm converged.	-0.009	0.017	2.03		Algorithm converged.	0.19	22.26	0.5622	0.4127	0.49		Algorithm converged.	0.04	5.40
Gastrointestinal disorders	Paraesthesia oral	Female	230	46.5	1	0.4	229	46.0	0	0.0		*	Quasi-complete separation of data points detected.				*	WARNING: Negative of Hessian not positive definite.			NE		Algorithm converged.	NE	NE	NE		NE		Algorithm converged.	NE	NE
Gastrointestinal disorders	Periodontal disease	Male	265	53.5	1	0.4	269	54.0	0	0.0		*	Quasi-complete separation of data points detected.				*	WARNING: Negative of Hessian not positive definite.			NE		Algorithm converged.	NE	NE	NE	1.0000	NE		Algorithm converged.	NE	NE
Gastrointestinal disorders	Periodontal disease	Female	230	46.5	2	0.9	229	46.0	0	0.0		*	Quasi-complete separation of data points detected.				*	WARNING: Negative of Hessian not positive definite.			NE		Algorithm converged.	NE	NE	NE		NE		Algorithm converged.	NE	NE
Gastrointestinal disorders	Post-tussive vomiting	Male	265	53.5	1	0.4	269	54.0	0	0.0		*	Quasi-complete separation of data points detected.				*	WARNING: Negative of Hessian not positive definite.			NE		Algorithm converged.	NE	NE	NE	NE	NE		Algorithm converged.	NE	NE
Gastrointestinal disorders	Post-tussive vomiting	Female	230	46.5	0	0.0	229	46.0	0	0.0	NE			NE	NE	NE		NE	NE	NE	NE		NE	NE	NE	NE		NE		NE	NE	NE
Gastrointestinal disorders	Proctalgia	Male	265	53.5	4	1.5	269	54.0	3	1.1	1.36		Convergence criterion (GCONV=1E-8) satisfied.	0.30	6.13	0.004		Algorithm converged.	-0.015	0.023	1.35		Algorithm converged.	0.31	5.99	0.6900	0.7863	0.74		Algorithm converged.	0.17	3.27
Gastrointestinal disorders	Proctalgia	Female	230	46.5	2	0.9	229	46.0	1	0.4	2.00		Convergence criterion (GCONV=1E-8) satisfied.	0.18	22.21	0.004		Algorithm converged.	-0.010	0.019	1.99		Algorithm converged.	0.18	21.81	0.5727		0.50		Algorithm converged.	0.05	5.50
Gastrointestinal disorders	Proctitis	Male	265	53.5	1	0.4	269	54.0	0	0.0		*	Quasi-complete separation of data points detected.				*	WARNING: Negative of Hessian not positive definite.			NE		Algorithm converged.	NE	NE	NE	NE	NE		Algorithm converged.	NE	NE
Gastrointestinal disorders	Proctitis	Female	230	46.5	0	0.0	229	46.0	0	0.0	NE			NE	NE	NE		NE	NE	NE	NE		NE	NE	NE	NE		NE		NE	NE	NE
Gastrointestinal disorders	Rectal haemorrhage	Male	265	53.5	3	1.1	269	54.0	2	0.7	1.53		Convergence criterion (GCONV=1E-8) satisfied.	0.25	9.22	0.004		Algorithm converged.	-0.012	0.020	1.52		Algorithm converged.	0.26	9.04	0.6436	0.8594	0.66		Algorithm converged.	0.11	3.90
Gastrointestinal disorders	Rectal haemorrhage	Female	230	46.5	2	0.9	229	46.0	1	0.4	2.00		Convergence criterion (GCONV=1E-8) satisfied.	0.18	22.21	0.004		Algorithm converged.	-0.010	0.019	1.99		Algorithm converged.	0.18	21.81	0.5727		0.50		Algorithm converged.	0.05	5.50
Gastrointestinal disorders	Retching	Male	265	53.5	0	0.0	269	54.0	0	0.0	NE			NE	NE	NE		NE	NE	NE	NE		NE	NE	NE	NE	NE	NE		NE	NE	NE
Gastrointestinal disorders	Retching	Female	230	46.5	0	0.0	229	46.0	1	0.4		*	Quasi-complete separation of data points detected.				*	WARNING: Negative of Hessian not positive definite.			0.00		Algorithm converged.	0.00	NE	0.9999		>999.99		Algorithm converged.	0.00	NE
Gastrointestinal disorders	Small intestinal obstruction	Male	265	53.5	0	0.0	269	54.0	2	0.7		*	Quasi-complete separation of data points detected.				*	ERROR: The mean parameter is either invalid or at a limit of its range for some observations.			0.00		Algorithm converged.	0.00	NE	0.9999	1.0000	>999.99		Algorithm converged.	0.00	NE
Gastrointestinal disorders	Small intestinal obstruction	Female	230	46.5	0	0.0	229	46.0	3	1.3		*	Quasi-complete separation of data points detected.				*	WARNING: Negative of Hessian not positive definite.			0.00		Algorithm converged.	0.00	NE	0.9999		>999.99		Algorithm converged.	0.00	NE
Gastrointestinal disorders	Small intestinal perforation	Male	265	53.5	0	0.0	269	54.0	1	0.4		*	Quasi-complete separation of data points detected.				*	ERROR: The mean parameter is either invalid or at a limit of its range for some observations.			0.00		Algorithm converged.	0.00	NE	0.9999	NE	>999.99		Algorithm converged.	0.00	NE
Gastrointestinal disorders	Small intestinal perforation	Female	230	46.5	0	0.0	229	46.0	0	0.0	NE			NE	NE	NE		NE	NE	NE	NE		NE	NE	NE	NE		NE		NE	NE	NE
Gastrointestinal disorders	Stomatitis	Male	265	53.5	17	6.4	269	54.0	12	4.5	1.47		Convergence criterion (GCONV=1E-8) satisfied.	0.69	3.14	0.020		Algorithm converged.	-0.019	0.058	1.44		Algorithm converged.	0.70	2.95	0.3222	0.9999	0.70		Algorithm converged.	0.34	1.43
Gastrointestinal disorders	Stomatitis	Female	230	46.5	26	11.3	229	46.0	18	7.9	1.49		Convergence criterion (GCONV=1E-8) satisfied.	0.79	2.81	0.034		Algorithm converged.	-0.019	0.088	1.44		Algorithm converged.	0.81	2.55	0.2135		0.70		Algorithm converged.	0.39	1.23
Gastrointestinal disorders	Subileus	Male	265	53.5	1	0.4	269	54.0	1	0.4	1.02		Convergence criterion (GCONV=1E-8) satisfied.	0.06	16.31	0.000		Algorithm converged.	-0.010	0.010	1.02		Algorithm converged.	0.06	16.14	0.9915	1.0000	0.99		Algorithm converged.	0.06	15.67
Gastrointestinal disorders	Subileus	Female	230	46.5	0	0.0	229	46.0	0	0.0	NE			NE	NE	NE		NE	NE	NE	NE		NE	NE	NE	NE		NE		NE	NE	NE
Gastrointestinal disorders	Swollen tongue	Male	265	53.5	0	0.0	269	54.0	0	0.0	NE			NE	NE	NE		NE	NE	NE	NE		NE	NE	NE	NE	NE	NE		NE	NE	NE
Gastrointestinal disorders	Swollen tongue	Female	230	46.5	0	0.0	229	46.0	1	0.4		*	Quasi-complete separation of data points detected.				*	WARNING: Negative of Hessian not positive definite.			0.00		Algorithm converged.	0.00	NE	0.9999		>999.99		Algorithm converged.	0.00	NE
Gastrointestinal disorders	Tongue blistering	Male	265	53.5	0	0.0	269	54.0	0	0.0	NE			NE	NE	NE		NE	NE	NE	NE		NE	NE	NE	NE	NE	NE		NE	NE	NE
Gastrointestinal disorders	Tongue blistering	Female	230	46.5	0	0.0	229	46.0	1	0.4		*	Quasi-complete separation of data points detected.				*	WARNING: Negative of Hessian not positive definite.			0.00		Algorithm converged.	0.00	NE	0.9999		>999.99		Algorithm converged.	0.00	NE
Gastrointestinal disorders	Tongue coated	Male	265	53.5	0	0.0	269	54.0	0	0.0	NE			NE	NE	NE		NE	NE	NE	NE		NE	NE	NE	NE	NE	NE		NE	NE	NE
Gastrointestinal disorders	Tongue coated	Female	230	46.5	2	0.9	229	46.0	0	0.0		*	Quasi-complete separation of data points detected.				*	WARNING: Negative of Hessian not positive definite.			NE		Algorithm converged.	NE	NE	NE		NE		Algorithm converged.	NE	NE
Gastrointestinal disorders	Tongue discolouration	Male	265	53.5	0	0.0	269	54.0	1	0.4		*	Quasi-complete separation of data points detected.				*	ERROR: The mean parameter is either invalid or at a limit of its range for some observations.			0.00		Algorithm converged.	0.00	NE	0.9999	NE	>999.99		Algorithm converged.	0.00	NE
Gastrointestinal disorders	Tongue discolouration	Female	230	46.5	0	0.0	229	46.0	0	0.0	NE			NE	NE	NE		NE	NE	NE	NE		NE	NE	NE	NE		NE		NE	NE	NE
Gastrointestinal disorders	Tongue pigmentation	Male	265	53.5	0	0.0	269	54.0	0	0.0	NE			NE	NE	NE		NE	NE	NE	NE		NE	NE	NE	NE	NE	NE		NE	NE	NE
Gastrointestinal disorders	Tongue pigmentation	Female	230	46.5	0	0.0	229	46.0	1	0.4		*	Quasi-complete separation of data points detected.				*	WARNING: Negative of Hessian not positive definite.			0.00		Algorithm converged.	0.00	NE	0.9999		>999.99		Algorithm converged.	0.00	NE
Gastrointestinal disorders	Tongue ulceration	Male	265	53.5	1	0.4	269	54.0	0	0.0		*	Quasi-complete separation of data points detected.				*	WARNING: Negative of Hessian not positive definite.			NE		Algorithm converged.	NE	NE	NE	NE	NE		Algorithm converged.	NE	NE
Gastrointestinal disorders	Tongue ulceration	Female	230	46.5	0	0.0	229	46.0	0	0.0	NE			NE	NE	NE		NE	NE	NE	NE		NE	NE	NE	NE		NE		NE	NE	NE
Gastrointestinal disorders	Tooth loss	Male	265	53.5	1	0.4	269	54.0	1	0.4	1.02		Convergence criterion (GCONV=1E-8) satisfied.	0.06	16.31	0.000		Algorithm converged.	-0.010	0.010	1.02		Algorithm converged.	0.06	16.14	0.9915	1.0000	0.99		Algorithm converged.	0.06	15.67
Gastrointestinal disorders	Tooth loss	Female	230	46.5	0	0.0	229	46.0	0	0.0	NE			NE	NE	NE		NE	NE	NE	NE		NE	NE	NE	NE		NE		NE	NE	NE
Gastrointestinal disorders	Toothache	Male	265	53.5	4	1.5	269	54.0	4	1.5	1.02		Convergence criterion (GCONV=1E-8) satisfied.	0.25	4.10	0.000		Algorithm converged.	-0.020	0.021	1.02		Algorithm converged.	0.26	4.02	0.9830	0.9873	0.99		Algorithm converged.	0.25	3.90
Gastrointestinal disorders	Toothache	Female	230	46.5	2	0.9	229	46.0	2	0.9	1.00		Convergence criterion (GCONV=1E-8) satisfied.	0.14	7.13	0.000		Algorithm converged.	-0.017	0.017	1.00		Algorithm converged.	0.14	7.01	0.9965		1.00		Algorithm converged.	0.14	7.07
Gastrointestinal disorders	Umbilical hernia	Male	265	53.5	0	0.0	269	54.0	1	0.4		*	Quasi-complete separation of data points detected.				*	ERROR: The mean parameter is either invalid or at a limit of its range for some observations.			0.00		Algorithm converged.	0.00	NE	0.9999	NE	>999.99		Algorithm converged.	0.00	NE
Gastrointestinal disorders	Umbilical hernia	Female	230	46.5	0	0.0	229	46.0	0	0.0	NE			NE	NE	NE		NE	NE	NE	NE		NE	NE	NE	NE		NE		NE	NE	NE
Gastrointestinal disorders	Upper gastrointestinal haemorrhage	Male	265	53.5	1	0.4	269	54.0	0	0.0		*	Quasi-complete separation of data points detected.				*	WARNING: Negative of Hessian not positive definite.			NE		Algorithm converged.	NE	NE	NE	NE	NE		Algorithm converged.	NE	NE
Gastrointestinal disorders	Upper gastrointestinal haemorrhage	Female	230	46.5	0	0.0	229	46.0	0	0.0	NE			NE	NE	NE		NE	NE	NE	NE		NE	NE	NE	NE		NE		NE	NE	NE
Gastrointestinal disorders	Vomiting	Male	265	53.5	24	9.1	269	54.0	32	11.9	0.74		Convergence criterion (GCONV=1E-8) satisfied.	0.42	1.29	-0.028		Algorithm converged.	-0.080	0.023	0.76		Algorithm converged.	0.46	1.26	0.2864	0.2283	1.31		Algorithm converged.	0.80	2.17
Gastrointestinal disorders	Vomiting	Female	230	46.5	44	19.1	229	46.0	39	17.0	1.15		Convergence criterion (GCONV=1E-8) satisfied.	0.72	1.86	0.021		Algorithm converged.	-0.049	0.091	1.12		Algorithm converged.	0.76	1.66	0.5593		0.89		Algorithm converged.	0.60	1.32
General disorders and administration site conditions		Male	265	53.5	151	57.0	269	54.0	163	60.6	0.86		Convergence criterion (GCONV=1E-8) satisfied.	0.61	1.22	-0.036		Algorithm converged.	-0.120	0.047	0.94		Algorithm converged.	0.82	1.08	0.3968	0.6742	1.06		Algorithm converged.	0.92	1.23
General disorders and administration site conditions		Female	230	46.5	142	61.7	229	46.0	144	62.9	0.95		Convergence criterion (GCONV=1E-8) satisfied.	0.65	1.39	-0.011		Algorithm converged.	-0.100	0.077	0.98		Algorithm converged.	0.85	1.13	0.8006		1.02		Algorithm converged.	0.88	1.17
General disorders and administration site conditions	Administration site extravasation	Male	265	53.5	0	0.0	269	54.0	0	0.0	NE			NE	NE	NE		NE	NE	NE	NE		NE	NE	NE	NE	NE	NE		NE	NE	NE
General disorders and administration site conditions	Administration site extravasation	Female	230	46.5	1	0.4	229	46.0	0	0.0		*	Quasi-complete separation of data points detected.				*	WARNING: Negative of Hessian not positive definite.			NE		Algorithm converged.	NE	NE	NE		NE		Algorithm converged.	NE	NE
General disorders and administration site conditions	Application site pain	Male	265	53.5	0	0.0	269	54.0	1	0.4		*	Quasi-complete separation of data points detected.				*	ERROR: The mean parameter is either invalid or at a limit of its range for some observations.			0.00		Algorithm converged.	0.00	NE	0.9999	NE	>999.99		Algorithm converged.	0.00	NE
General disorders and administration site conditions	Application site pain	Female	230	46.5	0	0.0	229	46.0	0	0.0	NE			NE	NE	NE		NE	NE	NE	NE		NE	NE	NE	NE		NE		NE	NE	NE
General disorders and administration site conditions	Asthenia	Male	265	53.5	29	10.9	269	54.0	33	12.3	0.88		Convergence criterion (GCONV=1E-8) satisfied.	0.52	1.49	-0.013		Algorithm converged.	-0.068	0.041	0.89		Algorithm converged.	0.56	1.43	0.6332	0.7564	1.12		Algorithm converged.	0.70	1.79
General disorders and administration site conditions	Asthenia	Female	230	46.5	26	11.3	229	46.0	26	11.4	1.00		Convergence criterion (GCONV=1E-8) satisfied.	0.56	1.77	0.000		Algorithm converged.	-0.058	0.057	1.00		Algorithm converged.	0.60	1.66	0.9867		1.00		Algorithm converged.	0.60	1.68
General disorders and administration site conditions	Cardiac death	Male	265	53.5	0	0.0	269	54.0	0	0.0	NE			NE	NE	NE		NE	NE	NE	NE		NE	NE	NE	NE	NE	NE		NE	NE	NE
General disorders and administration site conditions	Cardiac death	Female	230	46.5	1	0.4	229	46.0	0	0.0		*	Quasi-complete separation of data points detected.				*	WARNING: Negative of Hessian not positive definite.			NE		Algorithm converged.	NE	NE	NE		NE		Algorithm converged.	NE	NE
General disorders and administration site conditions	Catheter site bruise	Male	265	53.5	1	0.4	269	54.0	0	0.0		*	Quasi-complete separation of data points detected.				*	WARNING: Negative of Hessian not positive definite.			NE		Algorithm converged.	NE	NE	NE	NE	NE		Algorithm converged.	NE	NE
General disorders and administration site conditions	Catheter site bruise	Female	230	46.5	0	0.0	229	46.0	0	0.0	NE			NE	NE	NE		NE	NE	NE	NE		NE	NE	NE	NE		NE		NE	NE	NE
General disorders and administration site conditions	Catheter site erythema	Male	265	53.5	0	0.0	269	54.0	1	0.4		*	Quasi-complete separation of data points detected.				*	ERROR: The mean parameter is either invalid or at a limit of its range for some observations.			0.00		Algorithm converged.	0.00	NE	0.9999	0.0968	>999.99		Algorithm converged.	0.00	NE
General disorders and administration site conditions	Catheter site erythema	Female	230	46.5	1	0.4	229	46.0	0	0.0		*	Quasi-complete separation of data points detected.				*	WARNING: Negative of Hessian not positive definite.			NE		Algorithm converged.	NE	NE	NE		NE		Algorithm converged.	NE	NE
General disorders and administration site conditions	Catheter site haemorrhage	Male	265	53.5	1	0.4	269	54.0	1	0.4	1.02		Convergence criterion (GCONV=1E-8) satisfied.	0.06	16.31	0.000		Algorithm converged.	-0.010	0.010	1.02		Algorithm converged.	0.06	16.14	0.9915	1.0000	0.99		Algorithm converged.	0.06	15.67
General disorders and administration site conditions	Catheter site haemorrhage	Female	230	46.5	0	0.0	229	46.0	0	0.0	NE			NE	NE	NE		NE	NE	NE	NE		NE	NE	NE	NE		NE		NE	NE	NE
General disorders and administration site conditions	Catheter site induration	Male	265	53.5	0	0.0	269	54.0	0	0.0	NE			NE	NE	NE		NE	NE	NE	NE		NE	NE	NE	NE	NE	NE		NE	NE	NE
General disorders and administration site conditions	Catheter site induration	Female	230	46.5	1	0.4	229	46.0	0	0.0		*	Quasi-complete separation of data points detected.				*	WARNING: Negative of Hessian not positive definite.			NE		Algorithm converged.	NE	NE	NE		NE		Algorithm converged.	NE	NE
General disorders and administration site conditions	Catheter site oedema	Male	265	53.5	0	0.0	269	54.0	1	0.4		*	Quasi-complete separation of data points detected.				*	ERROR: The mean parameter is either invalid or at a limit of its range for some observations.			0.00		Algorithm converged.	0.00	NE	0.9999	NE	>999.99		Algorithm converged.	0.00	NE
General disorders and administration site conditions	Catheter site oedema	Female	230	46.5	0	0.0	229	46.0	0	0.0	NE			NE	NE	NE		NE	NE	NE	NE		NE	NE	NE	NE		NE		NE	NE	NE
General disorders and administration site conditions	Catheter site pain	Male	265	53.5	0	0.0	269	54.0	1	0.4		*	Quasi-complete separation of data points detected.				*	ERROR: The mean parameter is either invalid or at a limit of its range for some observations.			0.00		Algorithm converged.	0.00	NE	0.9999	NE	>999.99		Algorithm converged.	0.00	NE
General disorders and administration site conditions	Catheter site pain	Female	230	46.5	0	0.0	229	46.0	0	0.0	NE			NE	NE	NE		NE	NE	NE	NE		NE	NE	NE	NE		NE		NE	NE	NE
General disorders and administration site conditions	Catheter site pruritus	Male	265	53.5	0	0.0	269	54.0	0	0.0	NE			NE	NE	NE		NE	NE	NE	NE		NE	NE	NE	NE	NE	NE		NE	NE	NE
General disorders and administration site conditions	Catheter site pruritus	Female	230	46.5	1	0.4	229	46.0	0	0.0		*	Quasi-complete separation of data points detected.				*	WARNING: Negative of Hessian not positive definite.			NE		Algorithm converged.	NE	NE	NE		NE		Algorithm converged.	NE	NE
General disorders and administration site conditions	Catheter site related reaction	Male	265	53.5	0	0.0	269	54.0	0	0.0	NE			NE	NE	NE		NE	NE	NE	NE		NE	NE	NE	NE	NE	NE		NE	NE	NE
General disorders and administration site conditions	Catheter site related reaction	Female	230	46.5	1	0.4	229	46.0	0	0.0		*	Quasi-complete separation of data points detected.				*	WARNING: Negative of Hessian not positive definite.			NE		Algorithm converged.	NE	NE	NE		NE		Algorithm converged.	NE	NE
General disorders and administration site conditions	Chest discomfort	Male	265	53.5	6	2.3	269	54.0	4	1.5	1.53		Convergence criterion (GCONV=1E-8) satisfied.	0.43	5.50	0.008		Algorithm converged.	-0.015	0.031	1.52		Algorithm converged.	0.43	5.33	0.5110	0.9577	0.66		Algorithm converged.	0.19	2.30
General disorders and administration site conditions	Chest discomfort	Female	230	46.5	8	3.5	229	46.0	5	2.2	1.61		Convergence criterion (GCONV=1E-8) satisfied.	0.52	5.01	0.013		Algorithm converged.	-0.017	0.043	1.59		Algorithm converged.	0.53	4.80	0.4077		0.63		Algorithm converged.	0.21	1.89
General disorders and administration site conditions	Chest pain	Male	265	53.5	5	1.9	269	54.0	7	2.6	0.72		Convergence criterion (GCONV=1E-8) satisfied.	0.23	2.30	-0.007		Algorithm converged.	-0.032	0.018	0.73		Algorithm converged.	0.23	2.26	0.5788	0.7901	1.38		Algorithm converged.	0.44	4.29
General disorders and administration site conditions	Chest pain	Female	230	46.5	8	3.5	229	46.0	9	3.9	0.88		Convergence criterion (GCONV=1E-8) satisfied.	0.33	2.32	-0.005		Algorithm converged.	-0.039	0.030	0.89		Algorithm converged.	0.35	2.25	0.7978		1.13		Algorithm converged.	0.44	2.88
General disorders and administration site conditions	Chills	Male	265	53.5	11	4.2	269	54.0	20	7.4	0.54		Convergence criterion (GCONV=1E-8) satisfied.	0.25	1.15	-0.033		Algorithm converged.	-0.072	0.007	0.56		Algorithm converged.	0.27	1.14	0.1106	0.0834	1.79		Algorithm converged.	0.88	3.66
General disorders and administration site conditions	Chills	Female	230	46.5	12	5.2	229	46.0	8	3.5	1.52		Convergence criterion (GCONV=1E-8) satisfied.	0.61	3.79	0.017		Algorithm converged.	-0.020	0.055	1.49		Algorithm converged.	0.62	3.59	0.3693		0.67		Algorithm converged.	0.28	1.61
General disorders and administration site conditions	Cyst	Male	265	53.5	0	0.0	269	54.0	0	0.0	NE			NE	NE	NE		NE	NE	NE	NE		NE	NE	NE	NE	NE	NE		NE	NE	NE
General disorders and administration site conditions	Cyst	Female	230	46.5	1	0.4	229	46.0	0	0.0		*	Quasi-complete separation of data points detected.				*	WARNING: Negative of Hessian not positive definite.			NE		Algorithm converged.	NE	NE	NE		NE		Algorithm converged.	NE	NE
General disorders and administration site conditions	Death	Male	265	53.5	3	1.1	269	54.0	1	0.4	3.07		Convergence criterion (GCONV=1E-8) satisfied.	0.32	29.68	0.008		Algorithm converged.	-0.007	0.022	3.05		Algorithm converged.	0.32	29.09	0.3335	0.4803	0.33		Algorithm converged.	0.03	3.14
General disorders and administration site conditions	Death	Female	230	46.5	1	0.4	229	46.0	0	0.0		*	Quasi-complete separation of data points detected.				*	WARNING: Negative of Hessian not positive definite.			NE		Algorithm converged.	NE	NE	NE		NE		Algorithm converged.	NE	NE
General disorders and administration site conditions	Device related thrombosis	Male	265	53.5	0	0.0	269	54.0	0	0.0	NE			NE	NE	NE		NE	NE	NE	NE		NE	NE	NE	NE	1.0000	NE		NE	NE	NE
General disorders and administration site conditions	Device related thrombosis	Female	230	46.5	1	0.4	229	46.0	1	0.4	1.00		Convergence criterion (GCONV=1E-8) satisfied.	0.06	16.01	0.000		Algorithm converged.	-0.012	0.012	1.00		Algorithm converged.	0.06	15.82	0.9975		1.00		Algorithm converged.	0.06	15.96
General disorders and administration site conditions	Discomfort	Male	265	53.5	0	0.0	269	54.0	0	0.0	NE			NE	NE	NE		NE	NE	NE	NE		NE	NE	NE	NE	1.0000	NE		NE	NE	NE
General disorders and administration site conditions	Discomfort	Female	230	46.5	1	0.4	229	46.0	3	1.3	0.33		Convergence criterion (GCONV=1E-8) satisfied.	0.03	3.19	-0.009		Algorithm converged.	-0.026	0.008	0.33		Algorithm converged.	0.03	3.17	0.3379		3.01		Algorithm converged.	0.32	28.75

General disorders and administration site conditions	Face oedema	Male	265	53.5	0	0.0	269	54.0	0	0.0	NE			NE	NE	NE		NE	NE	NE	NE		NE	NE	NE	NE	1.0000	NE		NE	NE	NE
General disorders and administration site conditions	Face oedema	Female	230	46.5	1	0.4	229	46.0	3	1.3	0.33		Convergence criterion (GCONV=1E-8) satisfied.	0.03	3.19	-0.009		Algorithm converged.	-0.026	0.008	0.33		Algorithm converged.	0.03	3.17	0.3379		3.01		Algorithm converged.	0.32	28.75
General disorders and administration site conditions	Facial pain	Male	265	53.5	0	0.0	269	54.0	0	0.0	NE			NE	NE	NE		NE	NE	NE	NE		NE	NE	NE	NE	NE	NE		NE	NE	NE
General disorders and administration site conditions	Facial pain	Female	230	46.5	1	0.4	229	46.0	0	0.0		*	Quasi-complete separation of data points detected.				*	WARNING: Negative of Hessian not positive definite.			NE		Algorithm converged.	NE	NE	NE		NE		Algorithm converged.	NE	NE
General disorders and administration site conditions	Fatigue	Male	265	53.5	64	24.2	269	54.0	60	22.3	1.11		Convergence criterion (GCONV=1E-8) satisfied.	0.74	1.66	0.018		Algorithm converged.	-0.053	0.090	1.08		Algorithm converged.	0.80	1.47	0.6136	0.3237	0.92		Algorithm converged.	0.68	1.26
General disorders and administration site conditions	Fatigue	Female	230	46.5	54	23.5	229	46.0	62	27.1	0.83		Convergence criterion (GCONV=1E-8) satisfied.	0.54	1.26	-0.036		Algorithm converged.	-0.115	0.043	0.87		Algorithm converged.	0.63	1.19	0.3762		1.15		Algorithm converged.	0.84	1.58
General disorders and administration site conditions	Feeling cold	Male	265	53.5	0	0.0	269	54.0	0	0.0	NE			NE	NE	NE		NE	NE	NE	NE		NE	NE	NE	NE	NE	NE		NE	NE	NE
General disorders and administration site conditions	Feeling cold	Female	230	46.5	1	0.4	229	46.0	0	0.0		*	Quasi-complete separation of data points detected.				*	WARNING: Negative of Hessian not positive definite.			NE		Algorithm converged.	NE	NE	NE		NE		Algorithm converged.	NE	NE
General disorders and administration site conditions	Feeling hot	Male	265	53.5	0	0.0	269	54.0	0	0.0	NE			NE	NE	NE		NE	NE	NE	NE		NE	NE	NE	NE	1.0000	NE		NE	NE	NE
General disorders and administration site conditions	Feeling hot	Female	230	46.5	3	1.3	229	46.0	2	0.9	1.50		Convergence criterion (GCONV=1E-8) satisfied.	0.25	9.06	0.004		Algorithm converged.	-0.015	0.023	1.49		Algorithm converged.	0.25	8.85	0.6587		0.67		Algorithm converged.	0.11	3.97
General disorders and administration site conditions	Gait disturbance	Male	265	53.5	0	0.0	269	54.0	0	0.0	NE			NE	NE	NE		NE	NE	NE	NE		NE	NE	NE	NE	NE	NE		NE	NE	NE
General disorders and administration site conditions	Gait disturbance	Female	230	46.5	0	0.0	229	46.0	1	0.4		*	Quasi-complete separation of data points detected.				*	WARNING: Negative of Hessian not positive definite.			0.00		Algorithm converged.	0.00	NE	0.9999		>999.99		Algorithm converged.	0.00	NE
General disorders and administration site conditions	General physical health deterioration	Male	265	53.5	0	0.0	269	54.0	1	0.4		*	Quasi-complete separation of data points detected.				*	ERROR: The mean parameter is either invalid or at a limit of its range for some observations.			0.00		Algorithm converged.	0.00	NE	0.9999	0.0512	>999.99		Algorithm converged.	0.00	NE
General disorders and administration site conditions	General physical health deterioration	Female	230	46.5	2	0.9	229	46.0	0	0.0		*	Quasi-complete separation of data points detected.				*	WARNING: Negative of Hessian not positive definite.			NE		Algorithm converged.	NE	NE	NE		NE		Algorithm converged.	NE	NE
General disorders and administration site conditions	Granuloma	Male	265	53.5	0	0.0	269	54.0	0	0.0	NE			NE	NE	NE		NE	NE	NE	NE		NE	NE	NE	NE	NE	NE		NE	NE	NE
General disorders and administration site conditions	Granuloma	Female	230	46.5	1	0.4	229	46.0	0	0.0		*	Quasi-complete separation of data points detected.				*	WARNING: Negative of Hessian not positive definite.			NE		Algorithm converged.	NE	NE	NE		NE		Algorithm converged.	NE	NE
General disorders and administration site conditions	Hernia pain	Male	265	53.5	0	0.0	269	54.0	1	0.4		*	Quasi-complete separation of data points detected.				*	ERROR: The mean parameter is either invalid or at a limit of its range for some observations.			0.00		Algorithm converged.	0.00	NE	0.9999	NE	>999.99		Algorithm converged.	0.00	NE
General disorders and administration site conditions	Hernia pain	Female	230	46.5	0	0.0	229	46.0	0	0.0	NE			NE	NE	NE		NE	NE	NE	NE		NE	NE	NE	NE		NE		NE	NE	NE
General disorders and administration site conditions	Hunger	Male	265	53.5	0	0.0	269	54.0	1	0.4		*	Quasi-complete separation of data points detected.				*	ERROR: The mean parameter is either invalid or at a limit of its range for some observations.			0.00		Algorithm converged.	0.00	NE	0.9999	NE	>999.99		Algorithm converged.	0.00	NE
General disorders and administration site conditions	Hunger	Female	230	46.5	0	0.0	229	46.0	0	0.0	NE			NE	NE	NE		NE	NE	NE	NE		NE	NE	NE	NE		NE		NE	NE	NE
General disorders and administration site conditions	Hyperthermia	Male	265	53.5	1	0.4	269	54.0	2	0.7	0.51		Convergence criterion (GCONV=1E-8) satisfied.	0.05	5.61	-0.004		Algorithm converged.	-0.016	0.009	0.51		Algorithm converged.	0.05	5.56	0.5788	0.4060	1.97		Algorithm converged.	0.18	21.60
General disorders and administration site conditions	Hyperthermia	Female	230	46.5	0	0.0	229	46.0	1	0.4		*	Quasi-complete separation of data points detected.				*	WARNING: Negative of Hessian not positive definite.			0.00		Algorithm converged.	0.00	NE	0.9999		>999.99		Algorithm converged.	0.00	NE
General disorders and administration site conditions	Hypothermia	Male	265	53.5	1	0.4	269	54.0	0	0.0		*	Quasi-complete separation of data points detected.				*	WARNING: Negative of Hessian not positive definite.			NE		Algorithm converged.	NE	NE	NE	NE	NE		Algorithm converged.	NE	NE
General disorders and administration site conditions	Hypothermia	Female	230	46.5	0	0.0	229	46.0	0	0.0	NE			NE	NE	NE		NE	NE	NE	NE		NE	NE	NE	NE		NE		NE	NE	NE
General disorders and administration site conditions	Ill-defined disorder	Male	265	53.5	3	1.1	269	54.0	1	0.4	3.07		Convergence criterion (GCONV=1E-8) satisfied.	0.32	29.68	0.008		Algorithm converged.	-0.007	0.022	3.05		Algorithm converged.	0.32	29.09	0.3335	0.2580	0.33		Algorithm converged.	0.03	3.14
General disorders and administration site conditions	Ill-defined disorder	Female	230	46.5	1	0.4	229	46.0	2	0.9	0.50		Convergence criterion (GCONV=1E-8) satisfied.	0.04	5.50	-0.004		Algorithm converged.	-0.019	0.010	0.50		Algorithm converged.	0.05	5.45	0.5679		2.01		Algorithm converged.	0.18	22.00
General disorders and administration site conditions	Impaired healing	Male	265	53.5	1	0.4	269	54.0	0	0.0		*	Quasi-complete separation of data points detected.				*	WARNING: Negative of Hessian not positive definite.			NE		Algorithm converged.	NE	NE	NE	NE	NE		Algorithm converged.	NE	NE
General disorders and administration site conditions	Impaired healing	Female	230	46.5	0	0.0	229	46.0	0	0.0	NE			NE	NE	NE		NE	NE	NE	NE		NE	NE	NE	NE		NE		NE	NE	NE
General disorders and administration site conditions	Inflammatory pain	Male	265	53.5	0	0.0	269	54.0	1	0.4		*	Quasi-complete separation of data points detected.				*	ERROR: The mean parameter is either invalid or at a limit of its range for some observations.			0.00		Algorithm converged.	0.00	NE	0.9999	NE	>999.99		Algorithm converged.	0.00	NE
General disorders and administration site conditions	Inflammatory pain	Female	230	46.5	0	0.0	229	46.0	0	0.0	NE			NE	NE	NE		NE	NE	NE	NE		NE	NE	NE	NE		NE		NE	NE	NE
General disorders and administration site conditions	Influenza like illness	Male	265	53.5	2	0.8	269	54.0	1	0.4	2.04		Convergence criterion (GCONV=1E-8) satisfied.	0.18	22.61	0.004		Algorithm converged.	-0.009	0.017	2.03		Algorithm converged.	0.19	22.26	0.5622	0.2580	0.49		Algorithm converged.	0.04	5.40
General disorders and administration site conditions	Influenza like illness	Female	230	46.5	1	0.4	229	46.0	3	1.3	0.33		Convergence criterion (GCONV=1E-8) satisfied.	0.03	3.19	-0.009		Algorithm converged.	-0.026	0.008	0.33		Algorithm converged.	0.03	3.17	0.3379		3.01		Algorithm converged.	0.32	28.75
General disorders and administration site conditions	Infusion site extravasation	Male	265	53.5	1	0.4	269	54.0	1	0.4	1.02		Convergence criterion (GCONV=1E-8) satisfied.	0.06	16.31	0.000		Algorithm converged.	-0.010	0.010	1.02		Algorithm converged.	0.06	16.14	0.9915	0.1909	0.99		Algorithm converged.	0.06	15.67
General disorders and administration site conditions	Infusion site extravasation	Female	230	46.5	2	0.9	229	46.0	0	0.0		*	Quasi-complete separation of data points detected.				*	WARNING: Negative of Hessian not positive definite.			NE		Algorithm converged.	NE	NE	NE		NE		Algorithm converged.	NE	NE
General disorders and administration site conditions	Infusion site induration	Male	265	53.5	0	0.0	269	54.0	0	0.0	NE			NE	NE	NE		NE	NE	NE	NE		NE	NE	NE	NE	NE	NE		NE	NE	NE
General disorders and administration site conditions	Infusion site induration	Female	230	46.5	1	0.4	229	46.0	0	0.0		*	Quasi-complete separation of data points detected.				*	WARNING: Negative of Hessian not positive definite.			NE		Algorithm converged.	NE	NE	NE		NE		Algorithm converged.	NE	NE
General disorders and administration site conditions	Infusion site pain	Male	265	53.5	0	0.0	269	54.0	0	0.0	NE			NE	NE	NE		NE	NE	NE	NE		NE	NE	NE	NE	NE	NE		NE	NE	NE
General disorders and administration site conditions	Infusion site pain	Female	230	46.5	1	0.4	229	46.0	0	0.0		*	Quasi-complete separation of data points detected.				*	WARNING: Negative of Hessian not positive definite.			NE		Algorithm converged.	NE	NE	NE		NE		Algorithm converged.	NE	NE
General disorders and administration site conditions	Injection site extravasation	Male	265	53.5	0	0.0	269	54.0	0	0.0	NE			NE	NE	NE		NE	NE	NE	NE		NE	NE	NE	NE	NE	NE		NE	NE	NE
General disorders and administration site conditions	Injection site extravasation	Female	230	46.5	0	0.0	229	46.0	1	0.4		*	Quasi-complete separation of data points detected.				*	WARNING: Negative of Hessian not positive definite.			0.00		Algorithm converged.	0.00	NE	0.9999		>999.99		Algorithm converged.	0.00	NE
General disorders and administration site conditions	Injection site haemorrhage	Male	265	53.5	0	0.0	269	54.0	0	0.0	NE			NE	NE	NE		NE	NE	NE	NE		NE	NE	NE	NE	NE	NE		NE	NE	NE
General disorders and administration site conditions	Injection site haemorrhage	Female	230	46.5	1	0.4	229	46.0	0	0.0		*	Quasi-complete separation of data points detected.				*	WARNING: Negative of Hessian not positive definite.			NE		Algorithm converged.	NE	NE	NE		NE		Algorithm converged.	NE	NE
General disorders and administration site conditions	Injection site pain	Male	265	53.5	0	0.0	269	54.0	0	0.0	NE			NE	NE	NE		NE	NE	NE	NE		NE	NE	NE	NE	NE	NE		NE	NE	NE
General disorders and administration site conditions	Injection site pain	Female	230	46.5	0	0.0	229	46.0	1	0.4		*	Quasi-complete separation of data points detected.				*	WARNING: Negative of Hessian not positive definite.			0.00		Algorithm converged.	0.00	NE	0.9999		>999.99		Algorithm converged.	0.00	NE
General disorders and administration site conditions	Injection site pruritus	Male	265	53.5	0	0.0	269	54.0	1	0.4		*	Quasi-complete separation of data points detected.				*	ERROR: The mean parameter is either invalid or at a limit of its range for some observations.			0.00		Algorithm converged.	0.00	NE	0.9999	NE	>999.99		Algorithm converged.	0.00	NE
General disorders and administration site conditions	Injection site pruritus	Female	230	46.5	0	0.0	229	46.0	0	0.0	NE			NE	NE	NE		NE	NE	NE	NE		NE	NE	NE	NE		NE		NE	NE	NE
General disorders and administration site conditions	Injection site reaction	Male	265	53.5	0	0.0	269	54.0	0	0.0	NE			NE	NE	NE		NE	NE	NE	NE		NE	NE	NE	NE	1.0000	NE		NE	NE	NE
General disorders and administration site conditions	Injection site reaction	Female	230	46.5	1	0.4	229	46.0	3	1.3	0.33		Convergence criterion (GCONV=1E-8) satisfied.	0.03	3.19	-0.009		Algorithm converged.	-0.026	0.008	0.33		Algorithm converged.	0.03	3.17	0.3379		3.01		Algorithm converged.	0.32	28.75
General disorders and administration site conditions	Localised oedema	Male	265	53.5	2	0.8	269	54.0	1	0.4	2.04		Convergence criterion (GCONV=1E-8) satisfied.	0.18	22.61	0.004		Algorithm converged.	-0.009	0.017	2.03		Algorithm converged.	0.19	22.26	0.5622	0.1859	0.49		Algorithm converged.	0.04	5.40
General disorders and administration site conditions	Localised oedema	Female	230	46.5	0	0.0	229	46.0	1	0.4		*	Quasi-complete separation of data points detected.				*	WARNING: Negative of Hessian not positive definite.			0.00		Algorithm converged.	0.00	NE	0.9999		>999.99		Algorithm converged.	0.00	NE
General disorders and administration site conditions	Malaise	Male	265	53.5	13	4.9	269	54.0	12	4.5	1.10		Convergence criterion (GCONV=1E-8) satisfied.	0.49	2.47	0.004		Algorithm converged.	-0.031	0.040	1.10		Algorithm converged.	0.51	2.37	0.8079	0.7449	0.91		Algorithm converged.	0.42	1.96
General disorders and administration site conditions	Malaise	Female	230	46.5	12	5.2	229	46.0	13	5.7	0.91		Convergence criterion (GCONV=1E-8) satisfied.	0.41	2.05	-0.005		Algorithm converged.	-0.046	0.037	0.92		Algorithm converged.	0.43	1.97	0.8284		1.09		Algorithm converged.	0.51	2.33
General disorders and administration site conditions	Mucosal inflammation	Male	265	53.5	4	1.5	269	54.0	14	5.2	0.28		Convergence criterion (GCONV=1E-8) satisfied.	0.09	0.86	-0.037		Algorithm converged.	-0.067	-0.007	0.29		Algorithm converged.	0.10	0.87	0.0272	0.0662	3.45		Algorithm converged.	1.15	10.34
General disorders and administration site conditions	Mucosal inflammation	Female	230	46.5	11	4.8	229	46.0	11	4.8	1.00		Convergence criterion (GCONV=1E-8) satisfied.	0.42	2.34	0.000		Algorithm converged.	-0.039	0.039	1.00		Algorithm converged.	0.44	2.25	0.9916		1.00		Algorithm converged.	0.44	2.27
General disorders and administration site conditions	Multiple organ dysfunction syndrome	Male	265	53.5	0	0.0	269	54.0	1	0.4		*	Quasi-complete separation of data points detected.				*	ERROR: The mean parameter is either invalid or at a limit of its range for some observations.			0.00		Algorithm converged.	0.00	NE	0.9999	NE	>999.99		Algorithm converged.	0.00	NE
General disorders and administration site conditions	Multiple organ dysfunction syndrome	Female	230	46.5	0	0.0	229	46.0	0	0.0	NE			NE	NE	NE		NE	NE	NE	NE		NE	NE	NE	NE		NE		NE	NE	NE
General disorders and administration site conditions	Nodule	Male	265	53.5	2	0.8	269	54.0	0	0.0		*	Quasi-complete separation of data points detected.				*	WARNING: Negative of Hessian not positive definite.			NE		Algorithm converged.	NE	NE	NE	NE	NE		Algorithm converged.	NE	NE
General disorders and administration site conditions	Nodule	Female	230	46.5	0	0.0	229	46.0	0	0.0	NE			NE	NE	NE		NE	NE	NE	NE		NE	NE	NE	NE		NE		NE	NE	NE
General disorders and administration site conditions	Non-cardiac chest pain	Male	265	53.5	0	0.0	269	54.0	4	1.5		*	Quasi-complete separation of data points detected.				*	ERROR: The mean parameter is either invalid or at a limit of its range for some observations.			0.00		Algorithm converged.	0.00	NE	0.9999	0.0367	>999.99		Algorithm converged.	0.00	NE
General disorders and administration site conditions	Non-cardiac chest pain	Female	230	46.5	5	2.2	229	46.0	5	2.2	1.00		Convergence criterion (GCONV=1E-8) satisfied.	0.28	3.49	0.000		Algorithm converged.	-0.027	0.027	1.00		Algorithm converged.	0.29	3.39	0.9944		1.00		Algorithm converged.	0.29	3.42
General disorders and administration site conditions	Oedema	Male	265	53.5	2	0.8	269	54.0	4	1.5	0.50		Convergence criterion (GCONV=1E-8) satisfied.	0.09	2.77	-0.007		Algorithm converged.	-0.025	0.011	0.51		Algorithm converged.	0.09	2.75	0.4313	0.0058	1.97		Algorithm converged.	0.36	10.67
General disorders and administration site conditions	Oedema	Female	230	46.5	6	2.6	229	46.0	0	0.0		*	Quasi-complete separation of data points detected.				*	ERROR: The mean parameter is either invalid or at a limit of its range for some observations.			NE		Algorithm converged.	NE	NE	NE		NE		Algorithm converged.	NE	NE
General disorders and administration site conditions	Oedema peripheral	Male	265	53.5	18	6.8	269	54.0	17	6.3	1.08		Convergence criterion (GCONV=1E-8) satisfied.	0.54	2.14	0.005		Algorithm converged.	-0.037	0.047	1.07		Algorithm converged.	0.57	2.04	0.8254	0.7820	0.93		Algorithm converged.	0.49	1.77
General disorders and administration site conditions	Oedema peripheral	Female	230	46.5	24	10.4	229	46.0	25	10.9	0.95		Convergence criterion (GCONV=1E-8) satisfied.	0.53	1.72	-0.005		Algorithm converged.	-0.061	0.052	0.96		Algorithm converged.	0.56	1.62	0.8672		1.05		Algorithm converged.	0.62	1.78
General disorders and administration site conditions	Pain	Male	265	53.5	8	3.0	269	54.0	8	3.0	1.02		Convergence criterion (GCONV=1E-8) satisfied.	0.38	2.75	0.000		Algorithm converged.	-0.028	0.029	1.02		Algorithm converged.	0.39	2.66	0.9757	0.5415	0.99		Algorithm converged.	0.38	2.59
General disorders and administration site conditions	Pain	Female	230	46.5	3	1.3	229	46.0	5	2.2	0.59		Convergence criterion (GCONV=1E-8) satisfied.	0.14	2.51	-0.009		Algorithm converged.	-0.033	0.015	0.60		Algorithm converged.	0.14	2.47	0.4769		1.67		Algorithm converged.	0.40	6.92
General disorders and administration site conditions	Peripheral swelling	Male	265	53.5	2	0.8	269	54.0	3	1.1	0.67		Convergence criterion (GCONV=1E-8) satisfied.	0.11	4.07	-0.004		Algorithm converged.	-0.020	0.013	0.68		Algorithm converged.	0.11	4.02	0.6674	0.0953	1.48		Algorithm converged.	0.25	8.77
General disorders and administration site conditions	Peripheral swelling	Female	230	46.5	6	2.6	229	46.0	1	0.4	6.11		Convergence criterion (GCONV=1E-8) satisfied.	0.73	51.13	0.022		Algorithm converged.	-0.001	0.044	5.97		Algorithm converged.	0.72	49.23	0.0967		0.17		Algorithm converged.	0.02	1.38
General disorders and administration site conditions	Physical deconditioning	Male	265	53.5	0	0.0	269	54.0	1	0.4		*	Quasi-complete separation of data points detected.				*	ERROR: The mean parameter is either invalid or at a limit of its range for some observations.			0.00		Algorithm converged.	0.00	NE	0.9999	NE	>999.99		Algorithm converged.	0.00	NE

General disorders and administration site conditions	Physical deconditioning	Female	230	46.5	0	0.0	229	46.0	0	0.0	NE			NE	NE	NE		NE	NE	NE	NE		NE	NE	NE	NE		NE		NE	NE	NE
General disorders and administration site conditions	Pyrexia	Male	265	53.5	47	17.7	269	54.0	40	14.9	1.23		Convergence criterion (GCONV=1E-8) satisfied.	0.78	1.96	0.029		Algorithm converged.	-0.034	0.091	1.19		Algorithm converged.	0.81	1.75	0.3708	0.6265	0.84		Algorithm converged.	0.57	1.23
General disorders and administration site conditions	Pyrexia	Female	230	46.5	32	13.9	229	46.0	31	13.5	1.03		Convergence criterion (GCONV=1E-8) satisfied.	0.61	1.76	0.004		Algorithm converged.	-0.059	0.067	1.03		Algorithm converged.	0.65	1.63	0.9068		0.97		Algorithm converged.	0.61	1.54
General disorders and administration site conditions	Scar inflammation	Male	265	53.5	0	0.0	269	54.0	1	0.4		*	Quasi-complete separation of data points detected.				*	ERROR: The mean parameter is either invalid or at a limit of its range for some observations.			0.00		Algorithm converged.	0.00	NE	0.9999	NE	>999.99		Algorithm converged.	0.00	NE
General disorders and administration site conditions	Scar inflammation	Female	230	46.5	0	0.0	229	46.0	0	0.0	NE			NE	NE	NE		NE	NE	NE	NE		NE	NE	NE	NE		NE		NE	NE	NE
General disorders and administration site conditions	Secretion discharge	Male	265	53.5	1	0.4	269	54.0	0	0.0		*	Quasi-complete separation of data points detected.				*	WARNING: Negative of Hessian not positive definite.			NE		Algorithm converged.	NE	NE	NE	NE	NE		Algorithm converged.	NE	NE
General disorders and administration site conditions	Secretion discharge	Female	230	46.5	0	0.0	229	46.0	0	0.0	NE			NE	NE	NE		NE	NE	NE	NE		NE	NE	NE	NE		NE		NE	NE	NE
General disorders and administration site conditions	Sensation of foreign body	Male	265	53.5	0	0.0	269	54.0	0	0.0	NE			NE	NE	NE		NE	NE	NE	NE		NE	NE	NE	NE	NE	NE		NE	NE	NE
General disorders and administration site conditions	Sensation of foreign body	Female	230	46.5	1	0.4	229	46.0	0	0.0		*	Quasi-complete separation of data points detected.				*	WARNING: Negative of Hessian not positive definite.			NE		Algorithm converged.	NE	NE	NE		NE		Algorithm converged.	NE	NE
General disorders and administration site conditions	Swelling	Male	265	53.5	0	0.0	269	54.0	1	0.4		*	Quasi-complete separation of data points detected.				*	ERROR: The mean parameter is either invalid or at a limit of its range for some observations.			0.00		Algorithm converged.	0.00	NE	0.9999	0.4127	>999.99		Algorithm converged.	0.00	NE
General disorders and administration site conditions	Swelling	Female	230	46.5	1	0.4	229	46.0	2	0.9	0.50		Convergence criterion (GCONV=1E-8) satisfied.	0.04	5.50	-0.004		Algorithm converged.	-0.019	0.010	0.50		Algorithm converged.	0.05	5.45	0.5679		2.01		Algorithm converged.	0.18	22.00
General disorders and administration site conditions	Swelling face	Male	265	53.5	1	0.4	269	54.0	0	0.0		*	Quasi-complete separation of data points detected.				*	WARNING: Negative of Hessian not positive definite.			NE		Algorithm converged.	NE	NE	NE	0.0497	NE		Algorithm converged.	NE	NE
General disorders and administration site conditions	Swelling face	Female	230	46.5	0	0.0	229	46.0	2	0.9		*	Quasi-complete separation of data points detected.				*	WARNING: Negative of Hessian not positive definite.			0.00		Algorithm converged.	0.00	NE	0.9999		>999.99		Algorithm converged.	0.00	NE
General disorders and administration site conditions	Ulcer	Male	265	53.5	1	0.4	269	54.0	0	0.0		*	Quasi-complete separation of data points detected.				*	WARNING: Negative of Hessian not positive definite.			NE		Algorithm converged.	NE	NE	NE	NE	NE		Algorithm converged.	NE	NE
General disorders and administration site conditions	Ulcer	Female	230	46.5	0	0.0	229	46.0	0	0.0	NE			NE	NE	NE		NE	NE	NE	NE		NE	NE	NE	NE		NE		NE	NE	NE
General disorders and administration site conditions	Unevaluable event	Male	265	53.5	1	0.4	269	54.0	0	0.0		*	Quasi-complete separation of data points detected.				*	WARNING: Negative of Hessian not positive definite.			NE		Algorithm converged.	NE	NE	NE	1.0000	NE		Algorithm converged.	NE	NE
General disorders and administration site conditions	Unevaluable event	Female	230	46.5	1	0.4	229	46.0	0	0.0		*	Quasi-complete separation of data points detected.				*	WARNING: Negative of Hessian not positive definite.			NE		Algorithm converged.	NE	NE	NE		NE		Algorithm converged.	NE	NE
General disorders and administration site conditions	Vaccination site pain	Male	265	53.5	0	0.0	269	54.0	0	0.0	NE			NE	NE	NE		NE	NE	NE	NE		NE	NE	NE	NE	NE	NE		NE	NE	NE
General disorders and administration site conditions	Vaccination site pain	Female	230	46.5	0	0.0	229	46.0	1	0.4		*	Quasi-complete separation of data points detected.				*	WARNING: Negative of Hessian not positive definite.			0.00		Algorithm converged.	0.00	NE	0.9999		>999.99		Algorithm converged.	0.00	NE
General disorders and administration site conditions	Vascular device occlusion	Male	265	53.5	0	0.0	269	54.0	0	0.0	NE			NE	NE	NE		NE	NE	NE	NE		NE	NE	NE	NE		NE		NE	NE	NE
General disorders and administration site conditions	Vascular device occlusion	Female	230	46.5	2	0.9	229	46.0	0	0.0		*	Quasi-complete separation of data points detected.				*	WARNING: Negative of Hessian not positive definite.			NE		Algorithm converged.	NE	NE	NE		NE		Algorithm converged.	NE	NE
General disorders and administration site conditions	Vascular stent thrombosis	Male	265	53.5	0	0.0	269	54.0	1	0.4		*	Quasi-complete separation of data points detected.				*	ERROR: The mean parameter is either invalid or at a limit of its range for some observations.			0.00		Algorithm converged.	0.00	NE	0.9999	NE	>999.99		Algorithm converged.	0.00	NE
General disorders and administration site conditions	Vascular stent thrombosis	Female	230	46.5	0	0.0	229	46.0	0	0.0	NE			NE	NE	NE		NE	NE	NE	NE		NE	NE	NE	NE		NE		NE	NE	NE
General disorders and administration site conditions	Xerosis	Male	265	53.5	1	0.4	269	54.0	1	0.4	1.02		Convergence criterion (GCONV=1E-8) satisfied.	0.06	16.31	0.000		Algorithm converged.	-0.010	0.010	1.02		Algorithm converged.	0.06	16.14	0.9915	0.3029	0.99		Algorithm converged.	0.06	15.67
General disorders and administration site conditions	Xerosis	Female	230	46.5	0	0.0	229	46.0	1	0.4		*	Quasi-complete separation of data points detected.				*	WARNING: Negative of Hessian not positive definite.			0.00		Algorithm converged.	0.00	NE	0.9999		>999.99		Algorithm converged.	0.00	NE
Hepatobiliary disorders		Male	265	53.5	8	3.0	269	54.0	6	2.2	1.36		Convergence criterion (GCONV=1E-8) satisfied.	0.47	3.99	0.008		Algorithm converged.	-0.019	0.035	1.35		Algorithm converged.	0.48	3.85	0.5702	0.7135	0.74		Algorithm converged.	0.26	2.10
Hepatobiliary disorders		Female	230	46.5	9	3.9	229	46.0	5	2.2	1.82		Convergence criterion (GCONV=1E-8) satisfied.	0.60	5.53	0.017		Algorithm converged.	-0.014	0.049	1.79		Algorithm converged.	0.61	5.27	0.2887		0.56		Algorithm converged.	0.19	1.64
Hepatobiliary disorders	Bile duct stenosis	Male	265	53.5	0	0.0	269	54.0	1	0.4		*	Quasi-complete separation of data points detected.				*	ERROR: The mean parameter is either invalid or at a limit of its range for some observations.			0.00		Algorithm converged.	0.00	NE	0.9999	NE	>999.99		Algorithm converged.	0.00	NE
Hepatobiliary disorders	Bile duct stenosis	Female	230	46.5	0	0.0	229	46.0	0	0.0	NE			NE	NE	NE		NE	NE	NE	NE		NE	NE	NE	NE		NE		NE	NE	NE
Hepatobiliary disorders	Bile duct stone	Male	265	53.5	1	0.4	269	54.0	0	0.0		*	Quasi-complete separation of data points detected.				*	WARNING: Negative of Hessian not positive definite.			NE		Algorithm converged.	NE	NE	NE	NE	NE		Algorithm converged.	NE	NE
Hepatobiliary disorders	Bile duct stone	Female	230	46.5	0	0.0	229	46.0	0	0.0	NE			NE	NE	NE		NE	NE	NE	NE		NE	NE	NE	NE		NE		NE	NE	NE
Hepatobiliary disorders	Biliary colic	Male	265	53.5	0	0.0	269	54.0	0	0.0	NE			NE	NE	NE		NE	NE	NE	NE		NE	NE	NE	NE	NE	NE		NE	NE	NE
Hepatobiliary disorders	Biliary colic	Female	230	46.5	0	0.0	229	46.0	1	0.4		*	Quasi-complete separation of data points detected.				*	WARNING: Negative of Hessian not positive definite.			0.00		Algorithm converged.	0.00	NE	0.9999		>999.99		Algorithm converged.	0.00	NE
Hepatobiliary disorders	Biliary obstruction	Male	265	53.5	0	0.0	269	54.0	0	0.0	NE			NE	NE	NE		NE	NE	NE	NE		NE	NE	NE	NE	NE	NE		NE	NE	NE
Hepatobiliary disorders	Biliary obstruction	Female	230	46.5	1	0.4	229	46.0	0	0.0		*	Quasi-complete separation of data points detected.				*	WARNING: Negative of Hessian not positive definite.			NE		Algorithm converged.	NE	NE	NE		NE		Algorithm converged.	NE	NE
Hepatobiliary disorders	Cholangitis	Male	265	53.5	1	0.4	269	54.0	1	0.4	1.02		Convergence criterion (GCONV=1E-8) satisfied.	0.06	16.31	0.000		Algorithm converged.	-0.010	0.010	1.02		Algorithm converged.	0.06	16.14	0.9915	1.0000	0.99		Algorithm converged.	0.06	15.67
Hepatobiliary disorders	Cholangitis	Female	230	46.5	0	0.0	229	46.0	0	0.0	NE			NE	NE	NE		NE	NE	NE	NE		NE	NE	NE	NE		NE		NE	NE	NE
Hepatobiliary disorders	Cholecystitis	Male	265	53.5	0	0.0	269	54.0	1	0.4		*	Quasi-complete separation of data points detected.				*	ERROR: The mean parameter is either invalid or at a limit of its range for some observations.			0.00		Algorithm converged.	0.00	NE	0.9999	NE	>999.99		Algorithm converged.	0.00	NE
Hepatobiliary disorders	Cholecystitis	Female	230	46.5	0	0.0	229	46.0	0	0.0	NE			NE	NE	NE		NE	NE	NE	NE		NE	NE	NE	NE		NE		NE	NE	NE
Hepatobiliary disorders	Cholecystitis acute	Male	265	53.5	1	0.4	269	54.0	0	0.0		*	Quasi-complete separation of data points detected.				*	WARNING: Negative of Hessian not positive definite.			NE		Algorithm converged.	NE	NE	NE	NE	NE		Algorithm converged.	NE	NE
Hepatobiliary disorders	Cholecystitis acute	Female	230	46.5	0	0.0	229	46.0	0	0.0	NE			NE	NE	NE		NE	NE	NE	NE		NE	NE	NE	NE		NE		NE	NE	NE
Hepatobiliary disorders	Cholecystitis chronic	Male	265	53.5	0	0.0	269	54.0	0	0.0	NE			NE	NE	NE		NE	NE	NE	NE		NE	NE	NE	NE	NE	NE		NE	NE	NE
Hepatobiliary disorders	Cholecystitis chronic	Female	230	46.5	0	0.0	229	46.0	1	0.4		*	Quasi-complete separation of data points detected.				*	WARNING: Negative of Hessian not positive definite.			0.00		Algorithm converged.	0.00	NE	0.9999		>999.99		Algorithm converged.	0.00	NE
Hepatobiliary disorders	Cholelithiasis	Male	265	53.5	0	0.0	269	54.0	0	0.0	NE			NE	NE	NE		NE	NE	NE	NE		NE	NE	NE	NE	NE	NE		NE	NE	NE
Hepatobiliary disorders	Cholelithiasis	Female	230	46.5	1	0.4	229	46.0	0	0.0		*	Quasi-complete separation of data points detected.				*	WARNING: Negative of Hessian not positive definite.			NE		Algorithm converged.	NE	NE	NE		NE		Algorithm converged.	NE	NE
Hepatobiliary disorders	Cholestasis	Male	265	53.5	2	0.8	269	54.0	0	0.0		*	Quasi-complete separation of data points detected.				*	WARNING: Negative of Hessian not positive definite.			NE		Algorithm converged.	NE	NE	NE	NE	NE		Algorithm converged.	NE	NE
Hepatobiliary disorders	Cholestasis	Female	230	46.5	0	0.0	229	46.0	0	0.0	NE			NE	NE	NE		NE	NE	NE	NE		NE	NE	NE	NE		NE		NE	NE	NE
Hepatobiliary disorders	Hepatic cytolysis	Male	265	53.5	1	0.4	269	54.0	0	0.0		*	Quasi-complete separation of data points detected.				*	WARNING: Negative of Hessian not positive definite.			NE		Algorithm converged.	NE	NE	NE	1.0000	NE		Algorithm converged.	NE	NE
Hepatobiliary disorders	Hepatic cytolysis	Female	230	46.5	1	0.4	229	46.0	0	0.0		*	Quasi-complete separation of data points detected.				*	WARNING: Negative of Hessian not positive definite.			NE		Algorithm converged.	NE	NE	NE		NE		Algorithm converged.	NE	NE
Hepatobiliary disorders	Hepatic function abnormal	Male	265	53.5	2	0.8	269	54.0	1	0.4	2.04		Convergence criterion (GCONV=1E-8) satisfied.	0.18	22.61	0.004		Algorithm converged.	-0.009	0.017	2.03		Algorithm converged.	0.19	22.26	0.5622	0.2099	0.49		Algorithm converged.	0.04	5.40
Hepatobiliary disorders	Hepatic function abnormal	Female	230	46.5	3	1.3	229	46.0	0	0.0		*	Quasi-complete separation of data points detected.				*	WARNING: Negative of Hessian not positive definite.			NE		Algorithm converged.	NE	NE	NE		NE		Algorithm converged.	NE	NE
Hepatobiliary disorders	Hepatic pain	Male	265	53.5	0	0.0	269	54.0	0	0.0	NE			NE	NE	NE		NE	NE	NE	NE		NE	NE	NE	NE	1.0000	NE		NE	NE	NE
Hepatobiliary disorders	Hepatic pain	Female	230	46.5	1	0.4	229	46.0	1	0.4	1.00		Convergence criterion (GCONV=1E-8) satisfied.	0.06	16.01	0.000		Algorithm converged.	-0.012	0.012	1.00		Algorithm converged.	0.06	15.82	0.9975		1.00		Algorithm converged.	0.06	15.96
Hepatobiliary disorders	Hepatic steatosis	Male	265	53.5	0	0.0	269	54.0	0	0.0	NE			NE	NE	NE		NE	NE	NE	NE		NE	NE	NE	NE	NE	NE		NE	NE	NE
Hepatobiliary disorders	Hepatic steatosis	Female	230	46.5	1	0.4	229	46.0	0	0.0		*	Quasi-complete separation of data points detected.				*	WARNING: Negative of Hessian not positive definite.			NE		Algorithm converged.	NE	NE	NE		NE		Algorithm converged.	NE	NE
Hepatobiliary disorders	Hyperbilirubinaemia	Male	265	53.5	2	0.8	269	54.0	1	0.4	2.04		Convergence criterion (GCONV=1E-8) satisfied.	0.18	22.61	0.004		Algorithm converged.	-0.009	0.017	2.03		Algorithm converged.	0.19	22.26	0.5622	0.4127	0.49		Algorithm converged.	0.04	5.40
Hepatobiliary disorders	Hyperbilirubinaemia	Female	230	46.5	1	0.4	229	46.0	0	0.0		*	Quasi-complete separation of data points detected.				*	WARNING: Negative of Hessian not positive definite.			NE		Algorithm converged.	NE	NE	NE		NE		Algorithm converged.	NE	NE
Hepatobiliary disorders	Hypertransaminasaemia	Male	265	53.5	0	0.0	269	54.0	0	0.0	NE			NE	NE	NE		NE	NE	NE	NE		NE	NE	NE	NE	NE	NE		NE	NE	NE
Hepatobiliary disorders	Hypertransaminasaemia	Female	230	46.5	0	0.0	229	46.0	2	0.9		*	Quasi-complete separation of data points detected.				*	WARNING: Negative of Hessian not positive definite.			0.00		Algorithm converged.	0.00	NE	0.9999		>999.99		Algorithm converged.	0.00	NE
Hepatobiliary disorders	Liver injury	Male	265	53.5	0	0.0	269	54.0	1	0.4		*	Quasi-complete separation of data points detected.				*	ERROR: The mean parameter is either invalid or at a limit of its range for some observations.			0.00		Algorithm converged.	0.00	NE	0.9999	NE	>999.99		Algorithm converged.	0.00	NE
Hepatobiliary disorders	Liver injury	Female	230	46.5	0	0.0	229	46.0	0	0.0	NE			NE	NE	NE		NE	NE	NE	NE		NE	NE	NE	NE		NE		NE	NE	NE
Immune system disorders		Male	265	53.5	7	2.6	269	54.0	6	2.2	1.19		Convergence criterion (GCONV=1E-8) satisfied.	0.39	3.59	0.004		Algorithm converged.	-0.022	0.030	1.18		Algorithm converged.	0.40	3.48	0.7583	0.4414	0.84		Algorithm converged.	0.29	2.48
Immune system disorders		Female	230	46.5	6	2.6	229	46.0	9	3.9	0.65		Convergence criterion (GCONV=1E-8) satisfied.	0.23	1.87	-0.013		Algorithm converged.	-0.046	0.019	0.66		Algorithm converged.	0.24	1.83	0.4295		1.51		Algorithm converged.	0.55	4.16
Immune system disorders	Contrast media allergy	Male	265	53.5	1	0.4	269	54.0	0	0.0		*	Quasi-complete separation of data points detected.				*	WARNING: Negative of Hessian not positive definite.			NE		Algorithm converged.	NE	NE	NE	0.0332	NE		Algorithm converged.	NE	NE
Immune system disorders	Contrast media allergy	Female	230	46.5	0	0.0	229	46.0	3	1.3		*	Quasi-complete separation of data points detected.				*	WARNING: Negative of Hessian not positive definite.			0.00		Algorithm converged.	0.00	NE	0.9999		>999.99		Algorithm converged.	0.00	NE
Immune system disorders	Drug hypersensitivity	Male	265	53.5	0	0.0	269	54.0	0	0.0	NE			NE	NE	NE		NE	NE	NE	NE		NE	NE	NE	NE	1.0000	NE		NE	NE	NE
Immune system disorders	Drug hypersensitivity	Female	230	46.5	1	0.4	229	46.0	1	0.4	1.00		Convergence criterion (GCONV=1E-8) satisfied.	0.06	16.01	0.000		Algorithm converged.	-0.012	0.012	1.00		Algorithm converged.	0.06	15.82	0.9975		1.00		Algorithm converged.	0.06	15.96
Immune system disorders	Food allergy	Male	265	53.5	0	0.0	269	54.0	0	0.0	NE			NE	NE	NE		NE	NE	NE	NE		NE	NE	NE	NE	NE	NE		NE	NE	NE
Immune system disorders	Food allergy	Female	230	46.5	1	0.4	229	46.0	0	0.0		*	Quasi-complete separation of data points detected.				*	WARNING: Negative of Hessian not positive definite.			NE		Algorithm converged.	NE	NE	NE		NE		Algorithm converged.	NE	NE
Immune system disorders	Haemophagocytic lymphohistiocytosis	Male	265	53.5	0	0.0	269	54.0	0	0.0	NE			NE	NE	NE		NE	NE	NE	NE		NE	NE	NE	NE	NE	NE		NE	NE	NE
Immune system disorders	Haemophagocytic lymphohistiocytosis	Female	230	46.5	0	0.0	229	46.0	1	0.4		*	Quasi-complete separation of data points detected.				*	WARNING: Negative of Hessian not positive definite.			0.00		Algorithm converged.	0.00	NE	0.9999		>999.99		Algorithm converged.	0.00	NE
Immune system disorders	Hypersensitivity	Male	265	53.5	2	0.8	269	54.0	1	0.4	2.04		Convergence criterion (GCONV=1E-8) satisfied.	0.18	22.61	0.004		Algorithm converged.	-0.009	0.017	2.03		Algorithm converged.	0.19	22.26	0.5622	0.4017	0.49		Algorithm converged.	0.04	5.40
Immune system disorders	Hypersensitivity	Female	230	46.5	1	0.4	229	46.0	2	0.9	0.50		Convergence criterion (GCONV=1E-8) satisfied.	0.04	5.50	-0.004		Algorithm converged.	-0.019	0.010	0.50		Algorithm converged.	0.05	5.45	0.5679		2.01		Algorithm converged.	0.18	22.00
Immune system disorders	Hypogammaglobulinaemia	Male	265	53.5	4	1.5	269	54.0	2	0.7	2.05		Convergence criterion (GCONV=1E-8) satisfied.	0.37	11.27	0.008		Algorithm converged.	-0.010	0.026	2.03		Algorithm converged.	0.38	10.99	0.4112	0.6670	0.49		Algorithm converged.	0.09	2.67
Immune system disorders	Hypogammaglobulinaemia	Female	230	46.5	1	0.4	229	46.0	1	0.4	1.00		Convergence criterion (GCONV=1E-8) satisfied.	0.06	16.01	0.000		Algorithm converged.	-0.012	0.012	1.00		Algorithm converged.	0.06	15.82	0.9975		1.00		Algorithm converged.	0.06	15.96
Immune system disorders	Sarcoidosis	Male	265	53.5	0	0.0	269	54.0	1	0.4		*	Quasi-complete separation of data points detected.				*	ERROR: The mean parameter is either invalid or at a limit of its range for some observations.			0.00		Algorithm converged.	0.00	NE	0.9999	NE	>999.99		Algorithm converged.	0.00	NE
Immune system disorders	Sarcoidosis	Female	230	46.5	0	0.0	229	46.0	0	0.0	NE			NE	NE	NE		NE	NE	NE	NE		NE	NE	NE	NE		NE		NE	NE	NE
Immune system disorders	Seasonal allergy	Male	265	53.5	0	0.0	269	54.0	2	0.7		*	Quasi-complete separation of data points detected.				*	ERROR: The mean parameter is either invalid or at a limit of its range for some observations.			0.00		Algorithm converged.	0.00	NE	0.9999	0.1498	>999.99		Algorithm converged.	0.00	NE
Immune system disorders	Seasonal allergy	Female	230	46.5	2	0.9	229	46.0	2	0.9	1.00		Convergence criterion (GCONV=1E-8) satisfied.	0.14	7.13	0.000		Algorithm converged.	-0.017	0.017	1.00		Algorithm converged.	0.14	7.01	0.9965		1.00		Algorithm converged.	0.14	7.07
Infections and infestations		Male	265	53.5	114	43.0	269	54.0	109	40.5	1.11		Convergence criterion (GCONV=1E-8) satisfied.	0.79	1.56	0.025		Algorithm converged.	-0.059	0.109	1.06		Algorithm converged.	0.87	1.30	0.5584	0.6814	0.94		Algorithm converged.	0.77	1.15
Infections and infestations		Female	230	46.5	123	53.5	229	46.0	109	47.6	1.27		Convergence criterion (GCONV=1E-8) satisfied.	0.88	1.83	0.059		Algorithm converged.	-0.033	0.150	1.12		Algorithm converged.	0.94	1.35	0.2088		0.89		Algorithm converged.	0.74	1.07
Infections and infestations	Abdominal abscess	Male	265	53.5	1	0.4	269	54.0	0	0.0		*	Quasi-complete separation of data points detected.				*	WARNING: Negative of Hessian not positive definite.			NE		Algorithm converged.	NE	NE	NE	NE	NE		Algorithm converged.	NE	NE
Infections and infestations	Abdominal abscess	Female	230	46.5	0	0.0	229	46.0	0	0.0	NE			NE	NE	NE		NE	NE	NE	NE		NE	NE	NE	NE		NE		NE	NE	NE
Infections and infestations	Abdominal infection	Male	265	53.5	0	0.0	269	54.0	2	0.7		*	Quasi-complete separation of data points detected.				*	ERROR: The mean parameter is either invalid or at a limit of its range for some observations.			0.00		Algorithm converged.	0.00	NE	0.9999	NE	>999.99		Algorithm converged.	0.00	NE
Infections and infestations	Abdominal infection	Female	230	46.5	0	0.0	229	46.0	0	0.0	NE			NE	NE	NE		NE	NE	NE	NE		NE	NE	NE	NE		NE		NE	NE	NE
Infections and infestations	Abscess	Male	265	53.5	0	0.0	269	54.0	1	0.4		*	Quasi-complete separation of data points detected.				*	ERROR: The mean parameter is either invalid or at a limit of its range for some observations.			0.00		Algorithm converged.	0.00	NE	0.9999	NE	>999.99		Algorithm converged.	0.00	NE
Infections and infestations	Abscess	Female	230	46.5	0	0.0	229	46.0	0	0.0	NE			NE	NE	NE		NE	NE	NE	NE		NE	NE	NE	NE		NE		NE	NE	NE
Infections and infestations	Actinomycotic abdominal infection	Male	265	53.5	0	0.0	269	54.0	1	0.4		*	Quasi-complete separation of data points detected.				*	ERROR: The mean parameter is either invalid or at a limit of its range for some observations.			0.00		Algorithm converged.	0.00	NE	0.9999	NE	>999.99		Algorithm converged.	0.00	NE
Infections and infestations	Actinomycotic abdominal infection	Female	230	46.5	0	0.0	229	46.0	0	0.0	NE			NE	NE	NE		NE	NE	NE	NE		NE	NE	NE	NE		NE		NE	NE	NE
Infections and infestations	Acute sinusitis	Male	265	53.5	0	0.0	269	54.0	1	0.4		*	Quasi-complete separation of data points detected.				*	ERROR: The mean parameter is either invalid or at a limit of its range for some observations.			0.00		Algorithm converged.	0.00	NE	0.9999	NE	>999.99		Algorithm converged.	0.00	NE
Infections and infestations	Acute sinusitis	Female	230	46.5	0	0.0	229	46.0	0	0.0	NE			NE	NE	NE		NE	NE	NE	NE		NE	NE	NE	NE		NE		NE	NE	NE
Infections and infestations	Anal fistula infection	Male	265	53.5	1	0.4	269	54.0	0	0.0		*	Quasi-complete separation of data points detected.				*	WARNING: Negative of Hessian not positive definite.			NE		Algorithm converged.	NE	NE	NE	NE	NE		Algorithm converged.	NE	NE
Infections and infestations	Anal fistula infection	Female	230	46.5	0	0.0	229	46.0	0	0.0	NE			NE	NE	NE		NE	NE	NE	NE		NE	NE	NE	NE		NE		NE	NE	NE
Infections and infestations	Anorectal infection	Male	265	53.5	1	0.4	269	54.0	0	0.0		*	Quasi-complete separation of data points detected.				*	WARNING: Negative of Hessian not positive definite.			NE		Algorithm converged.	NE	NE	NE	1.0000	NE		Algorithm converged.	NE	NE
Infections and infestations	Anorectal infection	Female	230	46.5	1	0.4	229	46.0	0	0.0		*	Quasi-complete separation of data points detected.				*	WARNING: Negative of Hessian not positive definite.			NE		Algorithm converged.	NE	NE	NE		NE		Algorithm converged.	NE	NE
Infections and infestations	Appendicitis	Male	265	53.5	0	0.0	269	54.0	0	0.0	NE			NE	NE	NE		NE	NE	NE	NE		NE	NE	NE	NE	NE	NE		NE	NE	NE
Infections and infestations	Appendicitis	Female	230	46.5	1	0.4	229	46.0	0	0.0		*	Quasi-complete separation of data points detected.				*	WARNING: Negative of Hessian not positive definite.			NE		Algorithm converged.	NE	NE	NE		NE		Algorithm converged.	NE	NE
Infections and infestations	Aspergillus infection	Male	265	53.5	1	0.4	269	54.0	0	0.0		*	Quasi-complete separation of data points detected.				*	WARNING: Negative of Hessian not positive definite.			NE		Algorithm converged.	NE	NE	NE	NE	NE		Algorithm converged.	NE	NE
Infections and infestations	Aspergillus infection	Female	230	46.5	0	0.0	229	46.0	0	0.0	NE			NE	NE	NE		NE	NE	NE	NE		NE	NE	NE	NE		NE		NE	NE	NE
Infections and infestations	Atypical mycobacterial infection	Male	265	53.5	1	0.4	269	54.0	0	0.0		*	Quasi-complete separation of data points detected.				*	WARNING: Negative of Hessian not positive definite.			NE		Algorithm converged.	NE	NE	NE	0.0945	NE		Algorithm converged.	NE	NE
Infections and infestations	Atypical mycobacterial infection	Female	230	46.5	0	0.0	229	46.0	1	0.4		*	Quasi-complete separation of data points detected.				*	WARNING: Negative of Hessian not positive definite.			0.00		Algorithm converged.	0.00	NE	0.9999		>999.99		Algorithm converged.	0.00	NE
Infections and infestations	Atypical pneumonia	Male	265	53.5	0	0.0	269	54.0	1	0.4		*	Quasi-complete separation of data points detected.				*	ERROR: The mean parameter is either invalid or at a limit of its range for some observations.			0.00		Algorithm converged.	0.00	NE	0.9999	0.0968	>999.99		Algorithm converged.	0.00	NE
Infections and infestations	Atypical pneumonia	Female	230	46.5	1	0.4	229	46.0	0	0.0		*	Quasi-complete separation of data points detected.				*	WARNING: Negative of Hessian not positive definite.			NE		Algorithm converged.	NE	NE	NE		NE		Algorithm converged.	NE	NE
Infections and infestations	Bacteraemia	Male	265	53.5	1	0.4	269	54.0	0	0.0		*	Quasi-complete separation of data points detected.				*	WARNING: Negative of Hessian not positive definite.			NE		Algorithm converged.	NE	NE	NE	0.4735	NE		Algorithm converged.	NE	NE
Infections and infestations	Bacteraemia	Female	230	46.5	3	1.3	229	46.0	1	0.4	3.01		Convergence criterion (GCONV=1E-8) satisfied.	0.31	29.18	0.009		Algorithm converged.	-0.008	0.026	2.99		Algorithm converged.	0.31	28.50	0.3417		0.33		Algorithm converged.	0.04	3.19
Infections and infestations	Bacterial infection	Male	265	53.5	0	0.0	269	54.0	0	0.0	NE			NE	NE	NE		NE	NE	NE	NE		NE	NE	NE	NE	NE	NE		NE	NE	NE
Infections and infestations	Bacterial infection	Female	230	46.5	1	0.4	229	46.0	0	0.0		*	Quasi-complete separation of data points detected.				*	WARNING: Negative of Hessian not positive definite.			NE		Algorithm converged.	NE	NE	NE		NE		Algorithm converged.	NE	NE
Infections and infestations	Bacteriuria	Male	265	53.5	0	0.0	269	54.0	0	0.0	NE			NE	NE	NE		NE	NE	NE	NE		NE	NE	NE	NE	NE	NE		NE	NE	NE
Infections and infestations	Bacteriuria	Female	230	46.5	1	0.4	229	46.0	0	0.0		*	Quasi-complete separation of data points detected.				*	WARNING: Negative of Hessian not positive definite.			NE		Algorithm converged.	NE	NE	NE		NE		Algorithm converged.	NE	NE
Infections and infestations	Bordetella infection	Male	265	53.5	0	0.0	269	54.0	0	0.0	NE			NE	NE	NE		NE	NE	NE	NE		NE	NE	NE	NE	NE	NE		NE	NE	NE
Infections and infestations	Bordetella infection	Female	230	46.5	0	0.0	229	46.0	1	0.4		*	Quasi-complete separation of data points detected.				*	WARNING: Negative of Hessian not positive definite.			0.00		Algorithm converged.	0.00	NE	0.9999		>999.99		Algorithm converged.	0.00	NE
Infections and infestations	Bronchiolitis	Male	265	53.5	0	0.0	269	54.0	0	0.0	NE			NE	NE	NE		NE	NE	NE	NE		NE	NE	NE	NE	NE	NE		NE	NE	NE

Infections and infestations	Bronchiolitis	Female	230	46.5	1	0.4	229	46.0	0	0.0		*	Quasi-complete separation of data points detected.				*	WARNING: Negative of Hessian not positive definite.			NE		Algorithm converged.	NE	NE	NE		NE		Algorithm converged.	NE	NE
Infections and infestations	Bronchitis	Male	265	53.5	7	2.6	269	54.0	8	3.0	0.89		Convergence criterion (GCONV=1E-8) satisfied.	0.32	2.48	-0.003		Algorithm converged.	-0.031	0.025	0.89		Algorithm converged.	0.33	2.41	0.8163	0.6525	1.13		Algorithm converged.	0.41	3.06
Infections and infestations	Bronchitis	Female	230	46.5	3	1.3	229	46.0	5	2.2	0.59		Convergence criterion (GCONV=1E-8) satisfied.	0.14	2.51	-0.009		Algorithm converged.	-0.033	0.015	0.60		Algorithm converged.	0.14	2.47	0.4769		1.67		Algorithm converged.	0.40	6.92
Infections and infestations	Bronchitis bacterial	Male	265	53.5	1	0.4	269	54.0	0	0.0		*	Quasi-complete separation of data points detected.				*	WARNING: Negative of Hessian not positive definite.			NE		Algorithm converged.	NE	NE	NE	NE	NE		Algorithm converged.	NE	NE
Infections and infestations	Bronchitis bacterial	Female	230	46.5	0	0.0	229	46.0	0	0.0	NE			NE	NE	NE		NE	NE	NE	NE		NE	NE	NE	NE		NE		NE	NE	NE
Infections and infestations	Bronchopulmonary aspergillosis	Male	265	53.5	1	0.4	269	54.0	0	0.0		*	Quasi-complete separation of data points detected.				*	WARNING: Negative of Hessian not positive definite.			NE		Algorithm converged.	NE	NE	NE	NE	NE		Algorithm converged.	NE	NE
Infections and infestations	Bronchopulmonary aspergillosis	Female	230	46.5	0	0.0	229	46.0	0	0.0	NE			NE	NE	NE		NE	NE	NE	NE		NE	NE	NE	NE		NE		NE	NE	NE
Infections and infestations	Campylobacter gastroenteritis	Male	265	53.5	1	0.4	269	54.0	0	0.0		*	Quasi-complete separation of data points detected.				*	WARNING: Negative of Hessian not positive definite.			NE		Algorithm converged.	NE	NE	NE	NE	NE		Algorithm converged.	NE	NE
Infections and infestations	Campylobacter gastroenteritis	Female	230	46.5	0	0.0	229	46.0	0	0.0	NE			NE	NE	NE		NE	NE	NE	NE		NE	NE	NE	NE		NE		NE	NE	NE
Infections and infestations	Candida infection	Male	265	53.5	0	0.0	269	54.0	2	0.7		*	Quasi-complete separation of data points detected.				*	ERROR: The mean parameter is either invalid or at a limit of its range for some observations.			0.00		Algorithm converged.	0.00	NE	0.9999	0.2045	>999.99		Algorithm converged.	0.00	NE
Infections and infestations	Candida infection	Female	230	46.5	4	1.7	229	46.0	7	3.1	0.56		Convergence criterion (GCONV=1E-8) satisfied.	0.16	1.94	-0.013		Algorithm converged.	-0.041	0.015	0.57		Algorithm converged.	0.17	1.92	0.3629		1.76		Algorithm converged.	0.52	5.92
Infections and infestations	Catheter site infection	Male	265	53.5	0	0.0	269	54.0	0	0.0	NE			NE	NE	NE		NE	NE	NE	NE		NE	NE	NE	NE	NE	NE		NE	NE	NE
Infections and infestations	Catheter site infection	Female	230	46.5	0	0.0	229	46.0	1	0.4		*	Quasi-complete separation of data points detected.				*	WARNING: Negative of Hessian not positive definite.			0.00		Algorithm converged.	0.00	NE	0.9999		>999.99		Algorithm converged.	0.00	NE
Infections and infestations	Cellulitis	Male	265	53.5	4	1.5	269	54.0	3	1.1	1.36		Convergence criterion (GCONV=1E-8) satisfied.	0.30	6.13	0.004		Algorithm converged.	-0.015	0.023	1.35		Algorithm converged.	0.31	5.99	0.6900	0.5854	0.74		Algorithm converged.	0.17	3.27
Infections and infestations	Cellulitis	Female	230	46.5	5	2.2	229	46.0	2	0.9	2.52		Convergence criterion (GCONV=1E-8) satisfied.	0.48	13.13	0.013		Algorithm converged.	-0.009	0.035	2.49		Algorithm converged.	0.49	12.70	0.2727		0.40		Algorithm converged.	0.08	2.05
Infections and infestations	Cervicitis	Male	265	53.5	0	0.0	269	54.0	0	0.0	NE			NE	NE	NE		NE	NE	NE	NE		NE	NE	NE	NE	NE	NE		NE	NE	NE
Infections and infestations	Cervicitis	Female	230	46.5	0	0.0	229	46.0	1	0.4		*	Quasi-complete separation of data points detected.				*	WARNING: Negative of Hessian not positive definite.			0.00		Algorithm converged.	0.00	NE	0.9999		>999.99		Algorithm converged.	0.00	NE
Infections and infestations	Clostridial infection	Male	265	53.5	0	0.0	269	54.0	0	0.0	NE			NE	NE	NE		NE	NE	NE	NE		NE	NE	NE	NE	NE	NE		NE	NE	NE
Infections and infestations	Clostridial infection	Female	230	46.5	1	0.4	229	46.0	0	0.0		*	Quasi-complete separation of data points detected.				*	WARNING: Negative of Hessian not positive definite.			NE		Algorithm converged.	NE	NE	NE		NE		Algorithm converged.	NE	NE
Infections and infestations	Clostridium colitis	Male	265	53.5	0	0.0	269	54.0	0	0.0	NE			NE	NE	NE		NE	NE	NE	NE		NE	NE	NE	NE	NE	NE		NE	NE	NE
Infections and infestations	Clostridium colitis	Female	230	46.5	1	0.4	229	46.0	0	0.0		*	Quasi-complete separation of data points detected.				*	WARNING: Negative of Hessian not positive definite.			NE		Algorithm converged.	NE	NE	NE		NE		Algorithm converged.	NE	NE
Infections and infestations	Clostridium difficile colitis	Male	265	53.5	1	0.4	269	54.0	0	0.0		*	Quasi-complete separation of data points detected.				*	WARNING: Negative of Hessian not positive definite.			NE		Algorithm converged.	NE	NE	NE	1.0000	NE		Algorithm converged.	NE	NE
Infections and infestations	Clostridium difficile colitis	Female	230	46.5	1	0.4	229	46.0	0	0.0		*	Quasi-complete separation of data points detected.				*	WARNING: Negative of Hessian not positive definite.			NE		Algorithm converged.	NE	NE	NE		NE		Algorithm converged.	NE	NE
Infections and infestations	Clostridium difficile infection	Male	265	53.5	1	0.4	269	54.0	0	0.0		*	Quasi-complete separation of data points detected.				*	WARNING: Negative of Hessian not positive definite.			NE		Algorithm converged.	NE	NE	NE	1.0000	NE		Algorithm converged.	NE	NE
Infections and infestations	Clostridium difficile infection	Female	230	46.5	2	0.9	229	46.0	0	0.0		*	Quasi-complete separation of data points detected.				*	WARNING: Negative of Hessian not positive definite.			NE		Algorithm converged.	NE	NE	NE		NE		Algorithm converged.	NE	NE
Infections and infestations	Colonic abscess	Male	265	53.5	0	0.0	269	54.0	0	0.0	NE			NE	NE	NE		NE	NE	NE	NE		NE	NE	NE	NE	NE	NE		NE	NE	NE
Infections and infestations	Colonic abscess	Female	230	46.5	1	0.4	229	46.0	0	0.0		*	Quasi-complete separation of data points detected.				*	WARNING: Negative of Hessian not positive definite.			NE		Algorithm converged.	NE	NE	NE		NE		Algorithm converged.	NE	NE
Infections and infestations	Conjunctivitis	Male	265	53.5	4	1.5	269	54.0	3	1.1	1.36		Convergence criterion (GCONV=1E-8) satisfied.	0.30	6.13	0.004		Algorithm converged.	-0.015	0.023	1.35		Algorithm converged.	0.31	5.99	0.6900	0.3838	0.74		Algorithm converged.	0.17	3.27
Infections and infestations	Conjunctivitis	Female	230	46.5	7	3.0	229	46.0	2	0.9	3.56		Convergence criterion (GCONV=1E-8) satisfied.	0.73	17.33	0.022		Algorithm converged.	-0.004	0.047	3.48		Algorithm converged.	0.73	16.60	0.1170		0.29		Algorithm converged.	0.06	1.37
Infections and infestations	Conjunctivitis bacterial	Male	265	53.5	0	0.0	269	54.0	1	0.4		*	Quasi-complete separation of data points detected.				*	ERROR: The mean parameter is either invalid or at a limit of its range for some observations.			0.00		Algorithm converged.	0.00	NE	0.9999	NE	>999.99		Algorithm converged.	0.00	NE
Infections and infestations	Conjunctivitis bacterial	Female	230	46.5	0	0.0	229	46.0	0	0.0	NE			NE	NE	NE		NE	NE	NE	NE		NE	NE	NE	NE		NE		NE	NE	NE
Infections and infestations	Coronavirus infection	Male	265	53.5	0	0.0	269	54.0	0	0.0	NE			NE	NE	NE		NE	NE	NE	NE		NE	NE	NE	NE	NE	NE		NE	NE	NE
Infections and infestations	Coronavirus infection	Female	230	46.5	0	0.0	229	46.0	1	0.4		*	Quasi-complete separation of data points detected.				*	WARNING: Negative of Hessian not positive definite.			0.00		Algorithm converged.	0.00	NE	0.9999		>999.99		Algorithm converged.	0.00	NE
Infections and infestations	Cystitis	Male	265	53.5	1	0.4	269	54.0	0	0.0		*	Quasi-complete separation of data points detected.				*	WARNING: Negative of Hessian not positive definite.			NE		Algorithm converged.	NE	NE	NE	0.0161	NE		Algorithm converged.	NE	NE
Infections and infestations	Cystitis	Female	230	46.5	0	0.0	229	46.0	6	2.6		*	Quasi-complete separation of data points detected.				*	WARNING: Negative of Hessian not positive definite.			0.00		Algorithm converged.	0.00	NE	0.9999		>999.99		Algorithm converged.	0.00	NE
Infections and infestations	Cytomegalovirus enteritis	Male	265	53.5	1	0.4	269	54.0	0	0.0		*	Quasi-complete separation of data points detected.				*	WARNING: Negative of Hessian not positive definite.			NE		Algorithm converged.	NE	NE	NE	NE	NE		Algorithm converged.	NE	NE
Infections and infestations	Cytomegalovirus enteritis	Female	230	46.5	0	0.0	229	46.0	0	0.0	NE			NE	NE	NE		NE	NE	NE	NE		NE	NE	NE	NE		NE		NE	NE	NE
Infections and infestations	Cytomegalovirus infection	Male	265	53.5	1	0.4	269	54.0	0	0.0		*	Quasi-complete separation of data points detected.				*	WARNING: Negative of Hessian not positive definite.			NE		Algorithm converged.	NE	NE	NE	0.0945	NE		Algorithm converged.	NE	NE
Infections and infestations	Cytomegalovirus infection	Female	230	46.5	0	0.0	229	46.0	1	0.4		*	Quasi-complete separation of data points detected.				*	WARNING: Negative of Hessian not positive definite.			0.00		Algorithm converged.	0.00	NE	0.9999		>999.99		Algorithm converged.	0.00	NE
Infections and infestations	Cytomegalovirus infection reactivation	Male	265	53.5	1	0.4	269	54.0	0	0.0		*	Quasi-complete separation of data points detected.				*	WARNING: Negative of Hessian not positive definite.			NE		Algorithm converged.	NE	NE	NE	NE	NE		Algorithm converged.	NE	NE
Infections and infestations	Cytomegalovirus infection reactivation	Female	230	46.5	0	0.0	229	46.0	0	0.0	NE			NE	NE	NE		NE	NE	NE	NE		NE	NE	NE	NE		NE		NE	NE	NE
Infections and infestations	Device related infection	Male	265	53.5	1	0.4	269	54.0	0	0.0		*	Quasi-complete separation of data points detected.				*	WARNING: Negative of Hessian not positive definite.			NE		Algorithm converged.	NE	NE	NE	0.4060	NE		Algorithm converged.	NE	NE
Infections and infestations	Device related infection	Female	230	46.5	2	0.9	229	46.0	1	0.4	2.00		Convergence criterion (GCONV=1E-8) satisfied.	0.18	22.21	0.004		Algorithm converged.	-0.010	0.019	1.99		Algorithm converged.	0.18	21.81	0.5727		0.50		Algorithm converged.	0.05	5.50
Infections and infestations	Device related sepsis	Male	265	53.5	0	0.0	269	54.0	0	0.0	NE			NE	NE	NE		NE	NE	NE	NE		NE	NE	NE	NE	NE	NE		NE	NE	NE
Infections and infestations	Device related sepsis	Female	230	46.5	1	0.4	229	46.0	0	0.0		*	Quasi-complete separation of data points detected.				*	WARNING: Negative of Hessian not positive definite.			NE		Algorithm converged.	NE	NE	NE		NE		Algorithm converged.	NE	NE
Infections and infestations	Diarrhoea infectious	Male	265	53.5	1	0.4	269	54.0	1	0.4	1.02		Convergence criterion (GCONV=1E-8) satisfied.	0.06	16.31	0.000		Algorithm converged.	-0.010	0.010	1.02		Algorithm converged.	0.06	16.14	0.9915	0.3089	0.99		Algorithm converged.	0.06	15.67
Infections and infestations	Diarrhoea infectious	Female	230	46.5	1	0.4	229	46.0	0	0.0		*	Quasi-complete separation of data points detected.				*	WARNING: Negative of Hessian not positive definite.			NE		Algorithm converged.	NE	NE	NE		NE		Algorithm converged.	NE	NE
Infections and infestations	Diverticulitis	Male	265	53.5	0	0.0	269	54.0	0	0.0	NE			NE	NE	NE		NE	NE	NE	NE		NE	NE	NE	NE	1.0000	NE		NE	NE	NE
Infections and infestations	Diverticulitis	Female	230	46.5	1	0.4	229	46.0	1	0.4	1.00		Convergence criterion (GCONV=1E-8) satisfied.	0.06	16.01	0.000		Algorithm converged.	-0.012	0.012	1.00		Algorithm converged.	0.06	15.82	0.9975		1.00		Algorithm converged.	0.06	15.96
Infections and infestations	Ear infection	Male	265	53.5	2	0.8	269	54.0	1	0.4	2.04		Convergence criterion (GCONV=1E-8) satisfied.	0.18	22.61	0.004		Algorithm converged.	-0.009	0.017	2.03		Algorithm converged.	0.19	22.26	0.5622	0.1859	0.49		Algorithm converged.	0.04	5.40
Infections and infestations	Ear infection	Female	230	46.5	0	0.0	229	46.0	1	0.4		*	Quasi-complete separation of data points detected.				*	WARNING: Negative of Hessian not positive definite.			0.00		Algorithm converged.	0.00	NE	0.9999		>999.99		Algorithm converged.	0.00	NE
Infections and infestations	Enteritis infectious	Male	265	53.5	1	0.4	269	54.0	0	0.0		*	Quasi-complete separation of data points detected.				*	WARNING: Negative of Hessian not positive definite.			NE		Algorithm converged.	NE	NE	NE	NE	NE		Algorithm converged.	NE	NE
Infections and infestations	Enteritis infectious	Female	230	46.5	0	0.0	229	46.0	0	0.0	NE			NE	NE	NE		NE	NE	NE	NE		NE	NE	NE	NE		NE		NE	NE	NE
Infections and infestations	Enterobacter infection	Male	265	53.5	0	0.0	269	54.0	1	0.4		*	Quasi-complete separation of data points detected.				*	ERROR: The mean parameter is either invalid or at a limit of its range for some observations.			0.00		Algorithm converged.	0.00	NE	0.9999	NE	>999.99		Algorithm converged.	0.00	NE
Infections and infestations	Enterobacter infection	Female	230	46.5	0	0.0	229	46.0	0	0.0	NE			NE	NE	NE		NE	NE	NE	NE		NE	NE	NE	NE		NE		NE	NE	NE
Infections and infestations	Enterocolitis infectious	Male	265	53.5	1	0.4	269	54.0	0	0.0		*	Quasi-complete separation of data points detected.				*	WARNING: Negative of Hessian not positive definite.			NE		Algorithm converged.	NE	NE	NE	NE	NE		Algorithm converged.	NE	NE
Infections and infestations	Enterocolitis infectious	Female	230	46.5	0	0.0	229	46.0	0	0.0	NE			NE	NE	NE		NE	NE	NE	NE		NE	NE	NE	NE		NE		NE	NE	NE
Infections and infestations	Erysipelas	Male	265	53.5	0	0.0	269	54.0	0	0.0	NE			NE	NE	NE		NE	NE	NE	NE		NE	NE	NE	NE	NE	NE		NE	NE	NE
Infections and infestations	Erysipelas	Female	230	46.5	1	0.4	229	46.0	0	0.0		*	Quasi-complete separation of data points detected.				*	WARNING: Negative of Hessian not positive definite.			NE		Algorithm converged.	NE	NE	NE		NE		Algorithm converged.	NE	NE
Infections and infestations	Escherichia bacteraemia	Male	265	53.5	0	0.0	269	54.0	0	0.0	NE			NE	NE	NE		NE	NE	NE	NE		NE	NE	NE	NE	1.0000	NE		NE	NE	NE
Infections and infestations	Escherichia bacteraemia	Female	230	46.5	1	0.4	229	46.0	1	0.4	1.00		Convergence criterion (GCONV=1E-8) satisfied.	0.06	16.01	0.000		Algorithm converged.	-0.012	0.012	1.00		Algorithm converged.	0.06	15.82	0.9975		1.00		Algorithm converged.	0.06	15.96
Infections and infestations	Escherichia infection	Male	265	53.5	0	0.0	269	54.0	0	0.0	NE			NE	NE	NE		NE	NE	NE	NE		NE	NE	NE	NE	NE	NE		NE	NE	NE
Infections and infestations	Escherichia infection	Female	230	46.5	1	0.4	229	46.0	0	0.0		*	Quasi-complete separation of data points detected.				*	WARNING: Negative of Hessian not positive definite.			NE		Algorithm converged.	NE	NE	NE		NE		Algorithm converged.	NE	NE
Infections and infestations	Escherichia sepsis	Male	265	53.5	0	0.0	269	54.0	1	0.4		*	Quasi-complete separation of data points detected.				*	ERROR: The mean parameter is either invalid or at a limit of its range for some observations.			0.00		Algorithm converged.	0.00	NE	0.9999	0.3089	>999.99		Algorithm converged.	0.00	NE
Infections and infestations	Escherichia sepsis	Female	230	46.5	1	0.4	229	46.0	1	0.4	1.00		Convergence criterion (GCONV=1E-8) satisfied.	0.06	16.01	0.000		Algorithm converged.	-0.012	0.012	1.00		Algorithm converged.	0.06	15.82	0.9975		1.00		Algorithm converged.	0.06	15.96
Infections and infestations	Eye infection	Male	265	53.5	0	0.0	269	54.0	0	0.0	NE			NE	NE	NE		NE	NE	NE	NE		NE	NE	NE	NE	1.0000	NE		NE	NE	NE
Infections and infestations	Eye infection	Female	230	46.5	1	0.4	229	46.0	2	0.9	0.50		Convergence criterion (GCONV=1E-8) satisfied.	0.04	5.50	-0.004		Algorithm converged.	-0.019	0.010	0.50		Algorithm converged.	0.05	5.45	0.5679		2.01		Algorithm converged.	0.18	22.00
Infections and infestations	Eyelid infection	Male	265	53.5	0	0.0	269	54.0	0	0.0	NE			NE	NE	NE		NE	NE	NE	NE		NE	NE	NE	NE	NE	NE		NE	NE	NE
Infections and infestations	Eyelid infection	Female	230	46.5	1	0.4	229	46.0	0	0.0		*	Quasi-complete separation of data points detected.				*	WARNING: Negative of Hessian not positive definite.			NE		Algorithm converged.	NE	NE	NE		NE		Algorithm converged.	NE	NE
Infections and infestations	Folliculitis	Male	265	53.5	2	0.8	269	54.0	2	0.7	1.02		Convergence criterion (GCONV=1E-8) satisfied.	0.14	7.26	0.000		Algorithm converged.	-0.015	0.015	1.02		Algorithm converged.	0.14	7.15	0.9880	0.7741	0.99		Algorithm converged.	0.14	6.94
Infections and infestations	Folliculitis	Female	230	46.5	3	1.3	229	46.0	2	0.9	1.50		Convergence criterion (GCONV=1E-8) satisfied.	0.25	9.06	0.004		Algorithm converged.	-0.015	0.023	1.49		Algorithm converged.	0.25	8.85	0.6587		0.67		Algorithm converged.	0.11	3.97
Infections and infestations	Fungal foot infection	Male	265	53.5	0	0.0	269	54.0	0	0.0	NE			NE	NE	NE		NE	NE	NE	NE		NE	NE	NE	NE	NE	NE		NE	NE	NE
Infections and infestations	Fungal foot infection	Female	230	46.5	1	0.4	229	46.0	0	0.0		*	Quasi-complete separation of data points detected.				*	WARNING: Negative of Hessian not positive definite.			NE		Algorithm converged.	NE	NE	NE		NE		Algorithm converged.	NE	NE
Infections and infestations	Fungal infection	Male	265	53.5	0	0.0	269	54.0	1	0.4		*	Quasi-complete separation of data points detected.				*	ERROR: The mean parameter is either invalid or at a limit of its range for some observations.			0.00		Algorithm converged.	0.00	NE	0.9999	0.3089	>999.99		Algorithm converged.	0.00	NE
Infections and infestations	Fungal infection	Female	230	46.5	1	0.4	229	46.0	1	0.4	1.00		Convergence criterion (GCONV=1E-8) satisfied.	0.06	16.01	0.000		Algorithm converged.	-0.012	0.012	1.00		Algorithm converged.	0.06	15.82	0.9975		1.00		Algorithm converged.	0.06	15.96
Infections and infestations	Fungal skin infection	Male	265	53.5	2	0.8	269	54.0	0	0.0		*	Quasi-complete separation of data points detected.				*	WARNING: Negative of Hessian not positive definite.			NE		Algorithm converged.	NE	NE	NE	1.0000	NE		Algorithm converged.	NE	NE
Infections and infestations	Fungal skin infection	Female	230	46.5	2	0.9	229	46.0	0	0.0		*	Quasi-complete separation of data points detected.				*	WARNING: Negative of Hessian not positive definite.			NE		Algorithm converged.	NE	NE	NE		NE		Algorithm converged.	NE	NE
Infections and infestations	Furuncle	Male	265	53.5	1	0.4	269	54.0	0	0.0		*	Quasi-complete separation of data points detected.				*	WARNING: Negative of Hessian not positive definite.			NE		Algorithm converged.	NE	NE	NE	NE	NE		Algorithm converged.	NE	NE
Infections and infestations	Furuncle	Female	230	46.5	0	0.0	229	46.0	0	0.0	NE			NE	NE	NE		NE	NE	NE	NE		NE	NE	NE	NE		NE		NE	NE	NE
Infections and infestations	Gastroenteritis	Male	265	53.5	0	0.0	269	54.0	0	0.0	NE			NE	NE	NE		NE	NE	NE	NE		NE	NE	NE	NE	NE	NE		NE	NE	NE
Infections and infestations	Gastroenteritis	Female	230	46.5	1	0.4	229	46.0	0	0.0		*	Quasi-complete separation of data points detected.				*	WARNING: Negative of Hessian not positive definite.			NE		Algorithm converged.	NE	NE	NE		NE		Algorithm converged.	NE	NE
Infections and infestations	Gastroenteritis viral	Male	265	53.5	0	0.0	269	54.0	0	0.0	NE			NE	NE	NE		NE	NE	NE	NE		NE	NE	NE	NE	NE	NE		NE	NE	NE
Infections and infestations	Gastroenteritis viral	Female	230	46.5	1	0.4	229	46.0	0	0.0		*	Quasi-complete separation of data points detected.				*	WARNING: Negative of Hessian not positive definite.			NE		Algorithm converged.	NE	NE	NE		NE		Algorithm converged.	NE	NE
Infections and infestations	Gastrointestinal candidiasis	Male	265	53.5	0	0.0	269	54.0	0	0.0	NE			NE	NE	NE		NE	NE	NE	NE		NE	NE	NE	NE	NE	NE		NE	NE	NE
Infections and infestations	Gastrointestinal candidiasis	Female	230	46.5	1	0.4	229	46.0	0	0.0		*	Quasi-complete separation of data points detected.				*	WARNING: Negative of Hessian not positive definite.			NE		Algorithm converged.	NE	NE	NE		NE		Algorithm converged.	NE	NE
Infections and infestations	Gastrointestinal infection	Male	265	53.5	0	0.0	269	54.0	0	0.0	NE			NE	NE	NE		NE	NE	NE	NE		NE	NE	NE	NE	NE	NE		NE	NE	NE
Infections and infestations	Gastrointestinal infection	Female	230	46.5	1	0.4	229	46.0	0	0.0		*	Quasi-complete separation of data points detected.				*	WARNING: Negative of Hessian not positive definite.			NE		Algorithm converged.	NE	NE	NE		NE		Algorithm converged.	NE	NE
Infections and infestations	Genital herpes	Male	265	53.5	0	0.0	269	54.0	0	0.0	NE			NE	NE	NE		NE	NE	NE	NE		NE	NE	NE	NE	NE	NE		NE	NE	NE
Infections and infestations	Genital herpes	Female	230	46.5	0	0.0	229	46.0	1	0.4		*	Quasi-complete separation of data points detected.				*	WARNING: Negative of Hessian not positive definite.			0.00		Algorithm converged.	0.00	NE	0.9999		>999.99		Algorithm converged.	0.00	NE
Infections and infestations	Genital infection fungal	Male	265	53.5	0	0.0	269	54.0	1	0.4		*	Quasi-complete separation of data points detected.				*	ERROR: The mean parameter is either invalid or at a limit of its range for some observations.			0.00		Algorithm converged.	0.00	NE	0.9999	NE	>999.99		Algorithm converged.	0.00	NE
Infections and infestations	Genital infection fungal	Female	230	46.5	0	0.0	229	46.0	0	0.0	NE			NE	NE	NE		NE	NE	NE	NE		NE	NE	NE	NE		NE		NE	NE	NE
Infections and infestations	Genitourinary tract infection	Male	265	53.5	0	0.0	269	54.0	1	0.4		*	Quasi-complete separation of data points detected.				*	ERROR: The mean parameter is either invalid or at a limit of its range for some observations.			0.00		Algorithm converged.	0.00	NE	0.9999	NE	>999.99		Algorithm converged.	0.00	NE
Infections and infestations	Genitourinary tract infection	Female	230	46.5	0	0.0	229	46.0	0	0.0	NE			NE	NE	NE		NE	NE	NE	NE		NE	NE	NE	NE		NE		NE	NE	NE
Infections and infestations	Gingival abscess	Male	265	53.5	0	0.0	269	54.0	1	0.4		*	Quasi-complete separation of data points detected.				*	ERROR: The mean parameter is either invalid or at a limit of its range for some observations.			0.00		Algorithm converged.	0.00	NE	0.9999	NE	>999.99		Algorithm converged.	0.00	NE
Infections and infestations	Gingival abscess	Female	230	46.5	0	0.0	229	46.0	0	0.0	NE			NE	NE	NE		NE	NE	NE	NE		NE	NE	NE	NE		NE		NE	NE	NE
Infections and infestations	Gingivitis	Male	265	53.5	1	0.4	269	54.0	2	0.7	0.51		Convergence criterion (GCONV=1E-8) satisfied.	0.05	5.61	-0.004		Algorithm converged.	-0.016	0.009	0.51		Algorithm converged.	0.05	5.56	0.5788	1.0000	1.97		Algorithm converged.	0.18	21.60
Infections and infestations	Gingivitis	Female	230	46.5	0	0.0	229	46.0	0	0.0	NE			NE	NE	NE		NE	NE	NE	NE		NE	NE	NE	NE		NE		NE	NE	NE
Infections and infestations	Groin infection	Male	265	53.5	0	0.0	269	54.0	0	0.0	NE			NE	NE	NE		NE	NE	NE	NE		NE	NE	NE	NE	NE	NE		NE	NE	NE
Infections and infestations	Groin infection	Female	230	46.5	1	0.4	229	46.0	0	0.0		*	Quasi-complete separation of data points detected.				*	WARNING: Negative of Hessian not positive definite.			NE		Algorithm converged.	NE	NE	NE		NE		Algorithm converged.	NE	NE
Infections and infestations	Helicobacter gastritis	Male	265	53.5	1	0.4	269	54.0	0	0.0		*	Quasi-complete separation of data points detected.				*	WARNING: Negative of Hessian not positive definite.			NE		Algorithm converged.	NE	NE	NE	0.3029	NE		Algorithm converged.	NE	NE
Infections and infestations	Helicobacter gastritis	Female	230	46.5	1	0.4	229	46.0	1	0.4	1.00		Convergence criterion (GCONV=1E-8) satisfied.	0.06	16.01	0.000		Algorithm converged.	-0.012	0.012	1.00		Algorithm converged.	0.06	15.82	0.9975		1.00		Algorithm converged.	0.06	15.96
Infections and infestations	Hepatitis B	Male	265	53.5	0	0.0	269	54.0	3	1.1		*	Quasi-complete separation of data points detected.				*	ERROR: The mean parameter is either invalid or at a limit of its range for some observations.			0.00		Algorithm converged.	0.00	NE	0.9999	NE	>999.99		Algorithm converged.	0.00	NE
Infections and infestations	Hepatitis B	Female	230	46.5	0	0.0	229	46.0	0	0.0	NE			NE	NE	NE		NE	NE	NE	NE		NE	NE	NE	NE		NE		NE	NE	NE
Infections and infestations	Hepatitis B reactivation	Male	265	53.5	0	0.0	269	54.0	0	0.0	NE			NE	NE	NE		NE	NE	NE	NE		NE	NE	NE	NE	NE	NE		NE	NE	NE

Infections and infestations	Hepatitis B reactivation	Female	230	46.5	0	0.0	229	46.0	1	0.4		*	Quasi-complete separation of data points detected.				*	WARNING: Negative of Hessian not positive definite.			0.00		Algorithm converged.	0.00	NE	0.9999		>999.99		Algorithm converged.	0.00	NE
Infections and infestations	Herpes simplex	Male	265	53.5	1	0.4	269	54.0	2	0.7	0.51		Convergence criterion (GCONV=1E-8) satisfied.	0.05	5.61	-0.004		Algorithm converged.	-0.016	0.009	0.51		Algorithm converged.	0.05	5.56	0.5788	1.0000	1.97		Algorithm converged.	0.18	21.60
Infections and infestations	Herpes simplex	Female	230	46.5	0	0.0	229	46.0	0	0.0	NE			NE	NE	NE		NE	NE	NE	NE		NE	NE	NE	NE		NE		NE	NE	NE
Infections and infestations	Herpes simplex reactivation	Male	265	53.5	1	0.4	269	54.0	0	0.0		*	Quasi-complete separation of data points detected.				*	WARNING: Negative of Hessian not positive definite.			NE		Algorithm converged.	NE	NE	NE	NE	NE		Algorithm converged.	NE	NE
Infections and infestations	Herpes simplex reactivation	Female	230	46.5	0	0.0	229	46.0	0	0.0	NE			NE	NE	NE		NE	NE	NE	NE		NE	NE	NE	NE		NE		NE	NE	NE
Infections and infestations	Herpes virus infection	Male	265	53.5	0	0.0	269	54.0	1	0.4		*	Quasi-complete separation of data points detected.				*	ERROR: The mean parameter is either invalid or at a limit of its range for some observations.			0.00		Algorithm converged.	0.00	NE	0.9999	0.0512	>999.99		Algorithm converged.	0.00	NE
Infections and infestations	Herpes virus infection	Female	230	46.5	2	0.9	229	46.0	0	0.0		*	Quasi-complete separation of data points detected.				*	WARNING: Negative of Hessian not positive definite.			NE		Algorithm converged.	NE	NE	NE		NE		Algorithm converged.	NE	NE
Infections and infestations	Herpes zoster	Male	265	53.5	1	0.4	269	54.0	4	1.5	0.25		Convergence criterion (GCONV=1E-8) satisfied.	0.03	2.26	-0.011		Algorithm converged.	-0.027	0.005	0.25		Algorithm converged.	0.03	2.26	0.2186	0.0872	3.94		Algorithm converged.	0.44	35.02
Infections and infestations	Herpes zoster	Female	230	46.5	6	2.6	229	46.0	3	1.3	2.02		Convergence criterion (GCONV=1E-8) satisfied.	0.50	8.17	0.013		Algorithm converged.	-0.012	0.038	1.99		Algorithm converged.	0.50	7.87	0.3258		0.50		Algorithm converged.	0.13	1.98
Infections and infestations	Hordeolum	Male	265	53.5	0	0.0	269	54.0	0	0.0	NE			NE	NE	NE		NE	NE	NE	NE		NE	NE	NE	NE	NE	NE		NE	NE	NE
Infections and infestations	Hordeolum	Female	230	46.5	2	0.9	229	46.0	0	0.0		*	Quasi-complete separation of data points detected.				*	WARNING: Negative of Hessian not positive definite.			NE		Algorithm converged.	NE	NE	NE		NE		Algorithm converged.	NE	NE
Infections and infestations	Infection	Male	265	53.5	4	1.5	269	54.0	2	0.7	2.05		Convergence criterion (GCONV=1E-8) satisfied.	0.37	11.27	0.008		Algorithm converged.	-0.010	0.026	2.03		Algorithm converged.	0.38	10.99	0.4112	0.9873	0.49		Algorithm converged.	0.09	2.67
Infections and infestations	Infection	Female	230	46.5	4	1.7	229	46.0	2	0.9	2.01		Convergence criterion (GCONV=1E-8) satisfied.	0.36	11.08	0.009		Algorithm converged.	-0.012	0.029	1.99		Algorithm converged.	0.37	10.76	0.4237		0.50		Algorithm converged.	0.09	2.71
Infections and infestations	Influenza	Male	265	53.5	5	1.9	269	54.0	3	1.1	1.71		Convergence criterion (GCONV=1E-8) satisfied.	0.40	7.21	0.008		Algorithm converged.	-0.013	0.028	1.69		Algorithm converged.	0.41	7.01	0.4684	0.1306	0.59		Algorithm converged.	0.14	2.45
Infections and infestations	Influenza	Female	230	46.5	3	1.3	229	46.0	0	0.0		*	Quasi-complete separation of data points detected.				*	WARNING: Negative of Hessian not positive definite.			NE		Algorithm converged.	NE	NE	NE		NE		Algorithm converged.	NE	NE
Infections and infestations	Intervertebral discitis	Male	265	53.5	0	0.0	269	54.0	0	0.0	NE			NE	NE	NE		NE	NE	NE	NE		NE	NE	NE	NE	NE	NE		NE	NE	NE
Infections and infestations	Intervertebral discitis	Female	230	46.5	0	0.0	229	46.0	1	0.4		*	Quasi-complete separation of data points detected.				*	WARNING: Negative of Hessian not positive definite.			0.00		Algorithm converged.	0.00	NE	0.9999		>999.99		Algorithm converged.	0.00	NE
Infections and infestations	Keratitis viral	Male	265	53.5	0	0.0	269	54.0	0	0.0	NE			NE	NE	NE		NE	NE	NE	NE		NE	NE	NE	NE	NE	NE		NE	NE	NE
Infections and infestations	Keratitis viral	Female	230	46.5	0	0.0	229	46.0	1	0.4		*	Quasi-complete separation of data points detected.				*	WARNING: Negative of Hessian not positive definite.			0.00		Algorithm converged.	0.00	NE	0.9999		>999.99		Algorithm converged.	0.00	NE
Infections and infestations	Klebsiella sepsis	Male	265	53.5	0	0.0	269	54.0	0	0.0	NE			NE	NE	NE		NE	NE	NE	NE		NE	NE	NE	NE	NE	NE		NE	NE	NE
Infections and infestations	Klebsiella sepsis	Female	230	46.5	0	0.0	229	46.0	1	0.4		*	Quasi-complete separation of data points detected.				*	WARNING: Negative of Hessian not positive definite.			0.00		Algorithm converged.	0.00	NE	0.9999		>999.99		Algorithm converged.	0.00	NE
Infections and infestations	Large intestine infection	Male	265	53.5	0	0.0	269	54.0	0	0.0	NE			NE	NE	NE		NE	NE	NE	NE		NE	NE	NE	NE	NE	NE		NE	NE	NE
Infections and infestations	Large intestine infection	Female	230	46.5	0	0.0	229	46.0	1	0.4		*	Quasi-complete separation of data points detected.				*	WARNING: Negative of Hessian not positive definite.			0.00		Algorithm converged.	0.00	NE	0.9999		>999.99		Algorithm converged.	0.00	NE
Infections and infestations	Laryngitis	Male	265	53.5	0	0.0	269	54.0	1	0.4		*	Quasi-complete separation of data points detected.				*	ERROR: The mean parameter is either invalid or at a limit of its range for some observations.			0.00		Algorithm converged.	0.00	NE	0.9999	0.0968	>999.99		Algorithm converged.	0.00	NE
Infections and infestations	Laryngitis	Female	230	46.5	1	0.4	229	46.0	0	0.0		*	Quasi-complete separation of data points detected.				*	WARNING: Negative of Hessian not positive definite.			NE		Algorithm converged.	NE	NE	NE		NE		Algorithm converged.	NE	NE
Infections and infestations	Localised infection	Male	265	53.5	1	0.4	269	54.0	1	0.4	1.02		Convergence criterion (GCONV=1E-8) satisfied.	0.06	16.31	0.000		Algorithm converged.	-0.010	0.010	1.02		Algorithm converged.	0.06	16.14	0.9915	0.7170	0.99		Algorithm converged.	0.06	15.67
Infections and infestations	Localised infection	Female	230	46.5	2	0.9	229	46.0	1	0.4	2.00		Convergence criterion (GCONV=1E-8) satisfied.	0.18	22.21	0.004		Algorithm converged.	-0.010	0.019	1.99		Algorithm converged.	0.18	21.81	0.5727		0.50		Algorithm converged.	0.05	5.50
Infections and infestations	Lower respiratory tract infection	Male	265	53.5	0	0.0	269	54.0	1	0.4		*	Quasi-complete separation of data points detected.				*	ERROR: The mean parameter is either invalid or at a limit of its range for some observations.			0.00		Algorithm converged.	0.00	NE	0.9999	NE	>999.99		Algorithm converged.	0.00	NE
Infections and infestations	Lower respiratory tract infection	Female	230	46.5	0	0.0	229	46.0	0	0.0	NE			NE	NE	NE		NE	NE	NE	NE		NE	NE	NE	NE		NE		NE	NE	NE
Infections and infestations	Lymph gland infection	Male	265	53.5	1	0.4	269	54.0	0	0.0		*	Quasi-complete separation of data points detected.				*	WARNING: Negative of Hessian not positive definite.			NE		Algorithm converged.	NE	NE	NE	NE	NE		Algorithm converged.	NE	NE
Infections and infestations	Lymph gland infection	Female	230	46.5	0	0.0	229	46.0	0	0.0	NE			NE	NE	NE		NE	NE	NE	NE		NE	NE	NE	NE		NE		NE	NE	NE
Infections and infestations	Mediastinitis	Male	265	53.5	0	0.0	269	54.0	0	0.0	NE			NE	NE	NE		NE	NE	NE	NE		NE	NE	NE	NE	NE	NE		NE	NE	NE
Infections and infestations	Mediastinitis	Female	230	46.5	1	0.4	229	46.0	0	0.0		*	Quasi-complete separation of data points detected.				*	WARNING: Negative of Hessian not positive definite.			NE		Algorithm converged.	NE	NE	NE		NE		Algorithm converged.	NE	NE
Infections and infestations	Nail infection	Male	265	53.5	1	0.4	269	54.0	1	0.4	1.02		Convergence criterion (GCONV=1E-8) satisfied.	0.06	16.31	0.000		Algorithm converged.	-0.010	0.010	1.02		Algorithm converged.	0.06	16.14	0.9915	0.9911	0.99		Algorithm converged.	0.06	15.67
Infections and infestations	Nail infection	Female	230	46.5	2	0.9	229	46.0	2	0.9	1.00		Convergence criterion (GCONV=1E-8) satisfied.	0.14	7.13	0.000		Algorithm converged.	-0.017	0.017	1.00		Algorithm converged.	0.14	7.01	0.9965		1.00		Algorithm converged.	0.14	7.07
Infections and infestations	Nasopharyngitis	Male	265	53.5	6	2.3	269	54.0	12	4.5	0.50		Convergence criterion (GCONV=1E-8) satisfied.	0.18	1.34	-0.022		Algorithm converged.	-0.052	0.009	0.51		Algorithm converged.	0.19	1.33	0.1685	0.0426	1.97		Algorithm converged.	0.75	5.17
Infections and infestations	Nasopharyngitis	Female	230	46.5	12	5.2	229	46.0	6	2.6	2.05		Convergence criterion (GCONV=1E-8) satisfied.	0.75	5.55	0.026		Algorithm converged.	-0.009	0.061	1.99		Algorithm converged.	0.76	5.22	0.1608		0.50		Algorithm converged.	0.19	1.32
Infections and infestations	Neutropenic sepsis	Male	265	53.5	2	0.8	269	54.0	0	0.0		*	Quasi-complete separation of data points detected.				*	WARNING: Negative of Hessian not positive definite.			NE		Algorithm converged.	NE	NE	NE	0.0497	NE		Algorithm converged.	NE	NE
Infections and infestations	Neutropenic sepsis	Female	230	46.5	0	0.0	229	46.0	1	0.4		*	Quasi-complete separation of data points detected.				*	WARNING: Negative of Hessian not positive definite.			0.00		Algorithm converged.	0.00	NE	0.9999		>999.99		Algorithm converged.	0.00	NE
Infections and infestations	Oesophageal candidiasis	Male	265	53.5	1	0.4	269	54.0	0	0.0		*	Quasi-complete separation of data points detected.				*	WARNING: Negative of Hessian not positive definite.			NE		Algorithm converged.	NE	NE	NE	NE	NE		Algorithm converged.	NE	NE
Infections and infestations	Oesophageal candidiasis	Female	230	46.5	0	0.0	229	46.0	0	0.0	NE			NE	NE	NE		NE	NE	NE	NE		NE	NE	NE	NE		NE		NE	NE	NE
Infections and infestations	Onychomycosis	Male	265	53.5	2	0.8	269	54.0	4	1.5	0.50		Convergence criterion (GCONV=1E-8) satisfied.	0.09	2.77	-0.007		Algorithm converged.	-0.025	0.011	0.51		Algorithm converged.	0.09	2.75	0.4313	0.6073	1.97		Algorithm converged.	0.36	10.67
Infections and infestations	Onychomycosis	Female	230	46.5	2	0.9	229	46.0	2	0.9	1.00		Convergence criterion (GCONV=1E-8) satisfied.	0.14	7.13	0.000		Algorithm converged.	-0.017	0.017	1.00		Algorithm converged.	0.14	7.01	0.9965		1.00		Algorithm converged.	0.14	7.07
Infections and infestations	Oral candidiasis	Male	265	53.5	3	1.1	269	54.0	2	0.7	1.53		Convergence criterion (GCONV=1E-8) satisfied.	0.25	9.22	0.004		Algorithm converged.	-0.012	0.020	1.52		Algorithm converged.	0.26	9.04	0.6436	0.4751	0.66		Algorithm converged.	0.11	3.90
Infections and infestations	Oral candidiasis	Female	230	46.5	5	2.2	229	46.0	7	3.1	0.70		Convergence criterion (GCONV=1E-8) satisfied.	0.22	2.25	-0.009		Algorithm converged.	-0.038	0.020	0.71		Algorithm converged.	0.23	2.21	0.5554		1.41		Algorithm converged.	0.45	4.37
Infections and infestations	Oral fungal infection	Male	265	53.5	1	0.4	269	54.0	1	0.4	1.02		Convergence criterion (GCONV=1E-8) satisfied.	0.06	16.31	0.000		Algorithm converged.	-0.010	0.010	1.02		Algorithm converged.	0.06	16.14	0.9915	0.7014	0.99		Algorithm converged.	0.06	15.67
Infections and infestations	Oral fungal infection	Female	230	46.5	1	0.4	229	46.0	2	0.9	0.50		Convergence criterion (GCONV=1E-8) satisfied.	0.04	5.50	-0.004		Algorithm converged.	-0.019	0.010	0.50		Algorithm converged.	0.05	5.45	0.5679		2.01		Algorithm converged.	0.18	22.00
Infections and infestations	Oral herpes	Male	265	53.5	5	1.9	269	54.0	5	1.9	1.02		Convergence criterion (GCONV=1E-8) satisfied.	0.29	3.55	0.000		Algorithm converged.	-0.023	0.023	1.02		Algorithm converged.	0.30	3.47	0.9809	0.9869	0.99		Algorithm converged.	0.29	3.36
Infections and infestations	Oral herpes	Female	230	46.5	2	0.9	229	46.0	2	0.9	1.00		Convergence criterion (GCONV=1E-8) satisfied.	0.14	7.13	0.000		Algorithm converged.	-0.017	0.017	1.00		Algorithm converged.	0.14	7.01	0.9965		1.00		Algorithm converged.	0.14	7.07
Infections and infestations	Osteomyelitis	Male	265	53.5	0	0.0	269	54.0	0	0.0	NE			NE	NE	NE		NE	NE	NE	NE		NE	NE	NE	NE	NE	NE		NE	NE	NE
Infections and infestations	Osteomyelitis	Female	230	46.5	1	0.4	229	46.0	0	0.0		*	Quasi-complete separation of data points detected.				*	WARNING: Negative of Hessian not positive definite.			NE		Algorithm converged.	NE	NE	NE		NE		Algorithm converged.	NE	NE
Infections and infestations	Otitis media	Male	265	53.5	0	0.0	269	54.0	3	1.1		*	Quasi-complete separation of data points detected.				*	ERROR: The mean parameter is either invalid or at a limit of its range for some observations.			0.00		Algorithm converged.	0.00	NE	0.9999	0.0096	>999.99		Algorithm converged.	0.00	NE
Infections and infestations	Otitis media	Female	230	46.5	2	0.9	229	46.0	0	0.0		*	Quasi-complete separation of data points detected.				*	WARNING: Negative of Hessian not positive definite.			NE		Algorithm converged.	NE	NE	NE		NE		Algorithm converged.	NE	NE
Infections and infestations	Papilloma viral infection	Male	265	53.5	0	0.0	269	54.0	0	0.0	NE			NE	NE	NE		NE	NE	NE	NE		NE	NE	NE	NE	NE	NE		NE	NE	NE
Infections and infestations	Papilloma viral infection	Female	230	46.5	1	0.4	229	46.0	0	0.0		*	Quasi-complete separation of data points detected.				*	WARNING: Negative of Hessian not positive definite.			NE		Algorithm converged.	NE	NE	NE		NE		Algorithm converged.	NE	NE
Infections and infestations	Paronychia	Male	265	53.5	0	0.0	269	54.0	1	0.4		*	Quasi-complete separation of data points detected.				*	ERROR: The mean parameter is either invalid or at a limit of its range for some observations.			0.00		Algorithm converged.	0.00	NE	0.9999	0.4127	>999.99		Algorithm converged.	0.00	NE
Infections and infestations	Paronychia	Female	230	46.5	1	0.4	229	46.0	2	0.9	0.50		Convergence criterion (GCONV=1E-8) satisfied.	0.04	5.50	-0.004		Algorithm converged.	-0.019	0.010	0.50		Algorithm converged.	0.05	5.45	0.5679		2.01		Algorithm converged.	0.18	22.00
Infections and infestations	Perineal infection	Male	265	53.5	0	0.0	269	54.0	0	0.0	NE			NE	NE	NE		NE	NE	NE	NE		NE	NE	NE	NE	NE	NE		NE	NE	NE
Infections and infestations	Perineal infection	Female	230	46.5	1	0.4	229	46.0	0	0.0		*	Quasi-complete separation of data points detected.				*	WARNING: Negative of Hessian not positive definite.			NE		Algorithm converged.	NE	NE	NE		NE		Algorithm converged.	NE	NE
Infections and infestations	Periodontitis	Male	265	53.5	0	0.0	269	54.0	0	0.0	NE			NE	NE	NE		NE	NE	NE	NE		NE	NE	NE	NE	NE	NE		NE	NE	NE
Infections and infestations	Periodontitis	Female	230	46.5	0	0.0	229	46.0	1	0.4		*	Quasi-complete separation of data points detected.				*	WARNING: Negative of Hessian not positive definite.			0.00		Algorithm converged.	0.00	NE	0.9999		>999.99		Algorithm converged.	0.00	NE
Infections and infestations	Peritonitis	Male	265	53.5	0	0.0	269	54.0	0	0.0	NE			NE	NE	NE		NE	NE	NE	NE		NE	NE	NE	NE	NE	NE		NE	NE	NE
Infections and infestations	Peritonitis	Female	230	46.5	0	0.0	229	46.0	1	0.4		*	Quasi-complete separation of data points detected.				*	WARNING: Negative of Hessian not positive definite.			0.00		Algorithm converged.	0.00	NE	0.9999		>999.99		Algorithm converged.	0.00	NE
Infections and infestations	Pharyngitis	Male	265	53.5	1	0.4	269	54.0	1	0.4	1.02		Convergence criterion (GCONV=1E-8) satisfied.	0.06	16.31	0.000		Algorithm converged.	-0.010	0.010	1.02		Algorithm converged.	0.06	16.14	0.9915	0.1909	0.99		Algorithm converged.	0.06	15.67
Infections and infestations	Pharyngitis	Female	230	46.5	2	0.9	229	46.0	0	0.0		*	Quasi-complete separation of data points detected.				*	WARNING: Negative of Hessian not positive definite.			NE		Algorithm converged.	NE	NE	NE		NE		Algorithm converged.	NE	NE
Infections and infestations	Pneumocystis jirovecii pneumonia	Male	265	53.5	2	0.8	269	54.0	1	0.4	2.04		Convergence criterion (GCONV=1E-8) satisfied.	0.18	22.61	0.004		Algorithm converged.	-0.009	0.017	2.03		Algorithm converged.	0.19	22.26	0.5622	1.0000	0.49		Algorithm converged.	0.04	5.40
Infections and infestations	Pneumocystis jirovecii pneumonia	Female	230	46.5	0	0.0	229	46.0	0	0.0	NE			NE	NE	NE		NE	NE	NE	NE		NE	NE	NE	NE		NE		NE	NE	NE
Infections and infestations	Pneumonia	Male	265	53.5	26	9.8	269	54.0	28	10.4	0.94		Convergence criterion (GCONV=1E-8) satisfied.	0.53	1.64	-0.006		Algorithm converged.	-0.057	0.045	0.94		Algorithm converged.	0.57	1.56	0.8189	0.5000	1.06		Algorithm converged.	0.64	1.76
Infections and infestations	Pneumonia	Female	230	46.5	20	8.7	229	46.0	16	7.0	1.27		Convergence criterion (GCONV=1E-8) satisfied.	0.64	2.51	0.017		Algorithm converged.	-0.032	0.066	1.24		Algorithm converged.	0.66	2.34	0.4971		0.80		Algorithm converged.	0.43	1.51
Infections and infestations	Pneumonia bacterial	Male	265	53.5	0	0.0	269	54.0	0	0.0	NE			NE	NE	NE		NE	NE	NE	NE		NE	NE	NE	NE	NE	NE		NE	NE	NE
Infections and infestations	Pneumonia bacterial	Female	230	46.5	1	0.4	229	46.0	0	0.0		*	Quasi-complete separation of data points detected.				*	WARNING: Negative of Hessian not positive definite.			NE		Algorithm converged.	NE	NE	NE		NE		Algorithm converged.	NE	NE
Infections and infestations	Pneumonia klebsiella	Male	265	53.5	0	0.0	269	54.0	0	0.0	NE			NE	NE	NE		NE	NE	NE	NE		NE	NE	NE	NE	NE	NE		NE	NE	NE
Infections and infestations	Pneumonia klebsiella	Female	230	46.5	0	0.0	229	46.0	1	0.4		*	Quasi-complete separation of data points detected.				*	WARNING: Negative of Hessian not positive definite.			0.00		Algorithm converged.	0.00	NE	0.9999		>999.99		Algorithm converged.	0.00	NE
Infections and infestations	Pneumonia pneumococcal	Male	265	53.5	1	0.4	269	54.0	0	0.0		*	Quasi-complete separation of data points detected.				*	WARNING: Negative of Hessian not positive definite.			NE		Algorithm converged.	NE	NE	NE	NE	NE		Algorithm converged.	NE	NE
Infections and infestations	Pneumonia pneumococcal	Female	230	46.5	0	0.0	229	46.0	0	0.0	NE			NE	NE	NE		NE	NE	NE	NE		NE	NE	NE	NE		NE		NE	NE	NE
Infections and infestations	Pneumonia viral	Male	265	53.5	0	0.0	269	54.0	0	0.0	NE			NE	NE	NE		NE	NE	NE	NE		NE	NE	NE	NE	NE	NE		NE	NE	NE
Infections and infestations	Pneumonia viral	Female	230	46.5	1	0.4	229	46.0	0	0.0		*	Quasi-complete separation of data points detected.				*	WARNING: Negative of Hessian not positive definite.			NE		Algorithm converged.	NE	NE	NE		NE		Algorithm converged.	NE	NE
Infections and infestations	Postoperative wound infection	Male	265	53.5	0	0.0	269	54.0	1	0.4		*	Quasi-complete separation of data points detected.				*	ERROR: The mean parameter is either invalid or at a limit of its range for some observations.			0.00		Algorithm converged.	0.00	NE	0.9999	1.0000	>999.99		Algorithm converged.	0.00	NE
Infections and infestations	Postoperative wound infection	Female	230	46.5	0	0.0	229	46.0	1	0.4		*	Quasi-complete separation of data points detected.				*	WARNING: Negative of Hessian not positive definite.			0.00		Algorithm converged.	0.00	NE	0.9999		>999.99		Algorithm converged.	0.00	NE
Infections and infestations	Proctitis fungal	Male	265	53.5	0	0.0	269	54.0	0	0.0	NE			NE	NE	NE		NE	NE	NE	NE		NE	NE	NE	NE	NE	NE		NE	NE	NE
Infections and infestations	Proctitis fungal	Female	230	46.5	0	0.0	229	46.0	1	0.4		*	Quasi-complete separation of data points detected.				*	WARNING: Negative of Hessian not positive definite.			0.00		Algorithm converged.	0.00	NE	0.9999		>999.99		Algorithm converged.	0.00	NE
Infections and infestations	Prostate infection	Male	265	53.5	0	0.0	269	54.0	1	0.4		*	Quasi-complete separation of data points detected.				*	ERROR: The mean parameter is either invalid or at a limit of its range for some observations.			0.00		Algorithm converged.	0.00	NE	0.9999	NE	>999.99		Algorithm converged.	0.00	NE
Infections and infestations	Prostate infection	Female	230	46.5	0	0.0	229	46.0	0	0.0	NE			NE	NE	NE		NE	NE	NE	NE		NE	NE	NE	NE		NE		NE	NE	NE
Infections and infestations	Pseudomonas infection	Male	265	53.5	0	0.0	269	54.0	1	0.4		*	Quasi-complete separation of data points detected.				*	ERROR: The mean parameter is either invalid or at a limit of its range for some observations.			0.00		Algorithm converged.	0.00	NE	0.9999	NE	>999.99		Algorithm converged.	0.00	NE
Infections and infestations	Pseudomonas infection	Female	230	46.5	0	0.0	229	46.0	0	0.0	NE			NE	NE	NE		NE	NE	NE	NE		NE	NE	NE	NE		NE		NE	NE	NE
Infections and infestations	Rectal abscess	Male	265	53.5	1	0.4	269	54.0	0	0.0		*	Quasi-complete separation of data points detected.				*	WARNING: Negative of Hessian not positive definite.			NE		Algorithm converged.	NE	NE	NE	NE	NE		Algorithm converged.	NE	NE
Infections and infestations	Rectal abscess	Female	230	46.5	0	0.0	229	46.0	0	0.0	NE			NE	NE	NE		NE	NE	NE	NE		NE	NE	NE	NE		NE		NE	NE	NE
Infections and infestations	Respiratory tract infection	Male	265	53.5	4	1.5	269	54.0	3	1.1	1.36		Convergence criterion (GCONV=1E-8) satisfied.	0.30	6.13	0.004		Algorithm converged.	-0.015	0.023	1.35		Algorithm converged.	0.31	5.99	0.6900	0.9856	0.74		Algorithm converged.	0.17	3.27
Infections and infestations	Respiratory tract infection	Female	230	46.5	4	1.7	229	46.0	3	1.3	1.33		Convergence criterion (GCONV=1E-8) satisfied.	0.30	6.02	0.004		Algorithm converged.	-0.018	0.027	1.33		Algorithm converged.	0.30	5.87	0.7086		0.75		Algorithm converged.	0.17	3.33
Infections and infestations	Rhinitis	Male	265	53.5	9	3.4	269	54.0	4	1.5	2.33		Convergence criterion (GCONV=1E-8) satisfied.	0.71	7.66	0.019		Algorithm converged.	-0.007	0.045	2.28		Algorithm converged.	0.71	7.33	0.1649	0.4503	0.44		Algorithm converged.	0.14	1.40
Infections and infestations	Rhinitis	Female	230	46.5	9	3.9	229	46.0	7	3.1	1.29		Convergence criterion (GCONV=1E-8) satisfied.	0.47	3.53	0.009		Algorithm converged.	-0.025	0.042	1.28		Algorithm converged.	0.48	3.38	0.6180		0.78		Algorithm converged.	0.30	2.06
Infections and infestations	Rhinovirus infection	Male	265	53.5	1	0.4	269	54.0	0	0.0		*	Quasi-complete separation of data points detected.				*	WARNING: Negative of Hessian not positive definite.			NE		Algorithm converged.	NE	NE	NE	NE	NE		Algorithm converged.	NE	NE
Infections and infestations	Rhinovirus infection	Female	230	46.5	0	0.0	229	46.0	0	0.0	NE			NE	NE	NE		NE	NE	NE	NE		NE	NE	NE	NE		NE		NE	NE	NE
Infections and infestations	Scrotal infection	Male	265	53.5	0	0.0	269	54.0	1	0.4		*	Quasi-complete separation of data points detected.				*	ERROR: The mean parameter is either invalid or at a limit of its range for some observations.			0.00		Algorithm converged.	0.00	NE	0.9999	NE	>999.99		Algorithm converged.	0.00	NE
Infections and infestations	Scrotal infection	Female	230	46.5	0	0.0	229	46.0	0	0.0	NE			NE	NE	NE		NE	NE	NE	NE		NE	NE	NE	NE		NE		NE	NE	NE
Infections and infestations	Sepsis	Male	265	53.5	1	0.4	269	54.0	4	1.5	0.25		Convergence criterion (GCONV=1E-8) satisfied.	0.03	2.26	-0.011		Algorithm converged.	-0.027	0.005	0.25		Algorithm converged.	0.03	2.26	0.2186	0.2719	3.94		Algorithm converged.	0.44	35.02
Infections and infestations	Sepsis	Female	230	46.5	4	1.7	229	46.0	4	1.7	1.00		Convergence criterion (GCONV=1E-8) satisfied.	0.25	4.03	0.000		Algorithm converged.	-0.024	0.024	1.00		Algorithm converged.	0.25	3.93	0.9950		1.00		Algorithm converged.	0.25	3.97
Infections and infestations	Septic shock	Male	265	53.5	0	0.0	269	54.0	3	1.1		*	Quasi-complete separation of data points detected.				*	ERROR: The mean parameter is either invalid or at a limit of its range for some observations.			0.00		Algorithm converged.	0.00	NE	0.9999	1.0000	>999.99		Algorithm converged.	0.00	NE
Infections and infestations	Septic shock	Female	230	46.5	0	0.0	229	46.0	2	0.9		*	Quasi-complete separation of data points detected.				*	WARNING: Negative of Hessian not positive definite.			0.00		Algorithm converged.	0.00	NE	0.9999		>999.99		Algorithm converged.	0.00	NE
Infections and infestations	Sialoadenitis	Male	265	53.5	0	0.0	269	54.0	0	0.0	NE			NE	NE	NE		NE	NE	NE	NE		NE	NE	NE	NE	NE	NE		NE	NE	NE
Infections and infestations	Sialoadenitis	Female	230	46.5	0	0.0	229	46.0	1	0.4		*	Quasi-complete separation of data points detected.				*	WARNING: Negative of Hessian not positive definite.			0.00		Algorithm converged.	0.00	NE	0.9999		>999.99		Algorithm converged.	0.00	NE
Infections and infestations	Sinusitis	Male	265	53.5	2	0.8	269	54.0	1	0.4	2.04		Convergence criterion (GCONV=1E-8) satisfied.	0.18	22.61	0.004		Algorithm converged.	-0.009	0.017	2.03		Algorithm converged.	0.19	22.26	0.5622	0.9897	0.49		Algorithm converged.	0.04	5.40
Infections and infestations	Sinusitis	Female	230	46.5	4	1.7	229	46.0	2	0.9	2.01		Convergence criterion (GCONV=1E-8) satisfied.	0.36	11.08	0.009		Algorithm converged.	-0.012	0.029	1.99		Algorithm converged.	0.37	10.76	0.4237		0.50		Algorithm converged.	0.09	2.71
Infections and infestations	Sinusitis bacterial	Male	265	53.5	0	0.0	269	54.0	0	0.0	NE			NE	NE	NE		NE	NE	NE	NE		NE	NE	NE	NE	NE	NE		NE	NE	NE

Infections and infestations	Sinusitis bacterial	Female		230	46.5	1	0.4	229	46.0	0	0.0		*	Quasi-complete separation of data points detected.				*	WARNING: Negative of Hessian not positive definite.			NE		Algorithm converged.	NE	NE	NE		NE		Algorithm converged.	NE	NE
Infections and infestations	Skin infection	Male		265	53.5	4	1.5	269	54.0	0	0.0		*	Quasi-complete separation of data points detected.				*	WARNING: Negative of Hessian not positive definite.			NE		Algorithm converged.	NE	NE	NE	0.0655	NE		Algorithm converged.	NE	NE
Infections and infestations	Skin infection	Female		230	46.5	4	1.7	229	46.0	3	1.3	1.33		Convergence criterion (GCONV=1E-8) satisfied.	0.30	6.02	0.004		Algorithm converged.	-0.018	0.027	1.33		Algorithm converged.	0.30	5.87	0.7086		0.75		Algorithm converged.	0.17	3.33
Infections and infestations	Soft tissue infection	Male		265	53.5	1	0.4	269	54.0	0	0.0		*	Quasi-complete separation of data points detected.				*	WARNING: Negative of Hessian not positive definite.			NE		Algorithm converged.	NE	NE	NE	NE	NE		Algorithm converged.	NE	NE
Infections and infestations	Soft tissue infection	Female		230	46.5	0	0.0	229	46.0	0	0.0	NE			NE	NE	NE		NE	NE	NE	NE		NE	NE	NE	NE		NE		NE	NE	NE
Infections and infestations	Staphylococcal infection	Male		265	53.5	1	0.4	269	54.0	3	1.1	0.34		Convergence criterion (GCONV=1E-8) satisfied.	0.03	3.25	-0.007		Algorithm converged.	-0.022	0.007	0.34		Algorithm converged.	0.04	3.23	0.3467	0.1368	2.96		Algorithm converged.	0.31	28.23
Infections and infestations	Staphylococcal infection	Female		230	46.5	1	0.4	229	46.0	0	0.0		*	Quasi-complete separation of data points detected.				*	WARNING: Negative of Hessian not positive definite.			NE		Algorithm converged.	NE	NE	NE		NE		Algorithm converged.	NE	NE
Infections and infestations	Staphylococcal sepsis	Male		265	53.5	0	0.0	269	54.0	0	0.0	NE			NE	NE	NE		NE	NE	NE	NE		NE	NE	NE	NE	NE	NE		NE	NE	NE
Infections and infestations	Staphylococcal sepsis	Female		230	46.5	1	0.4	229	46.0	0	0.0		*	Quasi-complete separation of data points detected.				*	WARNING: Negative of Hessian not positive definite.			NE		Algorithm converged.	NE	NE	NE		NE		Algorithm converged.	NE	NE
Infections and infestations	Stenotrophomonas infection	Male		265	53.5	0	0.0	269	54.0	1	0.4		*	Quasi-complete separation of data points detected.				*	ERROR: The mean parameter is either invalid or at a limit of its range for some observations.			0.00		Algorithm converged.	0.00	NE	0.9999	NE	>999.99		Algorithm converged.	0.00	NE
Infections and infestations	Stenotrophomonas infection	Female		230	46.5	0	0.0	229	46.0	0	0.0	NE			NE	NE	NE		NE	NE	NE	NE		NE	NE	NE	NE		NE		NE	NE	NE
Infections and infestations	Stoma site infection	Male		265	53.5	0	0.0	269	54.0	0	0.0	NE			NE	NE	NE		NE	NE	NE	NE		NE	NE	NE	NE	NE	NE		NE	NE	NE
Infections and infestations	Stoma site infection	Female		230	46.5	1	0.4	229	46.0	0	0.0		*	Quasi-complete separation of data points detected.				*	WARNING: Negative of Hessian not positive definite.			NE		Algorithm converged.	NE	NE	NE		NE		Algorithm converged.	NE	NE
Infections and infestations	Suspected COVID-19	Male		265	53.5	0	0.0	269	54.0	0	0.0	NE			NE	NE	NE		NE	NE	NE	NE		NE	NE	NE	NE	NE	NE		NE	NE	NE
Infections and infestations	Suspected COVID-19	Female		230	46.5	1	0.4	229	46.0	0	0.0		*	Quasi-complete separation of data points detected.				*	WARNING: Negative of Hessian not positive definite.			NE		Algorithm converged.	NE	NE	NE		NE		Algorithm converged.	NE	NE
Infections and infestations	Systemic candida	Male		265	53.5	0	0.0	269	54.0	0	0.0	NE			NE	NE	NE		NE	NE	NE	NE		NE	NE	NE	NE	NE	NE		NE	NE	NE
Infections and infestations	Systemic candida	Female		230	46.5	0	0.0	229	46.0	1	0.4		*	Quasi-complete separation of data points detected.				*	WARNING: Negative of Hessian not positive definite.			0.00		Algorithm converged.	0.00	NE	0.9999		>999.99		Algorithm converged.	0.00	NE
Infections and infestations	Tinea cruris	Male		265	53.5	2	0.8	269	54.0	0	0.0		*	Quasi-complete separation of data points detected.				*	WARNING: Negative of Hessian not positive definite.			NE		Algorithm converged.	NE	NE	NE	NE	NE		Algorithm converged.	NE	NE
Infections and infestations	Tinea cruris	Female		230	46.5	0	0.0	229	46.0	0	0.0	NE			NE	NE	NE		NE	NE	NE	NE		NE	NE	NE	NE		NE		NE	NE	NE
Infections and infestations	Tinea pedis	Male		265	53.5	1	0.4	269	54.0	1	0.4	1.02		Convergence criterion (GCONV=1E-8) satisfied.	0.06	16.31	0.000		Algorithm converged.	-0.010	0.010	1.02		Algorithm converged.	0.06	16.14	0.9915	1.0000	0.99		Algorithm converged.	0.06	15.67
Infections and infestations	Tinea pedis	Female		230	46.5	0	0.0	229	46.0	0	0.0	NE			NE	NE	NE		NE	NE	NE	NE		NE	NE	NE	NE		NE		NE	NE	NE
Infections and infestations	Tongue fungal infection	Male		265	53.5	1	0.4	269	54.0	2	0.7	0.51		Convergence criterion (GCONV=1E-8) satisfied.	0.05	5.61	-0.004		Algorithm converged.	-0.016	0.009	0.51		Algorithm converged.	0.05	5.56	0.5788	1.0000	1.97		Algorithm converged.	0.18	21.60
Infections and infestations	Tongue fungal infection	Female		230	46.5	0	0.0	229	46.0	0	0.0	NE			NE	NE	NE		NE	NE	NE	NE		NE	NE	NE	NE		NE		NE	NE	NE
Infections and infestations	Tonsillitis	Male		265	53.5	1	0.4	269	54.0	0	0.0		*	Quasi-complete separation of data points detected.				*	WARNING: Negative of Hessian not positive definite.			NE		Algorithm converged.	NE	NE	NE	NE	NE		Algorithm converged.	NE	NE
Infections and infestations	Tonsillitis	Female		230	46.5	0	0.0	229	46.0	0	0.0	NE			NE	NE	NE		NE	NE	NE	NE		NE	NE	NE	NE		NE		NE	NE	NE
Infections and infestations	Tooth abscess	Male		265	53.5	2	0.8	269	54.0	0	0.0		*	Quasi-complete separation of data points detected.				*	WARNING: Negative of Hessian not positive definite.			NE		Algorithm converged.	NE	NE	NE	1.0000	NE		Algorithm converged.	NE	NE
Infections and infestations	Tooth abscess	Female		230	46.5	2	0.9	229	46.0	0	0.0		*	Quasi-complete separation of data points detected.				*	WARNING: Negative of Hessian not positive definite.			NE		Algorithm converged.	NE	NE	NE		NE		Algorithm converged.	NE	NE
Infections and infestations	Tooth infection	Male		265	53.5	2	0.8	269	54.0	1	0.4	2.04		Convergence criterion (GCONV=1E-8) satisfied.	0.18	22.61	0.004		Algorithm converged.	-0.009	0.017	2.03		Algorithm converged.	0.19	22.26	0.5622	0.7014	0.49		Algorithm converged.	0.04	5.40
Infections and infestations	Tooth infection	Female		230	46.5	1	0.4	229	46.0	1	0.4	1.00		Convergence criterion (GCONV=1E-8) satisfied.	0.06	16.01	0.000		Algorithm converged.	-0.012	0.012	1.00		Algorithm converged.	0.06	15.82	0.9975		1.00		Algorithm converged.	0.06	15.96
Infections and infestations	Tracheitis	Male		265	53.5	0	0.0	269	54.0	2	0.7		*	Quasi-complete separation of data points detected.				*	ERROR: The mean parameter is either invalid or at a limit of its range for some observations.			0.00		Algorithm converged.	0.00	NE	0.9999	1.0000	>999.99		Algorithm converged.	0.00	NE
Infections and infestations	Tracheitis	Female		230	46.5	0	0.0	229	46.0	1	0.4		*	Quasi-complete separation of data points detected.				*	WARNING: Negative of Hessian not positive definite.			0.00		Algorithm converged.	0.00	NE	0.9999		>999.99		Algorithm converged.	0.00	NE
Infections and infestations	Tracheobronchitis	Male		265	53.5	0	0.0	269	54.0	0	0.0	NE			NE	NE	NE		NE	NE	NE	NE		NE	NE	NE	NE	NE	NE		NE	NE	NE
Infections and infestations	Tracheobronchitis	Female		230	46.5	1	0.4	229	46.0	0	0.0		*	Quasi-complete separation of data points detected.				*	WARNING: Negative of Hessian not positive definite.			NE		Algorithm converged.	NE	NE	NE		NE		Algorithm converged.	NE	NE
Infections and infestations	Tuberculosis	Male		265	53.5	0	0.0	269	54.0	1	0.4		*	Quasi-complete separation of data points detected.				*	ERROR: The mean parameter is either invalid or at a limit of its range for some observations.			0.00		Algorithm converged.	0.00	NE	0.9999	NE	>999.99		Algorithm converged.	0.00	NE
Infections and infestations	Tuberculosis	Female		230	46.5	0	0.0	229	46.0	0	0.0	NE			NE	NE	NE		NE	NE	NE	NE		NE	NE	NE	NE		NE		NE	NE	NE
Infections and infestations	Upper respiratory tract infection	Male		265	53.5	18	6.8	269	54.0	22	8.2	0.82		Convergence criterion (GCONV=1E-8) satisfied.	0.43	1.56	-0.014		Algorithm converged.	-0.058	0.031	0.83		Algorithm converged.	0.46	1.51	0.5437	0.7040	1.20		Algorithm converged.	0.66	2.19
Infections and infestations	Upper respiratory tract infection	Female		230	46.5	17	7.4	229	46.0	24	10.5	0.68		Convergence criterion (GCONV=1E-8) satisfied.	0.36	1.31	-0.031		Algorithm converged.	-0.083	0.021	0.71		Algorithm converged.	0.39	1.28	0.2490		1.42		Algorithm converged.	0.78	2.57
Infections and infestations	Upper respiratory tract infection bacterial	Male		265	53.5	0	0.0	269	54.0	1	0.4		*	Quasi-complete separation of data points detected.				*	ERROR: The mean parameter is either invalid or at a limit of its range for some observations.			0.00		Algorithm converged.	0.00	NE	0.9999	NE	>999.99		Algorithm converged.	0.00	NE
Infections and infestations	Upper respiratory tract infection bacterial	Female		230	46.5	0	0.0	229	46.0	0	0.0	NE			NE	NE	NE		NE	NE	NE	NE		NE	NE	NE	NE		NE		NE	NE	NE
Infections and infestations	Urethritis	Male		265	53.5	0	0.0	269	54.0	1	0.4		*	Quasi-complete separation of data points detected.				*	ERROR: The mean parameter is either invalid or at a limit of its range for some observations.			0.00		Algorithm converged.	0.00	NE	0.9999	NE	>999.99		Algorithm converged.	0.00	NE
Infections and infestations	Urethritis	Female		230	46.5	0	0.0	229	46.0	0	0.0	NE			NE	NE	NE		NE	NE	NE	NE		NE	NE	NE	NE		NE		NE	NE	NE
Infections and infestations	Urinary tract infection	Male		265	53.5	11	4.2	269	54.0	8	3.0	1.41		Convergence criterion (GCONV=1E-8) satisfied.	0.56	3.57	0.012		Algorithm converged.	-0.020	0.043	1.40		Algorithm converged.	0.57	3.42	0.4652	0.9560	0.72		Algorithm converged.	0.29	1.75
Infections and infestations	Urinary tract infection	Female		230	46.5	26	11.3	229	46.0	18	7.9	1.49		Convergence criterion (GCONV=1E-8) satisfied.	0.79	2.81	0.034		Algorithm converged.	-0.019	0.088	1.44		Algorithm converged.	0.81	2.55	0.2135		0.70		Algorithm converged.	0.39	1.23
Infections and infestations	Urinary tract infection bacterial	Male		265	53.5	0	0.0	269	54.0	0	0.0	NE			NE	NE	NE		NE	NE	NE	NE		NE	NE	NE	NE	NE	NE		NE	NE	NE
Infections and infestations	Urinary tract infection bacterial	Female		230	46.5	1	0.4	229	46.0	0	0.0		*	Quasi-complete separation of data points detected.				*	WARNING: Negative of Hessian not positive definite.			NE		Algorithm converged.	NE	NE	NE		NE		Algorithm converged.	NE	NE
Infections and infestations	Urinary tract infection enterococcal	Male		265	53.5	1	0.4	269	54.0	0	0.0		*	Quasi-complete separation of data points detected.				*	WARNING: Negative of Hessian not positive definite.			NE		Algorithm converged.	NE	NE	NE	NE	NE		Algorithm converged.	NE	NE
Infections and infestations	Urinary tract infection enterococcal	Female		230	46.5	0	0.0	229	46.0	0	0.0	NE			NE	NE	NE		NE	NE	NE	NE		NE	NE	NE	NE		NE		NE	NE	NE
Infections and infestations	Vaginal infection	Male		265	53.5	0	0.0	269	54.0	0	0.0	NE			NE	NE	NE		NE	NE	NE	NE		NE	NE	NE	NE	1.0000	NE		NE	NE	NE
Infections and infestations	Vaginal infection	Female		230	46.5	1	0.4	229	46.0	2	0.9	0.50		Convergence criterion (GCONV=1E-8) satisfied.	0.04	5.50	-0.004		Algorithm converged.	-0.019	0.010	0.50		Algorithm converged.	0.05	5.45	0.5679		2.01		Algorithm converged.	0.18	22.00
Infections and infestations	Vascular access site cellulitis	Male		265	53.5	1	0.4	269	54.0	0	0.0		*	Quasi-complete separation of data points detected.				*	WARNING: Negative of Hessian not positive definite.			NE		Algorithm converged.	NE	NE	NE	NE	NE		Algorithm converged.	NE	NE
Infections and infestations	Vascular access site cellulitis	Female		230	46.5	0	0.0	229	46.0	0	0.0	NE			NE	NE	NE		NE	NE	NE	NE		NE	NE	NE	NE		NE		NE	NE	NE
Infections and infestations	Vascular device infection	Male		265	53.5	3	1.1	269	54.0	0	0.0		*	Quasi-complete separation of data points detected.				*	WARNING: Negative of Hessian not positive definite.			NE		Algorithm converged.	NE	NE	NE	1.0000	NE		Algorithm converged.	NE	NE
Infections and infestations	Vascular device infection	Female		230	46.5	1	0.4	229	46.0	0	0.0		*	Quasi-complete separation of data points detected.				*	WARNING: Negative of Hessian not positive definite.			NE		Algorithm converged.	NE	NE	NE		NE		Algorithm converged.	NE	NE
Infections and infestations	Viraemia	Male		265	53.5	0	0.0	269	54.0	0	0.0	NE			NE	NE	NE		NE	NE	NE	NE		NE	NE	NE	NE	NE	NE		NE	NE	NE
Infections and infestations	Viraemia	Female		230	46.5	0	0.0	229	46.0	1	0.4		*	Quasi-complete separation of data points detected.				*	WARNING: Negative of Hessian not positive definite.			0.00		Algorithm converged.	0.00	NE	0.9999		>999.99		Algorithm converged.	0.00	NE
Infections and infestations	Viral infection	Male		265	53.5	2	0.8	269	54.0	0	0.0		*	Quasi-complete separation of data points detected.				*	WARNING: Negative of Hessian not positive definite.			NE		Algorithm converged.	NE	NE	NE	NE	NE		Algorithm converged.	NE	NE
Infections and infestations	Viral infection	Female		230	46.5	0	0.0	229	46.0	0	0.0	NE			NE	NE	NE		NE	NE	NE	NE		NE	NE	NE	NE		NE		NE	NE	NE
Infections and infestations	Vulvovaginal mycotic infection	Male		265	53.5	0	0.0	269	54.0	0	0.0	NE			NE	NE	NE		NE	NE	NE	NE		NE	NE	NE	NE	1.0000	NE		NE	NE	NE
Infections and infestations	Vulvovaginal mycotic infection	Female		230	46.5	3	1.3	229	46.0	1	0.4	3.01		Convergence criterion (GCONV=1E-8) satisfied.	0.31	29.18	0.009		Algorithm converged.	-0.008	0.026	2.99		Algorithm converged.	0.31	28.50	0.3417		0.33		Algorithm converged.	0.04	3.19
Infections and infestations	Wound infection	Male		265	53.5	0	0.0	269	54.0	1	0.4		*	Quasi-complete separation of data points detected.				*	ERROR: The mean parameter is either invalid or at a limit of its range for some observations.			0.00		Algorithm converged.	0.00	NE	0.9999	NE	>999.99		Algorithm converged.	0.00	NE
Infections and infestations	Wound infection	Female		230	46.5	0	0.0	229	46.0	0	0.0	NE			NE	NE	NE		NE	NE	NE	NE		NE	NE	NE	NE		NE		NE	NE	NE
Infections and infestations	Wound infection bacterial	Male		265	53.5	0	0.0	269	54.0	2	0.7		*	Quasi-complete separation of data points detected.				*	ERROR: The mean parameter is either invalid or at a limit of its range for some observations.			0.00		Algorithm converged.	0.00	NE	0.9999	NE	>999.99		Algorithm converged.	0.00	NE
Infections and infestations	Wound infection bacterial	Female		230	46.5	0	0.0	229	46.0	0	0.0	NE			NE	NE	NE		NE	NE	NE	NE		NE	NE	NE	NE		NE		NE	NE	NE
Injury, poisoning and procedural complications		Male		265	53.5	22	8.3	269	54.0	25	9.3	0.88		Convergence criterion (GCONV=1E-8) satisfied.	0.49	1.61	-0.010		Algorithm converged.	-0.058	0.038	0.89		Algorithm converged.	0.52	1.54	0.6861	0.9899	1.12		Algorithm converged.	0.65	1.94
Injury, poisoning and procedural complications		Female		230	46.5	25	10.9	229	46.0	28	12.2	0.88		Convergence criterion (GCONV=1E-8) satisfied.	0.49	1.55	-0.014		Algorithm converged.	-0.072	0.045	0.89		Algorithm converged.	0.54	1.48	0.6494		1.12		Algorithm converged.	0.68	1.87
Injury, poisoning and procedural complications	Arthropod bite	Male		265	53.5	0	0.0	269	54.0	0	0.0	NE			NE	NE	NE		NE	NE	NE	NE		NE	NE	NE	NE	NE	NE		NE	NE	NE
Injury, poisoning and procedural complications	Arthropod bite	Female		230	46.5	1	0.4	229	46.0	0	0.0		*	Quasi-complete separation of data points detected.				*	WARNING: Negative of Hessian not positive definite.			NE		Algorithm converged.	NE	NE	NE		NE		Algorithm converged.	NE	NE
Injury, poisoning and procedural complications	Chest injury	Male		265	53.5	0	0.0	269	54.0	0	0.0	NE			NE	NE	NE		NE	NE	NE	NE		NE	NE	NE	NE	NE	NE		NE	NE	NE
Injury, poisoning and procedural complications	Chest injury	Female		230	46.5	1	0.4	229	46.0	0	0.0		*	Quasi-complete separation of data points detected.				*	WARNING: Negative of Hessian not positive definite.			NE		Algorithm converged.	NE	NE	NE		NE		Algorithm converged.	NE	NE
Injury, poisoning and procedural complications	Compression fracture	Male		265	53.5	0	0.0	269	54.0	0	0.0	NE			NE	NE	NE		NE	NE	NE	NE		NE	NE	NE	NE	NE	NE		NE	NE	NE
Injury, poisoning and procedural complications	Compression fracture	Female		230	46.5	1	0.4	229	46.0	0	0.0		*	Quasi-complete separation of data points detected.				*	WARNING: Negative of Hessian not positive definite.			NE		Algorithm converged.	NE	NE	NE		NE		Algorithm converged.	NE	NE
Injury, poisoning and procedural complications	Concussion	Male		265	53.5	0	0.0	269	54.0	1	0.4		*	Quasi-complete separation of data points detected.				*	ERROR: The mean parameter is either invalid or at a limit of its range for some observations.			0.00		Algorithm converged.	0.00	NE	0.9999	NE	>999.99		Algorithm converged.	0.00	NE
Injury, poisoning and procedural complications	Concussion	Female		230	46.5	0	0.0	229	46.0	0	0.0	NE			NE	NE	NE		NE	NE	NE	NE		NE	NE	NE	NE		NE		NE	NE	NE
Injury, poisoning and procedural complications	Contusion	Male		265	53.5	0	0.0	269	54.0	0	0.0	NE			NE	NE	NE		NE	NE	NE	NE		NE	NE	NE	NE	1.0000	NE		NE	NE	NE
Injury, poisoning and procedural complications	Contusion	Female		230	46.5	3	1.3	229	46.0	3	1.3	1.00		Convergence criterion (GCONV=1E-8) satisfied.	0.20	4.99	0.000		Algorithm converged.	-0.021	0.021	1.00		Algorithm converged.	0.20	4.88	0.9957		1.00		Algorithm converged.	0.20	4.92
Injury, poisoning and procedural complications	Corneal abrasion	Male		265	53.5	0	0.0	269	54.0	1	0.4		*	Quasi-complete separation of data points detected.				*	ERROR: The mean parameter is either invalid or at a limit of its range for some observations.			0.00		Algorithm converged.	0.00	NE	0.9999	NE	>999.99		Algorithm converged.	0.00	NE
Injury, poisoning and procedural complications	Corneal abrasion	Female		230	46.5	0	0.0	229	46.0	0	0.0	NE			NE	NE	NE		NE	NE	NE	NE		NE	NE	NE	NE		NE		NE	NE	NE
Injury, poisoning and procedural complications	Eschar	Male		265	53.5	0	0.0	269	54.0	0	0.0	NE			NE	NE	NE		NE	NE	NE	NE		NE	NE	NE	NE	NE	NE		NE	NE	NE
Injury, poisoning and procedural complications	Eschar	Female		230	46.5	1	0.4	229	46.0	0	0.0		*	Quasi-complete separation of data points detected.				*	WARNING: Negative of Hessian not positive definite.			NE		Algorithm converged.	NE	NE	NE		NE		Algorithm converged.	NE	NE
Injury, poisoning and procedural complications	Eye contusion	Male		265	53.5	0	0.0	269	54.0	1	0.4		*	Quasi-complete separation of data points detected.				*	ERROR: The mean parameter is either invalid or at a limit of its range for some observations.			0.00		Algorithm converged.	0.00	NE	0.9999	NE	>999.99		Algorithm converged.	0.00	NE
Injury, poisoning and procedural complications	Eye contusion	Female		230	46.5	0	0.0	229	46.0	0	0.0	NE			NE	NE	NE		NE	NE	NE	NE		NE	NE	NE	NE		NE		NE	NE	NE
Injury, poisoning and procedural complications	Eye injury	Male		265	53.5	1	0.4	269	54.0	0	0.0		*	Quasi-complete separation of data points detected.				*	WARNING: Negative of Hessian not positive definite.			NE		Algorithm converged.	NE	NE	NE	NE	NE		Algorithm converged.	NE	NE
Injury, poisoning and procedural complications	Eye injury	Female		230	46.5	0	0.0	229	46.0	0	0.0	NE			NE	NE	NE		NE	NE	NE	NE		NE	NE	NE	NE		NE		NE	NE	NE
Injury, poisoning and procedural complications	Fall	Male		265	53.5	3	1.1	269	54.0	4	1.5	0.76		Convergence criterion (GCONV=1E-8) satisfied.	0.17	3.42	-0.004		Algorithm converged.	-0.023	0.016	0.76		Algorithm converged.	0.17	3.37	0.7193	0.2473	1.31		Algorithm converged.	0.30	5.81
Injury, poisoning and procedural complications	Fall	Female		230	46.5	2	0.9	229	46.0	9	3.9	0.21		Convergence criterion (GCONV=1E-8) satisfied.	0.05	1.00	-0.031		Algorithm converged.	-0.058	-0.003	0.22		Algorithm converged.	0.05	1.01	0.0520		4.52		Algorithm converged.	0.99	20.69
Injury, poisoning and procedural complications	Foot fracture	Male		265	53.5	1	0.4	269	54.0	0	0.0		*	Quasi-complete separation of data points detected.				*	WARNING: Negative of Hessian not positive definite.			NE		Algorithm converged.	NE	NE	NE	NE	NE		Algorithm converged.	NE	NE
Injury, poisoning and procedural complications	Foot fracture	Female		230	46.5	0	0.0	229	46.0	0	0.0	NE			NE	NE	NE		NE	NE	NE	NE		NE	NE	NE	NE		NE		NE	NE	NE
Injury, poisoning and procedural complications	Head injury	Male		265	53.5	1	0.4	269	54.0	0	0.0		*	Quasi-complete separation of data points detected.				*	WARNING: Negative of Hessian not positive definite.			NE		Algorithm converged.	NE	NE	NE	NE	NE		Algorithm converged.	NE	NE
Injury, poisoning and procedural complications	Head injury	Female		230	46.5	0	0.0	229	46.0	0	0.0	NE			NE	NE	NE		NE	NE	NE	NE		NE	NE	NE	NE		NE		NE	NE	NE
Injury, poisoning and procedural complications	Hip fracture	Male		265	53.5	0	0.0	269	54.0	2	0.7		*	Quasi-complete separation of data points detected.				*	ERROR: The mean parameter is either invalid or at a limit of its range for some observations.			0.00		Algorithm converged.	0.00	NE	0.9999	0.1909	>999.99		Algorithm converged.	0.00	NE
Injury, poisoning and procedural complications	Hip fracture	Female		230	46.5	1	0.4	229	46.0	1	0.4	1.00		Convergence criterion (GCONV=1E-8) satisfied.	0.06	16.01	0.000		Algorithm converged.	-0.012	0.012	1.00		Algorithm converged.	0.06	15.82	0.9975		1.00		Algorithm converged.	0.06	15.96
Injury, poisoning and procedural complications	Incision site swelling	Male		265	53.5	0	0.0	269	54.0	0	0.0	NE			NE	NE	NE		NE	NE	NE	NE		NE	NE	NE	NE	NE	NE		NE	NE	NE
Injury, poisoning and procedural complications	Incision site swelling	Female		230	46.5	1	0.4	229	46.0	0	0.0		*	Quasi-complete separation of data points detected.				*	WARNING: Negative of Hessian not positive definite.			NE		Algorithm converged.	NE	NE	NE		NE		Algorithm converged.	NE	NE
Injury, poisoning and procedural complications	Infusion related reaction	Male		265	53.5	2	0.8	269	54.0	1	0.4	2.04		Convergence criterion (GCONV=1E-8) satisfied.	0.18	22.61	0.004		Algorithm converged.	-0.009	0.017	2.03		Algorithm converged.	0.19	22.26	0.5622	0.1859	0.49		Algorithm converged.	0.04	5.40
Injury, poisoning and procedural complications	Infusion related reaction	Female		230	46.5	0	0.0	229	46.0	1	0.4		*	Quasi-complete separation of data points detected.				*	WARNING: Negative of Hessian not positive definite.			0.00		Algorithm converged.	0.00	NE	0.9999		>999.99		Algorithm converged.	0.00	NE
Injury, poisoning and procedural complications	Injury	Male		265	53.5	2	0.8	269	54.0	1	0.4	2.04		Convergence criterion (GCONV=1E-8) satisfied.	0.18	22.61	0.004		Algorithm converged.	-0.009	0.017	2.03		Algorithm converged.	0.19	22.26	0.5622	0.1859	0.49		Algorithm converged.	0.04	5.40
Injury, poisoning and procedural complications	Injury	Female		230	46.5	0	0.0	229	46.0	1	0.4		*	Quasi-complete separation of data points detected.				*	WARNING: Negative of Hessian not positive definite.			0.00		Algorithm converged.	0.00	NE	0.9999		>999.99		Algorithm converged.	0.00	NE
Injury, poisoning and procedural complications	Joint dislocation	Male		265	53.5	0	0.0	269	54.0	1	0.4		*	Quasi-complete separation of data points detected.				*	ERROR: The mean parameter is either invalid or at a limit of its range for some observations.			0.00		Algorithm converged.	0.00	NE	0.9999	NE	>999.99		Algorithm converged.	0.00	NE
Injury, poisoning and procedural complications	Joint dislocation	Female		230	46.5	0	0.0	229	46.0	0	0.0	NE			NE	NE	NE		NE	NE	NE	NE		NE	NE	NE	NE		NE		NE	NE	NE
Injury, poisoning and procedural complications	Ligament sprain	Male		265	53.5	0	0.0	269	54.0	0	0.0	NE			NE	NE	NE		NE	NE	NE	NE		NE	NE	NE	NE	1.0000	NE		NE	NE	NE
Injury, poisoning and procedural complications	Ligament sprain	Female		230	46.5	1	0.4	229	46.0	2	0.9	0.50		Convergence criterion (GCONV=1E-8) satisfied.	0.04	5.50	-0.004		Algorithm converged.	-0.019	0.010	0.50		Algorithm converged.	0.05	5.45	0.5679		2.01		Algorithm converged.	0.18	22.00
Injury, poisoning and procedural complications	Limb injury	Male		265	53.5	2	0.8	269	54.0	0	0.0		*	Quasi-complete separation of data points detected.				*	WARNING: Negative of Hessian not positive definite.			NE		Algorithm converged.	NE	NE	NE	1.0000	NE		Algorithm converged.	NE	NE
Injury, poisoning and procedural complications	Limb injury	Female		230	46.5	1	0.4	229	46.0	0	0.0		*	Quasi-complete separation of data points detected.				*	WARNING: Negative of Hessian not positive definite.			NE		Algorithm converged.	NE	NE	NE		NE		Algorithm converged.	NE	NE

Injury, poisoning and procedural complications	Lip injury	Male	265	53.5	1	0.4	269	54.0	0	0.0		*	Quasi-complete separation of data points detected.				*	WARNING: Negative of Hessian not positive definite.			NE		Algorithm converged.	NE	NE	NE	1.0000	NE		Algorithm converged.	NE	NE
Injury, poisoning and procedural complications	Lip injury	Female	230	46.5	1	0.4	229	46.0	0	0.0		*	Quasi-complete separation of data points detected.				*	WARNING: Negative of Hessian not positive definite.			NE		Algorithm converged.	NE	NE	NE		NE		Algorithm converged.	NE	NE
Injury, poisoning and procedural complications	Lower limb fracture	Male	265	53.5	0	0.0	269	54.0	0	0.0	NE			NE	NE	NE		NE	NE	NE	NE		NE	NE	NE	NE	NE	NE		NE	NE	NE
Injury, poisoning and procedural complications	Lower limb fracture	Female	230	46.5	1	0.4	229	46.0	0	0.0		*	Quasi-complete separation of data points detected.				*	WARNING: Negative of Hessian not positive definite.			NE		Algorithm converged.	NE	NE	NE		NE		Algorithm converged.	NE	NE
Injury, poisoning and procedural complications	Lumbar vertebral fracture	Male	265	53.5	0	0.0	269	54.0	1	0.4		*	Quasi-complete separation of data points detected.				*	ERROR: The mean parameter is either invalid or at a limit of its range for some observations.			0.00		Algorithm converged.	0.00	NE	0.9999	NE	>999.99		Algorithm converged.	0.00	NE
Injury, poisoning and procedural complications	Lumbar vertebral fracture	Female	230	46.5	0	0.0	229	46.0	0	0.0	NE			NE	NE	NE		NE	NE	NE	NE		NE	NE	NE	NE		NE		NE	NE	NE
Injury, poisoning and procedural complications	Meningitis chemical	Male	265	53.5	0	0.0	269	54.0	1	0.4		*	Quasi-complete separation of data points detected.				*	ERROR: The mean parameter is either invalid or at a limit of its range for some observations.			0.00		Algorithm converged.	0.00	NE	0.9999	NE	>999.99		Algorithm converged.	0.00	NE
Injury, poisoning and procedural complications	Meningitis chemical	Female	230	46.5	0	0.0	229	46.0	0	0.0	NE			NE	NE	NE		NE	NE	NE	NE		NE	NE	NE	NE		NE		NE	NE	NE
Injury, poisoning and procedural complications	Meniscus injury	Male	265	53.5	0	0.0	269	54.0	0	0.0	NE			NE	NE	NE		NE	NE	NE	NE		NE	NE	NE	NE	NE	NE		NE	NE	NE
Injury, poisoning and procedural complications	Meniscus injury	Female	230	46.5	1	0.4	229	46.0	0	0.0		*	Quasi-complete separation of data points detected.				*	WARNING: Negative of Hessian not positive definite.			NE		Algorithm converged.	NE	NE	NE		NE		Algorithm converged.	NE	NE
Injury, poisoning and procedural complications	Muscle rupture	Male	265	53.5	0	0.0	269	54.0	1	0.4		*	Quasi-complete separation of data points detected.				*	ERROR: The mean parameter is either invalid or at a limit of its range for some observations.			0.00		Algorithm converged.	0.00	NE	0.9999	NE	>999.99		Algorithm converged.	0.00	NE
Injury, poisoning and procedural complications	Muscle rupture	Female	230	46.5	0	0.0	229	46.0	0	0.0	NE			NE	NE	NE		NE	NE	NE	NE		NE	NE	NE	NE		NE		NE	NE	NE
Injury, poisoning and procedural complications	Penis injury	Male	265	53.5	0	0.0	269	54.0	1	0.4		*	Quasi-complete separation of data points detected.				*	ERROR: The mean parameter is either invalid or at a limit of its range for some observations.			0.00		Algorithm converged.	0.00	NE	0.9999	NE	>999.99		Algorithm converged.	0.00	NE
Injury, poisoning and procedural complications	Penis injury	Female	230	46.5	0	0.0	229	46.0	0	0.0	NE			NE	NE	NE		NE	NE	NE	NE		NE	NE	NE	NE		NE		NE	NE	NE
Injury, poisoning and procedural complications	Peroneal nerve injury	Male	265	53.5	2	0.8	269	54.0	0	0.0		*	Quasi-complete separation of data points detected.				*	WARNING: Negative of Hessian not positive definite.			NE		Algorithm converged.	NE	NE	NE	NE	NE		Algorithm converged.	NE	NE
Injury, poisoning and procedural complications	Peroneal nerve injury	Female	230	46.5	0	0.0	229	46.0	0	0.0	NE			NE	NE	NE		NE	NE	NE	NE		NE	NE	NE	NE		NE		NE	NE	NE
Injury, poisoning and procedural complications	Post lumbar puncture syndrome	Male	265	53.5	3	1.1	269	54.0	0	0.0		*	Quasi-complete separation of data points detected.				*	WARNING: Negative of Hessian not positive definite.			NE		Algorithm converged.	NE	NE	NE	0.0490	NE		Algorithm converged.	NE	NE
Injury, poisoning and procedural complications	Post lumbar puncture syndrome	Female	230	46.5	1	0.4	229	46.0	2	0.9	0.50		Convergence criterion (GCONV=1E-8) satisfied.	0.04	5.50	-0.004		Algorithm converged.	-0.019	0.010	0.50		Algorithm converged.	0.05	5.45	0.5679		2.01		Algorithm converged.	0.18	22.00
Injury, poisoning and procedural complications	Procedural pain	Male	265	53.5	2	0.8	269	54.0	1	0.4	2.04		Convergence criterion (GCONV=1E-8) satisfied.	0.18	22.61	0.004		Algorithm converged.	-0.009	0.017	2.03		Algorithm converged.	0.19	22.26	0.5622	0.4127	0.49		Algorithm converged.	0.04	5.40
Injury, poisoning and procedural complications	Procedural pain	Female	230	46.5	1	0.4	229	46.0	0	0.0		*	Quasi-complete separation of data points detected.				*	WARNING: Negative of Hessian not positive definite.			NE		Algorithm converged.	NE	NE	NE		NE		Algorithm converged.	NE	NE
Injury, poisoning and procedural complications	Rib fracture	Male	265	53.5	1	0.4	269	54.0	1	0.4	1.02		Convergence criterion (GCONV=1E-8) satisfied.	0.06	16.31	0.000		Algorithm converged.	-0.010	0.010	1.02		Algorithm converged.	0.06	16.14	0.9915	0.9923	0.99		Algorithm converged.	0.06	15.67
Injury, poisoning and procedural complications	Rib fracture	Female	230	46.5	1	0.4	229	46.0	1	0.4	1.00		Convergence criterion (GCONV=1E-8) satisfied.	0.06	16.01	0.000		Algorithm converged.	-0.012	0.012	1.00		Algorithm converged.	0.06	15.82	0.9975		1.00		Algorithm converged.	0.06	15.96
Injury, poisoning and procedural complications	Scratch	Male	265	53.5	0	0.0	269	54.0	0	0.0	NE			NE	NE	NE		NE	NE	NE	NE		NE	NE	NE	NE	NE	NE		NE	NE	NE
Injury, poisoning and procedural complications	Scratch	Female	230	46.5	0	0.0	229	46.0	1	0.4		*	Quasi-complete separation of data points detected.				*	WARNING: Negative of Hessian not positive definite.			0.00		Algorithm converged.	0.00	NE	0.9999		>999.99		Algorithm converged.	0.00	NE
Injury, poisoning and procedural complications	Seroma	Male	265	53.5	0	0.0	269	54.0	1	0.4		*	Quasi-complete separation of data points detected.				*	ERROR: The mean parameter is either invalid or at a limit of its range for some observations.			0.00		Algorithm converged.	0.00	NE	0.9999	NE	>999.99		Algorithm converged.	0.00	NE
Injury, poisoning and procedural complications	Seroma	Female	230	46.5	0	0.0	229	46.0	0	0.0	NE			NE	NE	NE		NE	NE	NE	NE		NE	NE	NE	NE		NE		NE	NE	NE
Injury, poisoning and procedural complications	Skin abrasion	Male	265	53.5	3	1.1	269	54.0	0	0.0		*	Quasi-complete separation of data points detected.				*	WARNING: Negative of Hessian not positive definite.			NE		Algorithm converged.	NE	NE	NE	1.0000	NE		Algorithm converged.	NE	NE
Injury, poisoning and procedural complications	Skin abrasion	Female	230	46.5	1	0.4	229	46.0	0	0.0		*	Quasi-complete separation of data points detected.				*	WARNING: Negative of Hessian not positive definite.			NE		Algorithm converged.	NE	NE	NE		NE		Algorithm converged.	NE	NE
Injury, poisoning and procedural complications	Skin laceration	Male	265	53.5	0	0.0	269	54.0	0	0.0	NE			NE	NE	NE		NE	NE	NE	NE		NE	NE	NE	NE	NE	NE		NE	NE	NE
Injury, poisoning and procedural complications	Skin laceration	Female	230	46.5	1	0.4	229	46.0	0	0.0		*	Quasi-complete separation of data points detected.				*	WARNING: Negative of Hessian not positive definite.			NE		Algorithm converged.	NE	NE	NE		NE		Algorithm converged.	NE	NE
Injury, poisoning and procedural complications	Skull fracture	Male	265	53.5	1	0.4	269	54.0	0	0.0		*	Quasi-complete separation of data points detected.				*	WARNING: Negative of Hessian not positive definite.			NE		Algorithm converged.	NE	NE	NE	NE	NE		Algorithm converged.	NE	NE
Injury, poisoning and procedural complications	Skull fracture	Female	230	46.5	0	0.0	229	46.0	0	0.0	NE			NE	NE	NE		NE	NE	NE	NE		NE	NE	NE	NE		NE		NE	NE	NE
Injury, poisoning and procedural complications	Spinal column injury	Male	265	53.5	0	0.0	269	54.0	1	0.4		*	Quasi-complete separation of data points detected.				*	ERROR: The mean parameter is either invalid or at a limit of its range for some observations.			0.00		Algorithm converged.	0.00	NE	0.9999	1.0000	>999.99		Algorithm converged.	0.00	NE
Injury, poisoning and procedural complications	Spinal column injury	Female	230	46.5	0	0.0	229	46.0	1	0.4		*	Quasi-complete separation of data points detected.				*	WARNING: Negative of Hessian not positive definite.			0.00		Algorithm converged.	0.00	NE	0.9999		>999.99		Algorithm converged.	0.00	NE
Injury, poisoning and procedural complications	Spinal compression fracture	Male	265	53.5	0	0.0	269	54.0	1	0.4		*	Quasi-complete separation of data points detected.				*	ERROR: The mean parameter is either invalid or at a limit of its range for some observations.			0.00		Algorithm converged.	0.00	NE	0.9999	0.3089	>999.99		Algorithm converged.	0.00	NE
Injury, poisoning and procedural complications	Spinal compression fracture	Female	230	46.5	1	0.4	229	46.0	1	0.4	1.00		Convergence criterion (GCONV=1E-8) satisfied.	0.06	16.01	0.000		Algorithm converged.	-0.012	0.012	1.00		Algorithm converged.	0.06	15.82	0.9975		1.00		Algorithm converged.	0.06	15.96
Injury, poisoning and procedural complications	Spinal fracture	Male	265	53.5	1	0.4	269	54.0	1	0.4	1.02		Convergence criterion (GCONV=1E-8) satisfied.	0.06	16.31	0.000		Algorithm converged.	-0.010	0.010	1.02		Algorithm converged.	0.06	16.14	0.9915	1.0000	0.99		Algorithm converged.	0.06	15.67
Injury, poisoning and procedural complications	Spinal fracture	Female	230	46.5	0	0.0	229	46.0	0	0.0	NE			NE	NE	NE		NE	NE	NE	NE		NE	NE	NE	NE		NE		NE	NE	NE
Injury, poisoning and procedural complications	Stoma site extravasation	Male	265	53.5	0	0.0	269	54.0	0	0.0	NE			NE	NE	NE		NE	NE	NE	NE		NE	NE	NE	NE	NE	NE		NE	NE	NE
Injury, poisoning and procedural complications	Stoma site extravasation	Female	230	46.5	1	0.4	229	46.0	0	0.0		*	Quasi-complete separation of data points detected.				*	WARNING: Negative of Hessian not positive definite.			NE		Algorithm converged.	NE	NE	NE		NE		Algorithm converged.	NE	NE
Injury, poisoning and procedural complications	Subcutaneous haematoma	Male	265	53.5	0	0.0	269	54.0	0	0.0	NE			NE	NE	NE		NE	NE	NE	NE		NE	NE	NE	NE	NE	NE		NE	NE	NE
Injury, poisoning and procedural complications	Subcutaneous haematoma	Female	230	46.5	0	0.0	229	46.0	1	0.4		*	Quasi-complete separation of data points detected.				*	WARNING: Negative of Hessian not positive definite.			0.00		Algorithm converged.	0.00	NE	0.9999		>999.99		Algorithm converged.	0.00	NE
Injury, poisoning and procedural complications	Subdural haematoma	Male	265	53.5	0	0.0	269	54.0	0	0.0	NE			NE	NE	NE		NE	NE	NE	NE		NE	NE	NE	NE	NE	NE		NE	NE	NE
Injury, poisoning and procedural complications	Subdural haematoma	Female	230	46.5	1	0.4	229	46.0	0	0.0		*	Quasi-complete separation of data points detected.				*	WARNING: Negative of Hessian not positive definite.			NE		Algorithm converged.	NE	NE	NE		NE		Algorithm converged.	NE	NE
Injury, poisoning and procedural complications	Thermal burn	Male	265	53.5	0	0.0	269	54.0	1	0.4		*	Quasi-complete separation of data points detected.				*	ERROR: The mean parameter is either invalid or at a limit of its range for some observations.			0.00		Algorithm converged.	0.00	NE	0.9999	1.0000	>999.99		Algorithm converged.	0.00	NE
Injury, poisoning and procedural complications	Thermal burn	Female	230	46.5	0	0.0	229	46.0	1	0.4		*	Quasi-complete separation of data points detected.				*	WARNING: Negative of Hessian not positive definite.			0.00		Algorithm converged.	0.00	NE	0.9999		>999.99		Algorithm converged.	0.00	NE
Injury, poisoning and procedural complications	Thoracic vertebral fracture	Male	265	53.5	0	0.0	269	54.0	1	0.4		*	Quasi-complete separation of data points detected.				*	ERROR: The mean parameter is either invalid or at a limit of its range for some observations.			0.00		Algorithm converged.	0.00	NE	0.9999	NE	>999.99		Algorithm converged.	0.00	NE
Injury, poisoning and procedural complications	Thoracic vertebral fracture	Female	230	46.5	0	0.0	229	46.0	0	0.0	NE			NE	NE	NE		NE	NE	NE	NE		NE	NE	NE	NE		NE		NE	NE	NE
Injury, poisoning and procedural complications	Tooth fracture	Male	265	53.5	0	0.0	269	54.0	0	0.0	NE			NE	NE	NE		NE	NE	NE	NE		NE	NE	NE	NE	1.0000	NE		NE	NE	NE
Injury, poisoning and procedural complications	Tooth fracture	Female	230	46.5	2	0.9	229	46.0	1	0.4	2.00		Convergence criterion (GCONV=1E-8) satisfied.	0.18	22.21	0.004		Algorithm converged.	-0.010	0.019	1.99		Algorithm converged.	0.18	21.81	0.5727		0.50		Algorithm converged.	0.05	5.50
Injury, poisoning and procedural complications	Vascular access complication	Male	265	53.5	1	0.4	269	54.0	0	0.0		*	Quasi-complete separation of data points detected.				*	WARNING: Negative of Hessian not positive definite.			NE		Algorithm converged.	NE	NE	NE	0.0497	NE		Algorithm converged.	NE	NE
Injury, poisoning and procedural complications	Vascular access complication	Female	230	46.5	0	0.0	229	46.0	2	0.9		*	Quasi-complete separation of data points detected.				*	WARNING: Negative of Hessian not positive definite.			0.00		Algorithm converged.	0.00	NE	0.9999		>999.99		Algorithm converged.	0.00	NE
Injury, poisoning and procedural complications	Vascular access site erythema	Male	265	53.5	0	0.0	269	54.0	1	0.4		*	Quasi-complete separation of data points detected.				*	ERROR: The mean parameter is either invalid or at a limit of its range for some observations.			0.00		Algorithm converged.	0.00	NE	0.9999	NE	>999.99		Algorithm converged.	0.00	NE
Injury, poisoning and procedural complications	Vascular access site erythema	Female	230	46.5	0	0.0	229	46.0	0	0.0	NE			NE	NE	NE		NE	NE	NE	NE		NE	NE	NE	NE		NE		NE	NE	NE
Injury, poisoning and procedural complications	Vascular access site inflammation	Male	265	53.5	1	0.4	269	54.0	0	0.0		*	Quasi-complete separation of data points detected.				*	WARNING: Negative of Hessian not positive definite.			NE		Algorithm converged.	NE	NE	NE	NE	NE		Algorithm converged.	NE	NE
Injury, poisoning and procedural complications	Vascular access site inflammation	Female	230	46.5	0	0.0	229	46.0	0	0.0	NE			NE	NE	NE		NE	NE	NE	NE		NE	NE	NE	NE		NE		NE	NE	NE
Injury, poisoning and procedural complications	Vascular access site pain	Male	265	53.5	1	0.4	269	54.0	0	0.0		*	Quasi-complete separation of data points detected.				*	WARNING: Negative of Hessian not positive definite.			NE		Algorithm converged.	NE	NE	NE	1.0000	NE		Algorithm converged.	NE	NE
Injury, poisoning and procedural complications	Vascular access site pain	Female	230	46.5	1	0.4	229	46.0	0	0.0		*	Quasi-complete separation of data points detected.				*	WARNING: Negative of Hessian not positive definite.			NE		Algorithm converged.	NE	NE	NE		NE		Algorithm converged.	NE	NE
Injury, poisoning and procedural complications	Venous injury	Male	265	53.5	0	0.0	269	54.0	0	0.0	NE			NE	NE	NE		NE	NE	NE	NE		NE	NE	NE	NE	NE	NE		NE	NE	NE
Injury, poisoning and procedural complications	Venous injury	Female	230	46.5	0	0.0	229	46.0	1	0.4		*	Quasi-complete separation of data points detected.				*	WARNING: Negative of Hessian not positive definite.			0.00		Algorithm converged.	0.00	NE	0.9999		>999.99		Algorithm converged.	0.00	NE
Injury, poisoning and procedural complications	Wound	Male	265	53.5	0	0.0	269	54.0	1	0.4		*	Quasi-complete separation of data points detected.				*	ERROR: The mean parameter is either invalid or at a limit of its range for some observations.			0.00		Algorithm converged.	0.00	NE	0.9999	1.0000	>999.99		Algorithm converged.	0.00	NE
Injury, poisoning and procedural complications	Wound	Female	230	46.5	0	0.0	229	46.0	1	0.4		*	Quasi-complete separation of data points detected.				*	WARNING: Negative of Hessian not positive definite.			0.00		Algorithm converged.	0.00	NE	0.9999		>999.99		Algorithm converged.	0.00	NE
Injury, poisoning and procedural complications	Wound complication	Male	265	53.5	0	0.0	269	54.0	1	0.4		*	Quasi-complete separation of data points detected.				*	ERROR: The mean parameter is either invalid or at a limit of its range for some observations.			0.00		Algorithm converged.	0.00	NE	0.9999	NE	>999.99		Algorithm converged.	0.00	NE
Injury, poisoning and procedural complications	Wound complication	Female	230	46.5	0	0.0	229	46.0	0	0.0	NE			NE	NE	NE		NE	NE	NE	NE		NE	NE	NE	NE		NE		NE	NE	NE
Investigations		Male	265	53.5	100	37.7	269	54.0	111	41.3	0.86		Convergence criterion (GCONV=1E-8) satisfied.	0.61	1.22	-0.035		Algorithm converged.	-0.118	0.048	0.91		Algorithm converged.	0.74	1.13	0.4050	0.0614	1.09		Algorithm converged.	0.89	1.35
Investigations		Female	230	46.5	114	49.6	229	46.0	94	41.0	1.41		Convergence criterion (GCONV=1E-8) satisfied.	0.98	2.04	0.085		Algorithm converged.	-0.006	0.176	1.21		Algorithm converged.	0.99	1.48	0.0683		0.83		Algorithm converged.	0.68	1.01
Investigations	Activated partial thromboplastin time prolonged	Male	265	53.5	1	0.4	269	54.0	0	0.0		*	Quasi-complete separation of data points detected.				*	WARNING: Negative of Hessian not positive definite.			NE		Algorithm converged.	NE	NE	NE	1.0000	NE		Algorithm converged.	NE	NE
Investigations	Activated partial thromboplastin time prolonged	Female	230	46.5	1	0.4	229	46.0	0	0.0		*	Quasi-complete separation of data points detected.				*	WARNING: Negative of Hessian not positive definite.			NE		Algorithm converged.	NE	NE	NE		NE		Algorithm converged.	NE	NE
Investigations	Alanine aminotransferase increased	Male	265	53.5	15	5.7	269	54.0	18	6.7	0.84		Convergence criterion (GCONV=1E-8) satisfied.	0.41	1.70	-0.010		Algorithm converged.	-0.051	0.031	0.85		Algorithm converged.	0.44	1.64	0.6213	0.5015	1.18		Algorithm converged.	0.61	2.30
Investigations	Alanine aminotransferase increased	Female	230	46.5	24	10.4	229	46.0	21	9.2	1.15		Convergence criterion (GCONV=1E-8) satisfied.	0.62	2.14	0.013		Algorithm converged.	-0.042	0.067	1.14		Algorithm converged.	0.65	1.98	0.6491		0.88		Algorithm converged.	0.50	1.53
Investigations	Amylase increased	Male	265	53.5	0	0.0	269	54.0	5	1.9		*	Quasi-complete separation of data points detected.				*	ERROR: The mean parameter is either invalid or at a limit of its range for some observations.			0.00		Algorithm converged.	0.00	NE	0.9999	0.0960	>999.99		Algorithm converged.	0.00	NE
Investigations	Amylase increased	Female	230	46.5	2	0.9	229	46.0	4	1.7	0.49		Convergence criterion (GCONV=1E-8) satisfied.	0.09	2.72	-0.009		Algorithm converged.	-0.030	0.012	0.50		Algorithm converged.	0.09	2.69	0.4179		2.01		Algorithm converged.	0.37	10.86
Investigations	Apolipoprotein B increased	Male	265	53.5	0	0.0	269	54.0	0	0.0	NE			NE	NE	NE		NE	NE	NE	NE		NE	NE	NE	NE	1.0000	NE		NE	NE	NE
Investigations	Apolipoprotein B increased	Female	230	46.5	1	0.4	229	46.0	1	0.4	1.00		Convergence criterion (GCONV=1E-8) satisfied.	0.06	16.01	0.000		Algorithm converged.	-0.012	0.012	1.00		Algorithm converged.	0.06	15.82	0.9975		1.00		Algorithm converged.	0.06	15.96
Investigations	Aspartate aminotransferase increased	Male	265	53.5	15	5.7	269	54.0	14	5.2	1.09		Convergence criterion (GCONV=1E-8) satisfied.	0.52	2.31	0.005		Algorithm converged.	-0.034	0.043	1.09		Algorithm converged.	0.54	2.21	0.8163	0.8548	0.92		Algorithm converged.	0.45	1.87
Investigations	Aspartate aminotransferase increased	Female	230	46.5	18	7.8	229	46.0	18	7.9	1.00		Convergence criterion (GCONV=1E-8) satisfied.	0.50	1.97	0.000		Algorithm converged.	-0.050	0.049	1.00		Algorithm converged.	0.53	1.86	0.9891		1.00		Algorithm converged.	0.54	1.88
Investigations	B-lymphocyte count decreased	Male	265	53.5	0	0.0	269	54.0	1	0.4		*	Quasi-complete separation of data points detected.				*	ERROR: The mean parameter is either invalid or at a limit of its range for some observations.			0.00		Algorithm converged.	0.00	NE	0.9999	NE	>999.99		Algorithm converged.	0.00	NE
Investigations	B-lymphocyte count decreased	Female	230	46.5	0	0.0	229	46.0	0	0.0	NE			NE	NE	NE		NE	NE	NE	NE		NE	NE	NE	NE		NE		NE	NE	NE
Investigations	Bacterial test positive	Male	265	53.5	1	0.4	269	54.0	1	0.4	1.02		Convergence criterion (GCONV=1E-8) satisfied.	0.06	16.31	0.000		Algorithm converged.	-0.010	0.010	1.02		Algorithm converged.	0.06	16.14	0.9915	1.0000	0.99		Algorithm converged.	0.06	15.67
Investigations	Bacterial test positive	Female	230	46.5	0	0.0	229	46.0	0	0.0	NE			NE	NE	NE		NE	NE	NE	NE		NE	NE	NE	NE		NE		NE	NE	NE
Investigations	Beta 2 microglobulin increased	Male	265	53.5	0	0.0	269	54.0	0	0.0	NE			NE	NE	NE		NE	NE	NE	NE		NE	NE	NE	NE	NE	NE		NE	NE	NE
Investigations	Beta 2 microglobulin increased	Female	230	46.5	0	0.0	229	46.0	1	0.4		*	Quasi-complete separation of data points detected.				*	WARNING: Negative of Hessian not positive definite.			0.00		Algorithm converged.	0.00	NE	0.9999		>999.99		Algorithm converged.	0.00	NE
Investigations	Blood albumin decreased	Male	265	53.5	1	0.4	269	54.0	1	0.4	1.02		Convergence criterion (GCONV=1E-8) satisfied.	0.06	16.31	0.000		Algorithm converged.	-0.010	0.010	1.02		Algorithm converged.	0.06	16.14	0.9915	1.0000	0.99		Algorithm converged.	0.06	15.67
Investigations	Blood albumin decreased	Female	230	46.5	0	0.0	229	46.0	0	0.0	NE			NE	NE	NE		NE	NE	NE	NE		NE	NE	NE	NE		NE		NE	NE	NE
Investigations	Blood alkaline phosphatase	Male	265	53.5	0	0.0	269	54.0	0	0.0	NE			NE	NE	NE		NE	NE	NE	NE		NE	NE	NE	NE	NE	NE		NE	NE	NE
Investigations	Blood alkaline phosphatase	Female	230	46.5	1	0.4	229	46.0	0	0.0		*	Quasi-complete separation of data points detected.				*	WARNING: Negative of Hessian not positive definite.			NE		Algorithm converged.	NE	NE	NE		NE		Algorithm converged.	NE	NE
Investigations	Blood alkaline phosphatase increased	Male	265	53.5	3	1.1	269	54.0	4	1.5	0.76		Convergence criterion (GCONV=1E-8) satisfied.	0.17	3.42	-0.004		Algorithm converged.	-0.023	0.016	0.76		Algorithm converged.	0.17	3.37	0.7193	0.9290	1.31		Algorithm converged.	0.30	5.81
Investigations	Blood alkaline phosphatase increased	Female	230	46.5	5	2.2	229	46.0	6	2.6	0.83		Convergence criterion (GCONV=1E-8) satisfied.	0.25	2.75	-0.004		Algorithm converged.	-0.032	0.024	0.83		Algorithm converged.	0.26	2.68	0.7550		1.21		Algorithm converged.	0.37	3.89
Investigations	Blood bilirubin increased	Male	265	53.5	6	2.3	269	54.0	3	1.1	2.05		Convergence criterion (GCONV=1E-8) satisfied.	0.51	8.30	0.011		Algorithm converged.	-0.010	0.033	2.03		Algorithm converged.	0.51	8.03	0.3130	0.3222	0.49		Algorithm converged.	0.12	1.95
Investigations	Blood bilirubin increased	Female	230	46.5	2	0.9	229	46.0	3	1.3	0.66		Convergence criterion (GCONV=1E-8) satisfied.	0.11	3.99	-0.004		Algorithm converged.	-0.023	0.015	0.66		Algorithm converged.	0.11	3.94	0.6518		1.51		Algorithm converged.	0.25	8.93
Investigations	Blood calcium decreased	Male	265	53.5	1	0.4	269	54.0	0	0.0		*	Quasi-complete separation of data points detected.				*	WARNING: Negative of Hessian not positive definite.			NE		Algorithm converged.	NE	NE	NE	NE	NE		Algorithm converged.	NE	NE
Investigations	Blood calcium decreased	Female	230	46.5	0	0.0	229	46.0	0	0.0	NE			NE	NE	NE		NE	NE	NE	NE		NE	NE	NE	NE		NE		NE	NE	NE
Investigations	Blood chloride decreased	Male	265	53.5	0	0.0	269	54.0	1	0.4		*	Quasi-complete separation of data points detected.				*	ERROR: The mean parameter is either invalid or at a limit of its range for some observations.			0.00		Algorithm converged.	0.00	NE	0.9999	NE	>999.99		Algorithm converged.	0.00	NE
Investigations	Blood chloride decreased	Female	230	46.5	0	0.0	229	46.0	0	0.0	NE			NE	NE	NE		NE	NE	NE	NE		NE	NE	NE	NE		NE		NE	NE	NE
Investigations	Blood cholesterol increased	Male	265	53.5	0	0.0	269	54.0	3	1.1		*	Quasi-complete separation of data points detected.				*	ERROR: The mean parameter is either invalid or at a limit of its range for some observations.			0.00		Algorithm converged.	0.00	NE	0.9999	0.1368	>999.99		Algorithm converged.	0.00	NE
Investigations	Blood cholesterol increased	Female	230	46.5	1	0.4	229	46.0	1	0.4	1.00		Convergence criterion (GCONV=1E-8) satisfied.	0.06	16.01	0.000		Algorithm converged.	-0.012	0.012	1.00		Algorithm converged.	0.06	15.82	0.9975		1.00		Algorithm converged.	0.06	15.96
Investigations	Blood creatine increased	Male	265	53.5	0	0.0	269	54.0	1	0.4		*	Quasi-complete separation of data points detected.				*	ERROR: The mean parameter is either invalid or at a limit of its range for some observations.			0.00		Algorithm converged.	0.00	NE	0.9999	1.0000	>999.99		Algorithm converged.	0.00	NE
Investigations	Blood creatine increased	Female	230	46.5	0	0.0	229	46.0	1	0.4		*	Quasi-complete separation of data points detected.				*	WARNING: Negative of Hessian not positive definite.			0.00		Algorithm converged.	0.00	NE	0.9999		>999.99		Algorithm converged.	0.00	NE
Investigations	Blood creatinine increased	Male	265	53.5	0	0.0	269	54.0	4	1.5		*	Quasi-complete separation of data points detected.				*	ERROR: The mean parameter is either invalid or at a limit of its range for some observations.			0.00		Algorithm converged.	0.00	NE	0.9999	0.0953	>999.99		Algorithm converged.	0.00	NE
Investigations	Blood creatinine increased	Female	230	46.5	2	0.9	229	46.0	3	1.3	0.66		Convergence criterion (GCONV=1E-8) satisfied.	0.11	3.99	-0.004		Algorithm converged.	-0.023	0.015	0.66		Algorithm converged.	0.11	3.94	0.6518		1.51		Algorithm converged.	0.25	8.93
Investigations	Blood culture positive	Male	265	53.5	0	0.0	269	54.0	1	0.4		*	Quasi-complete separation of data points detected.				*	ERROR: The mean parameter is either invalid or at a limit of its range for some observations.			0.00		Algorithm converged.	0.00	NE	0.9999	NE	>999.99		Algorithm converged.	0.00	NE
Investigations	Blood culture positive	Female	230	46.5	0	0.0	229	46.0	0	0.0	NE			NE	NE	NE		NE	NE	NE	NE		NE	NE	NE	NE		NE		NE	NE	NE
Investigations	Blood folate decreased	Male	265	53.5	0	0.0	269	54.0	0	0.0	NE			NE	NE	NE		NE	NE	NE	NE		NE	NE	NE	NE	NE	NE		NE	NE	NE
Investigations	Blood folate decreased	Female	230	46.5	1	0.4	229	46.0	0	0.0		*	Quasi-complete separation of data points detected.				*	WARNING: Negative of Hessian not positive definite.			NE		Algorithm converged.	NE	NE	NE		NE		Algorithm converged.	NE	NE

Investigations	Blood glucose decreased	Male	265	53.5	0	0.0	269	54.0	0	0.0	NE			NE	NE	NE		NE	NE	NE	NE		NE	NE	NE	NE	NE	NE		NE	NE	NE
Investigations	Blood glucose decreased	Female	230	46.5	0	0.0	229	46.0	1	0.4		*	Quasi-complete separation of data points detected.				*	WARNING: Negative of Hessian not positive definite.			0.00		Algorithm converged.	0.00	NE	0.9999		>999.99		Algorithm converged.	0.00	NE
Investigations	Blood glucose increased	Male	265	53.5	3	1.1	269	54.0	3	1.1	1.02		Convergence criterion (GCONV=1E-8) satisfied.	0.20	5.08	0.000		Algorithm converged.	-0.018	0.018	1.02		Algorithm converged.	0.21	4.98	0.9853	0.1227	0.99		Algorithm converged.	0.20	4.84
Investigations	Blood glucose increased	Female	230	46.5	7	3.0	229	46.0	1	0.4	7.16		Convergence criterion (GCONV=1E-8) satisfied.	0.87	58.64	0.026		Algorithm converged.	0.002	0.050	6.97		Algorithm converged.	0.86	56.20	0.0683		0.14		Algorithm converged.	0.02	1.16
Investigations	Blood immunoglobulin G decreased	Male	265	53.5	0	0.0	269	54.0	1	0.4		*	Quasi-complete separation of data points detected.				*	ERROR: The mean parameter is either invalid or at a limit of its range for some observations.			0.00		Algorithm converged.	0.00	NE	0.9999	0.0512	>999.99		Algorithm converged.	0.00	NE
Investigations	Blood immunoglobulin G decreased	Female	230	46.5	2	0.9	229	46.0	0	0.0		*	Quasi-complete separation of data points detected.				*	WARNING: Negative of Hessian not positive definite.			NE		Algorithm converged.	NE	NE	NE		NE		Algorithm converged.	NE	NE
Investigations	Blood immunoglobulin M decreased	Male	265	53.5	0	0.0	269	54.0	0	0.0	NE			NE	NE	NE		NE	NE	NE	NE		NE	NE	NE	NE	NE	NE		NE	NE	NE
Investigations	Blood immunoglobulin M decreased	Female	230	46.5	1	0.4	229	46.0	0	0.0		*	Quasi-complete separation of data points detected.				*	WARNING: Negative of Hessian not positive definite.			NE		Algorithm converged.	NE	NE	NE		NE		Algorithm converged.	NE	NE
Investigations	Blood lactate dehydrogenase increased	Male	265	53.5	1	0.4	269	54.0	3	1.1	0.34		Convergence criterion (GCONV=1E-8) satisfied.	0.03	3.25	-0.007		Algorithm converged.	-0.022	0.007	0.34		Algorithm converged.	0.04	3.23	0.3467	0.8481	2.96		Algorithm converged.	0.31	28.23
Investigations	Blood lactate dehydrogenase increased	Female	230	46.5	1	0.4	229	46.0	4	1.7	0.25		Convergence criterion (GCONV=1E-8) satisfied.	0.03	2.21	-0.013		Algorithm converged.	-0.032	0.006	0.25		Algorithm converged.	0.03	2.21	0.2120		4.02		Algorithm converged.	0.45	35.67
Investigations	Blood lactic acid increased	Male	265	53.5	1	0.4	269	54.0	0	0.0		*	Quasi-complete separation of data points detected.				*	WARNING: Negative of Hessian not positive definite.			NE		Algorithm converged.	NE	NE	NE	NE	NE		Algorithm converged.	NE	NE
Investigations	Blood lactic acid increased	Female	230	46.5	0	0.0	229	46.0	0	0.0	NE			NE	NE	NE		NE	NE	NE	NE		NE	NE	NE	NE		NE		NE	NE	NE
Investigations	Blood magnesium decreased	Male	265	53.5	1	0.4	269	54.0	0	0.0		*	Quasi-complete separation of data points detected.				*	WARNING: Negative of Hessian not positive definite.			NE		Algorithm converged.	NE	NE	NE	NE	NE		Algorithm converged.	NE	NE
Investigations	Blood magnesium decreased	Female	230	46.5	0	0.0	229	46.0	0	0.0	NE			NE	NE	NE		NE	NE	NE	NE		NE	NE	NE	NE		NE		NE	NE	NE
Investigations	Blood potassium decreased	Male	265	53.5	1	0.4	269	54.0	2	0.7	0.51		Convergence criterion (GCONV=1E-8) satisfied.	0.05	5.61	-0.004		Algorithm converged.	-0.016	0.009	0.51		Algorithm converged.	0.05	5.56	0.5788	0.4060	1.97		Algorithm converged.	0.18	21.60
Investigations	Blood potassium decreased	Female	230	46.5	0	0.0	229	46.0	1	0.4		*	Quasi-complete separation of data points detected.				*	WARNING: Negative of Hessian not positive definite.			0.00		Algorithm converged.	0.00	NE	0.9999		>999.99		Algorithm converged.	0.00	NE
Investigations	Blood potassium increased	Male	265	53.5	0	0.0	269	54.0	1	0.4		*	Quasi-complete separation of data points detected.				*	ERROR: The mean parameter is either invalid or at a limit of its range for some observations.			0.00		Algorithm converged.	0.00	NE	0.9999	NE	>999.99		Algorithm converged.	0.00	NE
Investigations	Blood potassium increased	Female	230	46.5	0	0.0	229	46.0	0	0.0	NE			NE	NE	NE		NE	NE	NE	NE		NE	NE	NE	NE		NE		NE	NE	NE
Investigations	Blood pressure decreased	Male	265	53.5	0	0.0	269	54.0	0	0.0	NE			NE	NE	NE		NE	NE	NE	NE		NE	NE	NE	NE	NE	NE		NE	NE	NE
Investigations	Blood pressure decreased	Female	230	46.5	1	0.4	229	46.0	0	0.0		*	Quasi-complete separation of data points detected.				*	WARNING: Negative of Hessian not positive definite.			NE		Algorithm converged.	NE	NE	NE		NE		Algorithm converged.	NE	NE
Investigations	Blood pressure increased	Male	265	53.5	1	0.4	269	54.0	0	0.0		*	Quasi-complete separation of data points detected.				*	WARNING: Negative of Hessian not positive definite.			NE		Algorithm converged.	NE	NE	NE	0.0332	NE		Algorithm converged.	NE	NE
Investigations	Blood pressure increased	Female	230	46.5	0	0.0	229	46.0	3	1.3		*	Quasi-complete separation of data points detected.				*	WARNING: Negative of Hessian not positive definite.			0.00		Algorithm converged.	0.00	NE	0.9999		>999.99		Algorithm converged.	0.00	NE
Investigations	Blood sodium decreased	Male	265	53.5	1	0.4	269	54.0	0	0.0		*	Quasi-complete separation of data points detected.				*	WARNING: Negative of Hessian not positive definite.			NE		Algorithm converged.	NE	NE	NE	NE	NE		Algorithm converged.	NE	NE
Investigations	Blood sodium decreased	Female	230	46.5	0	0.0	229	46.0	0	0.0	NE			NE	NE	NE		NE	NE	NE	NE		NE	NE	NE	NE		NE		NE	NE	NE
Investigations	Blood triglycerides increased	Male	265	53.5	0	0.0	269	54.0	3	1.1		*	Quasi-complete separation of data points detected.				*	ERROR: The mean parameter is either invalid or at a limit of its range for some observations.			0.00		Algorithm converged.	0.00	NE	0.9999	0.1368	>999.99		Algorithm converged.	0.00	NE
Investigations	Blood triglycerides increased	Female	230	46.5	1	0.4	229	46.0	1	0.4	1.00		Convergence criterion (GCONV=1E-8) satisfied.	0.06	16.01	0.000		Algorithm converged.	-0.012	0.012	1.00		Algorithm converged.	0.06	15.82	0.9975		1.00		Algorithm converged.	0.06	15.96
Investigations	Blood uric acid increased	Male	265	53.5	0	0.0	269	54.0	1	0.4		*	Quasi-complete separation of data points detected.				*	ERROR: The mean parameter is either invalid or at a limit of its range for some observations.			0.00		Algorithm converged.	0.00	NE	0.9999	0.3089	>999.99		Algorithm converged.	0.00	NE
Investigations	Blood uric acid increased	Female	230	46.5	1	0.4	229	46.0	1	0.4	1.00		Convergence criterion (GCONV=1E-8) satisfied.	0.06	16.01	0.000		Algorithm converged.	-0.012	0.012	1.00		Algorithm converged.	0.06	15.82	0.9975		1.00		Algorithm converged.	0.06	15.96
Investigations	Body temperature increased	Male	265	53.5	0	0.0	269	54.0	2	0.7		*	Quasi-complete separation of data points detected.				*	ERROR: The mean parameter is either invalid or at a limit of its range for some observations.			0.00		Algorithm converged.	0.00	NE	0.9999	0.0512	>999.99		Algorithm converged.	0.00	NE
Investigations	Body temperature increased	Female	230	46.5	1	0.4	229	46.0	0	0.0		*	Quasi-complete separation of data points detected.				*	WARNING: Negative of Hessian not positive definite.			NE		Algorithm converged.	NE	NE	NE		NE		Algorithm converged.	NE	NE
Investigations	Brain natriuretic peptide increased	Male	265	53.5	0	0.0	269	54.0	1	0.4		*	Quasi-complete separation of data points detected.				*	ERROR: The mean parameter is either invalid or at a limit of its range for some observations.			0.00		Algorithm converged.	0.00	NE	0.9999	NE	>999.99		Algorithm converged.	0.00	NE
Investigations	Brain natriuretic peptide increased	Female	230	46.5	0	0.0	229	46.0	0	0.0	NE			NE	NE	NE		NE	NE	NE	NE		NE	NE	NE	NE		NE		NE	NE	NE
Investigations	C-reactive protein increased	Male	265	53.5	3	1.1	269	54.0	1	0.4	3.07		Convergence criterion (GCONV=1E-8) satisfied.	0.32	29.68	0.008		Algorithm converged.	-0.007	0.022	3.05		Algorithm converged.	0.32	29.09	0.3335	0.2185	0.33		Algorithm converged.	0.03	3.14
Investigations	C-reactive protein increased	Female	230	46.5	4	1.7	229	46.0	0	0.0		*	Quasi-complete separation of data points detected.				*	ERROR: The mean parameter is either invalid or at a limit of its range for some observations.			NE		Algorithm converged.	NE	NE	NE		NE		Algorithm converged.	NE	NE
Investigations	CD19 lymphocytes decreased	Male	265	53.5	0	0.0	269	54.0	0	0.0	NE			NE	NE	NE		NE	NE	NE	NE		NE	NE	NE	NE	NE	NE		NE	NE	NE
Investigations	CD19 lymphocytes decreased	Female	230	46.5	0	0.0	229	46.0	1	0.4		*	Quasi-complete separation of data points detected.				*	WARNING: Negative of Hessian not positive definite.			0.00		Algorithm converged.	0.00	NE	0.9999		>999.99		Algorithm converged.	0.00	NE
Investigations	Cardiac murmur	Male	265	53.5	0	0.0	269	54.0	0	0.0	NE			NE	NE	NE		NE	NE	NE	NE		NE	NE	NE	NE	NE	NE		NE	NE	NE
Investigations	Cardiac murmur	Female	230	46.5	0	0.0	229	46.0	1	0.4		*	Quasi-complete separation of data points detected.				*	WARNING: Negative of Hessian not positive definite.			0.00		Algorithm converged.	0.00	NE	0.9999		>999.99		Algorithm converged.	0.00	NE
Investigations	Coronavirus test positive	Male	265	53.5	1	0.4	269	54.0	0	0.0		*	Quasi-complete separation of data points detected.				*	WARNING: Negative of Hessian not positive definite.			NE		Algorithm converged.	NE	NE	NE	NE	NE		Algorithm converged.	NE	NE
Investigations	Coronavirus test positive	Female	230	46.5	0	0.0	229	46.0	0	0.0	NE			NE	NE	NE		NE	NE	NE	NE		NE	NE	NE	NE		NE		NE	NE	NE
Investigations	Corynebacterium test positive	Male	265	53.5	0	0.0	269	54.0	0	0.0	NE			NE	NE	NE		NE	NE	NE	NE		NE	NE	NE	NE	NE	NE		NE	NE	NE
Investigations	Corynebacterium test positive	Female	230	46.5	0	0.0	229	46.0	1	0.4		*	Quasi-complete separation of data points detected.				*	WARNING: Negative of Hessian not positive definite.			0.00		Algorithm converged.	0.00	NE	0.9999		>999.99		Algorithm converged.	0.00	NE
Investigations	Ejection fraction decreased	Male	265	53.5	8	3.0	269	54.0	4	1.5	2.06		Convergence criterion (GCONV=1E-8) satisfied.	0.61	6.93	0.015		Algorithm converged.	-0.010	0.040	2.03		Algorithm converged.	0.62	6.66	0.2428	0.6445	0.49		Algorithm converged.	0.15	1.62
Investigations	Ejection fraction decreased	Female	230	46.5	1	0.4	229	46.0	1	0.4	1.00		Convergence criterion (GCONV=1E-8) satisfied.	0.06	16.01	0.000		Algorithm converged.	-0.012	0.012	1.00		Algorithm converged.	0.06	15.82	0.9975		1.00		Algorithm converged.	0.06	15.96
Investigations	Electrocardiogram QT prolonged	Male	265	53.5	0	0.0	269	54.0	0	0.0	NE			NE	NE	NE		NE	NE	NE	NE		NE	NE	NE	NE	NE	NE		NE	NE	NE
Investigations	Electrocardiogram QT prolonged	Female	230	46.5	1	0.4	229	46.0	0	0.0		*	Quasi-complete separation of data points detected.				*	WARNING: Negative of Hessian not positive definite.			NE		Algorithm converged.	NE	NE	NE		NE		Algorithm converged.	NE	NE
Investigations	Electrocardiogram T wave abnormal	Male	265	53.5	0	0.0	269	54.0	0	0.0	NE			NE	NE	NE		NE	NE	NE	NE		NE	NE	NE	NE	NE	NE		NE	NE	NE
Investigations	Electrocardiogram T wave abnormal	Female	230	46.5	0	0.0	229	46.0	2	0.9		*	Quasi-complete separation of data points detected.				*	WARNING: Negative of Hessian not positive definite.			0.00		Algorithm converged.	0.00	NE	0.9999		>999.99		Algorithm converged.	0.00	NE
Investigations	Gamma-glutamyltransferase increased	Male	265	53.5	5	1.9	269	54.0	7	2.6	0.72		Convergence criterion (GCONV=1E-8) satisfied.	0.23	2.30	-0.007		Algorithm converged.	-0.032	0.018	0.73		Algorithm converged.	0.23	2.26	0.5788	0.1649	1.38		Algorithm converged.	0.44	4.29
Investigations	Gamma-glutamyltransferase increased	Female	230	46.5	9	3.9	229	46.0	4	1.7	2.29		Convergence criterion (GCONV=1E-8) satisfied.	0.70	7.55	0.022		Algorithm converged.	-0.009	0.052	2.24		Algorithm converged.	0.70	7.17	0.1742		0.45		Algorithm converged.	0.14	1.43
Investigations	Gastric pH decreased	Male	265	53.5	1	0.4	269	54.0	0	0.0		*	Quasi-complete separation of data points detected.				*	WARNING: Negative of Hessian not positive definite.			NE		Algorithm converged.	NE	NE	NE	NE	NE		Algorithm converged.	NE	NE
Investigations	Gastric pH decreased	Female	230	46.5	0	0.0	229	46.0	0	0.0	NE			NE	NE	NE		NE	NE	NE	NE		NE	NE	NE	NE		NE		NE	NE	NE
Investigations	Haemoglobin decreased	Male	265	53.5	0	0.0	269	54.0	3	1.1		*	Quasi-complete separation of data points detected.				*	ERROR: The mean parameter is either invalid or at a limit of its range for some observations.			0.00		Algorithm converged.	0.00	NE	0.9999	0.1368	>999.99		Algorithm converged.	0.00	NE
Investigations	Haemoglobin decreased	Female	230	46.5	1	0.4	229	46.0	1	0.4	1.00		Convergence criterion (GCONV=1E-8) satisfied.	0.06	16.01	0.000		Algorithm converged.	-0.012	0.012	1.00		Algorithm converged.	0.06	15.82	0.9975		1.00		Algorithm converged.	0.06	15.96
Investigations	Heart rate increased	Male	265	53.5	0	0.0	269	54.0	0	0.0	NE			NE	NE	NE		NE	NE	NE	NE		NE	NE	NE	NE	NE	NE		NE	NE	NE
Investigations	Heart rate increased	Female	230	46.5	2	0.9	229	46.0	0	0.0		*	Quasi-complete separation of data points detected.				*	WARNING: Negative of Hessian not positive definite.			NE		Algorithm converged.	NE	NE	NE		NE		Algorithm converged.	NE	NE
Investigations	Hepatic enzyme abnormal	Male	265	53.5	0	0.0	269	54.0	0	0.0	NE			NE	NE	NE		NE	NE	NE	NE		NE	NE	NE	NE	NE	NE		NE	NE	NE
Investigations	Hepatic enzyme abnormal	Female	230	46.5	1	0.4	229	46.0	0	0.0		*	Quasi-complete separation of data points detected.				*	WARNING: Negative of Hessian not positive definite.			NE		Algorithm converged.	NE	NE	NE		NE		Algorithm converged.	NE	NE
Investigations	Hepatic enzyme increased	Male	265	53.5	0	0.0	269	54.0	0	0.0	NE			NE	NE	NE		NE	NE	NE	NE		NE	NE	NE	NE	NE	NE		NE	NE	NE
Investigations	Hepatic enzyme increased	Female	230	46.5	1	0.4	229	46.0	0	0.0		*	Quasi-complete separation of data points detected.				*	WARNING: Negative of Hessian not positive definite.			NE		Algorithm converged.	NE	NE	NE		NE		Algorithm converged.	NE	NE
Investigations	Hepatitis B DNA increased	Male	265	53.5	0	0.0	269	54.0	1	0.4		*	Quasi-complete separation of data points detected.				*	ERROR: The mean parameter is either invalid or at a limit of its range for some observations.			0.00		Algorithm converged.	0.00	NE	0.9999	NE	>999.99		Algorithm converged.	0.00	NE
Investigations	Hepatitis B DNA increased	Female	230	46.5	0	0.0	229	46.0	0	0.0	NE			NE	NE	NE		NE	NE	NE	NE		NE	NE	NE	NE		NE		NE	NE	NE
Investigations	High density lipoprotein decreased	Male	265	53.5	0	0.0	269	54.0	1	0.4		*	Quasi-complete separation of data points detected.				*	ERROR: The mean parameter is either invalid or at a limit of its range for some observations.			0.00		Algorithm converged.	0.00	NE	0.9999	NE	>999.99		Algorithm converged.	0.00	NE
Investigations	High density lipoprotein decreased	Female	230	46.5	0	0.0	229	46.0	0	0.0	NE			NE	NE	NE		NE	NE	NE	NE		NE	NE	NE	NE		NE		NE	NE	NE
Investigations	High density lipoprotein increased	Male	265	53.5	0	0.0	269	54.0	1	0.4		*	Quasi-complete separation of data points detected.				*	ERROR: The mean parameter is either invalid or at a limit of its range for some observations.			0.00		Algorithm converged.	0.00	NE	0.9999	NE	>999.99		Algorithm converged.	0.00	NE
Investigations	High density lipoprotein increased	Female	230	46.5	0	0.0	229	46.0	0	0.0	NE			NE	NE	NE		NE	NE	NE	NE		NE	NE	NE	NE		NE		NE	NE	NE
Investigations	Immunoglobulins decreased	Male	265	53.5	0	0.0	269	54.0	1	0.4		*	Quasi-complete separation of data points detected.				*	ERROR: The mean parameter is either invalid or at a limit of its range for some observations.			0.00		Algorithm converged.	0.00	NE	0.9999	NE	>999.99		Algorithm converged.	0.00	NE
Investigations	Immunoglobulins decreased	Female	230	46.5	0	0.0	229	46.0	0	0.0	NE			NE	NE	NE		NE	NE	NE	NE		NE	NE	NE	NE		NE		NE	NE	NE
Investigations	Influenza A virus test positive	Male	265	53.5	0	0.0	269	54.0	0	0.0	NE			NE	NE	NE		NE	NE	NE	NE		NE	NE	NE	NE	NE	NE		NE	NE	NE
Investigations	Influenza A virus test positive	Female	230	46.5	0	0.0	229	46.0	1	0.4		*	Quasi-complete separation of data points detected.				*	WARNING: Negative of Hessian not positive definite.			0.00		Algorithm converged.	0.00	NE	0.9999		>999.99		Algorithm converged.	0.00	NE
Investigations	Lipase increased	Male	265	53.5	1	0.4	269	54.0	5	1.9	0.20		Convergence criterion (GCONV=1E-8) satisfied.	0.02	1.72	-0.015		Algorithm converged.	-0.033	0.003	0.20		Algorithm converged.	0.02	1.73	0.1443	0.8954	4.93		Algorithm converged.	0.58	41.88
Investigations	Lipase increased	Female	230	46.5	1	0.4	229	46.0	6	2.6	0.16		Convergence criterion (GCONV=1E-8) satisfied.	0.02	1.36	-0.022		Algorithm converged.	-0.044	0.001	0.17		Algorithm converged.	0.02	1.37	0.0951		6.03		Algorithm converged.	0.73	49.66
Investigations	Liver function test increased	Male	265	53.5	2	0.8	269	54.0	0	0.0		*	Quasi-complete separation of data points detected.				*	WARNING: Negative of Hessian not positive definite.			NE		Algorithm converged.	NE	NE	NE	1.0000	NE		Algorithm converged.	NE	NE
Investigations	Liver function test increased	Female	230	46.5	1	0.4	229	46.0	0	0.0		*	Quasi-complete separation of data points detected.				*	WARNING: Negative of Hessian not positive definite.			NE		Algorithm converged.	NE	NE	NE		NE		Algorithm converged.	NE	NE
Investigations	Low density lipoprotein decreased	Male	265	53.5	0	0.0	269	54.0	1	0.4		*	Quasi-complete separation of data points detected.				*	ERROR: The mean parameter is either invalid or at a limit of its range for some observations.			0.00		Algorithm converged.	0.00	NE	0.9999	NE	>999.99		Algorithm converged.	0.00	NE
Investigations	Low density lipoprotein decreased	Female	230	46.5	0	0.0	229	46.0	0	0.0	NE			NE	NE	NE		NE	NE	NE	NE		NE	NE	NE	NE		NE		NE	NE	NE
Investigations	Low density lipoprotein increased	Male	265	53.5	0	0.0	269	54.0	0	0.0	NE			NE	NE	NE		NE	NE	NE	NE		NE	NE	NE	NE	1.0000	NE		NE	NE	NE
Investigations	Low density lipoprotein increased	Female	230	46.5	1	0.4	229	46.0	1	0.4	1.00		Convergence criterion (GCONV=1E-8) satisfied.	0.06	16.01	0.000		Algorithm converged.	-0.012	0.012	1.00		Algorithm converged.	0.06	15.82	0.9975		1.00		Algorithm converged.	0.06	15.96
Investigations	Lymphocyte count decreased	Male	265	53.5	17	6.4	269	54.0	21	7.8	0.81		Convergence criterion (GCONV=1E-8) satisfied.	0.42	1.57	-0.014		Algorithm converged.	-0.057	0.030	0.82		Algorithm converged.	0.44	1.52	0.5325	0.4096	1.22		Algorithm converged.	0.66	2.25
Investigations	Lymphocyte count decreased	Female	230	46.5	17	7.4	229	46.0	14	6.1	1.23		Convergence criterion (GCONV=1E-8) satisfied.	0.59	2.55	0.013		Algorithm converged.	-0.033	0.059	1.21		Algorithm converged.	0.61	2.39	0.5861		0.83		Algorithm converged.	0.42	1.64
Investigations	N-terminal prohormone brain natriuretic peptide increased	Male	265	53.5	0	0.0	269	54.0	0	0.0	NE			NE	NE	NE		NE	NE	NE	NE		NE	NE	NE	NE	NE	NE		NE	NE	NE
Investigations	N-terminal prohormone brain natriuretic peptide increased	Female	230	46.5	0	0.0	229	46.0	1	0.4		*	Quasi-complete separation of data points detected.				*	WARNING: Negative of Hessian not positive definite.			0.00		Algorithm converged.	0.00	NE	0.9999		>999.99		Algorithm converged.	0.00	NE
Investigations	Neutrophil count decreased	Male	265	53.5	36	13.6	269	54.0	35	13.0	1.05		Convergence criterion (GCONV=1E-8) satisfied.	0.64	1.73	0.006		Algorithm converged.	-0.052	0.063	1.04		Algorithm converged.	0.68	1.61	0.8452	0.9792	0.96		Algorithm converged.	0.62	1.48
Investigations	Neutrophil count decreased	Female	230	46.5	37	16.1	229	46.0	35	15.3	1.06		Convergence criterion (GCONV=1E-8) satisfied.	0.64	1.76	0.008		Algorithm converged.	-0.059	0.075	1.05		Algorithm converged.	0.69	1.61	0.8130		0.95		Algorithm converged.	0.62	1.45
Investigations	Neutrophil count increased	Male	265	53.5	2	0.8	269	54.0	1	0.4	2.04		Convergence criterion (GCONV=1E-8) satisfied.	0.18	22.61	0.004		Algorithm converged.	-0.009	0.017	2.03		Algorithm converged.	0.19	22.26	0.5622	1.0000	0.49		Algorithm converged.	0.04	5.40
Investigations	Neutrophil count increased	Female	230	46.5	0	0.0	229	46.0	0	0.0	NE			NE	NE	NE		NE	NE	NE	NE		NE	NE	NE	NE		NE		NE	NE	NE
Investigations	Occult blood positive	Male	265	53.5	0	0.0	269	54.0	0	0.0	NE			NE	NE	NE		NE	NE	NE	NE		NE	NE	NE	NE	NE	NE		NE	NE	NE
Investigations	Occult blood positive	Female	230	46.5	0	0.0	229	46.0	1	0.4		*	Quasi-complete separation of data points detected.				*	WARNING: Negative of Hessian not positive definite.			0.00		Algorithm converged.	0.00	NE	0.9999		>999.99		Algorithm converged.	0.00	NE
Investigations	Oxygen saturation decreased	Male	265	53.5	0	0.0	269	54.0	2	0.7		*	Quasi-complete separation of data points detected.				*	ERROR: The mean parameter is either invalid or at a limit of its range for some observations.			0.00		Algorithm converged.	0.00	NE	0.9999	0.1909	>999.99		Algorithm converged.	0.00	NE
Investigations	Oxygen saturation decreased	Female	230	46.5	1	0.4	229	46.0	1	0.4	1.00		Convergence criterion (GCONV=1E-8) satisfied.	0.06	16.01	0.000		Algorithm converged.	-0.012	0.012	1.00		Algorithm converged.	0.06	15.82	0.9975		1.00		Algorithm converged.	0.06	15.96
Investigations	Platelet count decreased	Male	265	53.5	21	7.9	269	54.0	22	8.2	0.97		Convergence criterion (GCONV=1E-8) satisfied.	0.52	1.80	-0.003		Algorithm converged.	-0.049	0.044	0.97		Algorithm converged.	0.55	1.72	0.9141	0.5505	1.03		Algorithm converged.	0.58	1.83
Investigations	Platelet count decreased	Female	230	46.5	26	11.3	229	46.0	21	9.2	1.26		Convergence criterion (GCONV=1E-8) satisfied.	0.69	2.32	0.021		Algorithm converged.	-0.034	0.077	1.23		Algorithm converged.	0.71	2.13	0.4519		0.81		Algorithm converged.	0.47	1.40
Investigations	Platelet count increased	Male	265	53.5	0	0.0	269	54.0	0	0.0	NE			NE	NE	NE		NE	NE	NE	NE		NE	NE	NE	NE	1.0000	NE		NE	NE	NE
Investigations	Platelet count increased	Female	230	46.5	2	0.9	229	46.0	1	0.4	2.00		Convergence criterion (GCONV=1E-8) satisfied.	0.18	22.21	0.004		Algorithm converged.	-0.010	0.019	1.99		Algorithm converged.	0.18	21.81	0.5727		0.50		Algorithm converged.	0.05	5.50
Investigations	Procalcitonin increased	Male	265	53.5	1	0.4	269	54.0	0	0.0		*	Quasi-complete separation of data points detected.				*	WARNING: Negative of Hessian not positive definite.			NE		Algorithm converged.	NE	NE	NE	NE	NE		Algorithm converged.	NE	NE
Investigations	Procalcitonin increased	Female	230	46.5	0	0.0	229	46.0	0	0.0	NE			NE	NE	NE		NE	NE	NE	NE		NE	NE	NE	NE		NE		NE	NE	NE
Investigations	Red blood cell count decreased	Male	265	53.5	0	0.0	269	54.0	1	0.4		*	Quasi-complete separation of data points detected.				*	ERROR: The mean parameter is either invalid or at a limit of its range for some observations.			0.00		Algorithm converged.	0.00	NE	0.9999	NE	>999.99		Algorithm converged.	0.00	NE
Investigations	Red blood cell count decreased	Female	230	46.5	0	0.0	229	46.0	0	0.0	NE			NE	NE	NE		NE	NE	NE	NE		NE	NE	NE	NE		NE		NE	NE	NE
Investigations	Red blood cell sedimentation rate increased	Male	265	53.5	0	0.0	269	54.0	0	0.0	NE			NE	NE	NE		NE	NE	NE	NE		NE	NE	NE	NE	NE	NE		NE	NE	NE
Investigations	Red blood cell sedimentation rate increased	Female	230	46.5	0	0.0	229	46.0	1	0.4		*	Quasi-complete separation of data points detected.				*	WARNING: Negative of Hessian not positive definite.			0.00		Algorithm converged.	0.00	NE	0.9999		>999.99		Algorithm converged.	0.00	NE
Investigations	Total bile acids increased	Male	265	53.5	1	0.4	269	54.0	1	0.4	1.02		Convergence criterion (GCONV=1E-8) satisfied.	0.06	16.31	0.000		Algorithm converged.	-0.010	0.010	1.02		Algorithm converged.	0.06	16.14	0.9915	1.0000	0.99		Algorithm converged.	0.06	15.67
Investigations	Total bile acids increased	Female	230	46.5	0	0.0	229	46.0	0	0.0	NE			NE	NE	NE		NE	NE	NE	NE		NE	NE	NE	NE		NE		NE	NE	NE
Investigations	Transaminases increased	Male	265	53.5	0	0.0	269	54.0	1	0.4		*	Quasi-complete separation of data points detected.				*	ERROR: The mean parameter is either invalid or at a limit of its range for some observations.			0.00		Algorithm converged.	0.00	NE	0.9999	NE	>999.99		Algorithm converged.	0.00	NE
Investigations	Transaminases increased	Female	230	46.5	0	0.0	229	46.0	0	0.0	NE			NE	NE	NE		NE	NE	NE	NE		NE	NE	NE	NE		NE		NE	NE	NE
Investigations	Troponin I increased	Male	265	53.5	0	0.0	269	54.0	2	0.7		*	Quasi-complete separation of data points detected.				*	ERROR: The mean parameter is either invalid or at a limit of its range for some observations.			0.00		Algorithm converged.	0.00	NE	0.9999	NE	>999.99		Algorithm converged.	0.00	NE
Investigations	Troponin I increased	Female	230	46.5	0	0.0	229	46.0	0	0.0	NE			NE	NE	NE		NE	NE	NE	NE		NE	NE	NE	NE		NE		NE	NE	NE
Investigations	Troponin T increased	Male	265	53.5	1	0.4	269	54.0	0	0.0		*	Quasi-complete separation of data points detected.				*	WARNING: Negative of Hessian not positive definite.			NE		Algorithm converged.	NE	NE	NE	0.0945	NE		Algorithm converged.	NE	NE
Investigations	Troponin T increased	Female	230	46.5	0	0.0	229	46.0	1	0.4		*	Quasi-complete separation of data points detected.				*	WARNING: Negative of Hessian not positive definite.			0.00		Algorithm converged.	0.00	NE	0.9999		>999.99		Algorithm converged.	0.00	NE
Investigations	Troponin increased	Male	265	53.5	0	0.0	269	54.0	1	0.4		*	Quasi-complete separation of data points detected.				*	ERROR: The mean parameter is either invalid or at a limit of its range for some observations.			0.00		Algorithm converged.	0.00	NE	0.9999	NE	>999.99		Algorithm converged.	0.00	NE

Investigations	Troponin increased	Female	230	46.5	0	0.0	229	46.0	0	0.0	NE			NE	NE	NE		NE	NE	NE	NE	NE	NE	NE	NE		NE		NE	NE	NE
Investigations	Vitamin D decreased	Male	265	53.5	1	0.4	269	54.0	0	0.0		*	Quasi-complete separation of data points detected.				*	WARNING: Negative of Hessian not positive definite.			NE	Algorithm converged.	NE	NE	NE	0.0497	NE		Algorithm converged.	NE	NE
Investigations	Vitamin D decreased	Female	230	46.5	0	0.0	229	46.0	2	0.9		*	Quasi-complete separation of data points detected.				*	WARNING: Negative of Hessian not positive definite.			0.00	Algorithm converged.	0.00	NE	0.9999		>999.99		Algorithm converged.	0.00	NE
Investigations	Weight decreased	Male	265	53.5	27	10.2	269	54.0	39	14.5	0.67		Convergence criterion (GCONV=1E-8) satisfied.	0.40	1.13	-0.043		Algorithm converged.	-0.099	0.013	0.70	Algorithm converged.	0.44	1.11	0.1332	0.0453	1.42		Algorithm converged.	0.90	2.26
Investigations	Weight decreased	Female	230	46.5	38	16.5	229	46.0	28	12.2	1.42		Convergence criterion (GCONV=1E-8) satisfied.	0.84	2.41	0.043		Algorithm converged.	-0.021	0.107	1.35	Algorithm converged.	0.86	2.12	0.1923		0.74		Algorithm converged.	0.47	1.16
Investigations	Weight increased	Male	265	53.5	13	4.9	269	54.0	11	4.1	1.21		Convergence criterion (GCONV=1E-8) satisfied.	0.53	2.75	0.008		Algorithm converged.	-0.027	0.043	1.20	Algorithm converged.	0.55	2.63	0.6494	0.7604	0.83		Algorithm converged.	0.38	1.83
Investigations	Weight increased	Female	230	46.5	9	3.9	229	46.0	9	3.9	1.00		Convergence criterion (GCONV=1E-8) satisfied.	0.39	2.56	0.000		Algorithm converged.	-0.036	0.035	1.00	Algorithm converged.	0.40	2.46	0.9925		1.00		Algorithm converged.	0.41	2.48
Investigations	White blood cell count decreased	Male	265	53.5	27	10.2	269	54.0	25	9.3	1.11		Convergence criterion (GCONV=1E-8) satisfied.	0.62	1.96	0.009		Algorithm converged.	-0.041	0.059	1.10	Algorithm converged.	0.65	1.84	0.7274	0.7673	0.91		Algorithm converged.	0.54	1.53
Investigations	White blood cell count decreased	Female	230	46.5	39	17.0	229	46.0	32	14.0	1.26		Convergence criterion (GCONV=1E-8) satisfied.	0.76	2.09	0.030		Algorithm converged.	-0.036	0.096	1.21	Algorithm converged.	0.79	1.87	0.3781		0.82		Algorithm converged.	0.54	1.27
Investigations	White blood cell count increased	Male	265	53.5	2	0.8	269	54.0	1	0.4	2.04		Convergence criterion (GCONV=1E-8) satisfied.	0.18	22.61	0.004		Algorithm converged.	-0.009	0.017	2.03	Algorithm converged.	0.19	22.26	0.5622	0.1859	0.49		Algorithm converged.	0.04	5.40
Investigations	White blood cell count increased	Female	230	46.5	0	0.0	229	46.0	1	0.4		*	Quasi-complete separation of data points detected.				*	WARNING: Negative of Hessian not positive definite.			0.00	Algorithm converged.	0.00	NE	0.9999		>999.99		Algorithm converged.	0.00	NE
Metabolism and nutrition disorders		Male	265	53.5	96	36.2	269	54.0	93	34.6	1.08		Convergence criterion (GCONV=1E-8) satisfied.	0.75	1.53	0.017		Algorithm converged.	-0.065	0.098	1.05	Algorithm converged.	0.83	1.32	0.6895	0.2970	0.95		Algorithm converged.	0.76	1.20
Metabolism and nutrition disorders		Female	230	46.5	87	37.8	229	46.0	98	42.8	0.81		Convergence criterion (GCONV=1E-8) satisfied.	0.56	1.18	-0.050		Algorithm converged.	-0.139	0.040	0.88	Algorithm converged.	0.71	1.11	0.2788		1.13		Algorithm converged.	0.90	1.41
Metabolism and nutrition disorders	Abnormal loss of weight	Male	265	53.5	0	0.0	269	54.0	1	0.4		*	Quasi-complete separation of data points detected.				*	ERROR: The mean parameter is either invalid or at a limit of its range for some observations.			0.00	Algorithm converged.	0.00	NE	0.9999	NE	>999.99		Algorithm converged.	0.00	NE
Metabolism and nutrition disorders	Abnormal loss of weight	Female	230	46.5	0	0.0	229	46.0	0	0.0	NE			NE	NE	NE		NE	NE	NE	NE	NE	NE	NE	NE		NE		NE	NE	NE
Metabolism and nutrition disorders	Decreased appetite	Male	265	53.5	39	14.7	269	54.0	32	11.9	1.28		Convergence criterion (GCONV=1E-8) satisfied.	0.77	2.11	0.028		Algorithm converged.	-0.029	0.086	1.24	Algorithm converged.	0.80	1.91	0.3383	0.6704	0.81		Algorithm converged.	0.52	1.25
Metabolism and nutrition disorders	Decreased appetite	Female	230	46.5	37	16.1	229	46.0	34	14.8	1.10		Convergence criterion (GCONV=1E-8) satisfied.	0.66	1.82	0.012		Algorithm converged.	-0.054	0.079	1.08	Algorithm converged.	0.71	1.66	0.7135		0.92		Algorithm converged.	0.60	1.42
Metabolism and nutrition disorders	Dehydration	Male	265	53.5	5	1.9	269	54.0	8	3.0	0.63		Convergence criterion (GCONV=1E-8) satisfied.	0.20	1.94	-0.011		Algorithm converged.	-0.037	0.015	0.63	Algorithm converged.	0.21	1.91	0.4194	0.6136	1.58		Algorithm converged.	0.52	4.76
Metabolism and nutrition disorders	Dehydration	Female	230	46.5	10	4.3	229	46.0	11	4.8	0.90		Convergence criterion (GCONV=1E-8) satisfied.	0.37	2.16	-0.005		Algorithm converged.	-0.043	0.034	0.91	Algorithm converged.	0.39	2.09	0.8154		1.10		Algorithm converged.	0.48	2.55
Metabolism and nutrition disorders	Diabetes mellitus	Male	265	53.5	2	0.8	269	54.0	3	1.1	0.67		Convergence criterion (GCONV=1E-8) satisfied.	0.11	4.07	-0.004		Algorithm converged.	-0.020	0.013	0.68	Algorithm converged.	0.11	4.02	0.6674	0.6217	1.48		Algorithm converged.	0.25	8.77
Metabolism and nutrition disorders	Diabetes mellitus	Female	230	46.5	1	0.4	229	46.0	3	1.3	0.33		Convergence criterion (GCONV=1E-8) satisfied.	0.03	3.19	-0.009		Algorithm converged.	-0.026	0.008	0.33	Algorithm converged.	0.03	3.17	0.3379		3.01		Algorithm converged.	0.32	28.75
Metabolism and nutrition disorders	Diabetes mellitus inadequate control	Male	265	53.5	0	0.0	269	54.0	0	0.0	NE			NE	NE	NE		NE	NE	NE	NE	NE	NE	NE	NE	NE	NE		NE	NE	NE
Metabolism and nutrition disorders	Diabetes mellitus inadequate control	Female	230	46.5	0	0.0	229	46.0	2	0.9		*	Quasi-complete separation of data points detected.				*	WARNING: Negative of Hessian not positive definite.			0.00	Algorithm converged.	0.00	NE	0.9999		>999.99		Algorithm converged.	0.00	NE
Metabolism and nutrition disorders	Fluid retention	Male	265	53.5	1	0.4	269	54.0	0	0.0		*	Quasi-complete separation of data points detected.				*	WARNING: Negative of Hessian not positive definite.			NE	Algorithm converged.	NE	NE	NE	NE	NE		Algorithm converged.	NE	NE
Metabolism and nutrition disorders	Fluid retention	Female	230	46.5	0	0.0	229	46.0	0	0.0	NE			NE	NE	NE		NE	NE	NE	NE	NE	NE	NE	NE		NE		NE	NE	NE
Metabolism and nutrition disorders	Glucose tolerance impaired	Male	265	53.5	0	0.0	269	54.0	0	0.0	NE			NE	NE	NE		NE	NE	NE	NE	NE	NE	NE	NE	1.0000	NE		NE	NE	NE
Metabolism and nutrition disorders	Glucose tolerance impaired	Female	230	46.5	1	0.4	229	46.0	1	0.4	1.00		Convergence criterion (GCONV=1E-8) satisfied.	0.06	16.01	0.000		Algorithm converged.	-0.012	0.012	1.00	Algorithm converged.	0.06	15.82	0.9975		1.00		Algorithm converged.	0.06	15.96
Metabolism and nutrition disorders	Gout	Male	265	53.5	3	1.1	269	54.0	2	0.7	1.53		Convergence criterion (GCONV=1E-8) satisfied.	0.25	9.22	0.004		Algorithm converged.	-0.012	0.020	1.52	Algorithm converged.	0.26	9.04	0.6436	1.0000	0.66		Algorithm converged.	0.11	3.90
Metabolism and nutrition disorders	Gout	Female	230	46.5	0	0.0	229	46.0	0	0.0	NE			NE	NE	NE		NE	NE	NE	NE	NE	NE	NE	NE		NE		NE	NE	NE
Metabolism and nutrition disorders	Hypercalcaemia	Male	265	53.5	2	0.8	269	54.0	1	0.4	2.04		Convergence criterion (GCONV=1E-8) satisfied.	0.18	22.61	0.004		Algorithm converged.	-0.009	0.017	2.03	Algorithm converged.	0.19	22.26	0.5622	0.4127	0.49		Algorithm converged.	0.04	5.40
Metabolism and nutrition disorders	Hypercalcaemia	Female	230	46.5	1	0.4	229	46.0	0	0.0		*	Quasi-complete separation of data points detected.				*	WARNING: Negative of Hessian not positive definite.			NE	Algorithm converged.	NE	NE	NE		NE		Algorithm converged.	NE	NE
Metabolism and nutrition disorders	Hypercholesterolaemia	Male	265	53.5	1	0.4	269	54.0	0	0.0		*	Quasi-complete separation of data points detected.				*	WARNING: Negative of Hessian not positive definite.			NE	Algorithm converged.	NE	NE	NE	0.3029	NE		Algorithm converged.	NE	NE
Metabolism and nutrition disorders	Hypercholesterolaemia	Female	230	46.5	1	0.4	229	46.0	1	0.4	1.00		Convergence criterion (GCONV=1E-8) satisfied.	0.06	16.01	0.000		Algorithm converged.	-0.012	0.012	1.00	Algorithm converged.	0.06	15.82	0.9975		1.00		Algorithm converged.	0.06	15.96
Metabolism and nutrition disorders	Hyperglycaemia	Male	265	53.5	16	6.0	269	54.0	10	3.7	1.66		Convergence criterion (GCONV=1E-8) satisfied.	0.74	3.74	0.023		Algorithm converged.	-0.013	0.060	1.62	Algorithm converged.	0.75	3.51	0.2180	0.5405	0.62		Algorithm converged.	0.28	1.33
Metabolism and nutrition disorders	Hyperglycaemia	Female	230	46.5	14	6.1	229	46.0	12	5.2	1.17		Convergence criterion (GCONV=1E-8) satisfied.	0.53	2.59	0.008		Algorithm converged.	-0.034	0.051	1.16	Algorithm converged.	0.55	2.46	0.6951		0.86		Algorithm converged.	0.41	1.82
Metabolism and nutrition disorders	Hyperkalaemia	Male	265	53.5	1	0.4	269	54.0	2	0.7	0.51		Convergence criterion (GCONV=1E-8) satisfied.	0.05	5.61	-0.004		Algorithm converged.	-0.016	0.009	0.51	Algorithm converged.	0.05	5.56	0.5788	0.7138	1.97		Algorithm converged.	0.18	21.60
Metabolism and nutrition disorders	Hyperkalaemia	Female	230	46.5	5	2.2	229	46.0	6	2.6	0.83		Convergence criterion (GCONV=1E-8) satisfied.	0.25	2.75	-0.004		Algorithm converged.	-0.032	0.024	0.83	Algorithm converged.	0.26	2.68	0.7550		1.21		Algorithm converged.	0.37	3.89
Metabolism and nutrition disorders	Hyperlipidaemia	Male	265	53.5	1	0.4	269	54.0	1	0.4	1.02		Convergence criterion (GCONV=1E-8) satisfied.	0.06	16.31	0.000		Algorithm converged.	-0.010	0.010	1.02	Algorithm converged.	0.06	16.14	0.9915	1.0000	0.99		Algorithm converged.	0.06	15.67
Metabolism and nutrition disorders	Hyperlipidaemia	Female	230	46.5	0	0.0	229	46.0	0	0.0	NE			NE	NE	NE		NE	NE	NE	NE	NE	NE	NE	NE		NE		NE	NE	NE
Metabolism and nutrition disorders	Hypermagnesaemia	Male	265	53.5	0	0.0	269	54.0	1	0.4		*	Quasi-complete separation of data points detected.				*	ERROR: The mean parameter is either invalid or at a limit of its range for some observations.			0.00	Algorithm converged.	0.00	NE	0.9999	NE	>999.99		Algorithm converged.	0.00	NE
Metabolism and nutrition disorders	Hypermagnesaemia	Female	230	46.5	0	0.0	229	46.0	0	0.0	NE			NE	NE	NE		NE	NE	NE	NE	NE	NE	NE	NE		NE		NE	NE	NE
Metabolism and nutrition disorders	Hypernatraemia	Male	265	53.5	0	0.0	269	54.0	0	0.0	NE			NE	NE	NE		NE	NE	NE	NE	NE	NE	NE	NE	1.0000	NE		NE	NE	NE
Metabolism and nutrition disorders	Hypernatraemia	Female	230	46.5	1	0.4	229	46.0	1	0.4	1.00		Convergence criterion (GCONV=1E-8) satisfied.	0.06	16.01	0.000		Algorithm converged.	-0.012	0.012	1.00	Algorithm converged.	0.06	15.82	0.9975		1.00		Algorithm converged.	0.06	15.96
Metabolism and nutrition disorders	Hyperphagia	Male	265	53.5	0	0.0	269	54.0	1	0.4		*	Quasi-complete separation of data points detected.				*	ERROR: The mean parameter is either invalid or at a limit of its range for some observations.			0.00	Algorithm converged.	0.00	NE	0.9999	NE	>999.99		Algorithm converged.	0.00	NE
Metabolism and nutrition disorders	Hyperphagia	Female	230	46.5	0	0.0	229	46.0	0	0.0	NE			NE	NE	NE		NE	NE	NE	NE	NE	NE	NE	NE		NE		NE	NE	NE
Metabolism and nutrition disorders	Hyperphosphataemia	Male	265	53.5	0	0.0	269	54.0	2	0.7		*	Quasi-complete separation of data points detected.				*	ERROR: The mean parameter is either invalid or at a limit of its range for some observations.			0.00	Algorithm converged.	0.00	NE	0.9999	NE	>999.99		Algorithm converged.	0.00	NE
Metabolism and nutrition disorders	Hyperphosphataemia	Female	230	46.5	0	0.0	229	46.0	0	0.0	NE			NE	NE	NE		NE	NE	NE	NE	NE	NE	NE	NE		NE		NE	NE	NE
Metabolism and nutrition disorders	Hypertriglyceridaemia	Male	265	53.5	3	1.1	269	54.0	5	1.9	0.60		Convergence criterion (GCONV=1E-8) satisfied.	0.14	2.56	-0.007		Algorithm converged.	-0.028	0.013	0.61	Algorithm converged.	0.15	2.52	0.4941	0.0712	1.64		Algorithm converged.	0.40	6.80
Metabolism and nutrition disorders	Hypertriglyceridaemia	Female	230	46.5	2	0.9	229	46.0	0	0.0		*	Quasi-complete separation of data points detected.				*	WARNING: Negative of Hessian not positive definite.			NE	Algorithm converged.	NE	NE	NE		NE		Algorithm converged.	NE	NE
Metabolism and nutrition disorders	Hyperuricaemia	Male	265	53.5	10	3.8	269	54.0	11	4.1	0.92		Convergence criterion (GCONV=1E-8) satisfied.	0.38	2.20	-0.003		Algorithm converged.	-0.036	0.030	0.92	Algorithm converged.	0.40	2.14	0.8512	0.2713	1.08		Algorithm converged.	0.47	2.51
Metabolism and nutrition disorders	Hyperuricaemia	Female	230	46.5	5	2.2	229	46.0	2	0.9	2.52		Convergence criterion (GCONV=1E-8) satisfied.	0.48	13.13	0.013		Algorithm converged.	-0.009	0.035	2.49	Algorithm converged.	0.49	12.70	0.2727		0.40		Algorithm converged.	0.08	2.05
Metabolism and nutrition disorders	Hypervolaemia	Male	265	53.5	0	0.0	269	54.0	2	0.7		*	Quasi-complete separation of data points detected.				*	ERROR: The mean parameter is either invalid or at a limit of its range for some observations.			0.00	Algorithm converged.	0.00	NE	0.9999	0.2790	>999.99		Algorithm converged.	0.00	NE
Metabolism and nutrition disorders	Hypervolaemia	Female	230	46.5	1	0.4	229	46.0	2	0.9	0.50		Convergence criterion (GCONV=1E-8) satisfied.	0.04	5.50	-0.004		Algorithm converged.	-0.019	0.010	0.50	Algorithm converged.	0.05	5.45	0.5679		2.01		Algorithm converged.	0.18	22.00
Metabolism and nutrition disorders	Hypoalbuminaemia	Male	265	53.5	9	3.4	269	54.0	7	2.6	1.32		Convergence criterion (GCONV=1E-8) satisfied.	0.48	3.59	0.008		Algorithm converged.	-0.021	0.037	1.31	Algorithm converged.	0.49	3.45	0.5917	0.3626	0.77		Algorithm converged.	0.29	2.03
Metabolism and nutrition disorders	Hypoalbuminaemia	Female	230	46.5	7	3.0	229	46.0	10	4.4	0.69		Convergence criterion (GCONV=1E-8) satisfied.	0.26	1.84	-0.013		Algorithm converged.	-0.048	0.021	0.70	Algorithm converged.	0.27	1.80	0.4556		1.43		Algorithm converged.	0.56	3.70
Metabolism and nutrition disorders	Hypocalcaemia	Male	265	53.5	7	2.6	269	54.0	7	2.6	1.02		Convergence criterion (GCONV=1E-8) satisfied.	0.35	2.94	0.000		Algorithm converged.	-0.027	0.027	1.02	Algorithm converged.	0.36	2.85	0.9773	0.5510	0.99		Algorithm converged.	0.35	2.77
Metabolism and nutrition disorders	Hypocalcaemia	Female	230	46.5	3	1.3	229	46.0	5	2.2	0.59		Convergence criterion (GCONV=1E-8) satisfied.	0.14	2.51	-0.009		Algorithm converged.	-0.033	0.015	0.60	Algorithm converged.	0.14	2.47	0.4769		1.67		Algorithm converged.	0.40	6.92
Metabolism and nutrition disorders	Hypochloraemia	Male	265	53.5	0	0.0	269	54.0	1	0.4		*	Quasi-complete separation of data points detected.				*	ERROR: The mean parameter is either invalid or at a limit of its range for some observations.			0.00	Algorithm converged.	0.00	NE	0.9999	NE	>999.99		Algorithm converged.	0.00	NE
Metabolism and nutrition disorders	Hypochloraemia	Female	230	46.5	0	0.0	229	46.0	0	0.0	NE			NE	NE	NE		NE	NE	NE	NE	NE	NE	NE	NE		NE		NE	NE	NE
Metabolism and nutrition disorders	Hypoglycaemia	Male	265	53.5	2	0.8	269	54.0	0	0.0		*	Quasi-complete separation of data points detected.				*	WARNING: Negative of Hessian not positive definite.			NE	Algorithm converged.	NE	NE	NE	0.0036	NE		Algorithm converged.	NE	NE
Metabolism and nutrition disorders	Hypoglycaemia	Female	230	46.5	0	0.0	229	46.0	5	2.2		*	Quasi-complete separation of data points detected.				*	WARNING: Negative of Hessian not positive definite.			0.00	Algorithm converged.	0.00	NE	0.9999		>999.99		Algorithm converged.	0.00	NE
Metabolism and nutrition disorders	Hypokalaemia	Male	265	53.5	18	6.8	269	54.0	19	7.1	0.96		Convergence criterion (GCONV=1E-8) satisfied.	0.49	1.87	-0.003		Algorithm converged.	-0.046	0.040	0.96	Algorithm converged.	0.52	1.79	0.9020	0.6114	1.04		Algorithm converged.	0.56	1.94
Metabolism and nutrition disorders	Hypokalaemia	Female	230	46.5	26	11.3	229	46.0	33	14.4	0.76		Convergence criterion (GCONV=1E-8) satisfied.	0.44	1.31	-0.031		Algorithm converged.	-0.092	0.030	0.78	Algorithm converged.	0.49	1.27	0.3218		1.27		Algorithm converged.	0.79	2.06
Metabolism and nutrition disorders	Hypomagnesaemia	Male	265	53.5	10	3.8	269	54.0	4	1.5	2.60		Convergence criterion (GCONV=1E-8) satisfied.	0.80	8.39	0.023		Algorithm converged.	-0.004	0.050	2.54	Algorithm converged.	0.81	7.99	0.1116	0.3655	0.39		Algorithm converged.	0.13	1.24
Metabolism and nutrition disorders	Hypomagnesaemia	Female	230	46.5	12	5.2	229	46.0	9	3.9	1.35		Convergence criterion (GCONV=1E-8) satisfied.	0.56	3.26	0.013		Algorithm converged.	-0.025	0.051	1.33	Algorithm converged.	0.57	3.09	0.5109		0.75		Algorithm converged.	0.32	1.75
Metabolism and nutrition disorders	Hyponatraemia	Male	265	53.5	6	2.3	269	54.0	11	4.1	0.54		Convergence criterion (GCONV=1E-8) satisfied.	0.20	1.49	-0.018		Algorithm converged.	-0.048	0.011	0.55	Algorithm converged.	0.21	1.48	0.2372	0.8767	1.81		Algorithm converged.	0.68	4.81
Metabolism and nutrition disorders	Hyponatraemia	Female	230	46.5	5	2.2	229	46.0	8	3.5	0.61		Convergence criterion (GCONV=1E-8) satisfied.	0.20	1.91	-0.013		Algorithm converged.	-0.044	0.017	0.62	Algorithm converged.	0.21	1.87	0.3990		1.61		Algorithm converged.	0.53	4.84
Metabolism and nutrition disorders	Hypophagia	Male	265	53.5	0	0.0	269	54.0	0	0.0	NE			NE	NE	NE		NE	NE	NE	NE	NE	NE	NE	NE	NE	NE		NE	NE	NE
Metabolism and nutrition disorders	Hypophagia	Female	230	46.5	1	0.4	229	46.0	0	0.0		*	Quasi-complete separation of data points detected.				*	WARNING: Negative of Hessian not positive definite.			NE	Algorithm converged.	NE	NE	NE		NE		Algorithm converged.	NE	NE
Metabolism and nutrition disorders	Hypophosphataemia	Male	265	53.5	13	4.9	269	54.0	7	2.6	1.93		Convergence criterion (GCONV=1E-8) satisfied.	0.76	4.92	0.023		Algorithm converged.	-0.009	0.055	1.89	Algorithm converged.	0.76	4.65	0.1688	0.8171	0.53		Algorithm converged.	0.22	1.31
Metabolism and nutrition disorders	Hypophosphataemia	Female	230	46.5	8	3.5	229	46.0	5	2.2	1.61		Convergence criterion (GCONV=1E-8) satisfied.	0.52	5.01	0.013		Algorithm converged.	-0.017	0.043	1.59	Algorithm converged.	0.53	4.80	0.4077		0.63		Algorithm converged.	0.21	1.89
Metabolism and nutrition disorders	Hypoproteinaemia	Male	265	53.5	0	0.0	269	54.0	2	0.7		*	Quasi-complete separation of data points detected.				*	ERROR: The mean parameter is either invalid or at a limit of its range for some observations.			0.00	Algorithm converged.	0.00	NE	0.9999	1.0000	>999.99		Algorithm converged.	0.00	NE
Metabolism and nutrition disorders	Hypoproteinaemia	Female	230	46.5	0	0.0	229	46.0	1	0.4		*	Quasi-complete separation of data points detected.				*	WARNING: Negative of Hessian not positive definite.			0.00	Algorithm converged.	0.00	NE	0.9999		>999.99		Algorithm converged.	0.00	NE
Metabolism and nutrition disorders	Hypovitaminosis	Male	265	53.5	0	0.0	269	54.0	1	0.4		*	Quasi-complete separation of data points detected.				*	ERROR: The mean parameter is either invalid or at a limit of its range for some observations.			0.00	Algorithm converged.	0.00	NE	0.9999	0.0968	>999.99		Algorithm converged.	0.00	NE
Metabolism and nutrition disorders	Hypovitaminosis	Female	230	46.5	1	0.4	229	46.0	0	0.0		*	Quasi-complete separation of data points detected.				*	WARNING: Negative of Hessian not positive definite.			NE	Algorithm converged.	NE	NE	NE		NE		Algorithm converged.	NE	NE
Metabolism and nutrition disorders	Hypovolaemia	Male	265	53.5	0	0.0	269	54.0	0	0.0	NE			NE	NE	NE		NE	NE	NE	NE	NE	NE	NE	NE	NE	NE		NE	NE	NE
Metabolism and nutrition disorders	Hypovolaemia	Female	230	46.5	1	0.4	229	46.0	0	0.0		*	Quasi-complete separation of data points detected.				*	WARNING: Negative of Hessian not positive definite.			NE	Algorithm converged.	NE	NE	NE		NE		Algorithm converged.	NE	NE
Metabolism and nutrition disorders	Iron deficiency	Male	265	53.5	0	0.0	269	54.0	1	0.4		*	Quasi-complete separation of data points detected.				*	ERROR: The mean parameter is either invalid or at a limit of its range for some observations.			0.00	Algorithm converged.	0.00	NE	0.9999	0.3089	>999.99		Algorithm converged.	0.00	NE
Metabolism and nutrition disorders	Iron deficiency	Female	230	46.5	1	0.4	229	46.0	1	0.4	1.00		Convergence criterion (GCONV=1E-8) satisfied.	0.06	16.01	0.000		Algorithm converged.	-0.012	0.012	1.00	Algorithm converged.	0.06	15.82	0.9975		1.00		Algorithm converged.	0.06	15.96
Metabolism and nutrition disorders	Lactic acidosis	Male	265	53.5	0	0.0	269	54.0	2	0.7		*	Quasi-complete separation of data points detected.				*	ERROR: The mean parameter is either invalid or at a limit of its range for some observations.			0.00	Algorithm converged.	0.00	NE	0.9999	NE	>999.99		Algorithm converged.	0.00	NE
Metabolism and nutrition disorders	Lactic acidosis	Female	230	46.5	0	0.0	229	46.0	0	0.0	NE			NE	NE	NE		NE	NE	NE	NE	NE	NE	NE	NE		NE		NE	NE	NE
Metabolism and nutrition disorders	Malnutrition	Male	265	53.5	0	0.0	269	54.0	1	0.4		*	Quasi-complete separation of data points detected.				*	ERROR: The mean parameter is either invalid or at a limit of its range for some observations.			0.00	Algorithm converged.	0.00	NE	0.9999	0.0343	>999.99		Algorithm converged.	0.00	NE
Metabolism and nutrition disorders	Malnutrition	Female	230	46.5	3	1.3	229	46.0	0	0.0		*	Quasi-complete separation of data points detected.				*	WARNING: Negative of Hessian not positive definite.			NE	Algorithm converged.	NE	NE	NE		NE		Algorithm converged.	NE	NE
Metabolism and nutrition disorders	Mineral deficiency	Male	265	53.5	0	0.0	269	54.0	0	0.0	NE			NE	NE	NE		NE	NE	NE	NE	NE	NE	NE	NE	NE	NE		NE	NE	NE
Metabolism and nutrition disorders	Mineral deficiency	Female	230	46.5	1	0.4	229	46.0	0	0.0		*	Quasi-complete separation of data points detected.				*	WARNING: Negative of Hessian not positive definite.			NE	Algorithm converged.	NE	NE	NE		NE		Algorithm converged.	NE	NE
Metabolism and nutrition disorders	Salt craving	Male	265	53.5	1	0.4	269	54.0	0	0.0		*	Quasi-complete separation of data points detected.				*	WARNING: Negative of Hessian not positive definite.			NE	Algorithm converged.	NE	NE	NE	NE	NE		Algorithm converged.	NE	NE
Metabolism and nutrition disorders	Salt craving	Female	230	46.5	0	0.0	229	46.0	0	0.0	NE			NE	NE	NE		NE	NE	NE	NE	NE	NE	NE	NE		NE		NE	NE	NE
Metabolism and nutrition disorders	Tumour lysis syndrome	Male	265	53.5	2	0.8	269	54.0	3	1.1	0.67		Convergence criterion (GCONV=1E-8) satisfied.	0.11	4.07	-0.004		Algorithm converged.	-0.020	0.013	0.68	Algorithm converged.	0.11	4.02	0.6674	0.3367	1.48		Algorithm converged.	0.25	8.77
Metabolism and nutrition disorders	Tumour lysis syndrome	Female	230	46.5	0	0.0	229	46.0	1	0.4		*	Quasi-complete separation of data points detected.				*	WARNING: Negative of Hessian not positive definite.			0.00	Algorithm converged.	0.00	NE	0.9999		>999.99		Algorithm converged.	0.00	NE
Metabolism and nutrition disorders	Type 2 diabetes mellitus	Male	265	53.5	1	0.4	269	54.0	1	0.4	1.02		Convergence criterion (GCONV=1E-8) satisfied.	0.06	16.31	0.000		Algorithm converged.	-0.010	0.010	1.02	Algorithm converged.	0.06	16.14	0.9915	1.0000	0.99		Algorithm converged.	0.06	15.67
Metabolism and nutrition disorders	Type 2 diabetes mellitus	Female	230	46.5	0	0.0	229	46.0	0	0.0	NE			NE	NE	NE		NE	NE	NE	NE	NE	NE	NE	NE		NE		NE	NE	NE
Metabolism and nutrition disorders	Vitamin B1 deficiency	Male	265	53.5	0	0.0	269	54.0	0	0.0	NE			NE	NE	NE		NE	NE	NE	NE	NE	NE	NE	NE	NE	NE		NE	NE	NE
Metabolism and nutrition disorders	Vitamin B1 deficiency	Female	230	46.5	1	0.4	229	46.0	0	0.0		*	Quasi-complete separation of data points detected.				*	WARNING: Negative of Hessian not positive definite.			NE	Algorithm converged.	NE	NE	NE		NE		Algorithm converged.	NE	NE
Metabolism and nutrition disorders	Vitamin D deficiency	Male	265	53.5	3	1.1	269	54.0	3	1.1	1.02		Convergence criterion (GCONV=1E-8) satisfied.	0.20	5.08	0.000		Algorithm converged.	-0.018	0.018	1.02	Algorithm converged.	0.21	4.98	0.9853	0.2048	0.99		Algorithm converged.	0.20	4.84
Metabolism and nutrition disorders	Vitamin D deficiency	Female	230	46.5	1	0.4	229	46.0	5	2.2	0.20		Convergence criterion (GCONV=1E-8) satisfied.	0.02	1.69	-0.017		Algorithm converged.	-0.038	0.003	0.20	Algorithm converged.	0.02	1.69	0.1393		5.02		Algorithm converged.	0.59	42.65
Musculoskeletal and connective tissue disorders		Male	265	53.5	70	26.4	269	54.0	74	27.5	0.95		Convergence criterion (GCONV=1E-8) satisfied.	0.65	1.39	-0.011		Algorithm converged.	-0.086	0.064	0.96	Algorithm converged.	0.73	1.27	0.7758	0.6322	1.04		Algorithm converged.	0.79	1.38
Musculoskeletal and connective tissue disorders		Female	230	46.5	63	27.4	229	46.0	72	31.4	0.82		Convergence criterion (GCONV=1E-8) satisfied.	0.55	1.23	-0.040		Algorithm converged.	-0.124	0.043	0.87	Algorithm converged.	0.66	1.16	0.3419		1.15		Algorithm converged.	0.86	1.53
Musculoskeletal and connective tissue disorders	Arthralgia	Male	265	53.5	19	7.2	269	54.0	21	7.8	0.91		Convergence criterion (GCONV=1E-8) satisfied.	0.48	1.74	-0.006		Algorithm converged.	-0.051	0.038	0.92	Algorithm converged.	0.51	1.67	0.7799	0.5152	1.09		Algorithm converged.	0.60	1.98
Musculoskeletal and connective tissue disorders	Arthralgia	Female	230	46.5	10	4.3	229	46.0	15	6.6	0.65		Convergence criterion (GCONV=1E-8) satisfied.	0.29	1.48	-0.022		Algorithm converged.	-0.064	0.019	0.66	Algorithm converged.	0.30	1.45	0.3025		1.51		Algorithm converged.	0.69	3.28
Musculoskeletal and connective tissue disorders	Back pain	Male	265	53.5	18	6.8	269	54.0	21	7.8	0.86		Convergence criterion (GCONV=1E-8) satisfied.	0.45	1.65	-0.010		Algorithm converged.	-0.054	0.034	0.87	Algorithm converged.	0.47	1.60	0.6528	0.9575	1.15		Algorithm converged.	0.63	2.11
Musculoskeletal and connective tissue disorders	Back pain	Female	230	46.5	25	10.9	229	46.0	28	12.2	0.88		Convergence criterion (GCONV=1E-8) satisfied.	0.49	1.55	-0.014		Algorithm converged.	-0.072	0.045	0.89	Algorithm converged.	0.54	1.48	0.6494		1.12		Algorithm converged.	0.68	1.87
Musculoskeletal and connective tissue disorders	Bone pain	Male	265	53.5	9	3.4	269	54.0	16	5.9	0.56		Convergence criterion (GCONV=1E-8) satisfied.	0.24	1.28	-0.026		Algorithm converged.	-0.061	0.010	0.57	Algorithm converged.	0.26	1.27	0.1692	0.5472	1.75		Algorithm converged.	0.79	3.89

Musculoskeletal and connective tissue disorders	Bone pain	Female	230	46.5	12	5.2	229	46.0	15	6.6	0.79		Convergence criterion (GCONV=1E-8) satisfied.	0.36	1.72	-0.013		Algorithm converged.	-0.056	0.030	0.80		Algorithm converged.	0.38	1.66	0.5450		1.26		Algorithm converged.	0.60	2.62
Musculoskeletal and connective tissue disorders	Clubbing	Male	265	53.5	0	0.0	269	54.0	0	0.0	NE			NE	NE	NE		NE	NE	NE	NE		NE	NE	NE	NE	NE	NE		NE	NE	NE
Musculoskeletal and connective tissue disorders	Clubbing	Female	230	46.5	0	0.0	229	46.0	1	0.4		*	Quasi-complete separation of data points detected.				*	WARNING: Negative of Hessian not positive definite.			0.00		Algorithm converged.	0.00	NE	0.9999		>999.99		Algorithm converged.	0.00	NE
Musculoskeletal and connective tissue disorders	Dupuytren's contracture	Male	265	53.5	0	0.0	269	54.0	1	0.4		*	Quasi-complete separation of data points detected.				*	ERROR: The mean parameter is either invalid or at a limit of its range for some observations.			0.00		Algorithm converged.	0.00	NE	0.9999	NE	>999.99		Algorithm converged.	0.00	NE
Musculoskeletal and connective tissue disorders	Dupuytren's contracture	Female	230	46.5	0	0.0	229	46.0	0	0.0	NE			NE	NE	NE		NE	NE	NE	NE		NE	NE	NE	NE		NE		NE	NE	NE
Musculoskeletal and connective tissue disorders	Flank pain	Male	265	53.5	0	0.0	269	54.0	0	0.0	NE			NE	NE	NE		NE	NE	NE	NE		NE	NE	NE	NE	1.0000	NE		NE	NE	NE
Musculoskeletal and connective tissue disorders	Flank pain	Female	230	46.5	1	0.4	229	46.0	3	1.3	0.33		Convergence criterion (GCONV=1E-8) satisfied.	0.03	3.19	-0.009		Algorithm converged.	-0.026	0.008	0.33		Algorithm converged.	0.03	3.17	0.3379		3.01		Algorithm converged.	0.32	28.75
Musculoskeletal and connective tissue disorders	Groin pain	Male	265	53.5	1	0.4	269	54.0	0	0.0		*	Quasi-complete separation of data points detected.				*	WARNING: Negative of Hessian not positive definite.			NE		Algorithm converged.	NE	NE	NE	1.0000	NE		Algorithm converged.	NE	NE
Musculoskeletal and connective tissue disorders	Groin pain	Female	230	46.5	1	0.4	229	46.0	0	0.0		*	Quasi-complete separation of data points detected.				*	WARNING: Negative of Hessian not positive definite.			NE		Algorithm converged.	NE	NE	NE		NE		Algorithm converged.	NE	NE
Musculoskeletal and connective tissue disorders	Inguinal mass	Male	265	53.5	0	0.0	269	54.0	1	0.4		*	Quasi-complete separation of data points detected.				*	ERROR: The mean parameter is either invalid or at a limit of its range for some observations.			0.00		Algorithm converged.	0.00	NE	0.9999	NE	>999.99		Algorithm converged.	0.00	NE
Musculoskeletal and connective tissue disorders	Inguinal mass	Female	230	46.5	0	0.0	229	46.0	0	0.0	NE			NE	NE	NE		NE	NE	NE	NE		NE	NE	NE	NE		NE		NE	NE	NE
Musculoskeletal and connective tissue disorders	Intervertebral disc protrusion	Male	265	53.5	1	0.4	269	54.0	0	0.0		*	Quasi-complete separation of data points detected.				*	WARNING: Negative of Hessian not positive definite.			NE		Algorithm converged.	NE	NE	NE	NE	NE		Algorithm converged.	NE	NE
Musculoskeletal and connective tissue disorders	Intervertebral disc protrusion	Female	230	46.5	0	0.0	229	46.0	0	0.0	NE			NE	NE	NE		NE	NE	NE	NE		NE	NE	NE	NE		NE		NE	NE	NE
Musculoskeletal and connective tissue disorders	Joint stiffness	Male	265	53.5	0	0.0	269	54.0	1	0.4		*	Quasi-complete separation of data points detected.				*	ERROR: The mean parameter is either invalid or at a limit of its range for some observations.			0.00		Algorithm converged.	0.00	NE	0.9999	0.0343	>999.99		Algorithm converged.	0.00	NE
Musculoskeletal and connective tissue disorders	Joint stiffness	Female	230	46.5	3	1.3	229	46.0	0	0.0		*	Quasi-complete separation of data points detected.				*	WARNING: Negative of Hessian not positive definite.			NE		Algorithm converged.	NE	NE	NE		NE		Algorithm converged.	NE	NE
Musculoskeletal and connective tissue disorders	Joint swelling	Male	265	53.5	0	0.0	269	54.0	1	0.4		*	Quasi-complete separation of data points detected.				*	ERROR: The mean parameter is either invalid or at a limit of its range for some observations.			0.00		Algorithm converged.	0.00	NE	0.9999	0.3089	>999.99		Algorithm converged.	0.00	NE
Musculoskeletal and connective tissue disorders	Joint swelling	Female	230	46.5	1	0.4	229	46.0	1	0.4	1.00		Convergence criterion (GCONV=1E-8) satisfied.	0.06	16.01	0.000		Algorithm converged.	-0.012	0.012	1.00		Algorithm converged.	0.06	15.82	0.9975		1.00		Algorithm converged.	0.06	15.96
Musculoskeletal and connective tissue disorders	Limb discomfort	Male	265	53.5	2	0.8	269	54.0	0	0.0		*	Quasi-complete separation of data points detected.				*	WARNING: Negative of Hessian not positive definite.			NE		Algorithm converged.	NE	NE	NE	NE	NE		Algorithm converged.	NE	NE
Musculoskeletal and connective tissue disorders	Limb discomfort	Female	230	46.5	0	0.0	229	46.0	0	0.0	NE			NE	NE	NE		NE	NE	NE	NE		NE	NE	NE	NE		NE		NE	NE	NE
Musculoskeletal and connective tissue disorders	Mobility decreased	Male	265	53.5	0	0.0	269	54.0	0	0.0	NE			NE	NE	NE		NE	NE	NE	NE		NE	NE	NE	NE	NE	NE		NE	NE	NE
Musculoskeletal and connective tissue disorders	Mobility decreased	Female	230	46.5	1	0.4	229	46.0	0	0.0		*	Quasi-complete separation of data points detected.				*	WARNING: Negative of Hessian not positive definite.			NE		Algorithm converged.	NE	NE	NE		NE		Algorithm converged.	NE	NE
Musculoskeletal and connective tissue disorders	Muscle contracture	Male	265	53.5	1	0.4	269	54.0	0	0.0		*	Quasi-complete separation of data points detected.				*	WARNING: Negative of Hessian not positive definite.			NE		Algorithm converged.	NE	NE	NE	NE	NE		Algorithm converged.	NE	NE
Musculoskeletal and connective tissue disorders	Muscle contracture	Female	230	46.5	0	0.0	229	46.0	0	0.0	NE			NE	NE	NE		NE	NE	NE	NE		NE	NE	NE	NE		NE		NE	NE	NE
Musculoskeletal and connective tissue disorders	Muscle oedema	Male	265	53.5	1	0.4	269	54.0	0	0.0		*	Quasi-complete separation of data points detected.				*	WARNING: Negative of Hessian not positive definite.			NE		Algorithm converged.	NE	NE	NE	NE	NE		Algorithm converged.	NE	NE
Musculoskeletal and connective tissue disorders	Muscle oedema	Female	230	46.5	0	0.0	229	46.0	0	0.0	NE			NE	NE	NE		NE	NE	NE	NE		NE	NE	NE	NE		NE		NE	NE	NE
Musculoskeletal and connective tissue disorders	Muscle spasms	Male	265	53.5	12	4.5	269	54.0	12	4.5	1.02		Convergence criterion (GCONV=1E-8) satisfied.	0.45	2.30	0.001		Algorithm converged.	-0.034	0.036	1.02		Algorithm converged.	0.46	2.22	0.9700	0.4766	0.99		Algorithm converged.	0.45	2.15
Musculoskeletal and connective tissue disorders	Muscle spasms	Female	230	46.5	8	3.5	229	46.0	12	5.2	0.65		Convergence criterion (GCONV=1E-8) satisfied.	0.26	1.63	-0.018		Algorithm converged.	-0.055	0.020	0.66		Algorithm converged.	0.28	1.59	0.3590		1.51		Algorithm converged.	0.63	3.62
Musculoskeletal and connective tissue disorders	Muscle tightness	Male	265	53.5	0	0.0	269	54.0	0	0.0	NE			NE	NE	NE		NE	NE	NE	NE		NE	NE	NE	NE	NE	NE		NE	NE	NE
Musculoskeletal and connective tissue disorders	Muscle tightness	Female	230	46.5	0	0.0	229	46.0	1	0.4		*	Quasi-complete separation of data points detected.				*	WARNING: Negative of Hessian not positive definite.			0.00		Algorithm converged.	0.00	NE	0.9999		>999.99		Algorithm converged.	0.00	NE
Musculoskeletal and connective tissue disorders	Muscular weakness	Male	265	53.5	4	1.5	269	54.0	6	2.2	0.67		Convergence criterion (GCONV=1E-8) satisfied.	0.19	2.41	-0.007		Algorithm converged.	-0.030	0.016	0.68		Algorithm converged.	0.19	2.37	0.5416	0.9829	1.48		Algorithm converged.	0.42	5.18
Musculoskeletal and connective tissue disorders	Muscular weakness	Female	230	46.5	4	1.7	229	46.0	6	2.6	0.66		Convergence criterion (GCONV=1E-8) satisfied.	0.18	2.36	-0.009		Algorithm converged.	-0.036	0.018	0.66		Algorithm converged.	0.19	2.32	0.5211		1.51		Algorithm converged.	0.43	5.27
Musculoskeletal and connective tissue disorders	Musculoskeletal chest pain	Male	265	53.5	1	0.4	269	54.0	1	0.4	1.02		Convergence criterion (GCONV=1E-8) satisfied.	0.06	16.31	0.000		Algorithm converged.	-0.010	0.010	1.02		Algorithm converged.	0.06	16.14	0.9915	0.9911	0.99		Algorithm converged.	0.06	15.67
Musculoskeletal and connective tissue disorders	Musculoskeletal chest pain	Female	230	46.5	2	0.9	229	46.0	2	0.9	1.00		Convergence criterion (GCONV=1E-8) satisfied.	0.14	7.13	0.000		Algorithm converged.	-0.017	0.017	1.00		Algorithm converged.	0.14	7.01	0.9965		1.00		Algorithm converged.	0.14	7.07
Musculoskeletal and connective tissue disorders	Musculoskeletal pain	Male	265	53.5	0	0.0	269	54.0	2	0.7		*	Quasi-complete separation of data points detected.				*	ERROR: The mean parameter is either invalid or at a limit of its range for some observations.			0.00		Algorithm converged.	0.00	NE	0.9999	0.1909	>999.99		Algorithm converged.	0.00	NE
Musculoskeletal and connective tissue disorders	Musculoskeletal pain	Female	230	46.5	1	0.4	229	46.0	1	0.4	1.00		Convergence criterion (GCONV=1E-8) satisfied.	0.06	16.01	0.000		Algorithm converged.	-0.012	0.012	1.00		Algorithm converged.	0.06	15.82	0.9975		1.00		Algorithm converged.	0.06	15.96
Musculoskeletal and connective tissue disorders	Musculoskeletal stiffness	Male	265	53.5	2	0.8	269	54.0	1	0.4	2.04		Convergence criterion (GCONV=1E-8) satisfied.	0.18	22.61	0.004		Algorithm converged.	-0.009	0.017	2.03		Algorithm converged.	0.19	22.26	0.5622	0.6475	0.49		Algorithm converged.	0.04	5.40
Musculoskeletal and connective tissue disorders	Musculoskeletal stiffness	Female	230	46.5	2	0.9	229	46.0	2	0.9	1.00		Convergence criterion (GCONV=1E-8) satisfied.	0.14	7.13	0.000		Algorithm converged.	-0.017	0.017	1.00		Algorithm converged.	0.14	7.01	0.9965		1.00		Algorithm converged.	0.14	7.07
Musculoskeletal and connective tissue disorders	Myalgia	Male	265	53.5	11	4.2	269	54.0	7	2.6	1.62		Convergence criterion (GCONV=1E-8) satisfied.	0.62	4.25	0.015		Algorithm converged.	-0.015	0.046	1.60		Algorithm converged.	0.63	4.05	0.3263	0.8571	0.63		Algorithm converged.	0.25	1.59
Musculoskeletal and connective tissue disorders	Myalgia	Female	230	46.5	7	3.0	229	46.0	5	2.2	1.41		Convergence criterion (GCONV=1E-8) satisfied.	0.44	4.50	0.009		Algorithm converged.	-0.021	0.038	1.39		Algorithm converged.	0.45	4.33	0.5656		0.72		Algorithm converged.	0.23	2.23
Musculoskeletal and connective tissue disorders	Neck pain	Male	265	53.5	6	2.3	269	54.0	1	0.4	6.21		Convergence criterion (GCONV=1E-8) satisfied.	0.74	51.92	0.019		Algorithm converged.	0.000	0.038	6.09		Algorithm converged.	0.74	50.25	0.0933	0.1476	0.16		Algorithm converged.	0.02	1.35
Musculoskeletal and connective tissue disorders	Neck pain	Female	230	46.5	6	2.6	229	46.0	5	2.2	1.20		Convergence criterion (GCONV=1E-8) satisfied.	0.36	3.99	0.004		Algorithm converged.	-0.024	0.032	1.19		Algorithm converged.	0.37	3.86	0.7661		0.84		Algorithm converged.	0.26	2.70
Musculoskeletal and connective tissue disorders	Osteoarthritis	Male	265	53.5	0	0.0	269	54.0	0	0.0	NE			NE	NE	NE		NE	NE	NE	NE		NE	NE	NE	NE	NE	NE		NE	NE	NE
Musculoskeletal and connective tissue disorders	Osteoarthritis	Female	230	46.5	1	0.4	229	46.0	0	0.0		*	Quasi-complete separation of data points detected.				*	WARNING: Negative of Hessian not positive definite.			NE		Algorithm converged.	NE	NE	NE		NE		Algorithm converged.	NE	NE
Musculoskeletal and connective tissue disorders	Osteoporosis	Male	265	53.5	0	0.0	269	54.0	0	0.0	NE			NE	NE	NE		NE	NE	NE	NE		NE	NE	NE	NE	NE	NE		NE	NE	NE
Musculoskeletal and connective tissue disorders	Osteoporosis	Female	230	46.5	1	0.4	229	46.0	0	0.0		*	Quasi-complete separation of data points detected.				*	WARNING: Negative of Hessian not positive definite.			NE		Algorithm converged.	NE	NE	NE		NE		Algorithm converged.	NE	NE
Musculoskeletal and connective tissue disorders	Pain in extremity	Male	265	53.5	7	2.6	269	54.0	7	2.6	1.02		Convergence criterion (GCONV=1E-8) satisfied.	0.35	2.94	0.000		Algorithm converged.	-0.027	0.027	1.02		Algorithm converged.	0.36	2.85	0.9773	0.7644	0.99		Algorithm converged.	0.35	2.77
Musculoskeletal and connective tissue disorders	Pain in extremity	Female	230	46.5	10	4.3	229	46.0	12	5.2	0.82		Convergence criterion (GCONV=1E-8) satisfied.	0.35	1.94	-0.009		Algorithm converged.	-0.048	0.030	0.83		Algorithm converged.	0.37	1.88	0.6551		1.21		Algorithm converged.	0.53	2.73
Musculoskeletal and connective tissue disorders	Pain in jaw	Male	265	53.5	1	0.4	269	54.0	3	1.1	0.34		Convergence criterion (GCONV=1E-8) satisfied.	0.03	3.25	-0.007		Algorithm converged.	-0.022	0.007	0.34		Algorithm converged.	0.04	3.23	0.3467	0.1368	2.96		Algorithm converged.	0.31	28.23
Musculoskeletal and connective tissue disorders	Pain in jaw	Female	230	46.5	1	0.4	229	46.0	0	0.0		*	Quasi-complete separation of data points detected.				*	WARNING: Negative of Hessian not positive definite.			NE		Algorithm converged.	NE	NE	NE		NE		Algorithm converged.	NE	NE
Musculoskeletal and connective tissue disorders	Patellofemoral pain syndrome	Male	265	53.5	0	0.0	269	54.0	0	0.0	NE			NE	NE	NE		NE	NE	NE	NE		NE	NE	NE	NE	NE	NE		NE	NE	NE
Musculoskeletal and connective tissue disorders	Patellofemoral pain syndrome	Female	230	46.5	1	0.4	229	46.0	0	0.0		*	Quasi-complete separation of data points detected.				*	WARNING: Negative of Hessian not positive definite.			NE		Algorithm converged.	NE	NE	NE		NE		Algorithm converged.	NE	NE
Musculoskeletal and connective tissue disorders	Pathological fracture	Male	265	53.5	1	0.4	269	54.0	0	0.0		*	Quasi-complete separation of data points detected.				*	WARNING: Negative of Hessian not positive definite.			NE		Algorithm converged.	NE	NE	NE	1.0000	NE		Algorithm converged.	NE	NE
Musculoskeletal and connective tissue disorders	Pathological fracture	Female	230	46.5	1	0.4	229	46.0	0	0.0		*	Quasi-complete separation of data points detected.				*	WARNING: Negative of Hessian not positive definite.			NE		Algorithm converged.	NE	NE	NE		NE		Algorithm converged.	NE	NE
Musculoskeletal and connective tissue disorders	Periarthritis	Male	265	53.5	0	0.0	269	54.0	0	0.0	NE			NE	NE	NE		NE	NE	NE	NE		NE	NE	NE	NE	1.0000	NE		NE	NE	NE
Musculoskeletal and connective tissue disorders	Periarthritis	Female	230	46.5	1	0.4	229	46.0	1	0.4	1.00		Convergence criterion (GCONV=1E-8) satisfied.	0.06	16.01	0.000		Algorithm converged.	-0.012	0.012	1.00		Algorithm converged.	0.06	15.82	0.9975		1.00		Algorithm converged.	0.06	15.96
Musculoskeletal and connective tissue disorders	Plantar fasciitis	Male	265	53.5	0	0.0	269	54.0	0	0.0	NE			NE	NE	NE		NE	NE	NE	NE		NE	NE	NE	NE	NE	NE		NE	NE	NE
Musculoskeletal and connective tissue disorders	Plantar fasciitis	Female	230	46.5	1	0.4	229	46.0	0	0.0		*	Quasi-complete separation of data points detected.				*	WARNING: Negative of Hessian not positive definite.			NE		Algorithm converged.	NE	NE	NE		NE		Algorithm converged.	NE	NE
Musculoskeletal and connective tissue disorders	Sacral pain	Male	265	53.5	0	0.0	269	54.0	1	0.4		*	Quasi-complete separation of data points detected.				*	ERROR: The mean parameter is either invalid or at a limit of its range for some observations.			0.00		Algorithm converged.	0.00	NE	0.9999	NE	>999.99		Algorithm converged.	0.00	NE
Musculoskeletal and connective tissue disorders	Sacral pain	Female	230	46.5	0	0.0	229	46.0	0	0.0	NE			NE	NE	NE		NE	NE	NE	NE		NE	NE	NE	NE		NE		NE	NE	NE
Musculoskeletal and connective tissue disorders	Sjogren's syndrome	Male	265	53.5	0	0.0	269	54.0	0	0.0	NE			NE	NE	NE		NE	NE	NE	NE		NE	NE	NE	NE	NE	NE		NE	NE	NE
Musculoskeletal and connective tissue disorders	Sjogren's syndrome	Female	230	46.5	1	0.4	229	46.0	0	0.0		*	Quasi-complete separation of data points detected.				*	WARNING: Negative of Hessian not positive definite.			NE		Algorithm converged.	NE	NE	NE		NE		Algorithm converged.	NE	NE
Musculoskeletal and connective tissue disorders	Spinal pain	Male	265	53.5	0	0.0	269	54.0	2	0.7		*	Quasi-complete separation of data points detected.				*	ERROR: The mean parameter is either invalid or at a limit of its range for some observations.			0.00		Algorithm converged.	0.00	NE	0.9999	0.0512	>999.99		Algorithm converged.	0.00	NE
Musculoskeletal and connective tissue disorders	Spinal pain	Female	230	46.5	1	0.4	229	46.0	0	0.0		*	Quasi-complete separation of data points detected.				*	WARNING: Negative of Hessian not positive definite.			NE		Algorithm converged.	NE	NE	NE		NE		Algorithm converged.	NE	NE
Musculoskeletal and connective tissue disorders	Spondylolisthesis	Male	265	53.5	0	0.0	269	54.0	0	0.0	NE			NE	NE	NE		NE	NE	NE	NE		NE	NE	NE	NE	NE	NE		NE	NE	NE
Musculoskeletal and connective tissue disorders	Spondylolisthesis	Female	230	46.5	0	0.0	229	46.0	1	0.4		*	Quasi-complete separation of data points detected.				*	WARNING: Negative of Hessian not positive definite.			0.00		Algorithm converged.	0.00	NE	0.9999		>999.99		Algorithm converged.	0.00	NE
Musculoskeletal and connective tissue disorders	Synovial cyst	Male	265	53.5	0	0.0	269	54.0	0	0.0	NE			NE	NE	NE		NE	NE	NE	NE		NE	NE	NE	NE	1.0000	NE		NE	NE	NE
Musculoskeletal and connective tissue disorders	Synovial cyst	Female	230	46.5	1	0.4	229	46.0	1	0.4	1.00		Convergence criterion (GCONV=1E-8) satisfied.	0.06	16.01	0.000		Algorithm converged.	-0.012	0.012	1.00		Algorithm converged.	0.06	15.82	0.9975		1.00		Algorithm converged.	0.06	15.96
Musculoskeletal and connective tissue disorders	Tendonitis	Male	265	53.5	1	0.4	269	54.0	0	0.0		*	Quasi-complete separation of data points detected.				*	WARNING: Negative of Hessian not positive definite.			NE		Algorithm converged.	NE	NE	NE	NE	NE		Algorithm converged.	NE	NE
Musculoskeletal and connective tissue disorders	Tendonitis	Female	230	46.5	0	0.0	229	46.0	0	0.0	NE			NE	NE	NE		NE	NE	NE	NE		NE	NE	NE	NE		NE		NE	NE	NE

Neoplasms benign, malignant and unspecified (incl cysts and polyps)		Male	265	53.5	4	1.5	269	54.0	8	3.0	0.50		Convergence criterion (GCONV=1E-8) satisfied.	0.15	1.68	-0.015		Algorithm converged.	-0.040	0.010	0.51		Algorithm converged.	0.15	1.67	0.2633	0.8065	1.97		Algorithm converged.	0.60	6.46
Neoplasms benign, malignant and unspecified (incl cysts and polyps)		Female	230	46.5	2	0.9	229	46.0	3	1.3	0.66		Convergence criterion (GCONV=1E-8) satisfied.	0.11	3.99	-0.004		Algorithm converged.	-0.023	0.015	0.66		Algorithm converged.	0.11	3.94	0.6518		1.51		Algorithm converged.	0.25	8.93
Neoplasms benign, malignant and unspecified (incl cysts and polyps)	Adenocarcinoma	Male	265	53.5	0	0.0	269	54.0	1	0.4		*	Quasi-complete separation of data points detected.				*	ERROR: The mean parameter is either invalid or at a limit of its range for some observations.			0.00		Algorithm converged.	0.00	NE	0.9999	NE	>999.99		Algorithm converged.	0.00	NE
Neoplasms benign, malignant and unspecified (incl cysts and polyps)	Adenocarcinoma	Female	230	46.5	0	0.0	229	46.0	0	0.0	NE			NE	NE	NE		NE	NE	NE	NE		NE	NE	NE	NE		NE		NE	NE	NE
Neoplasms benign, malignant and unspecified (incl cysts and polyps)	Adenocarcinoma of colon	Male	265	53.5	1	0.4	269	54.0	0	0.0		*	Quasi-complete separation of data points detected.				*	WARNING: Negative of Hessian not positive definite.			NE		Algorithm converged.	NE	NE	NE	NE	NE		Algorithm converged.	NE	NE
Neoplasms benign, malignant and unspecified (incl cysts and polyps)	Adenocarcinoma of colon	Female	230	46.5	0	0.0	229	46.0	0	0.0	NE			NE	NE	NE		NE	NE	NE	NE		NE	NE	NE	NE		NE		NE	NE	NE
Neoplasms benign, malignant and unspecified (incl cysts and polyps)	Adenocarcinoma pancreas	Male	265	53.5	1	0.4	269	54.0	0	0.0		*	Quasi-complete separation of data points detected.				*	WARNING: Negative of Hessian not positive definite.			NE		Algorithm converged.	NE	NE	NE	NE	NE		Algorithm converged.	NE	NE
Neoplasms benign, malignant and unspecified (incl cysts and polyps)	Adenocarcinoma pancreas	Female	230	46.5	0	0.0	229	46.0	0	0.0	NE			NE	NE	NE		NE	NE	NE	NE		NE	NE	NE	NE		NE		NE	NE	NE
Neoplasms benign, malignant and unspecified (incl cysts and polyps)	Basal cell carcinoma	Male	265	53.5	0	0.0	269	54.0	1	0.4		*	Quasi-complete separation of data points detected.				*	ERROR: The mean parameter is either invalid or at a limit of its range for some observations.			0.00		Algorithm converged.	0.00	NE	0.9999	NE	>999.99		Algorithm converged.	0.00	NE
Neoplasms benign, malignant and unspecified (incl cysts and polyps)	Basal cell carcinoma	Female	230	46.5	0	0.0	229	46.0	0	0.0	NE			NE	NE	NE		NE	NE	NE	NE		NE	NE	NE	NE		NE		NE	NE	NE
Neoplasms benign, malignant and unspecified (incl cysts and polyps)	Cancer pain	Male	265	53.5	0	0.0	269	54.0	1	0.4		*	Quasi-complete separation of data points detected.				*	ERROR: The mean parameter is either invalid or at a limit of its range for some observations.			0.00		Algorithm converged.	0.00	NE	0.9999	NE	>999.99		Algorithm converged.	0.00	NE
Neoplasms benign, malignant and unspecified (incl cysts and polyps)	Cancer pain	Female	230	46.5	0	0.0	229	46.0	0	0.0	NE			NE	NE	NE		NE	NE	NE	NE		NE	NE	NE	NE		NE		NE	NE	NE
Neoplasms benign, malignant and unspecified (incl cysts and polyps)	Colorectal cancer	Male	265	53.5	1	0.4	269	54.0	0	0.0		*	Quasi-complete separation of data points detected.				*	WARNING: Negative of Hessian not positive definite.			NE		Algorithm converged.	NE	NE	NE	NE	NE		Algorithm converged.	NE	NE
Neoplasms benign, malignant and unspecified (incl cysts and polyps)	Colorectal cancer	Female	230	46.5	0	0.0	229	46.0	0	0.0	NE			NE	NE	NE		NE	NE	NE	NE		NE	NE	NE	NE		NE		NE	NE	NE
Neoplasms benign, malignant and unspecified (incl cysts and polyps)	Hodgkin's disease	Male	265	53.5	0	0.0	269	54.0	1	0.4		*	Quasi-complete separation of data points detected.				*	ERROR: The mean parameter is either invalid or at a limit of its range for some observations.			0.00		Algorithm converged.	0.00	NE	0.9999	NE	>999.99		Algorithm converged.	0.00	NE
Neoplasms benign, malignant and unspecified (incl cysts and polyps)	Hodgkin's disease	Female	230	46.5	0	0.0	229	46.0	0	0.0	NE			NE	NE	NE		NE	NE	NE	NE		NE	NE	NE	NE		NE		NE	NE	NE
Neoplasms benign, malignant and unspecified (incl cysts and polyps)	Lipoma	Male	265	53.5	0	0.0	269	54.0	1	0.4		*	Quasi-complete separation of data points detected.				*	ERROR: The mean parameter is either invalid or at a limit of its range for some observations.			0.00		Algorithm converged.	0.00	NE	0.9999	NE	>999.99		Algorithm converged.	0.00	NE
Neoplasms benign, malignant and unspecified (incl cysts and polyps)	Lipoma	Female	230	46.5	0	0.0	229	46.0	0	0.0	NE			NE	NE	NE		NE	NE	NE	NE		NE	NE	NE	NE		NE		NE	NE	NE
Neoplasms benign, malignant and unspecified (incl cysts and polyps)	Lung neoplasm	Male	265	53.5	0	0.0	269	54.0	1	0.4		*	Quasi-complete separation of data points detected.				*	ERROR: The mean parameter is either invalid or at a limit of its range for some observations.			0.00		Algorithm converged.	0.00	NE	0.9999	NE	>999.99		Algorithm converged.	0.00	NE
Neoplasms benign, malignant and unspecified (incl cysts and polyps)	Lung neoplasm	Female	230	46.5	0	0.0	229	46.0	0	0.0	NE			NE	NE	NE		NE	NE	NE	NE		NE	NE	NE	NE		NE		NE	NE	NE
Neoplasms benign, malignant and unspecified (incl cysts and polyps)	Malignant melanoma in situ	Male	265	53.5	0	0.0	269	54.0	0	0.0	NE			NE	NE	NE		NE	NE	NE	NE		NE	NE	NE	NE	NE	NE		NE	NE	NE
Neoplasms benign, malignant and unspecified (incl cysts and polyps)	Malignant melanoma in situ	Female	230	46.5	0	0.0	229	46.0	1	0.4		*	Quasi-complete separation of data points detected.				*	WARNING: Negative of Hessian not positive definite.			0.00		Algorithm converged.	0.00	NE	0.9999		>999.99		Algorithm converged.	0.00	NE
Neoplasms benign, malignant and unspecified (incl cysts and polyps)	Meningioma	Male	265	53.5	0	0.0	269	54.0	0	0.0	NE			NE	NE	NE		NE	NE	NE	NE		NE	NE	NE	NE	NE	NE		NE	NE	NE
Neoplasms benign, malignant and unspecified (incl cysts and polyps)	Meningioma	Female	230	46.5	1	0.4	229	46.0	0	0.0		*	Quasi-complete separation of data points detected.				*	WARNING: Negative of Hessian not positive definite.			NE		Algorithm converged.	NE	NE	NE		NE		Algorithm converged.	NE	NE
Neoplasms benign, malignant and unspecified (incl cysts and polyps)	Papillary renal cell carcinoma	Male	265	53.5	1	0.4	269	54.0	0	0.0		*	Quasi-complete separation of data points detected.				*	WARNING: Negative of Hessian not positive definite.			NE		Algorithm converged.	NE	NE	NE	NE	NE		Algorithm converged.	NE	NE
Neoplasms benign, malignant and unspecified (incl cysts and polyps)	Papillary renal cell carcinoma	Female	230	46.5	0	0.0	229	46.0	0	0.0	NE			NE	NE	NE		NE	NE	NE	NE		NE	NE	NE	NE		NE		NE	NE	NE
Neoplasms benign, malignant and unspecified (incl cysts and polyps)	Seborrhoeic keratosis	Male	265	53.5	0	0.0	269	54.0	1	0.4		*	Quasi-complete separation of data points detected.				*	ERROR: The mean parameter is either invalid or at a limit of its range for some observations.			0.00		Algorithm converged.	0.00	NE	0.9999	0.3089	>999.99		Algorithm converged.	0.00	NE
Neoplasms benign, malignant and unspecified (incl cysts and polyps)	Seborrhoeic keratosis	Female	230	46.5	1	0.4	229	46.0	1	0.4	1.00		Convergence criterion (GCONV=1E-8) satisfied.	0.06	16.01	0.000		Algorithm converged.	-0.012	0.012	1.00		Algorithm converged.	0.06	15.82	0.9975		1.00		Algorithm converged.	0.06	15.96
Neoplasms benign, malignant and unspecified (incl cysts and polyps)	Skin papilloma	Male	265	53.5	0	0.0	269	54.0	1	0.4		*	Quasi-complete separation of data points detected.				*	ERROR: The mean parameter is either invalid or at a limit of its range for some observations.			0.00		Algorithm converged.	0.00	NE	0.9999	NE	>999.99		Algorithm converged.	0.00	NE
Neoplasms benign, malignant and unspecified (incl cysts and polyps)	Skin papilloma	Female	230	46.5	0	0.0	229	46.0	0	0.0	NE			NE	NE	NE		NE	NE	NE	NE		NE	NE	NE	NE		NE		NE	NE	NE
Neoplasms benign, malignant and unspecified (incl cysts and polyps)	Tumour pain	Male	265	53.5	0	0.0	269	54.0	0	0.0	NE			NE	NE	NE		NE	NE	NE	NE		NE	NE	NE	NE	NE	NE		NE	NE	NE
Neoplasms benign, malignant and unspecified (incl cysts and polyps)	Tumour pain	Female	230	46.5	0	0.0	229	46.0	1	0.4		*	Quasi-complete separation of data points detected.				*	WARNING: Negative of Hessian not positive definite.			0.00		Algorithm converged.	0.00	NE	0.9999		>999.99		Algorithm converged.	0.00	NE
Nervous system disorders		Male	265	53.5	173	65.3	269	54.0	173	64.3	1.04		Convergence criterion (GCONV=1E-8) satisfied.	0.73	1.49	0.010		Algorithm converged.	-0.071	0.091	1.02		Algorithm converged.	0.90	1.15	0.8143	0.1330	0.99		Algorithm converged.	0.87	1.12
Nervous system disorders		Female	230	46.5	134	58.3	229	46.0	152	66.4	0.71		Convergence criterion (GCONV=1E-8) satisfied.	0.48	1.03	-0.081		Algorithm converged.	-0.169	0.007	0.88		Algorithm converged.	0.76	1.01	0.0740		1.14		Algorithm converged.	0.99	1.31
Nervous system disorders	Ageusia	Male	265	53.5	1	0.4	269	54.0	2	0.7	0.51		Convergence criterion (GCONV=1E-8) satisfied.	0.05	5.61	-0.004		Algorithm converged.	-0.016	0.009	0.51		Algorithm converged.	0.05	5.56	0.5788	1.0000	1.97		Algorithm converged.	0.18	21.60
Nervous system disorders	Ageusia	Female	230	46.5	0	0.0	229	46.0	0	0.0	NE			NE	NE	NE		NE	NE	NE	NE		NE	NE	NE	NE		NE		NE	NE	NE
Nervous system disorders	Altered state of consciousness	Male	265	53.5	0	0.0	269	54.0	0	0.0	NE			NE	NE	NE		NE	NE	NE	NE		NE	NE	NE	NE	NE	NE		NE	NE	NE
Nervous system disorders	Altered state of consciousness	Female	230	46.5	0	0.0	229	46.0	1	0.4		*	Quasi-complete separation of data points detected.				*	WARNING: Negative of Hessian not positive definite.			0.00		Algorithm converged.	0.00	NE	0.9999		>999.99		Algorithm converged.	0.00	NE
Nervous system disorders	Amnesia	Male	265	53.5	1	0.4	269	54.0	1	0.4	1.02		Convergence criterion (GCONV=1E-8) satisfied.	0.06	16.31	0.000		Algorithm converged.	-0.010	0.010	1.02		Algorithm converged.	0.06	16.14	0.9915	0.9923	0.99		Algorithm converged.	0.06	15.67
Nervous system disorders	Amnesia	Female	230	46.5	1	0.4	229	46.0	1	0.4	1.00		Convergence criterion (GCONV=1E-8) satisfied.	0.06	16.01	0.000		Algorithm converged.	-0.012	0.012	1.00		Algorithm converged.	0.06	15.82	0.9975		1.00		Algorithm converged.	0.06	15.96
Nervous system disorders	Aphasia	Male	265	53.5	0	0.0	269	54.0	1	0.4		*	Quasi-complete separation of data points detected.				*	ERROR: The mean parameter is either invalid or at a limit of its range for some observations.			0.00		Algorithm converged.	0.00	NE	0.9999	0.0512	>999.99		Algorithm converged.	0.00	NE
Nervous system disorders	Aphasia	Female	230	46.5	2	0.9	229	46.0	0	0.0		*	Quasi-complete separation of data points detected.				*	WARNING: Negative of Hessian not positive definite.			NE		Algorithm converged.	NE	NE	NE		NE		Algorithm converged.	NE	NE
Nervous system disorders	Ataxia	Male	265	53.5	0	0.0	269	54.0	0	0.0	NE			NE	NE	NE		NE	NE	NE	NE		NE	NE	NE	NE	1.0000	NE		NE	NE	NE
Nervous system disorders	Ataxia	Female	230	46.5	1	0.4	229	46.0	1	0.4	1.00		Convergence criterion (GCONV=1E-8) satisfied.	0.06	16.01	0.000		Algorithm converged.	-0.012	0.012	1.00		Algorithm converged.	0.06	15.82	0.9975		1.00		Algorithm converged.	0.06	15.96
Nervous system disorders	Balance disorder	Male	265	53.5	0	0.0	269	54.0	0	0.0	NE			NE	NE	NE		NE	NE	NE	NE		NE	NE	NE	NE	NE	NE		NE	NE	NE
Nervous system disorders	Balance disorder	Female	230	46.5	1	0.4	229	46.0	0	0.0		*	Quasi-complete separation of data points detected.				*	WARNING: Negative of Hessian not positive definite.			NE		Algorithm converged.	NE	NE	NE		NE		Algorithm converged.	NE	NE
Nervous system disorders	Carotid artery stenosis	Male	265	53.5	0	0.0	269	54.0	0	0.0	NE			NE	NE	NE		NE	NE	NE	NE		NE	NE	NE	NE		NE		NE	NE	NE
Nervous system disorders	Carotid artery stenosis	Female	230	46.5	0	0.0	229	46.0	1	0.4		*	Quasi-complete separation of data points detected.				*	WARNING: Negative of Hessian not positive definite.			0.00		Algorithm converged.	0.00	NE	0.9999		>999.99		Algorithm converged.	0.00	NE
Nervous system disorders	Cerebellar ataxia	Male	265	53.5	1	0.4	269	54.0	0	0.0		*	Quasi-complete separation of data points detected.				*	WARNING: Negative of Hessian not positive definite.			NE		Algorithm converged.	NE	NE	NE	NE	NE		Algorithm converged.	NE	NE
Nervous system disorders	Cerebellar ataxia	Female	230	46.5	0	0.0	229	46.0	0	0.0	NE			NE	NE	NE		NE	NE	NE	NE		NE	NE	NE	NE		NE		NE	NE	NE
Nervous system disorders	Cerebral haemorrhage	Male	265	53.5	0	0.0	269	54.0	1	0.4		*	Quasi-complete separation of data points detected.				*	ERROR: The mean parameter is either invalid or at a limit of its range for some observations.			0.00		Algorithm converged.	0.00	NE	0.9999	NE	>999.99		Algorithm converged.	0.00	NE
Nervous system disorders	Cerebral haemorrhage	Female	230	46.5	0	0.0	229	46.0	0	0.0	NE			NE	NE	NE		NE	NE	NE	NE		NE	NE	NE	NE		NE		NE	NE	NE
Nervous system disorders	Cerebral infarction	Male	265	53.5	0	0.0	269	54.0	1	0.4		*	Quasi-complete separation of data points detected.				*	ERROR: The mean parameter is either invalid or at a limit of its range for some observations.			0.00		Algorithm converged.	0.00	NE	0.9999	NE	>999.99		Algorithm converged.	0.00	NE
Nervous system disorders	Cerebral infarction	Female	230	46.5	0	0.0	229	46.0	0	0.0	NE			NE	NE	NE		NE	NE	NE	NE		NE	NE	NE	NE		NE		NE	NE	NE
Nervous system disorders	Cerebral ischaemia	Male	265	53.5	0	0.0	269	54.0	1	0.4		*	Quasi-complete separation of data points detected.				*	ERROR: The mean parameter is either invalid or at a limit of its range for some observations.			0.00		Algorithm converged.	0.00	NE	0.9999	NE	>999.99		Algorithm converged.	0.00	NE
Nervous system disorders	Cerebral ischaemia	Female	230	46.5	0	0.0	229	46.0	0	0.0	NE			NE	NE	NE		NE	NE	NE	NE		NE	NE	NE	NE		NE		NE	NE	NE
Nervous system disorders	Cerebrospinal fluid leakage	Male	265	53.5	1	0.4	269	54.0	0	0.0		*	Quasi-complete separation of data points detected.				*	WARNING: Negative of Hessian not positive definite.			NE		Algorithm converged.	NE	NE	NE	1.0000	NE		Algorithm converged.	NE	NE
Nervous system disorders	Cerebrospinal fluid leakage	Female	230	46.5	1	0.4	229	46.0	0	0.0		*	Quasi-complete separation of data points detected.				*	WARNING: Negative of Hessian not positive definite.			NE		Algorithm converged.	NE	NE	NE		NE		Algorithm converged.	NE	NE
Nervous system disorders	Cerebrovascular accident	Male	265	53.5	0	0.0	269	54.0	2	0.7		*	Quasi-complete separation of data points detected.				*	ERROR: The mean parameter is either invalid or at a limit of its range for some observations.			0.00		Algorithm converged.	0.00	NE	0.9999	1.0000	>999.99		Algorithm converged.	0.00	NE
Nervous system disorders	Cerebrovascular accident	Female	230	46.5	0	0.0	229	46.0	2	0.9		*	Quasi-complete separation of data points detected.				*	WARNING: Negative of Hessian not positive definite.			0.00		Algorithm converged.	0.00	NE	0.9999		>999.99		Algorithm converged.	0.00	NE
Nervous system disorders	Cervicobrachial syndrome	Male	265	53.5	0	0.0	269	54.0	0	0.0	NE			NE	NE	NE		NE	NE	NE	NE		NE	NE	NE	NE	NE	NE		NE	NE	NE
Nervous system disorders	Cervicobrachial syndrome	Female	230	46.5	0	0.0	229	46.0	1	0.4		*	Quasi-complete separation of data points detected.				*	WARNING: Negative of Hessian not positive definite.			0.00		Algorithm converged.	0.00	NE	0.9999		>999.99		Algorithm converged.	0.00	NE
Nervous system disorders	Cognitive disorder	Male	265	53.5	0	0.0	269	54.0	1	0.4		*	Quasi-complete separation of data points detected.				*	ERROR: The mean parameter is either invalid or at a limit of its range for some observations.			0.00		Algorithm converged.	0.00	NE	0.9999	NE	>999.99		Algorithm converged.	0.00	NE
Nervous system disorders	Cognitive disorder	Female	230	46.5	0	0.0	229	46.0	0	0.0	NE			NE	NE	NE		NE	NE	NE	NE		NE	NE	NE	NE		NE		NE	NE	NE
Nervous system disorders	Disturbance in attention	Male	265	53.5	0	0.0	269	54.0	0	0.0	NE			NE	NE	NE		NE	NE	NE	NE		NE	NE	NE	NE	NE	NE		NE	NE	NE
Nervous system disorders	Disturbance in attention	Female	230	46.5	1	0.4	229	46.0	0	0.0		*	Quasi-complete separation of data points detected.				*	WARNING: Negative of Hessian not positive definite.			NE		Algorithm converged.	NE	NE	NE		NE		Algorithm converged.	NE	NE
Nervous system disorders	Dizziness	Male	265	53.5	14	5.3	269	54.0	16	5.9	0.88		Convergence criterion (GCONV=1E-8) satisfied.	0.42	1.85	-0.007		Algorithm converged.	-0.046	0.032	0.89		Algorithm converged.	0.44	1.78	0.7388	0.9204	1.13		Algorithm converged.	0.56	2.26
Nervous system disorders	Dizziness	Female	230	46.5	15	6.5	229	46.0	16	7.0	0.93		Convergence criterion (GCONV=1E-8) satisfied.	0.45	1.93	-0.005		Algorithm converged.	-0.051	0.041	0.93		Algorithm converged.	0.47	1.84	0.8426		1.07		Algorithm converged.	0.54	2.12
Nervous system disorders	Dizziness exertional	Male	265	53.5	1	0.4	269	54.0	0	0.0		*	Quasi-complete separation of data points detected.				*	WARNING: Negative of Hessian not positive definite.			NE		Algorithm converged.	NE	NE	NE	NE	NE		Algorithm converged.	NE	NE
Nervous system disorders	Dizziness exertional	Female	230	46.5	0	0.0	229	46.0	0	0.0	NE			NE	NE	NE		NE	NE	NE	NE		NE	NE	NE	NE		NE		NE	NE	NE
Nervous system disorders	Dizziness postural	Male	265	53.5	0	0.0	269	54.0	0	0.0	NE			NE	NE	NE		NE	NE	NE	NE		NE	NE	NE	NE	NE	NE		NE	NE	NE
Nervous system disorders	Dizziness postural	Female	230	46.5	2	0.9	229	46.0	0	0.0		*	Quasi-complete separation of data points detected.				*	WARNING: Negative of Hessian not positive definite.			NE		Algorithm converged.	NE	NE	NE		NE		Algorithm converged.	NE	NE
Nervous system disorders	Dysaesthesia	Male	265	53.5	3	1.1	269	54.0	2	0.7	1.53		Convergence criterion (GCONV=1E-8) satisfied.	0.25	9.22	0.004		Algorithm converged.	-0.012	0.020	1.52		Algorithm converged.	0.26	9.04	0.6436	0.2019	0.66		Algorithm converged.	0.11	3.90
Nervous system disorders	Dysaesthesia	Female	230	46.5	2	0.9	229	46.0	0	0.0		*	Quasi-complete separation of data points detected.				*	WARNING: Negative of Hessian not positive definite.			NE		Algorithm converged.	NE	NE	NE		NE		Algorithm converged.	NE	NE
Nervous system disorders	Dysgeusia	Male	265	53.5	25	9.4	269	54.0	30	11.2	0.83		Convergence criterion (GCONV=1E-8) satisfied.	0.47	1.45	-0.017		Algorithm converged.	-0.069	0.034	0.85		Algorithm converged.	0.51	1.40	0.5143	0.9808	1.18		Algorithm converged.	0.71	1.95
Nervous system disorders	Dysgeusia	Female	230	46.5	24	10.4	229	46.0	28	12.2	0.84		Convergence criterion (GCONV=1E-8) satisfied.	0.47	1.49	-0.018		Algorithm converged.	-0.076	0.040	0.85		Algorithm converged.	0.51	1.43	0.5452		1.17		Algorithm converged.	0.70	1.96
Nervous system disorders	Epilepsy	Male	265	53.5	0	0.0	269	54.0	0	0.0	NE			NE	NE	NE		NE	NE	NE	NE		NE	NE	NE	NE	NE	NE		NE	NE	NE
Nervous system disorders	Epilepsy	Female	230	46.5	0	0.0	229	46.0	1	0.4		*	Quasi-complete separation of data points detected.				*	WARNING: Negative of Hessian not positive definite.			0.00		Algorithm converged.	0.00	NE	0.9999		>999.99		Algorithm converged.	0.00	NE
Nervous system disorders	Extrapyramidal disorder	Male	265	53.5	0	0.0	269	54.0	1	0.4		*	Quasi-complete separation of data points detected.				*	ERROR: The mean parameter is either invalid or at a limit of its range for some observations.			0.00		Algorithm converged.	0.00	NE	0.9999	NE	>999.99		Algorithm converged.	0.00	NE
Nervous system disorders	Extrapyramidal disorder	Female	230	46.5	0	0.0	229	46.0	0	0.0	NE			NE	NE	NE		NE	NE	NE	NE		NE	NE	NE	NE		NE		NE	NE	NE
Nervous system disorders	Head discomfort	Male	265	53.5	0	0.0	269	54.0	0	0.0	NE			NE	NE	NE		NE	NE	NE	NE		NE	NE	NE	NE	NE	NE		NE	NE	NE
Nervous system disorders	Head discomfort	Female	230	46.5	0	0.0	229	46.0	1	0.4		*	Quasi-complete separation of data points detected.				*	WARNING: Negative of Hessian not positive definite.			0.00		Algorithm converged.	0.00	NE	0.9999		>999.99		Algorithm converged.	0.00	NE
Nervous system disorders	Headache	Male	265	53.5	28	10.6	269	54.0	25	9.3	1.15		Convergence criterion (GCONV=1E-8) satisfied.	0.65	2.04	0.013		Algorithm converged.	-0.038	0.063	1.14		Algorithm converged.	0.68	1.90	0.6233	0.5753	0.88		Algorithm converged.	0.53	1.47
Nervous system disorders	Headache	Female	230	46.5	30	13.0	229	46.0	32	14.0	0.92		Convergence criterion (GCONV=1E-8) satisfied.	0.54	1.58	-0.009		Algorithm converged.	-0.072	0.053	0.93		Algorithm converged.	0.59	1.48	0.7707		1.07		Algorithm converged.	0.67	1.70
Nervous system disorders	Hemiparesis	Male	265	53.5	1	0.4	269	54.0	0	0.0		*	Quasi-complete separation of data points detected.				*	WARNING: Negative of Hessian not positive definite.			NE		Algorithm converged.	NE	NE	NE	NE	NE		Algorithm converged.	NE	NE
Nervous system disorders	Hemiparesis	Female	230	46.5	0	0.0	229	46.0	0	0.0	NE			NE	NE	NE		NE	NE	NE	NE		NE	NE	NE	NE		NE		NE	NE	NE
Nervous system disorders	Hyperaesthesia	Male	265	53.5	1	0.4	269	54.0	0	0.0		*	Quasi-complete separation of data points detected.				*	WARNING: Negative of Hessian not positive definite.			NE		Algorithm converged.	NE	NE	NE	NE	NE		Algorithm converged.	NE	NE
Nervous system disorders	Hyperaesthesia	Female	230	46.5	0	0.0	229	46.0	0	0.0	NE			NE	NE	NE		NE	NE	NE	NE		NE	NE	NE	NE		NE		NE	NE	NE
Nervous system disorders	Hypoaesthesia	Male	265	53.5	12	4.5	269	54.0	12	4.5	1.02		Convergence criterion (GCONV=1E-8) satisfied.	0.45	2.30	0.001		Algorithm converged.	-0.034	0.036	1.02		Algorithm converged.	0.46	2.22	0.9700	0.7392	0.99		Algorithm converged.	0.45	2.15
Nervous system disorders	Hypoaesthesia	Female	230	46.5	10	4.3	229	46.0	8	3.5	1.26		Convergence criterion (GCONV=1E-8) satisfied.	0.49	3.24	0.009		Algorithm converged.	-0.027	0.044	1.24		Algorithm converged.	0.50	3.10	0.6380		0.80		Algorithm converged.	0.32	2.00
Nervous system disorders	Hyporeflexia	Male	265	53.5	0	0.0	269	54.0	1	0.4		*	Quasi-complete separation of data points detected.				*	ERROR: The mean parameter is either invalid or at a limit of its range for some observations.			0.00		Algorithm converged.	0.00	NE	0.9999	NE	>999.99		Algorithm converged.	0.00	NE
Nervous system disorders	Hyporeflexia	Female	230	46.5	0	0.0	229	46.0	0	0.0	NE			NE	NE	NE		NE	NE	NE	NE		NE	NE	NE	NE		NE		NE	NE	NE
Nervous system disorders	Hypotonia	Male	265	53.5	0	0.0	269	54.0	0	0.0	NE			NE	NE	NE		NE	NE	NE	NE		NE	NE	NE	NE	1.0000	NE		NE	NE	NE
Nervous system disorders	Hypotonia	Female	230	46.5	1	0.4	229	46.0	1	0.4	1.00		Convergence criterion (GCONV=1E-8) satisfied.	0.06	16.01	0.000		Algorithm converged.	-0.012	0.012	1.00		Algorithm converged.	0.06	15.82	0.9975		1.00		Algorithm converged.	0.06	15.96
Nervous system disorders	Intellectual disability	Male	265	53.5	0	0.0	269	54.0	0	0.0	NE			NE	NE	NE		NE	NE	NE	NE		NE	NE	NE	NE	NE	NE		NE	NE	NE
Nervous system disorders	Intellectual disability	Female	230	46.5	1	0.4	229	46.0	0	0.0		*	Quasi-complete separation of data points detected.				*	WARNING: Negative of Hessian not positive definite.			NE		Algorithm converged.	NE	NE	NE		NE		Algorithm converged.	NE	NE
Nervous system disorders	Lethargy	Male	265	53.5	3	1.1	269	54.0	2	0.7	1.53		Convergence criterion (GCONV=1E-8) satisfied.	0.25	9.22	0.004		Algorithm converged.	-0.012	0.020	1.52		Algorithm converged.	0.26	9.04	0.6436	1.0000	0.66		Algorithm converged.	0.11	3.90
Nervous system disorders	Lethargy	Female	230	46.5	0	0.0	229	46.0	0	0.0	NE			NE	NE	NE		NE	NE	NE	NE		NE	NE	NE	NE		NE		NE	NE	NE
Nervous system disorders	Memory impairment	Male	265	53.5	1	0.4	269	54.0	2	0.7	0.51		Convergence criterion (GCONV=1E-8) satisfied.	0.05	5.61	-0.004		Algorithm converged.	-0.016	0.009	0.51		Algorithm converged.	0.05	5.56	0.5788	0.4150	1.97		Algorithm converged.	0.18	21.60
Nervous system disorders	Memory impairment	Female	230	46.5	2	0.9	229	46.0	1	0.4	2.00		Convergence criterion (GCONV=1E-8) satisfied.	0.18	22.21	0.004		Algorithm converged.	-0.010	0.019	1.99		Algorithm converged.	0.18	21.81	0.5727		0.50		Algorithm converged.	0.05	5.50
Nervous system disorders	Migraine	Male	265	53.5	0	0.0	269	54.0	2	0.7		*	Quasi-complete separation of data points detected.				*	ERROR: The mean parameter is either invalid or at a limit of its range for some observations.			0.00		Algorithm converged.	0.00	NE	0.9999	0.0188	>999.99		Algorithm converged.	0.00	NE
Nervous system disorders	Migraine	Female	230	46.5	2	0.9	229	46.0	0	0.0		*	Quasi-complete separation of data points detected.				*	WARNING: Negative of Hessian not positive definite.			NE		Algorithm converged.	NE	NE	NE		NE		Algorithm converged.	NE	NE
Nervous system disorders	Nervous system disorder	Male	265	53.5	0	0.0	269	54.0	1	0.4		*	Quasi-complete separation of data points detected.				*	ERROR: The mean parameter is either invalid or at a limit of its range for some observations.			0.00		Algorithm converged.	0.00	NE	0.9999	NE	>999.99		Algorithm converged.	0.00	NE
Nervous system disorders	Nervous system disorder	Female	230	46.5	0	0.0	229	46.0	0	0.0	NE			NE	NE	NE		NE	NE	NE	NE		NE	NE	NE	NE		NE		NE	NE	NE
Nervous system disorders	Neuralgia	Male	265	53.5	1	0.4	269	54.0	1	0.4	1.02		Convergence criterion (GCONV=1E-8) satisfied.	0.06	16.31	0.000		Algorithm converged.	-0.010	0.010	1.02		Algorithm converged.	0.06	16.14	0.9915	0.9923	0.99		Algorithm converged.	0.06	15.67
Nervous system disorders	Neuralgia	Female	230	46.5	1	0.4	229	46.0	1	0.4	1.00		Convergence criterion (GCONV=1E-8) satisfied.	0.06	16.01	0.000		Algorithm converged.	-0.012	0.012	1.00		Algorithm converged.	0.06	15.82	0.9975		1.00		Algorithm converged.	0.06	15.96
Nervous system disorders	Neurological symptom	Male	265	53.5	0	0.0	269	54.0	1	0.4		*	Quasi-complete separation of data points detected.				*	ERROR: The mean parameter is either invalid or at a limit of its range for some observations.			0.00		Algorithm converged.	0.00	NE	0.9999	NE	>999.99		Algorithm converged.	0.00	NE
Nervous system disorders	Neurological symptom	Female	230	46.5	0	0.0	229	46.0	0	0.0	NE			NE	NE	NE		NE	NE	NE	NE		NE	NE	NE	NE		NE		NE	NE	NE
Nervous system disorders	Neuromyopathy	Male	265	53.5	0	0.0	269	54.0	0	0.0	NE			NE	NE	NE		NE	NE	NE	NE		NE	NE	NE	NE	NE	NE		NE	NE	NE
Nervous system disorders	Neuromyopathy	Female	230	46.5	1	0.4	229	46.0	0	0.0		*	Quasi-complete separation of data points detected.				*	WARNING: Negative of Hessian not positive definite.			NE		Algorithm converged.	NE	NE	NE		NE		Algorithm converged.	NE	NE
Nervous system disorders	Neuropathy peripheral	Male	265	53.5	66	24.9	269	54.0	52	19.3	1.38		Convergence criterion (GCONV=1E-8) satisfied.	0.92	2.09	0.056		Algorithm converged.	-0.015	0.126	1.29		Algorithm converged.	0.93	1.78	0.1223	0.0457	0.78		Algorithm converged.	0.56	1.07
Nervous system disorders	Neuropathy peripheral	Female	230	46.5	42	18.3	229	46.0	53	23.1	0.74		Convergence criterion (GCONV=1E-8) satisfied.	0.47	1.17	-0.049		Algorithm converged.	-0.123	0.025	0.79		Algorithm converged.	0.55	1.13	0.1985		1.27		Algorithm converged.	0.88	1.82
Nervous system disorders	Ophthalmic migraine	Male	265	53.5	0	0.0	269	54.0	1	0.4		*	Quasi-complete separation of data points detected.				*	ERROR: The mean parameter is either invalid or at a limit of its range for some observations.			0.00		Algorithm converged.	0.00	NE	0.9999	NE	>999.99		Algorithm converged.	0.00	NE
Nervous system disorders	Ophthalmic migraine	Female	230	46.5	0	0.0	229	46.0	0	0.0	NE			NE	NE	NE		NE	NE	NE	NE		NE	NE	NE	NE		NE		NE	NE	NE
Nervous system disorders	Paraesthesia	Male	265	53.5	11	4.2	269	54.0	9	3.3	1.25		Convergence criterion (GCONV=1E-8) satisfied.	0.51	3.07	0.008		Algorithm converged.	-0.024	0.040	1.24		Algorithm converged.	0.52	2.94	0.6249	0.5694	0.81		Algorithm converged.	0.34	1.91
Nervous system disorders	Paraesthesia	Female	230	46.5	19	8.3	229	46.0	11	4.8	1.78		Convergence criterion (GCONV=1E-8) satisfied.	0.83	3.84	0.035		Algorithm converged.	-0.011	0.080	1.72		Algorithm converged.	0.84	3.53	0.1398		0.58		Algorithm converged.	0.28	1.19

Nervous system disorders	Paralysis recurrent laryngeal nerve	Male	265	53.5	0	0.0	269	54.0	0	0.0	NE			NE	NE	NE		NE	NE	NE	NE		NE	NE	NE	NE	NE	NE		NE	NE	NE
Nervous system disorders	Paralysis recurrent laryngeal nerve	Female	230	46.5	1	0.4	229	46.0	0	0.0		*	Quasi-complete separation of data points detected.				*	WARNING: Negative of Hessian not positive definite.			NE		Algorithm converged.	NE	NE	NE		NE		Algorithm converged.	NE	NE
Nervous system disorders	Parosmia	Male	265	53.5	1	0.4	269	54.0	1	0.4	1.02		Convergence criterion (GCONV=1E-8) satisfied.	0.06	16.31	0.000		Algorithm converged.	-0.010	0.010	1.02		Algorithm converged.	0.06	16.14	0.9915	0.7170	0.99		Algorithm converged.	0.06	15.67
Nervous system disorders	Parosmia	Female	230	46.5	2	0.9	229	46.0	1	0.4	2.00		Convergence criterion (GCONV=1E-8) satisfied.	0.18	22.21	0.004		Algorithm converged.	-0.010	0.019	1.99		Algorithm converged.	0.18	21.81	0.5727		0.50		Algorithm converged.	0.05	5.50
Nervous system disorders	Peripheral motor neuropathy	Male	265	53.5	3	1.1	269	54.0	1	0.4	3.07		Convergence criterion (GCONV=1E-8) satisfied.	0.32	29.68	0.008		Algorithm converged.	-0.007	0.022	3.05		Algorithm converged.	0.32	29.09	0.3335	0.0018	0.33		Algorithm converged.	0.03	3.14
Nervous system disorders	Peripheral motor neuropathy	Female	230	46.5	0	0.0	229	46.0	9	3.9		*	Quasi-complete separation of data points detected.				*	WARNING: Negative of Hessian not positive definite.			0.00		Algorithm converged.	0.00	NE	0.9999		>999.99		Algorithm converged.	0.00	NE
Nervous system disorders	Peripheral sensorimotor neuropathy	Male	265	53.5	2	0.8	269	54.0	1	0.4	2.04		Convergence criterion (GCONV=1E-8) satisfied.	0.18	22.61	0.004		Algorithm converged.	-0.009	0.017	2.03		Algorithm converged.	0.19	22.26	0.5622	1.0000	0.49		Algorithm converged.	0.04	5.40
Nervous system disorders	Peripheral sensorimotor neuropathy	Female	230	46.5	0	0.0	229	46.0	0	0.0	NE			NE	NE	NE		NE	NE	NE	NE		NE	NE	NE	NE		NE		NE	NE	NE
Nervous system disorders	Peripheral sensory neuropathy	Male	265	53.5	56	21.1	269	54.0	58	21.6	0.97		Convergence criterion (GCONV=1E-8) satisfied.	0.64	1.47	-0.004		Algorithm converged.	-0.074	0.065	0.98		Algorithm converged.	0.71	1.36	0.9037	0.5123	1.02		Algorithm converged.	0.74	1.41
Nervous system disorders	Peripheral sensory neuropathy	Female	230	46.5	40	17.4	229	46.0	48	21.0	0.79		Convergence criterion (GCONV=1E-8) satisfied.	0.50	1.27	-0.036		Algorithm converged.	-0.108	0.036	0.83		Algorithm converged.	0.57	1.21	0.3326		1.21		Algorithm converged.	0.83	1.76
Nervous system disorders	Peroneal nerve palsy	Male	265	53.5	1	0.4	269	54.0	0	0.0		*	Quasi-complete separation of data points detected.				*	WARNING: Negative of Hessian not positive definite.			NE		Algorithm converged.	NE	NE	NE	NE	NE		Algorithm converged.	NE	NE
Nervous system disorders	Peroneal nerve palsy	Female	230	46.5	0	0.0	229	46.0	0	0.0	NE			NE	NE	NE		NE	NE	NE	NE		NE	NE	NE	NE		NE		NE	NE	NE
Nervous system disorders	Piriformis syndrome	Male	265	53.5	0	0.0	269	54.0	1	0.4		*	Quasi-complete separation of data points detected.				*	ERROR: The mean parameter is either invalid or at a limit of its range for some observations.			0.00		Algorithm converged.	0.00	NE	0.9999	NE	>999.99		Algorithm converged.	0.00	NE
Nervous system disorders	Piriformis syndrome	Female	230	46.5	0	0.0	229	46.0	0	0.0	NE			NE	NE	NE		NE	NE	NE	NE		NE	NE	NE	NE		NE		NE	NE	NE
Nervous system disorders	Polyneuropathy	Male	265	53.5	4	1.5	269	54.0	7	2.6	0.57		Convergence criterion (GCONV=1E-8) satisfied.	0.17	1.98	-0.011		Algorithm converged.	-0.035	0.013	0.58		Algorithm converged.	0.17	1.96	0.3803	0.8852	1.72		Algorithm converged.	0.51	5.82
Nervous system disorders	Polyneuropathy	Female	230	46.5	2	0.9	229	46.0	4	1.7	0.49		Convergence criterion (GCONV=1E-8) satisfied.	0.09	2.72	-0.009		Algorithm converged.	-0.030	0.012	0.50		Algorithm converged.	0.09	2.69	0.4179		2.01		Algorithm converged.	0.37	10.86
Nervous system disorders	Post herpetic neuralgia	Male	265	53.5	0	0.0	269	54.0	1	0.4		*	Quasi-complete separation of data points detected.				*	ERROR: The mean parameter is either invalid or at a limit of its range for some observations.			0.00		Algorithm converged.	0.00	NE	0.9999	0.1909	>999.99		Algorithm converged.	0.00	NE
Nervous system disorders	Post herpetic neuralgia	Female	230	46.5	2	0.9	229	46.0	1	0.4	2.00		Convergence criterion (GCONV=1E-8) satisfied.	0.18	22.21	0.004		Algorithm converged.	-0.010	0.019	1.99		Algorithm converged.	0.18	21.81	0.5727		0.50		Algorithm converged.	0.05	5.50
Nervous system disorders	Presyncope	Male	265	53.5	0	0.0	269	54.0	0	0.0	NE			NE	NE	NE		NE	NE	NE	NE		NE	NE	NE	NE	1.0000	NE		NE	NE	NE
Nervous system disorders	Presyncope	Female	230	46.5	3	1.3	229	46.0	3	1.3	1.00		Convergence criterion (GCONV=1E-8) satisfied.	0.20	4.99	0.000		Algorithm converged.	-0.021	0.021	1.00		Algorithm converged.	0.20	4.88	0.9957		1.00		Algorithm converged.	0.20	4.92
Nervous system disorders	Restless legs syndrome	Male	265	53.5	0	0.0	269	54.0	0	0.0	NE			NE	NE	NE		NE	NE	NE	NE		NE	NE	NE	NE	1.0000	NE		NE	NE	NE
Nervous system disorders	Restless legs syndrome	Female	230	46.5	2	0.9	229	46.0	2	0.9	1.00		Convergence criterion (GCONV=1E-8) satisfied.	0.14	7.13	0.000		Algorithm converged.	-0.017	0.017	1.00		Algorithm converged.	0.14	7.01	0.9965		1.00		Algorithm converged.	0.14	7.07
Nervous system disorders	Sciatica	Male	265	53.5	3	1.1	269	54.0	0	0.0		*	Quasi-complete separation of data points detected.				*	WARNING: Negative of Hessian not positive definite.			NE		Algorithm converged.	NE	NE	NE	0.0490	NE		Algorithm converged.	NE	NE
Nervous system disorders	Sciatica	Female	230	46.5	1	0.4	229	46.0	2	0.9	0.50		Convergence criterion (GCONV=1E-8) satisfied.	0.04	5.50	-0.004		Algorithm converged.	-0.019	0.010	0.50		Algorithm converged.	0.05	5.45	0.5679		2.01		Algorithm converged.	0.18	22.00
Nervous system disorders	Seizure	Male	265	53.5	0	0.0	269	54.0	1	0.4		*	Quasi-complete separation of data points detected.				*	ERROR: The mean parameter is either invalid or at a limit of its range for some observations.			0.00		Algorithm converged.	0.00	NE	0.9999	1.0000	>999.99		Algorithm converged.	0.00	NE
Nervous system disorders	Seizure	Female	230	46.5	0	0.0	229	46.0	1	0.4		*	Quasi-complete separation of data points detected.				*	WARNING: Negative of Hessian not positive definite.			0.00		Algorithm converged.	0.00	NE	0.9999		>999.99		Algorithm converged.	0.00	NE
Nervous system disorders	Sensory disturbance	Male	265	53.5	1	0.4	269	54.0	0	0.0		*	Quasi-complete separation of data points detected.				*	WARNING: Negative of Hessian not positive definite.			NE		Algorithm converged.	NE	NE	NE	NE	NE		Algorithm converged.	NE	NE
Nervous system disorders	Sensory disturbance	Female	230	46.5	0	0.0	229	46.0	0	0.0	NE			NE	NE	NE		NE	NE	NE	NE		NE	NE	NE	NE		NE		NE	NE	NE
Nervous system disorders	Speech disorder	Male	265	53.5	0	0.0	269	54.0	1	0.4		*	Quasi-complete separation of data points detected.				*	ERROR: The mean parameter is either invalid or at a limit of its range for some observations.			0.00		Algorithm converged.	0.00	NE	0.9999	NE	>999.99		Algorithm converged.	0.00	NE
Nervous system disorders	Speech disorder	Female	230	46.5	0	0.0	229	46.0	0	0.0	NE			NE	NE	NE		NE	NE	NE	NE		NE	NE	NE	NE		NE		NE	NE	NE
Nervous system disorders	Spinal cord compression	Male	265	53.5	1	0.4	269	54.0	0	0.0		*	Quasi-complete separation of data points detected.				*	WARNING: Negative of Hessian not positive definite.			NE		Algorithm converged.	NE	NE	NE	NE	NE		Algorithm converged.	NE	NE
Nervous system disorders	Spinal cord compression	Female	230	46.5	0	0.0	229	46.0	0	0.0	NE			NE	NE	NE		NE	NE	NE	NE		NE	NE	NE	NE		NE		NE	NE	NE
Nervous system disorders	Subdural hygroma	Male	265	53.5	1	0.4	269	54.0	0	0.0		*	Quasi-complete separation of data points detected.				*	WARNING: Negative of Hessian not positive definite.			NE		Algorithm converged.	NE	NE	NE	NE	NE		Algorithm converged.	NE	NE
Nervous system disorders	Subdural hygroma	Female	230	46.5	0	0.0	229	46.0	0	0.0	NE			NE	NE	NE		NE	NE	NE	NE		NE	NE	NE	NE		NE		NE	NE	NE
Nervous system disorders	Syncope	Male	265	53.5	5	1.9	269	54.0	4	1.5	1.27		Convergence criterion (GCONV=1E-8) satisfied.	0.34	4.80	0.004		Algorithm converged.	-0.018	0.026	1.27		Algorithm converged.	0.34	4.67	0.7204	0.5092	0.79		Algorithm converged.	0.21	2.90
Nervous system disorders	Syncope	Female	230	46.5	5	2.2	229	46.0	7	3.1	0.70		Convergence criterion (GCONV=1E-8) satisfied.	0.22	2.25	-0.009		Algorithm converged.	-0.038	0.020	0.71		Algorithm converged.	0.23	2.21	0.5554		1.41		Algorithm converged.	0.45	4.37
Nervous system disorders	Taste disorder	Male	265	53.5	6	2.3	269	54.0	3	1.1	2.05		Convergence criterion (GCONV=1E-8) satisfied.	0.51	8.30	0.011		Algorithm converged.	-0.010	0.033	2.03		Algorithm converged.	0.51	8.03	0.3130	0.3246	0.49		Algorithm converged.	0.12	1.95
Nervous system disorders	Taste disorder	Female	230	46.5	5	2.2	229	46.0	6	2.6	0.83		Convergence criterion (GCONV=1E-8) satisfied.	0.25	2.75	-0.004		Algorithm converged.	-0.032	0.024	0.83		Algorithm converged.	0.26	2.68	0.7550		1.21		Algorithm converged.	0.37	3.89
Nervous system disorders	Transient ischaemic attack	Male	265	53.5	0	0.0	269	54.0	1	0.4		*	Quasi-complete separation of data points detected.				*	ERROR: The mean parameter is either invalid or at a limit of its range for some observations.			0.00		Algorithm converged.	0.00	NE	0.9999	NE	>999.99		Algorithm converged.	0.00	NE
Nervous system disorders	Transient ischaemic attack	Female	230	46.5	0	0.0	229	46.0	0	0.0	NE			NE	NE	NE		NE	NE	NE	NE		NE	NE	NE	NE		NE		NE	NE	NE
Nervous system disorders	Tremor	Male	265	53.5	5	1.9	269	54.0	4	1.5	1.27		Convergence criterion (GCONV=1E-8) satisfied.	0.34	4.80	0.004		Algorithm converged.	-0.018	0.026	1.27		Algorithm converged.	0.34	4.67	0.7204	0.9642	0.79		Algorithm converged.	0.21	2.90
Nervous system disorders	Tremor	Female	230	46.5	4	1.7	229	46.0	3	1.3	1.33		Convergence criterion (GCONV=1E-8) satisfied.	0.30	6.02	0.004		Algorithm converged.	-0.018	0.027	1.33		Algorithm converged.	0.30	5.87	0.7086		0.75		Algorithm converged.	0.17	3.33
Nervous system disorders	VIth nerve disorder	Male	265	53.5	0	0.0	269	54.0	2	0.7		*	Quasi-complete separation of data points detected.				*	ERROR: The mean parameter is either invalid or at a limit of its range for some observations.			0.00		Algorithm converged.	0.00	NE	0.9999	NE	>999.99		Algorithm converged.	0.00	NE
Nervous system disorders	VIth nerve disorder	Female	230	46.5	0	0.0	229	46.0	0	0.0	NE			NE	NE	NE		NE	NE	NE	NE		NE	NE	NE	NE		NE		NE	NE	NE
Psychiatric disorders		Male	265	53.5	42	15.8	269	54.0	41	15.2	1.05		Convergence criterion (GCONV=1E-8) satisfied.	0.66	1.67	0.006		Algorithm converged.	-0.055	0.068	1.04		Algorithm converged.	0.70	1.54	0.8464	0.5202	0.96		Algorithm converged.	0.65	1.43
Psychiatric disorders		Female	230	46.5	44	19.1	229	46.0	35	15.3	1.31		Convergence criterion (GCONV=1E-8) satisfied.	0.81	2.13	0.038		Algorithm converged.	-0.030	0.107	1.25		Algorithm converged.	0.84	1.88	0.2767		0.80		Algorithm converged.	0.53	1.20
Psychiatric disorders	Adjustment disorder	Male	265	53.5	1	0.4	269	54.0	1	0.4	1.02		Convergence criterion (GCONV=1E-8) satisfied.	0.06	16.31	0.000		Algorithm converged.	-0.010	0.010	1.02		Algorithm converged.	0.06	16.14	0.9915	1.0000	0.99		Algorithm converged.	0.06	15.67
Psychiatric disorders	Adjustment disorder	Female	230	46.5	0	0.0	229	46.0	0	0.0	NE			NE	NE	NE		NE	NE	NE	NE		NE	NE	NE	NE		NE		NE	NE	NE
Psychiatric disorders	Adjustment disorder with anxiety	Male	265	53.5	0	0.0	269	54.0	0	0.0	NE			NE	NE	NE		NE	NE	NE	NE		NE	NE	NE	NE	NE	NE		NE	NE	NE
Psychiatric disorders	Adjustment disorder with anxiety	Female	230	46.5	1	0.4	229	46.0	0	0.0		*	Quasi-complete separation of data points detected.				*	WARNING: Negative of Hessian not positive definite.			NE		Algorithm converged.	NE	NE	NE		NE		Algorithm converged.	NE	NE
Psychiatric disorders	Affect lability	Male	265	53.5	0	0.0	269	54.0	1	0.4		*	Quasi-complete separation of data points detected.				*	ERROR: The mean parameter is either invalid or at a limit of its range for some observations.			0.00		Algorithm converged.	0.00	NE	0.9999	NE	>999.99		Algorithm converged.	0.00	NE
Psychiatric disorders	Affect lability	Female	230	46.5	0	0.0	229	46.0	0	0.0	NE			NE	NE	NE		NE	NE	NE	NE		NE	NE	NE	NE		NE		NE	NE	NE
Psychiatric disorders	Agitation	Male	265	53.5	2	0.8	269	54.0	3	1.1	0.67		Convergence criterion (GCONV=1E-8) satisfied.	0.11	4.07	-0.004		Algorithm converged.	-0.020	0.013	0.68		Algorithm converged.	0.11	4.02	0.6674	0.0503	1.48		Algorithm converged.	0.25	8.77
Psychiatric disorders	Agitation	Female	230	46.5	3	1.3	229	46.0	0	0.0		*	Quasi-complete separation of data points detected.				*	WARNING: Negative of Hessian not positive definite.			NE		Algorithm converged.	NE	NE	NE		NE		Algorithm converged.	NE	NE
Psychiatric disorders	Agoraphobia	Male	265	53.5	0	0.0	269	54.0	0	0.0	NE			NE	NE	NE		NE	NE	NE	NE		NE	NE	NE	NE	NE	NE		NE	NE	NE
Psychiatric disorders	Agoraphobia	Female	230	46.5	1	0.4	229	46.0	0	0.0		*	Quasi-complete separation of data points detected.				*	WARNING: Negative of Hessian not positive definite.			NE		Algorithm converged.	NE	NE	NE		NE		Algorithm converged.	NE	NE
Psychiatric disorders	Anxiety	Male	265	53.5	8	3.0	269	54.0	7	2.6	1.17		Convergence criterion (GCONV=1E-8) satisfied.	0.42	3.26	0.004		Algorithm converged.	-0.024	0.032	1.16		Algorithm converged.	0.43	3.15	0.7710	0.6980	0.86		Algorithm converged.	0.32	2.34
Psychiatric disorders	Anxiety	Female	230	46.5	8	3.5	229	46.0	9	3.9	0.88		Convergence criterion (GCONV=1E-8) satisfied.	0.33	2.32	-0.005		Algorithm converged.	-0.039	0.030	0.89		Algorithm converged.	0.35	2.25	0.7978		1.13		Algorithm converged.	0.44	2.88
Psychiatric disorders	Confusional state	Male	265	53.5	3	1.1	269	54.0	2	0.7	1.53		Convergence criterion (GCONV=1E-8) satisfied.	0.25	9.22	0.004		Algorithm converged.	-0.012	0.020	1.52		Algorithm converged.	0.26	9.04	0.6436	0.8594	0.66		Algorithm converged.	0.11	3.90
Psychiatric disorders	Confusional state	Female	230	46.5	2	0.9	229	46.0	1	0.4	2.00		Convergence criterion (GCONV=1E-8) satisfied.	0.18	22.21	0.004		Algorithm converged.	-0.010	0.019	1.99		Algorithm converged.	0.18	21.81	0.5727		0.50		Algorithm converged.	0.05	5.50
Psychiatric disorders	Delirium	Male	265	53.5	0	0.0	269	54.0	1	0.4		*	Quasi-complete separation of data points detected.				*	ERROR: The mean parameter is either invalid or at a limit of its range for some observations.			0.00		Algorithm converged.	0.00	NE	0.9999	0.0968	>999.99		Algorithm converged.	0.00	NE
Psychiatric disorders	Delirium	Female	230	46.5	1	0.4	229	46.0	0	0.0		*	Quasi-complete separation of data points detected.				*	WARNING: Negative of Hessian not positive definite.			NE		Algorithm converged.	NE	NE	NE		NE		Algorithm converged.	NE	NE
Psychiatric disorders	Depression	Male	265	53.5	3	1.1	269	54.0	2	0.7	1.53		Convergence criterion (GCONV=1E-8) satisfied.	0.25	9.22	0.004		Algorithm converged.	-0.012	0.020	1.52		Algorithm converged.	0.26	9.04	0.6436	0.8575	0.66		Algorithm converged.	0.11	3.90
Psychiatric disorders	Depression	Female	230	46.5	5	2.2	229	46.0	4	1.7	1.25		Convergence criterion (GCONV=1E-8) satisfied.	0.33	4.72	0.004		Algorithm converged.	-0.021	0.030	1.24		Algorithm converged.	0.34	4.58	0.7419		0.80		Algorithm converged.	0.22	2.95
Psychiatric disorders	Disorientation	Male	265	53.5	1	0.4	269	54.0	0	0.0		*	Quasi-complete separation of data points detected.				*	WARNING: Negative of Hessian not positive definite.			NE		Algorithm converged.	NE	NE	NE	1.0000	NE		Algorithm converged.	NE	NE
Psychiatric disorders	Disorientation	Female	230	46.5	1	0.4	229	46.0	0	0.0		*	Quasi-complete separation of data points detected.				*	WARNING: Negative of Hessian not positive definite.			NE		Algorithm converged.	NE	NE	NE		NE		Algorithm converged.	NE	NE
Psychiatric disorders	Emotional distress	Male	265	53.5	0	0.0	269	54.0	1	0.4		*	Quasi-complete separation of data points detected.				*	ERROR: The mean parameter is either invalid or at a limit of its range for some observations.			0.00		Algorithm converged.	0.00	NE	0.9999	NE	>999.99		Algorithm converged.	0.00	NE
Psychiatric disorders	Emotional distress	Female	230	46.5	0	0.0	229	46.0	0	0.0	NE			NE	NE	NE		NE	NE	NE	NE		NE	NE	NE	NE		NE		NE	NE	NE
Psychiatric disorders	Insomnia	Male	265	53.5	24	9.1	269	54.0	27	10.0	0.89		Convergence criterion (GCONV=1E-8) satisfied.	0.50	1.59	-0.010		Algorithm converged.	-0.060	0.040	0.90		Algorithm converged.	0.53	1.52	0.7001	0.4738	1.11		Algorithm converged.	0.66	1.87
Psychiatric disorders	Insomnia	Female	230	46.5	24	10.4	229	46.0	20	8.7	1.22		Convergence criterion (GCONV=1E-8) satisfied.	0.65	2.27	0.017		Algorithm converged.	-0.037	0.071	1.19		Algorithm converged.	0.68	2.10	0.5366		0.84		Algorithm converged.	0.48	1.47
Psychiatric disorders	Irritability	Male	265	53.5	1	0.4	269	54.0	1	0.4	1.02		Convergence criterion (GCONV=1E-8) satisfied.	0.06	16.31	0.000		Algorithm converged.	-0.010	0.010	1.02		Algorithm converged.	0.06	16.14	0.9915	0.7170	0.99		Algorithm converged.	0.06	15.67
Psychiatric disorders	Irritability	Female	230	46.5	2	0.9	229	46.0	1	0.4	2.00		Convergence criterion (GCONV=1E-8) satisfied.	0.18	22.21	0.004		Algorithm converged.	-0.010	0.019	1.99		Algorithm converged.	0.18	21.81	0.5727		0.50		Algorithm converged.	0.05	5.50
Psychiatric disorders	Libido decreased	Male	265	53.5	1	0.4	269	54.0	0	0.0		*	Quasi-complete separation of data points detected.				*	WARNING: Negative of Hessian not positive definite.			NE		Algorithm converged.	NE	NE	NE	NE	NE		Algorithm converged.	NE	NE
Psychiatric disorders	Libido decreased	Female	230	46.5	0	0.0	229	46.0	0	0.0	NE			NE	NE	NE		NE	NE	NE	NE		NE	NE	NE	NE		NE		NE	NE	NE
Psychiatric disorders	Mental disorder	Male	265	53.5	1	0.4	269	54.0	0	0.0		*	Quasi-complete separation of data points detected.				*	WARNING: Negative of Hessian not positive definite.			NE		Algorithm converged.	NE	NE	NE	NE	NE		Algorithm converged.	NE	NE
Psychiatric disorders	Mental disorder	Female	230	46.5	0	0.0	229	46.0	0	0.0	NE			NE	NE	NE		NE	NE	NE	NE		NE	NE	NE	NE		NE		NE	NE	NE
Psychiatric disorders	Mental status changes	Male	265	53.5	0	0.0	269	54.0	0	0.0	NE			NE	NE	NE		NE	NE	NE	NE		NE	NE	NE	NE	NE	NE		NE	NE	NE
Psychiatric disorders	Mental status changes	Female	230	46.5	2	0.9	229	46.0	0	0.0		*	Quasi-complete separation of data points detected.				*	WARNING: Negative of Hessian not positive definite.			NE		Algorithm converged.	NE	NE	NE		NE		Algorithm converged.	NE	NE
Psychiatric disorders	Mixed anxiety and depressive disorder	Male	265	53.5	0	0.0	269	54.0	0	0.0	NE			NE	NE	NE		NE	NE	NE	NE		NE	NE	NE	NE	1.0000	NE		NE	NE	NE
Psychiatric disorders	Mixed anxiety and depressive disorder	Female	230	46.5	1	0.4	229	46.0	1	0.4	1.00		Convergence criterion (GCONV=1E-8) satisfied.	0.06	16.01	0.000		Algorithm converged.	-0.012	0.012	1.00		Algorithm converged.	0.06	15.82	0.9975		1.00		Algorithm converged.	0.06	15.96
Psychiatric disorders	Mood altered	Male	265	53.5	1	0.4	269	54.0	0	0.0		*	Quasi-complete separation of data points detected.				*	WARNING: Negative of Hessian not positive definite.			NE		Algorithm converged.	NE	NE	NE	1.0000	NE		Algorithm converged.	NE	NE
Psychiatric disorders	Mood altered	Female	230	46.5	1	0.4	229	46.0	0	0.0		*	Quasi-complete separation of data points detected.				*	WARNING: Negative of Hessian not positive definite.			NE		Algorithm converged.	NE	NE	NE		NE		Algorithm converged.	NE	NE
Psychiatric disorders	Mood swings	Male	265	53.5	0	0.0	269	54.0	1	0.4		*	Quasi-complete separation of data points detected.				*	ERROR: The mean parameter is either invalid or at a limit of its range for some observations.			0.00		Algorithm converged.	0.00	NE	0.9999	NE	>999.99		Algorithm converged.	0.00	NE
Psychiatric disorders	Mood swings	Female	230	46.5	0	0.0	229	46.0	0	0.0	NE			NE	NE	NE		NE	NE	NE	NE		NE	NE	NE	NE		NE		NE	NE	NE
Psychiatric disorders	Panic disorder	Male	265	53.5	0	0.0	269	54.0	1	0.4		*	Quasi-complete separation of data points detected.				*	ERROR: The mean parameter is either invalid or at a limit of its range for some observations.			0.00		Algorithm converged.	0.00	NE	0.9999	NE	>999.99		Algorithm converged.	0.00	NE
Psychiatric disorders	Panic disorder	Female	230	46.5	0	0.0	229	46.0	0	0.0	NE			NE	NE	NE		NE	NE	NE	NE		NE	NE	NE	NE		NE		NE	NE	NE
Psychiatric disorders	Personality change	Male	265	53.5	0	0.0	269	54.0	0	0.0	NE			NE	NE	NE		NE	NE	NE	NE		NE	NE	NE	NE	NE	NE		NE	NE	NE
Psychiatric disorders	Personality change	Female	230	46.5	1	0.4	229	46.0	0	0.0		*	Quasi-complete separation of data points detected.				*	WARNING: Negative of Hessian not positive definite.			NE		Algorithm converged.	NE	NE	NE		NE		Algorithm converged.	NE	NE
Psychiatric disorders	Poor quality sleep	Male	265	53.5	1	0.4	269	54.0	0	0.0		*	Quasi-complete separation of data points detected.				*	WARNING: Negative of Hessian not positive definite.			NE		Algorithm converged.	NE	NE	NE	NE	NE		Algorithm converged.	NE	NE
Psychiatric disorders	Poor quality sleep	Female	230	46.5	0	0.0	229	46.0	0	0.0	NE			NE	NE	NE		NE	NE	NE	NE		NE	NE	NE	NE		NE		NE	NE	NE
Psychiatric disorders	Restlessness	Male	265	53.5	0	0.0	269	54.0	1	0.4		*	Quasi-complete separation of data points detected.				*	ERROR: The mean parameter is either invalid or at a limit of its range for some observations.			0.00		Algorithm converged.	0.00	NE	0.9999	NE	>999.99		Algorithm converged.	0.00	NE
Psychiatric disorders	Restlessness	Female	230	46.5	0	0.0	229	46.0	0	0.0	NE			NE	NE	NE		NE	NE	NE	NE		NE	NE	NE	NE		NE		NE	NE	NE
Psychiatric disorders	Sleep disorder	Male	265	53.5	1	0.4	269	54.0	1	0.4	1.02		Convergence criterion (GCONV=1E-8) satisfied.	0.06	16.31	0.000		Algorithm converged.	-0.010	0.010	1.02		Algorithm converged.	0.06	16.14	0.9915	0.5367	0.99		Algorithm converged.	0.06	15.67
Psychiatric disorders	Sleep disorder	Female	230	46.5	1	0.4	229	46.0	3	1.3	0.33		Convergence criterion (GCONV=1E-8) satisfied.	0.03	3.19	-0.009		Algorithm converged.	-0.026	0.008	0.33		Algorithm converged.	0.03	3.17	0.3379		3.01		Algorithm converged.	0.32	28.75
Psychiatric disorders	Stress	Male	265	53.5	1	0.4	269	54.0	0	0.0		*	Quasi-complete separation of data points detected.				*	WARNING: Negative of Hessian not positive definite.			NE		Algorithm converged.	NE	NE	NE	NE	NE		Algorithm converged.	NE	NE
Psychiatric disorders	Stress	Female	230	46.5	0	0.0	229	46.0	0	0.0	NE			NE	NE	NE		NE	NE	NE	NE		NE	NE	NE	NE		NE		NE	NE	NE
Psychiatric disorders	Suicidal ideation	Male	265	53.5	1	0.4	269	54.0	0	0.0		*	Quasi-complete separation of data points detected.				*	WARNING: Negative of Hessian not positive definite.			NE		Algorithm converged.	NE	NE	NE	NE	NE		Algorithm converged.	NE	NE
Psychiatric disorders	Suicidal ideation	Female	230	46.5	0	0.0	229	46.0	0	0.0	NE			NE	NE	NE		NE	NE	NE	NE		NE	NE	NE	NE		NE		NE	NE	NE
Renal and urinary disorders		Male	265	53.5	24	9.1	269	54.0	25	9.3	0.97		Convergence criterion (GCONV=1E-8) satisfied.	0.54	1.75	-0.002		Algorithm converged.	-0.051	0.047	0.97		Algorithm converged.	0.57	1.66	0.9244	0.0817	1.03		Algorithm converged.	0.60	1.75
Renal and urinary disorders		Female	230	46.5	28	12.2	229	46.0	14	6.1	2.13		Convergence criterion (GCONV=1E-8) satisfied.	1.09	4.16	0.061		Algorithm converged.	0.008	0.113	1.99		Algorithm converged.	1.08	3.68	0.0281		0.50		Algorithm converged.	0.27	0.93
Renal and urinary disorders	Acute kidney injury	Male	265	53.5	7	2.6	269	54.0	2	0.7	3.62		Convergence criterion (GCONV=1E-8) satisfied.	0.75	17.59	0.019		Algorithm converged.	-0.003	0.041	3.55		Algorithm converged.	0.74	16.95	0.1117	0.9333	0.28		Algorithm converged.	0.06	1.34
Renal and urinary disorders	Acute kidney injury	Female	230	46.5	4	1.7	229	46.0	1	0.4	4.04		Convergence criterion (GCONV=1E-8) satisfied.	0.45	36.38	0.013		Algorithm converged.	-0.006	0.032	3.98		Algorithm converged.	0.45	35.36	0.2148		0.25		Algorithm converged.	0.03	2.23
Renal and urinary disorders	Atonic urinary bladder	Male	265	53.5	0	0.0	269	54.0	0	0.0	NE			NE	NE	NE		NE	NE	NE	NE		NE	NE	NE	NE	NE	NE		NE	NE	NE
Renal and urinary disorders	Atonic urinary bladder	Female	230	46.5	1	0.4	229	46.0	0	0.0		*	Quasi-complete separation of data points detected.				*	WARNING: Negative of Hessian not positive definite.			NE		Algorithm converged.	NE	NE	NE		NE		Algorithm converged.	NE	NE
Renal and urinary disorders	Bladder spasm	Male	265	53.5	0	0.0	269	54.0	0	0.0	NE			NE	NE	NE		NE	NE	NE	NE		NE	NE	NE	NE	NE	NE		NE	NE	NE
Renal and urinary disorders	Bladder spasm	Female	230	46.5	1	0.4	229	46.0	0	0.0		*	Quasi-complete separation of data points detected.				*	WARNING: Negative of Hessian not positive definite.			NE		Algorithm converged.	NE	NE	NE		NE		Algorithm converged.	NE	NE
Renal and urinary disorders	Chromaturia	Male	265	53.5	0	0.0	269	54.0	0	0.0	NE			NE	NE	NE		NE	NE	NE	NE		NE	NE	NE	NE	NE	NE		NE	NE	NE
Renal and urinary disorders	Chromaturia	Female	230	46.5	1	0.4	229	46.0	0	0.0		*	Quasi-complete separation of data points detected.				*	WARNING: Negative of Hessian not positive definite.			NE		Algorithm converged.	NE	NE	NE		NE		Algorithm converged.	NE	NE
Renal and urinary disorders	Chronic kidney disease	Male	265	53.5	1	0.4	269	54.0	0	0.0		*	Quasi-complete separation of data points detected.				*	WARNING: Negative of Hessian not positive definite.			NE		Algorithm converged.	NE	NE	NE	0.3029	NE		Algorithm converged.	NE	NE
Renal and urinary disorders	Chronic kidney disease	Female	230	46.5	1	0.4	229	46.0	1	0.4	1.00		Convergence criterion (GCONV=1E-8) satisfied.	0.06	16.01	0.000		Algorithm converged.	-0.012	0.012	1.00		Algorithm converged.	0.06	15.82	0.9975		1.00		Algorithm converged.	0.06	15.96
Renal and urinary disorders	Cystitis haemorrhagic	Male	265	53.5	0	0.0	269	54.0	0	0.0	NE			NE	NE	NE		NE	NE	NE	NE		NE	NE	NE	NE	NE	NE		NE	NE	NE
Renal and urinary disorders	Cystitis haemorrhagic	Female	230	46.5	0	0.0	229	46.0	1	0.4		*	Quasi-complete separation of data points detected.				*	WARNING: Negative of Hessian not positive definite.			0.00		Algorithm converged.	0.00	NE	0.9999		>999.99		Algorithm converged.	0.00	NE
Renal and urinary disorders	Cystitis noninfective	Male	265	53.5	1	0.4	269	54.0	1	0.4	1.02		Convergence criterion (GCONV=1E-8) satisfied.	0.06	16.31	0.000		Algorithm converged.	-0.010	0.010	1.02		Algorithm converged.	0.06	16.14	0.9915	1.0000	0.99		Algorithm converged.	0.06	15.67
Renal and urinary disorders	Cystitis noninfective	Female	230	46.5	0	0.0	229	46.0	0	0.0	NE			NE	NE	NE		NE	NE	NE	NE		NE	NE	NE	NE		NE		NE	NE	NE
Renal and urinary disorders	Dysuria	Male	265	53.5	7	2.6	269	54.0	6	2.2	1.19		Convergence criterion (GCONV=1E-8) satisfied.	0.39	3.59	0.004		Algorithm converged.	-0.022	0.030	1.18		Algorithm converged.	0.40	3.48	0.7583	0.5225	0.84		Algorithm converged.	0.29	2.48
Renal and urinary disorders	Dysuria	Female	230	46.5	8	3.5	229	46.0	4	1.7	2.03		Convergence criterion (GCONV=1E-8) satisfied.	0.60	6.83	0.017		Algorithm converged.	-0.012	0.046	1.99		Algorithm converged.	0.61	6.52	0.2551		0.50		Algorithm converged.	0.15	1.64
Renal and urinary disorders	Haematuria	Male	265	53.5	2	0.8	269	54.0	4	1.5	0.50		Convergence criterion (GCONV=1E-8) satisfied.	0.09	2.77	-0.007		Algorithm converged.	-0.025	0.011	0.51		Algorithm converged.	0.09	2.75	0.4313	0.0640	1.97		Algorithm converged.	0.36	10.67
Renal and urinary disorders	Haematuria	Female	230	46.5	2	0.9	229	46.0	0	0.0		*	Quasi-complete separation of data points detected.				*	WARNING: Negative of Hessian not positive definite.			NE		Algorithm converged.	NE	NE	NE		NE		Algorithm converged.	NE	NE
Renal and urinary disorders	Hydronephrosis	Male	265	53.5	0	0.0	269	54.0	0	0.0	NE			NE	NE	NE		NE	NE	NE	NE		NE	NE	NE	NE	NE	NE		NE	NE	NE
Renal and urinary disorders	Hydronephrosis	Female	230	46.5	1	0.4	229	46.0	0	0.0		*	Quasi-complete separation of data points detected.				*	WARNING: Negative of Hessian not positive definite.			NE		Algorithm converged.	NE	NE	NE		NE		Algorithm converged.	NE	NE
Renal and urinary disorders	Micturition urgency	Male	265	53.5	2	0.8	269	54.0	1	0.4	2.04		Convergence criterion (GCONV=1E-8) satisfied.	0.18	22.61	0.004		Algorithm converged.	-0.009	0.017	2.03		Algorithm converged.	0.19	22.26	0.5622	0.2099	0.49		Algorithm converged.	0.04	5.40
Renal and urinary disorders	Micturition urgency	Female	230	46.5	3	1.3	229	46.0	0	0.0		*	Quasi-complete separation of data points detected.				*	WARNING: Negative of Hessian not positive definite.			NE		Algorithm converged.	NE	NE	NE		NE		Algorithm converged.	NE	NE
Renal and urinary disorders	Nephrolithiasis	Male	265	53.5	1	0.4	269	54.0	0	0.0		*	Quasi-complete separation of data points detected.				*	WARNING: Negative of Hessian not positive definite.			NE		Algorithm converged.	NE	NE	NE	NE	NE		Algorithm converged.	NE	NE
Renal and urinary disorders	Nephrolithiasis	Female	230	46.5	0	0.0	229	46.0	0	0.0	NE			NE	NE	NE		NE	NE	NE	NE		NE	NE	NE	NE		NE		NE	NE	NE
Renal and urinary disorders	Nocturia	Male	265	53.5	1	0.4	269	54.0	3	1.1	0.34		Convergence criterion (GCONV=1E-8) satisfied.	0.03	3.25	-0.007		Algorithm converged.	-0.022	0.007	0.34		Algorithm converged.	0.04	3.23	0.3467	0.0514	2.96		Algorithm converged.	0.31	28.23
Renal and urinary disorders	Nocturia	Female	230	46.5	2	0.9	229	46.0	0	0.0		*	Quasi-complete separation of data points detected.				*	WARNING: Negative of Hessian not positive definite.			NE		Algorithm converged.	NE	NE	NE		NE		Algorithm converged.	NE	NE
Renal and urinary disorders	Oliguria	Male	265	53.5	1	0.4	269	54.0	0	0.0		*	Quasi-complete separation of data points detected.				*	WARNING: Negative of Hessian not positive definite.			NE		Algorithm converged.	NE	NE	NE	0.0945	NE		Algorithm converged.	NE	NE
Renal and urinary disorders	Oliguria	Female	230	46.5	0	0.0	229	46.0	1	0.4		*	Quasi-complete separation of data points detected.				*	WARNING: Negative of Hessian not positive definite.			0.00		Algorithm converged.	0.00	NE	0.9999		>999.99		Algorithm converged.	0.00	NE
Renal and urinary disorders	Pollakiuria	Male	265	53.5	1	0.4	269	54.0	3	1.1	0.34		Convergence criterion (GCONV=1E-8) satisfied.	0.03	3.25	-0.007		Algorithm converged.	-0.022	0.007	0.34		Algorithm converged.	0.04	3.23	0.3467	0.2687	2.96		Algorithm converged.	0.31	28.23
Renal and urinary disorders	Pollakiuria	Female	230	46.5	2	0.9	229	46.0	1	0.4	2.00		Convergence criterion (GCONV=1E-8) satisfied.	0.18	22.21	0.004		Algorithm converged.	-0.010	0.019	1.99		Algorithm converged.	0.18	21.81	0.5727		0.50		Algorithm converged.	0.05	5.50
Renal and urinary disorders	Polyuria	Male	265	53.5	0	0.0	269	54.0	1	0.4		*	Quasi-complete separation of data points detected.				*	ERROR: The mean parameter is either invalid or at a limit of its range for some observations.			0.00		Algorithm converged.	0.00	NE	0.9999	0.0968	>999.99		Algorithm converged.	0.00	NE
Renal and urinary disorders	Polyuria	Female	230	46.5	1	0.4	229	46.0	0	0.0		*	Quasi-complete separation of data points detected.				*	WARNING: Negative of Hessian not positive definite.			NE		Algorithm converged.	NE	NE	NE		NE		Algorithm converged.	NE	NE
Renal and urinary disorders	Proteinuria	Male	265	53.5	0	0.0	269	54.0	1	0.4		*	Quasi-complete separation of data points detected.				*	ERROR: The mean parameter is either invalid or at a limit of its range for some observations.			0.00		Algorithm converged.	0.00	NE	0.9999	NE	>999.99		Algorithm converged.	0.00	NE
Renal and urinary disorders	Proteinuria	Female	230	46.5	0	0.0	229	46.0	0	0.0	NE			NE	NE	NE		NE	NE	NE	NE		NE	NE	NE	NE		NE		NE	NE	NE
Renal and urinary disorders	Renal colic	Male	265	53.5	0	0.0	269	54.0	1	0.4		*	Quasi-complete separation of data points detected.				*	ERROR: The mean parameter is either invalid or at a limit of its range for some observations.			0.00		Algorithm converged.	0.00	NE	0.9999	NE	>999.99		Algorithm converged.	0.00	NE
Renal and urinary disorders	Renal colic	Female	230	46.5	0	0.0	229	46.0	0	0.0	NE			NE	NE	NE		NE	NE	NE	NE		NE	NE	NE	NE		NE		NE	NE	NE
Renal and urinary disorders	Renal failure	Male	265	53.5	1	0.4	269	54.0	3	1.1	0.34		Convergence criterion (GCONV=1E-8) satisfied.	0.03	3.25	-0.007		Algorithm converged.	-0.022	0.007	0.34		Algorithm converged.	0.04	3.23	0.3467	0.5508	2.96		Algorithm converged.	0.31	28.23

Renal and urinary disorders	Renal failure	Female	230	46.5	1	0.4	229	46.0	1	0.4	1.00		Convergence criterion (GCONV=1E-8) satisfied.	0.06	16.01	0.000		Algorithm converged.	-0.012	0.012	1.00		Algorithm converged.	0.06	15.82	0.9975		1.00		Algorithm converged.	0.06	15.96
Renal and urinary disorders	Renal impairment	Male	265	53.5	1	0.4	269	54.0	1	0.4	1.02		Convergence criterion (GCONV=1E-8) satisfied.	0.06	16.31	0.000		Algorithm converged.	-0.010	0.010	1.02		Algorithm converged.	0.06	16.14	0.9915	1.0000	0.99		Algorithm converged.	0.06	15.67
Renal and urinary disorders	Renal impairment	Female	230	46.5	0	0.0	229	46.0	0	0.0	NE			NE	NE	NE		NE	NE	NE	NE		NE	NE	NE	NE		NE		NE	NE	NE
Renal and urinary disorders	Renal pain	Male	265	53.5	0	0.0	269	54.0	0	0.0	NE			NE	NE	NE		NE	NE	NE	NE		NE	NE	NE	NE	NE	NE		NE	NE	NE
Renal and urinary disorders	Renal pain	Female	230	46.5	0	0.0	229	46.0	1	0.4		*	Quasi-complete separation of data points detected.				*	WARNING: Negative of Hessian not positive definite.			0.00		Algorithm converged.	0.00	NE	0.9999		>999.99		Algorithm converged.	0.00	NE
Renal and urinary disorders	Urge incontinence	Male	265	53.5	1	0.4	269	54.0	0	0.0		*	Quasi-complete separation of data points detected.				*	WARNING: Negative of Hessian not positive definite.			NE		Algorithm converged.	NE	NE	NE	NE	NE		Algorithm converged.	NE	NE
Renal and urinary disorders	Urge incontinence	Female	230	46.5	0	0.0	229	46.0	0	0.0	NE			NE	NE	NE		NE	NE	NE	NE		NE	NE	NE	NE		NE		NE	NE	NE
Renal and urinary disorders	Urinary incontinence	Male	265	53.5	0	0.0	269	54.0	0	0.0	NE			NE	NE	NE		NE	NE	NE	NE		NE	NE	NE	NE	1.0000	NE		NE	NE	NE
Renal and urinary disorders	Urinary incontinence	Female	230	46.5	1	0.4	229	46.0	2	0.9	0.50		Convergence criterion (GCONV=1E-8) satisfied.	0.04	5.50	-0.004		Algorithm converged.	-0.019	0.010	0.50		Algorithm converged.	0.05	5.45	0.5679		2.01		Algorithm converged.	0.18	22.00
Renal and urinary disorders	Urinary retention	Male	265	53.5	1	0.4	269	54.0	5	1.9	0.20		Convergence criterion (GCONV=1E-8) satisfied.	0.02	1.72	-0.015		Algorithm converged.	-0.033	0.003	0.20		Algorithm converged.	0.02	1.73	0.1443	0.1372	4.93		Algorithm converged.	0.58	41.88
Renal and urinary disorders	Urinary retention	Female	230	46.5	2	0.9	229	46.0	1	0.4	2.00		Convergence criterion (GCONV=1E-8) satisfied.	0.18	22.21	0.004		Algorithm converged.	-0.010	0.019	1.99		Algorithm converged.	0.18	21.81	0.5727		0.50		Algorithm converged.	0.05	5.50
Renal and urinary disorders	Urinary tract disorder	Male	265	53.5	0	0.0	269	54.0	0	0.0	NE			NE	NE	NE		NE	NE	NE	NE		NE	NE	NE	NE	NE	NE		NE	NE	NE
Renal and urinary disorders	Urinary tract disorder	Female	230	46.5	0	0.0	229	46.0	1	0.4		*	Quasi-complete separation of data points detected.				*	WARNING: Negative of Hessian not positive definite.			0.00		Algorithm converged.	0.00	NE	0.9999		>999.99		Algorithm converged.	0.00	NE
Renal and urinary disorders	Urinary tract obstruction	Male	265	53.5	0	0.0	269	54.0	1	0.4		*	Quasi-complete separation of data points detected.				*	ERROR: The mean parameter is either invalid or at a limit of its range for some observations.			0.00		Algorithm converged.	0.00	NE	0.9999	NE	>999.99		Algorithm converged.	0.00	NE
Renal and urinary disorders	Urinary tract obstruction	Female	230	46.5	0	0.0	229	46.0	0	0.0	NE			NE	NE	NE		NE	NE	NE	NE		NE	NE	NE	NE		NE		NE	NE	NE
Renal and urinary disorders	Urinary tract pain	Male	265	53.5	0	0.0	269	54.0	1	0.4		*	Quasi-complete separation of data points detected.				*	ERROR: The mean parameter is either invalid or at a limit of its range for some observations.			0.00		Algorithm converged.	0.00	NE	0.9999	0.3089	>999.99		Algorithm converged.	0.00	NE
Renal and urinary disorders	Urinary tract pain	Female	230	46.5	1	0.4	229	46.0	1	0.4	1.00		Convergence criterion (GCONV=1E-8) satisfied.	0.06	16.01	0.000		Algorithm converged.	-0.012	0.012	1.00		Algorithm converged.	0.06	15.82	0.9975		1.00		Algorithm converged.	0.06	15.96
Renal and urinary disorders	Urine flow decreased	Male	265	53.5	0	0.0	269	54.0	1	0.4		*	Quasi-complete separation of data points detected.				*	ERROR: The mean parameter is either invalid or at a limit of its range for some observations.			0.00		Algorithm converged.	0.00	NE	0.9999	NE	>999.99		Algorithm converged.	0.00	NE
Renal and urinary disorders	Urine flow decreased	Female	230	46.5	0	0.0	229	46.0	0	0.0	NE			NE	NE	NE		NE	NE	NE	NE		NE	NE	NE	NE		NE		NE	NE	NE
Reproductive system and breast disorders		Male	265	53.5	2	0.8	269	54.0	4	1.5	0.50		Convergence criterion (GCONV=1E-8) satisfied.	0.09	2.77	-0.007		Algorithm converged.	-0.025	0.011	0.51		Algorithm converged.	0.09	2.75	0.4313	0.3711	1.97		Algorithm converged.	0.36	10.67
Reproductive system and breast disorders		Female	230	46.5	15	6.5	229	46.0	13	5.7	1.16		Convergence criterion (GCONV=1E-8) satisfied.	0.54	2.49	0.008		Algorithm converged.	-0.035	0.052	1.15		Algorithm converged.	0.56	2.36	0.7056		0.87		Algorithm converged.	0.42	1.79
Reproductive system and breast disorders	Amenorrhoea	Male	265	53.5	0	0.0	269	54.0	0	0.0	NE			NE	NE	NE		NE	NE	NE	NE		NE	NE	NE	NE	NE	NE		NE	NE	NE
Reproductive system and breast disorders	Amenorrhoea	Female	230	46.5	3	1.3	229	46.0	0	0.0		*	Quasi-complete separation of data points detected.				*	WARNING: Negative of Hessian not positive definite.			NE		Algorithm converged.	NE	NE	NE		NE		Algorithm converged.	NE	NE
Reproductive system and breast disorders	Benign prostatic hyperplasia	Male	265	53.5	0	0.0	269	54.0	1	0.4		*	Quasi-complete separation of data points detected.				*	ERROR: The mean parameter is either invalid or at a limit of its range for some observations.			0.00		Algorithm converged.	0.00	NE	0.9999	NE	>999.99		Algorithm converged.	0.00	NE
Reproductive system and breast disorders	Benign prostatic hyperplasia	Female	230	46.5	0	0.0	229	46.0	0	0.0	NE			NE	NE	NE		NE	NE	NE	NE		NE	NE	NE	NE		NE		NE	NE	NE
Reproductive system and breast disorders	Breast pain	Male	265	53.5	0	0.0	269	54.0	0	0.0	NE			NE	NE	NE		NE	NE	NE	NE		NE	NE	NE	NE	NE	NE		NE	NE	NE
Reproductive system and breast disorders	Breast pain	Female	230	46.5	2	0.9	229	46.0	0	0.0		*	Quasi-complete separation of data points detected.				*	WARNING: Negative of Hessian not positive definite.			NE		Algorithm converged.	NE	NE	NE		NE		Algorithm converged.	NE	NE
Reproductive system and breast disorders	Erectile dysfunction	Male	265	53.5	0	0.0	269	54.0	1	0.4		*	Quasi-complete separation of data points detected.				*	ERROR: The mean parameter is either invalid or at a limit of its range for some observations.			0.00		Algorithm converged.	0.00	NE	0.9999	NE	>999.99		Algorithm converged.	0.00	NE
Reproductive system and breast disorders	Erectile dysfunction	Female	230	46.5	0	0.0	229	46.0	0	0.0	NE			NE	NE	NE		NE	NE	NE	NE		NE	NE	NE	NE		NE		NE	NE	NE
Reproductive system and breast disorders	Female genital tract fistula	Male	265	53.5	0	0.0	269	54.0	0	0.0	NE			NE	NE	NE		NE	NE	NE	NE		NE	NE	NE	NE	NE	NE		NE	NE	NE
Reproductive system and breast disorders	Female genital tract fistula	Female	230	46.5	1	0.4	229	46.0	0	0.0		*	Quasi-complete separation of data points detected.				*	WARNING: Negative of Hessian not positive definite.			NE		Algorithm converged.	NE	NE	NE		NE		Algorithm converged.	NE	NE
Reproductive system and breast disorders	Genital discharge	Male	265	53.5	0	0.0	269	54.0	0	0.0	NE			NE	NE	NE		NE	NE	NE	NE		NE	NE	NE	NE	NE	NE		NE	NE	NE
Reproductive system and breast disorders	Genital discharge	Female	230	46.5	0	0.0	229	46.0	1	0.4		*	Quasi-complete separation of data points detected.				*	WARNING: Negative of Hessian not positive definite.			0.00		Algorithm converged.	0.00	NE	0.9999		>999.99		Algorithm converged.	0.00	NE
Reproductive system and breast disorders	Genital haemorrhage	Male	265	53.5	0	0.0	269	54.0	0	0.0	NE			NE	NE	NE		NE	NE	NE	NE		NE	NE	NE	NE	NE	NE		NE	NE	NE
Reproductive system and breast disorders	Genital haemorrhage	Female	230	46.5	0	0.0	229	46.0	1	0.4		*	Quasi-complete separation of data points detected.				*	WARNING: Negative of Hessian not positive definite.			0.00		Algorithm converged.	0.00	NE	0.9999		>999.99		Algorithm converged.	0.00	NE
Reproductive system and breast disorders	Intermenstrual bleeding	Male	265	53.5	0	0.0	269	54.0	0	0.0	NE			NE	NE	NE		NE	NE	NE	NE		NE	NE	NE	NE	NE	NE		NE	NE	NE
Reproductive system and breast disorders	Intermenstrual bleeding	Female	230	46.5	1	0.4	229	46.0	0	0.0		*	Quasi-complete separation of data points detected.				*	WARNING: Negative of Hessian not positive definite.			NE		Algorithm converged.	NE	NE	NE		NE		Algorithm converged.	NE	NE
Reproductive system and breast disorders	Menopausal symptoms	Male	265	53.5	0	0.0	269	54.0	0	0.0	NE			NE	NE	NE		NE	NE	NE	NE		NE	NE	NE	NE	1.0000	NE		NE	NE	NE
Reproductive system and breast disorders	Menopausal symptoms	Female	230	46.5	1	0.4	229	46.0	1	0.4	1.00		Convergence criterion (GCONV=1E-8) satisfied.	0.06	16.01	0.000		Algorithm converged.	-0.012	0.012	1.00		Algorithm converged.	0.06	15.82	0.9975		1.00		Algorithm converged.	0.06	15.96
Reproductive system and breast disorders	Menstruation irregular	Male	265	53.5	0	0.0	269	54.0	0	0.0	NE			NE	NE	NE		NE	NE	NE	NE		NE	NE	NE	NE	NE	NE		NE	NE	NE
Reproductive system and breast disorders	Menstruation irregular	Female	230	46.5	0	0.0	229	46.0	2	0.9		*	Quasi-complete separation of data points detected.				*	WARNING: Negative of Hessian not positive definite.			0.00		Algorithm converged.	0.00	NE	0.9999		>999.99		Algorithm converged.	0.00	NE
Reproductive system and breast disorders	Pelvic pain	Male	265	53.5	0	0.0	269	54.0	1	0.4		*	Quasi-complete separation of data points detected.				*	ERROR: The mean parameter is either invalid or at a limit of its range for some observations.			0.00		Algorithm converged.	0.00	NE	0.9999	0.3436	>999.99		Algorithm converged.	0.00	NE
Reproductive system and breast disorders	Pelvic pain	Female	230	46.5	2	0.9	229	46.0	3	1.3	0.66		Convergence criterion (GCONV=1E-8) satisfied.	0.11	3.99	-0.004		Algorithm converged.	-0.023	0.015	0.66		Algorithm converged.	0.11	3.94	0.6518		1.51		Algorithm converged.	0.25	8.93
Reproductive system and breast disorders	Perineal rash	Male	265	53.5	0	0.0	269	54.0	0	0.0	NE			NE	NE	NE		NE	NE	NE	NE		NE	NE	NE	NE	NE	NE		NE	NE	NE
Reproductive system and breast disorders	Perineal rash	Female	230	46.5	1	0.4	229	46.0	0	0.0		*	Quasi-complete separation of data points detected.				*	WARNING: Negative of Hessian not positive definite.			NE		Algorithm converged.	NE	NE	NE		NE		Algorithm converged.	NE	NE
Reproductive system and breast disorders	Prostatitis	Male	265	53.5	1	0.4	269	54.0	1	0.4	1.02		Convergence criterion (GCONV=1E-8) satisfied.	0.06	16.31	0.000		Algorithm converged.	-0.010	0.010	1.02		Algorithm converged.	0.06	16.14	0.9915	1.0000	0.99		Algorithm converged.	0.06	15.67
Reproductive system and breast disorders	Prostatitis	Female	230	46.5	0	0.0	229	46.0	0	0.0	NE			NE	NE	NE		NE	NE	NE	NE		NE	NE	NE	NE		NE		NE	NE	NE
Reproductive system and breast disorders	Pruritus genital	Male	265	53.5	1	0.4	269	54.0	0	0.0		*	Quasi-complete separation of data points detected.				*	WARNING: Negative of Hessian not positive definite.			NE		Algorithm converged.	NE	NE	NE	NE	NE		Algorithm converged.	NE	NE
Reproductive system and breast disorders	Pruritus genital	Female	230	46.5	0	0.0	229	46.0	0	0.0	NE			NE	NE	NE		NE	NE	NE	NE		NE	NE	NE	NE		NE		NE	NE	NE
Reproductive system and breast disorders	Scrotal pain	Male	265	53.5	0	0.0	269	54.0	1	0.4		*	Quasi-complete separation of data points detected.				*	ERROR: The mean parameter is either invalid or at a limit of its range for some observations.			0.00		Algorithm converged.	0.00	NE	0.9999	NE	>999.99		Algorithm converged.	0.00	NE
Reproductive system and breast disorders	Scrotal pain	Female	230	46.5	0	0.0	229	46.0	0	0.0	NE			NE	NE	NE		NE	NE	NE	NE		NE	NE	NE	NE		NE		NE	NE	NE
Reproductive system and breast disorders	Uterine pain	Male	265	53.5	0	0.0	269	54.0	0	0.0	NE			NE	NE	NE		NE	NE	NE	NE		NE	NE	NE	NE	NE	NE		NE	NE	NE
Reproductive system and breast disorders	Uterine pain	Female	230	46.5	1	0.4	229	46.0	0	0.0		*	Quasi-complete separation of data points detected.				*	WARNING: Negative of Hessian not positive definite.			NE		Algorithm converged.	NE	NE	NE		NE		Algorithm converged.	NE	NE
Reproductive system and breast disorders	Vaginal fistula	Male	265	53.5	0	0.0	269	54.0	0	0.0	NE			NE	NE	NE		NE	NE	NE	NE		NE	NE	NE	NE	NE	NE		NE	NE	NE
Reproductive system and breast disorders	Vaginal fistula	Female	230	46.5	0	0.0	229	46.0	1	0.4		*	Quasi-complete separation of data points detected.				*	WARNING: Negative of Hessian not positive definite.			0.00		Algorithm converged.	0.00	NE	0.9999		>999.99		Algorithm converged.	0.00	NE
Reproductive system and breast disorders	Vaginal haemorrhage	Male	265	53.5	0	0.0	269	54.0	0	0.0	NE			NE	NE	NE		NE	NE	NE	NE		NE	NE	NE	NE	1.0000	NE		NE	NE	NE
Reproductive system and breast disorders	Vaginal haemorrhage	Female	230	46.5	2	0.9	229	46.0	1	0.4	2.00		Convergence criterion (GCONV=1E-8) satisfied.	0.18	22.21	0.004		Algorithm converged.	-0.010	0.019	1.99		Algorithm converged.	0.18	21.81	0.5727		0.50		Algorithm converged.	0.05	5.50
Reproductive system and breast disorders	Vulvovaginal dryness	Male	265	53.5	0	0.0	269	54.0	0	0.0	NE			NE	NE	NE		NE	NE	NE	NE		NE	NE	NE	NE	1.0000	NE		NE	NE	NE
Reproductive system and breast disorders	Vulvovaginal dryness	Female	230	46.5	2	0.9	229	46.0	1	0.4	2.00		Convergence criterion (GCONV=1E-8) satisfied.	0.18	22.21	0.004		Algorithm converged.	-0.010	0.019	1.99		Algorithm converged.	0.18	21.81	0.5727		0.50		Algorithm converged.	0.05	5.50
Reproductive system and breast disorders	Vulvovaginal inflammation	Male	265	53.5	0	0.0	269	54.0	0	0.0	NE			NE	NE	NE		NE	NE	NE	NE		NE	NE	NE	NE	NE	NE		NE	NE	NE
Reproductive system and breast disorders	Vulvovaginal inflammation	Female	230	46.5	1	0.4	229	46.0	0	0.0		*	Quasi-complete separation of data points detected.				*	WARNING: Negative of Hessian not positive definite.			NE		Algorithm converged.	NE	NE	NE		NE		Algorithm converged.	NE	NE
Reproductive system and breast disorders	Vulvovaginal pruritus	Male	265	53.5	0	0.0	269	54.0	0	0.0	NE			NE	NE	NE		NE	NE	NE	NE		NE	NE	NE	NE	1.0000	NE		NE	NE	NE
Reproductive system and breast disorders	Vulvovaginal pruritus	Female	230	46.5	1	0.4	229	46.0	3	1.3	0.33		Convergence criterion (GCONV=1E-8) satisfied.	0.03	3.19	-0.009		Algorithm converged.	-0.026	0.008	0.33		Algorithm converged.	0.03	3.17	0.3379		3.01		Algorithm converged.	0.32	28.75
Respiratory, thoracic and mediastinal disorders		Male	265	53.5	105	39.6	269	54.0	91	33.8	1.28		Convergence criterion (GCONV=1E-8) satisfied.	0.90	1.83	0.058		Algorithm converged.	-0.024	0.140	1.17		Algorithm converged.	0.94	1.46	0.1660	0.2911	0.85		Algorithm converged.	0.68	1.07
Respiratory, thoracic and mediastinal disorders		Female	230	46.5	87	37.8	229	46.0	88	38.4	0.97		Convergence criterion (GCONV=1E-8) satisfied.	0.67	1.42	-0.006		Algorithm converged.	-0.095	0.083	0.98		Algorithm converged.	0.78	1.24	0.8944		1.02		Algorithm converged.	0.80	1.28
Respiratory, thoracic and mediastinal disorders	Acute respiratory distress syndrome	Male	265	53.5	0	0.0	269	54.0	1	0.4		*	Quasi-complete separation of data points detected.				*	ERROR: The mean parameter is either invalid or at a limit of its range for some observations.			0.00		Algorithm converged.	0.00	NE	0.9999	NE	>999.99		Algorithm converged.	0.00	NE
Respiratory, thoracic and mediastinal disorders	Acute respiratory distress syndrome	Female	230	46.5	0	0.0	229	46.0	0	0.0	NE			NE	NE	NE		NE	NE	NE	NE		NE	NE	NE	NE		NE		NE	NE	NE
Respiratory, thoracic and mediastinal disorders	Acute respiratory failure	Male	265	53.5	0	0.0	269	54.0	1	0.4		*	Quasi-complete separation of data points detected.				*	ERROR: The mean parameter is either invalid or at a limit of its range for some observations.			0.00		Algorithm converged.	0.00	NE	0.9999	NE	>999.99		Algorithm converged.	0.00	NE
Respiratory, thoracic and mediastinal disorders	Acute respiratory failure	Female	230	46.5	0	0.0	229	46.0	0	0.0	NE			NE	NE	NE		NE	NE	NE	NE		NE	NE	NE	NE		NE		NE	NE	NE
Respiratory, thoracic and mediastinal disorders	Allergic cough	Male	265	53.5	1	0.4	269	54.0	0	0.0		*	Quasi-complete separation of data points detected.				*	WARNING: Negative of Hessian not positive definite.			NE		Algorithm converged.	NE	NE	NE	NE	NE		Algorithm converged.	NE	NE
Respiratory, thoracic and mediastinal disorders	Allergic cough	Female	230	46.5	0	0.0	229	46.0	0	0.0	NE			NE	NE	NE		NE	NE	NE	NE		NE	NE	NE	NE		NE		NE	NE	NE
Respiratory, thoracic and mediastinal disorders	Aphonia	Male	265	53.5	0	0.0	269	54.0	1	0.4		*	Quasi-complete separation of data points detected.				*	ERROR: The mean parameter is either invalid or at a limit of its range for some observations.			0.00		Algorithm converged.	0.00	NE	0.9999	NE	>999.99		Algorithm converged.	0.00	NE
Respiratory, thoracic and mediastinal disorders	Aphonia	Female	230	46.5	0	0.0	229	46.0	0	0.0	NE			NE	NE	NE		NE	NE	NE	NE		NE	NE	NE	NE		NE		NE	NE	NE
Respiratory, thoracic and mediastinal disorders	Asthma	Male	265	53.5	1	0.4	269	54.0	0	0.0		*	Quasi-complete separation of data points detected.				*	WARNING: Negative of Hessian not positive definite.			NE		Algorithm converged.	NE	NE	NE	0.0945	NE		Algorithm converged.	NE	NE
Respiratory, thoracic and mediastinal disorders	Asthma	Female	230	46.5	0	0.0	229	46.0	1	0.4		*	Quasi-complete separation of data points detected.				*	WARNING: Negative of Hessian not positive definite.			0.00		Algorithm converged.	0.00	NE	0.9999		>999.99		Algorithm converged.	0.00	NE
Respiratory, thoracic and mediastinal disorders	Atelectasis	Male	265	53.5	0	0.0	269	54.0	1	0.4		*	Quasi-complete separation of data points detected.				*	ERROR: The mean parameter is either invalid or at a limit of its range for some observations.			0.00		Algorithm converged.	0.00	NE	0.9999	0.0968	>999.99		Algorithm converged.	0.00	NE
Respiratory, thoracic and mediastinal disorders	Atelectasis	Female	230	46.5	1	0.4	229	46.0	0	0.0		*	Quasi-complete separation of data points detected.				*	WARNING: Negative of Hessian not positive definite.			NE		Algorithm converged.	NE	NE	NE		NE		Algorithm converged.	NE	NE
Respiratory, thoracic and mediastinal disorders	Bronchospasm	Male	265	53.5	0	0.0	269	54.0	0	0.0	NE			NE	NE	NE		NE	NE	NE	NE		NE	NE	NE	NE	1.0000	NE		NE	NE	NE
Respiratory, thoracic and mediastinal disorders	Bronchospasm	Female	230	46.5	2	0.9	229	46.0	1	0.4	2.00		Convergence criterion (GCONV=1E-8) satisfied.	0.18	22.21	0.004		Algorithm converged.	-0.010	0.019	1.99		Algorithm converged.	0.18	21.81	0.5727		0.50		Algorithm converged.	0.05	5.50
Respiratory, thoracic and mediastinal disorders	Catarrh	Male	265	53.5	0	0.0	269	54.0	0	0.0	NE			NE	NE	NE		NE	NE	NE	NE		NE	NE	NE	NE	NE	NE		NE	NE	NE
Respiratory, thoracic and mediastinal disorders	Catarrh	Female	230	46.5	0	0.0	229	46.0	1	0.4		*	Quasi-complete separation of data points detected.				*	WARNING: Negative of Hessian not positive definite.			0.00		Algorithm converged.	0.00	NE	0.9999		>999.99		Algorithm converged.	0.00	NE
Respiratory, thoracic and mediastinal disorders	Choking sensation	Male	265	53.5	1	0.4	269	54.0	0	0.0		*	Quasi-complete separation of data points detected.				*	WARNING: Negative of Hessian not positive definite.			NE		Algorithm converged.	NE	NE	NE	NE	NE		Algorithm converged.	NE	NE
Respiratory, thoracic and mediastinal disorders	Choking sensation	Female	230	46.5	0	0.0	229	46.0	0	0.0	NE			NE	NE	NE		NE	NE	NE	NE		NE	NE	NE	NE		NE		NE	NE	NE
Respiratory, thoracic and mediastinal disorders	Chronic obstructive pulmonary disease	Male	265	53.5	0	0.0	269	54.0	1	0.4		*	Quasi-complete separation of data points detected.				*	ERROR: The mean parameter is either invalid or at a limit of its range for some observations.			0.00		Algorithm converged.	0.00	NE	0.9999	NE	>999.99		Algorithm converged.	0.00	NE
Respiratory, thoracic and mediastinal disorders	Chronic obstructive pulmonary disease	Female	230	46.5	0	0.0	229	46.0	0	0.0	NE			NE	NE	NE		NE	NE	NE	NE		NE	NE	NE	NE		NE		NE	NE	NE
Respiratory, thoracic and mediastinal disorders	Cough	Male	265	53.5	31	11.7	269	54.0	23	8.6	1.42		Convergence criterion (GCONV=1E-8) satisfied.	0.80	2.50	0.031		Algorithm converged.	-0.020	0.083	1.37		Algorithm converged.	0.82	2.28	0.2302	0.2763	0.73		Algorithm converged.	0.44	1.22
Respiratory, thoracic and mediastinal disorders	Cough	Female	230	46.5	30	13.0	229	46.0	32	14.0	0.92		Convergence criterion (GCONV=1E-8) satisfied.	0.54	1.58	-0.009		Algorithm converged.	-0.072	0.053	0.93		Algorithm converged.	0.59	1.48	0.7707		1.07		Algorithm converged.	0.67	1.70
Respiratory, thoracic and mediastinal disorders	Dry throat	Male	265	53.5	0	0.0	269	54.0	0	0.0	NE			NE	NE	NE		NE	NE	NE	NE		NE	NE	NE	NE	NE	NE		NE	NE	NE
Respiratory, thoracic and mediastinal disorders	Dry throat	Female	230	46.5	0	0.0	229	46.0	1	0.4		*	Quasi-complete separation of data points detected.				*	WARNING: Negative of Hessian not positive definite.			0.00		Algorithm converged.	0.00	NE	0.9999		>999.99		Algorithm converged.	0.00	NE
Respiratory, thoracic and mediastinal disorders	Dysphonia	Male	265	53.5	4	1.5	269	54.0	3	1.1	1.36		Convergence criterion (GCONV=1E-8) satisfied.	0.30	6.13	0.004		Algorithm converged.	-0.015	0.023	1.35		Algorithm converged.	0.31	5.99	0.6900	0.1800	0.74		Algorithm converged.	0.17	3.27
Respiratory, thoracic and mediastinal disorders	Dysphonia	Female	230	46.5	1	0.4	229	46.0	4	1.7	0.25		Convergence criterion (GCONV=1E-8) satisfied.	0.03	2.21	-0.013		Algorithm converged.	-0.032	0.006	0.25		Algorithm converged.	0.03	2.21	0.2120		4.02		Algorithm converged.	0.45	35.67
Respiratory, thoracic and mediastinal disorders	Dyspnoea	Male	265	53.5	30	11.3	269	54.0	17	6.3	1.89		Convergence criterion (GCONV=1E-8) satisfied.	1.02	3.52	0.050		Algorithm converged.	0.002	0.098	1.79		Algorithm converged.	1.01	3.17	0.0451	0.1285	0.56		Algorithm converged.	0.32	0.99
Respiratory, thoracic and mediastinal disorders	Dyspnoea	Female	230	46.5	19	8.3	229	46.0	20	8.7	0.94		Convergence criterion (GCONV=1E-8) satisfied.	0.49	1.81	-0.005		Algorithm converged.	-0.056	0.046	0.95		Algorithm converged.	0.52	1.72	0.8559		1.06		Algorithm converged.	0.58	1.93
Respiratory, thoracic and mediastinal disorders	Dyspnoea exertional	Male	265	53.5	5	1.9	269	54.0	5	1.9	1.02		Convergence criterion (GCONV=1E-8) satisfied.	0.29	3.55	0.000		Algorithm converged.	-0.023	0.023	1.02		Algorithm converged.	0.30	3.47	0.9809	0.9836	0.99		Algorithm converged.	0.29	3.36
Respiratory, thoracic and mediastinal disorders	Dyspnoea exertional	Female	230	46.5	4	1.7	229	46.0	4	1.7	1.00		Convergence criterion (GCONV=1E-8) satisfied.	0.25	4.03	0.000		Algorithm converged.	-0.024	0.024	1.00		Algorithm converged.	0.25	3.93	0.9950		1.00		Algorithm converged.	0.25	3.97
Respiratory, thoracic and mediastinal disorders	Epistaxis	Male	265	53.5	4	1.5	269	54.0	5	1.9	0.81		Convergence criterion (GCONV=1E-8) satisfied.	0.21	3.05	-0.003		Algorithm converged.	-0.025	0.018	0.81		Algorithm converged.	0.22	2.99	0.7543	0.0556	1.23		Algorithm converged.	0.33	4.54
Respiratory, thoracic and mediastinal disorders	Epistaxis	Female	230	46.5	7	3.0	229	46.0	1	0.4	7.16		Convergence criterion (GCONV=1E-8) satisfied.	0.87	58.64	0.026		Algorithm converged.	0.002	0.050	6.97		Algorithm converged.	0.86	56.20	0.0683		0.14		Algorithm converged.	0.02	1.16
Respiratory, thoracic and mediastinal disorders	Hiccups	Male	265	53.5	5	1.9	269	54.0	10	3.7	0.50		Convergence criterion (GCONV=1E-8) satisfied.	0.17	1.48	-0.018		Algorithm converged.	-0.046	0.010	0.51		Algorithm converged.	0.18	1.47	0.2099	0.6575	1.97		Algorithm converged.	0.68	5.69
Respiratory, thoracic and mediastinal disorders	Hiccups	Female	230	46.5	1	0.4	229	46.0	1	0.4	1.00		Convergence criterion (GCONV=1E-8) satisfied.	0.06	16.01	0.000		Algorithm converged.	-0.012	0.012	1.00		Algorithm converged.	0.06	15.82	0.9975		1.00		Algorithm converged.	0.06	15.96
Respiratory, thoracic and mediastinal disorders	Hydrothorax	Male	265	53.5	0	0.0	269	54.0	0	0.0	NE			NE	NE	NE		NE	NE	NE	NE		NE	NE	NE	NE	NE	NE		NE	NE	NE
Respiratory, thoracic and mediastinal disorders	Hydrothorax	Female	230	46.5	1	0.4	229	46.0	0	0.0		*	Quasi-complete separation of data points detected.				*	WARNING: Negative of Hessian not positive definite.			NE		Algorithm converged.	NE	NE	NE		NE		Algorithm converged.	NE	NE
Respiratory, thoracic and mediastinal disorders	Hypoxia	Male	265	53.5	6	2.3	269	54.0	1	0.4	6.21		Convergence criterion (GCONV=1E-8) satisfied.	0.74	51.92	0.019		Algorithm converged.	0.000	0.038	6.09		Algorithm converged.	0.74	50.25	0.0933	0.3609	0.16		Algorithm converged.	0.02	1.35
Respiratory, thoracic and mediastinal disorders	Hypoxia	Female	230	46.5	6	2.6	229	46.0	3	1.3	2.02		Convergence criterion (GCONV=1E-8) satisfied.	0.50	8.17	0.013		Algorithm converged.	-0.012	0.038	1.99		Algorithm converged.	0.50	7.87	0.3258		0.50		Algorithm converged.	0.13	1.98

Respiratory, thoracic and mediastinal disorders	Interstitial lung disease	Male	265	53.5	2	0.8	269	54.0	2	0.7	1.02		Convergence criterion (GCONV=1E-8) satisfied.	0.14	7.26	0.000		Algorithm converged.	-0.015	0.015	1.02		Algorithm converged.	0.14	7.15	0.9880	0.2727	0.99		Algorithm converged.	0.14	6.94
Respiratory, thoracic and mediastinal disorders	Interstitial lung disease	Female	230	46.5	0	0.0	229	46.0	1	0.4		*	Quasi-complete separation of data points detected.				*	WARNING: Negative of Hessian not positive definite.			0.00		Algorithm converged.	0.00	NE	0.9999		>999.99		Algorithm converged.	0.00	NE
Respiratory, thoracic and mediastinal disorders	Laryngeal obstruction	Male	265	53.5	0	0.0	269	54.0	0	0.0	NE			NE	NE	NE		NE	NE	NE	NE		NE	NE	NE	NE	NE	NE		NE	NE	NE
Respiratory, thoracic and mediastinal disorders	Laryngeal obstruction	Female	230	46.5	1	0.4	229	46.0	0	0.0		*	Quasi-complete separation of data points detected.				*	WARNING: Negative of Hessian not positive definite.			NE		Algorithm converged.	NE	NE	NE		NE		Algorithm converged.	NE	NE
Respiratory, thoracic and mediastinal disorders	Laryngeal oedema	Male	265	53.5	0	0.0	269	54.0	0	0.0	NE			NE	NE	NE		NE	NE	NE	NE		NE	NE	NE	NE	NE	NE		NE	NE	NE
Respiratory, thoracic and mediastinal disorders	Laryngeal oedema	Female	230	46.5	0	0.0	229	46.0	1	0.4		*	Quasi-complete separation of data points detected.				*	WARNING: Negative of Hessian not positive definite.			0.00		Algorithm converged.	0.00	NE	0.9999		>999.99		Algorithm converged.	0.00	NE
Respiratory, thoracic and mediastinal disorders	Lower respiratory tract congestion	Male	265	53.5	2	0.8	269	54.0	0	0.0		*	Quasi-complete separation of data points detected.				*	WARNING: Negative of Hessian not positive definite.			NE		Algorithm converged.	NE	NE	NE	NE	NE		Algorithm converged.	NE	NE
Respiratory, thoracic and mediastinal disorders	Lower respiratory tract congestion	Female	230	46.5	0	0.0	229	46.0	0	0.0	NE			NE	NE	NE		NE	NE	NE	NE		NE	NE	NE	NE		NE		NE	NE	NE
Respiratory, thoracic and mediastinal disorders	Lung cyst	Male	265	53.5	0	0.0	269	54.0	0	0.0	NE			NE	NE	NE		NE	NE	NE	NE		NE	NE	NE	NE	NE	NE		NE	NE	NE
Respiratory, thoracic and mediastinal disorders	Lung cyst	Female	230	46.5	1	0.4	229	46.0	0	0.0		*	Quasi-complete separation of data points detected.				*	WARNING: Negative of Hessian not positive definite.			NE		Algorithm converged.	NE	NE	NE		NE		Algorithm converged.	NE	NE
Respiratory, thoracic and mediastinal disorders	Lung disorder	Male	265	53.5	0	0.0	269	54.0	1	0.4		*	Quasi-complete separation of data points detected.				*	ERROR: The mean parameter is either invalid or at a limit of its range for some observations.			0.00		Algorithm converged.	0.00	NE	0.9999	0.0968	>999.99		Algorithm converged.	0.00	NE
Respiratory, thoracic and mediastinal disorders	Lung disorder	Female	230	46.5	1	0.4	229	46.0	0	0.0		*	Quasi-complete separation of data points detected.				*	WARNING: Negative of Hessian not positive definite.			NE		Algorithm converged.	NE	NE	NE		NE		Algorithm converged.	NE	NE
Respiratory, thoracic and mediastinal disorders	Lung infiltration	Male	265	53.5	1	0.4	269	54.0	0	0.0		*	Quasi-complete separation of data points detected.				*	WARNING: Negative of Hessian not positive definite.			NE		Algorithm converged.	NE	NE	NE	NE	NE		Algorithm converged.	NE	NE
Respiratory, thoracic and mediastinal disorders	Lung infiltration	Female	230	46.5	0	0.0	229	46.0	0	0.0	NE			NE	NE	NE		NE	NE	NE	NE		NE	NE	NE	NE		NE		NE	NE	NE
Respiratory, thoracic and mediastinal disorders	Lung opacity	Male	265	53.5	0	0.0	269	54.0	0	0.0	NE			NE	NE	NE		NE	NE	NE	NE		NE	NE	NE	NE	NE	NE		NE	NE	NE
Respiratory, thoracic and mediastinal disorders	Lung opacity	Female	230	46.5	0	0.0	229	46.0	1	0.4		*	Quasi-complete separation of data points detected.				*	WARNING: Negative of Hessian not positive definite.			0.00		Algorithm converged.	0.00	NE	0.9999		>999.99		Algorithm converged.	0.00	NE
Respiratory, thoracic and mediastinal disorders	Nasal congestion	Male	265	53.5	4	1.5	269	54.0	4	1.5	1.02		Convergence criterion (GCONV=1E-8) satisfied.	0.25	4.10	0.000		Algorithm converged.	-0.020	0.021	1.02		Algorithm converged.	0.26	4.02	0.9830	0.6095	0.99		Algorithm converged.	0.25	3.90
Respiratory, thoracic and mediastinal disorders	Nasal congestion	Female	230	46.5	11	4.8	229	46.0	7	3.1	1.59		Convergence criterion (GCONV=1E-8) satisfied.	0.61	4.18	0.017		Algorithm converged.	-0.018	0.053	1.56		Algorithm converged.	0.62	3.96	0.3454		0.64		Algorithm converged.	0.25	1.62
Respiratory, thoracic and mediastinal disorders	Nasal discomfort	Male	265	53.5	0	0.0	269	54.0	0	0.0	NE			NE	NE	NE		NE	NE	NE	NE		NE	NE	NE	NE	NE	NE		NE	NE	NE
Respiratory, thoracic and mediastinal disorders	Nasal discomfort	Female	230	46.5	1	0.4	229	46.0	0	0.0		*	Quasi-complete separation of data points detected.				*	WARNING: Negative of Hessian not positive definite.			NE		Algorithm converged.	NE	NE	NE		NE		Algorithm converged.	NE	NE
Respiratory, thoracic and mediastinal disorders	Nasal dryness	Male	265	53.5	0	0.0	269	54.0	2	0.7		*	Quasi-complete separation of data points detected.				*	ERROR: The mean parameter is either invalid or at a limit of its range for some observations.			0.00		Algorithm converged.	0.00	NE	0.9999	1.0000	>999.99		Algorithm converged.	0.00	NE
Respiratory, thoracic and mediastinal disorders	Nasal dryness	Female	230	46.5	0	0.0	229	46.0	1	0.4		*	Quasi-complete separation of data points detected.				*	WARNING: Negative of Hessian not positive definite.			0.00		Algorithm converged.	0.00	NE	0.9999		>999.99		Algorithm converged.	0.00	NE
Respiratory, thoracic and mediastinal disorders	Nasal mucosal disorder	Male	265	53.5	1	0.4	269	54.0	0	0.0		*	Quasi-complete separation of data points detected.				*	WARNING: Negative of Hessian not positive definite.			NE		Algorithm converged.	NE	NE	NE	NE	NE		Algorithm converged.	NE	NE
Respiratory, thoracic and mediastinal disorders	Nasal mucosal disorder	Female	230	46.5	0	0.0	229	46.0	0	0.0	NE			NE	NE	NE		NE	NE	NE	NE		NE	NE	NE	NE		NE		NE	NE	NE
Respiratory, thoracic and mediastinal disorders	Nasal mucosal hypertrophy	Male	265	53.5	1	0.4	269	54.0	0	0.0		*	Quasi-complete separation of data points detected.				*	WARNING: Negative of Hessian not positive definite.			NE		Algorithm converged.	NE	NE	NE	NE	NE		Algorithm converged.	NE	NE
Respiratory, thoracic and mediastinal disorders	Nasal mucosal hypertrophy	Female	230	46.5	0	0.0	229	46.0	0	0.0	NE			NE	NE	NE		NE	NE	NE	NE		NE	NE	NE	NE		NE		NE	NE	NE
Respiratory, thoracic and mediastinal disorders	Nasal obstruction	Male	265	53.5	1	0.4	269	54.0	0	0.0		*	Quasi-complete separation of data points detected.				*	WARNING: Negative of Hessian not positive definite.			NE		Algorithm converged.	NE	NE	NE	NE	NE		Algorithm converged.	NE	NE
Respiratory, thoracic and mediastinal disorders	Nasal obstruction	Female	230	46.5	0	0.0	229	46.0	0	0.0	NE			NE	NE	NE		NE	NE	NE	NE		NE	NE	NE	NE		NE		NE	NE	NE
Respiratory, thoracic and mediastinal disorders	Oropharyngeal discomfort	Male	265	53.5	3	1.1	269	54.0	2	0.7	1.53		Convergence criterion (GCONV=1E-8) satisfied.	0.25	9.22	0.004		Algorithm converged.	-0.012	0.020	1.52		Algorithm converged.	0.26	9.04	0.6436	0.0953	0.66		Algorithm converged.	0.11	3.90
Respiratory, thoracic and mediastinal disorders	Oropharyngeal discomfort	Female	230	46.5	4	1.7	229	46.0	0	0.0		*	Quasi-complete separation of data points detected.				*	ERROR: The mean parameter is either invalid or at a limit of its range for some observations.			NE		Algorithm converged.	NE	NE	NE		NE		Algorithm converged.	NE	NE
Respiratory, thoracic and mediastinal disorders	Oropharyngeal pain	Male	265	53.5	11	4.2	269	54.0	13	4.8	0.85		Convergence criterion (GCONV=1E-8) satisfied.	0.38	1.94	-0.007		Algorithm converged.	-0.042	0.028	0.86		Algorithm converged.	0.39	1.88	0.7041	0.9727	1.16		Algorithm converged.	0.53	2.55
Respiratory, thoracic and mediastinal disorders	Oropharyngeal pain	Female	230	46.5	11	4.8	229	46.0	13	5.7	0.83		Convergence criterion (GCONV=1E-8) satisfied.	0.37	1.90	-0.009		Algorithm converged.	-0.050	0.032	0.84		Algorithm converged.	0.39	1.84	0.6674		1.19		Algorithm converged.	0.54	2.59
Respiratory, thoracic and mediastinal disorders	Orthopnoea	Male	265	53.5	1	0.4	269	54.0	0	0.0		*	Quasi-complete separation of data points detected.				*	WARNING: Negative of Hessian not positive definite.			NE		Algorithm converged.	NE	NE	NE	NE	NE		Algorithm converged.	NE	NE
Respiratory, thoracic and mediastinal disorders	Orthopnoea	Female	230	46.5	0	0.0	229	46.0	0	0.0	NE			NE	NE	NE		NE	NE	NE	NE		NE	NE	NE	NE		NE		NE	NE	NE
Respiratory, thoracic and mediastinal disorders	Paranasal sinus hypersecretion	Male	265	53.5	0	0.0	269	54.0	0	0.0	NE			NE	NE	NE		NE	NE	NE	NE		NE	NE	NE	NE	NE	NE		NE	NE	NE
Respiratory, thoracic and mediastinal disorders	Paranasal sinus hypersecretion	Female	230	46.5	1	0.4	229	46.0	0	0.0		*	Quasi-complete separation of data points detected.				*	WARNING: Negative of Hessian not positive definite.			NE		Algorithm converged.	NE	NE	NE		NE		Algorithm converged.	NE	NE
Respiratory, thoracic and mediastinal disorders	Pharyngeal erythema	Male	265	53.5	0	0.0	269	54.0	0	0.0	NE			NE	NE	NE		NE	NE	NE	NE		NE	NE	NE	NE	NE	NE		NE	NE	NE
Respiratory, thoracic and mediastinal disorders	Pharyngeal erythema	Female	230	46.5	1	0.4	229	46.0	0	0.0		*	Quasi-complete separation of data points detected.				*	WARNING: Negative of Hessian not positive definite.			NE		Algorithm converged.	NE	NE	NE		NE		Algorithm converged.	NE	NE
Respiratory, thoracic and mediastinal disorders	Pharyngeal inflammation	Male	265	53.5	0	0.0	269	54.0	0	0.0	NE			NE	NE	NE		NE	NE	NE	NE		NE	NE	NE	NE	NE	NE		NE	NE	NE
Respiratory, thoracic and mediastinal disorders	Pharyngeal inflammation	Female	230	46.5	0	0.0	229	46.0	1	0.4		*	Quasi-complete separation of data points detected.				*	WARNING: Negative of Hessian not positive definite.			0.00		Algorithm converged.	0.00	NE	0.9999		>999.99		Algorithm converged.	0.00	NE
Respiratory, thoracic and mediastinal disorders	Pharyngeal oedema	Male	265	53.5	0	0.0	269	54.0	0	0.0	NE			NE	NE	NE		NE	NE	NE	NE		NE	NE	NE	NE	NE	NE		NE	NE	NE
Respiratory, thoracic and mediastinal disorders	Pharyngeal oedema	Female	230	46.5	0	0.0	229	46.0	1	0.4		*	Quasi-complete separation of data points detected.				*	WARNING: Negative of Hessian not positive definite.			0.00		Algorithm converged.	0.00	NE	0.9999		>999.99		Algorithm converged.	0.00	NE
Respiratory, thoracic and mediastinal disorders	Pharyngeal paraesthesia	Male	265	53.5	0	0.0	269	54.0	0	0.0	NE			NE	NE	NE		NE	NE	NE	NE		NE	NE	NE	NE	1.0000	NE		NE	NE	NE
Respiratory, thoracic and mediastinal disorders	Pharyngeal paraesthesia	Female	230	46.5	1	0.4	229	46.0	1	0.4	1.00		Convergence criterion (GCONV=1E-8) satisfied.	0.06	16.01	0.000		Algorithm converged.	-0.012	0.012	1.00		Algorithm converged.	0.06	15.82	0.9975		1.00		Algorithm converged.	0.06	15.96
Respiratory, thoracic and mediastinal disorders	Pharyngeal swelling	Male	265	53.5	0	0.0	269	54.0	0	0.0	NE			NE	NE	NE		NE	NE	NE	NE		NE	NE	NE	NE	1.0000	NE		NE	NE	NE
Respiratory, thoracic and mediastinal disorders	Pharyngeal swelling	Female	230	46.5	1	0.4	229	46.0	1	0.4	1.00		Convergence criterion (GCONV=1E-8) satisfied.	0.06	16.01	0.000		Algorithm converged.	-0.012	0.012	1.00		Algorithm converged.	0.06	15.82	0.9975		1.00		Algorithm converged.	0.06	15.96
Respiratory, thoracic and mediastinal disorders	Pleural effusion	Male	265	53.5	3	1.1	269	54.0	2	0.7	1.53		Convergence criterion (GCONV=1E-8) satisfied.	0.25	9.22	0.004		Algorithm converged.	-0.012	0.020	1.52		Algorithm converged.	0.26	9.04	0.6436	0.9880	0.66		Algorithm converged.	0.11	3.90
Respiratory, thoracic and mediastinal disorders	Pleural effusion	Female	230	46.5	3	1.3	229	46.0	2	0.9	1.50		Convergence criterion (GCONV=1E-8) satisfied.	0.25	9.06	0.004		Algorithm converged.	-0.015	0.023	1.49		Algorithm converged.	0.25	8.85	0.6587		0.67		Algorithm converged.	0.11	3.97
Respiratory, thoracic and mediastinal disorders	Pleural thickening	Male	265	53.5	1	0.4	269	54.0	0	0.0		*	Quasi-complete separation of data points detected.				*	WARNING: Negative of Hessian not positive definite.			NE		Algorithm converged.	NE	NE	NE	NE	NE		Algorithm converged.	NE	NE
Respiratory, thoracic and mediastinal disorders	Pleural thickening	Female	230	46.5	0	0.0	229	46.0	0	0.0	NE			NE	NE	NE		NE	NE	NE	NE		NE	NE	NE	NE		NE		NE	NE	NE
Respiratory, thoracic and mediastinal disorders	Pleuritic pain	Male	265	53.5	0	0.0	269	54.0	0	0.0	NE			NE	NE	NE		NE	NE	NE	NE		NE	NE	NE	NE	NE	NE		NE	NE	NE
Respiratory, thoracic and mediastinal disorders	Pleuritic pain	Female	230	46.5	1	0.4	229	46.0	0	0.0		*	Quasi-complete separation of data points detected.				*	WARNING: Negative of Hessian not positive definite.			NE		Algorithm converged.	NE	NE	NE		NE		Algorithm converged.	NE	NE
Respiratory, thoracic and mediastinal disorders	Pneumomediastinum	Male	265	53.5	1	0.4	269	54.0	0	0.0		*	Quasi-complete separation of data points detected.				*	WARNING: Negative of Hessian not positive definite.			NE		Algorithm converged.	NE	NE	NE	NE	NE		Algorithm converged.	NE	NE
Respiratory, thoracic and mediastinal disorders	Pneumomediastinum	Female	230	46.5	0	0.0	229	46.0	0	0.0	NE			NE	NE	NE		NE	NE	NE	NE		NE	NE	NE	NE		NE		NE	NE	NE
Respiratory, thoracic and mediastinal disorders	Pneumonitis	Male	265	53.5	4	1.5	269	54.0	2	0.7	2.05		Convergence criterion (GCONV=1E-8) satisfied.	0.37	11.27	0.008		Algorithm converged.	-0.010	0.026	2.03		Algorithm converged.	0.38	10.99	0.4112	0.2342	0.49		Algorithm converged.	0.09	2.67
Respiratory, thoracic and mediastinal disorders	Pneumonitis	Female	230	46.5	2	0.9	229	46.0	4	1.7	0.49		Convergence criterion (GCONV=1E-8) satisfied.	0.09	2.72	-0.009		Algorithm converged.	-0.030	0.012	0.50		Algorithm converged.	0.09	2.69	0.4179		2.01		Algorithm converged.	0.37	10.86
Respiratory, thoracic and mediastinal disorders	Pneumothorax	Male	265	53.5	0	0.0	269	54.0	0	0.0	NE			NE	NE	NE		NE	NE	NE	NE		NE	NE	NE	NE	NE	NE		NE	NE	NE
Respiratory, thoracic and mediastinal disorders	Pneumothorax	Female	230	46.5	0	0.0	229	46.0	1	0.4		*	Quasi-complete separation of data points detected.				*	WARNING: Negative of Hessian not positive definite.			0.00		Algorithm converged.	0.00	NE	0.9999		>999.99		Algorithm converged.	0.00	NE
Respiratory, thoracic and mediastinal disorders	Productive cough	Male	265	53.5	7	2.6	269	54.0	5	1.9	1.43		Convergence criterion (GCONV=1E-8) satisfied.	0.45	4.57	0.008		Algorithm converged.	-0.017	0.033	1.42		Algorithm converged.	0.46	4.42	0.5439	0.1681	0.70		Algorithm converged.	0.23	2.19
Respiratory, thoracic and mediastinal disorders	Productive cough	Female	230	46.5	3	1.3	229	46.0	7	3.1	0.42		Convergence criterion (GCONV=1E-8) satisfied.	0.11	1.64	-0.018		Algorithm converged.	-0.044	0.009	0.43		Algorithm converged.	0.11	1.63	0.2129		2.34		Algorithm converged.	0.61	8.95
Respiratory, thoracic and mediastinal disorders	Pulmonary embolism	Male	265	53.5	1	0.4	269	54.0	2	0.7	0.51		Convergence criterion (GCONV=1E-8) satisfied.	0.05	5.61	-0.004		Algorithm converged.	-0.016	0.009	0.51		Algorithm converged.	0.05	5.56	0.5788	0.3456	1.97		Algorithm converged.	0.18	21.60
Respiratory, thoracic and mediastinal disorders	Pulmonary embolism	Female	230	46.5	4	1.7	229	46.0	2	0.9	2.01		Convergence criterion (GCONV=1E-8) satisfied.	0.36	11.08	0.009		Algorithm converged.	-0.012	0.029	1.99		Algorithm converged.	0.37	10.76	0.4237		0.50		Algorithm converged.	0.09	2.71
Respiratory, thoracic and mediastinal disorders	Pulmonary fibrosis	Male	265	53.5	0	0.0	269	54.0	1	0.4		*	Quasi-complete separation of data points detected.				*	ERROR: The mean parameter is either invalid or at a limit of its range for some observations.			0.00		Algorithm converged.	0.00	NE	0.9999	NE	>999.99		Algorithm converged.	0.00	NE
Respiratory, thoracic and mediastinal disorders	Pulmonary fibrosis	Female	230	46.5	0	0.0	229	46.0	0	0.0	NE			NE	NE	NE		NE	NE	NE	NE		NE	NE	NE	NE		NE		NE	NE	NE
Respiratory, thoracic and mediastinal disorders	Pulmonary oedema	Male	265	53.5	0	0.0	269	54.0	1	0.4		*	Quasi-complete separation of data points detected.				*	ERROR: The mean parameter is either invalid or at a limit of its range for some observations.			0.00		Algorithm converged.	0.00	NE	0.9999	0.0343	>999.99		Algorithm converged.	0.00	NE
Respiratory, thoracic and mediastinal disorders	Pulmonary oedema	Female	230	46.5	3	1.3	229	46.0	0	0.0		*	Quasi-complete separation of data points detected.				*	WARNING: Negative of Hessian not positive definite.			NE		Algorithm converged.	NE	NE	NE		NE		Algorithm converged.	NE	NE
Respiratory, thoracic and mediastinal disorders	Pulmonary pain	Male	265	53.5	1	0.4	269	54.0	0	0.0		*	Quasi-complete separation of data points detected.				*	WARNING: Negative of Hessian not positive definite.			NE		Algorithm converged.	NE	NE	NE	NE	NE		Algorithm converged.	NE	NE
Respiratory, thoracic and mediastinal disorders	Pulmonary pain	Female	230	46.5	0	0.0	229	46.0	0	0.0	NE			NE	NE	NE		NE	NE	NE	NE		NE	NE	NE	NE		NE		NE	NE	NE
Respiratory, thoracic and mediastinal disorders	Respiratory failure	Male	265	53.5	1	0.4	269	54.0	1	0.4	1.02		Convergence criterion (GCONV=1E-8) satisfied.	0.06	16.31	0.000		Algorithm converged.	-0.010	0.010	1.02		Algorithm converged.	0.06	16.14	0.9915	0.1909	0.99		Algorithm converged.	0.06	15.67
Respiratory, thoracic and mediastinal disorders	Respiratory failure	Female	230	46.5	2	0.9	229	46.0	0	0.0		*	Quasi-complete separation of data points detected.				*	WARNING: Negative of Hessian not positive definite.			NE		Algorithm converged.	NE	NE	NE		NE		Algorithm converged.	NE	NE
Respiratory, thoracic and mediastinal disorders	Rhinitis allergic	Male	265	53.5	5	1.9	269	54.0	4	1.5	1.27		Convergence criterion (GCONV=1E-8) satisfied.	0.34	4.80	0.004		Algorithm converged.	-0.018	0.026	1.27		Algorithm converged.	0.34	4.67	0.7204	0.0367	0.79		Algorithm converged.	0.21	2.90
Respiratory, thoracic and mediastinal disorders	Rhinitis allergic	Female	230	46.5	5	2.2	229	46.0	0	0.0		*	Quasi-complete separation of data points detected.				*	WARNING: Negative of Hessian not positive definite.			NE		Algorithm converged.	NE	NE	NE		NE		Algorithm converged.	NE	NE
Respiratory, thoracic and mediastinal disorders	Rhinorrhoea	Male	265	53.5	11	4.2	269	54.0	9	3.3	1.25		Convergence criterion (GCONV=1E-8) satisfied.	0.51	3.07	0.008		Algorithm converged.	-0.024	0.040	1.24		Algorithm converged.	0.52	2.94	0.6249	0.2726	0.81		Algorithm converged.	0.34	1.91
Respiratory, thoracic and mediastinal disorders	Rhinorrhoea	Female	230	46.5	6	2.6	229	46.0	10	4.4	0.59		Convergence criterion (GCONV=1E-8) satisfied.	0.21	1.64	-0.018		Algorithm converged.	-0.051	0.016	0.60		Algorithm converged.	0.22	1.62	0.3104		1.67		Algorithm converged.	0.62	4.53
Respiratory, thoracic and mediastinal disorders	Sinus congestion	Male	265	53.5	2	0.8	269	54.0	0	0.0		*	Quasi-complete separation of data points detected.				*	WARNING: Negative of Hessian not positive definite.			NE		Algorithm converged.	NE	NE	NE	0.0490	NE		Algorithm converged.	NE	NE
Respiratory, thoracic and mediastinal disorders	Sinus congestion	Female	230	46.5	1	0.4	229	46.0	3	1.3	0.33		Convergence criterion (GCONV=1E-8) satisfied.	0.03	3.19	-0.009		Algorithm converged.	-0.026	0.008	0.33		Algorithm converged.	0.03	3.17	0.3379		3.01		Algorithm converged.	0.32	28.75
Respiratory, thoracic and mediastinal disorders	Sinus pain	Male	265	53.5	1	0.4	269	54.0	0	0.0		*	Quasi-complete separation of data points detected.				*	WARNING: Negative of Hessian not positive definite.			NE		Algorithm converged.	NE	NE	NE	1.0000	NE		Algorithm converged.	NE	NE
Respiratory, thoracic and mediastinal disorders	Sinus pain	Female	230	46.5	1	0.4	229	46.0	0	0.0		*	Quasi-complete separation of data points detected.				*	WARNING: Negative of Hessian not positive definite.			NE		Algorithm converged.	NE	NE	NE		NE		Algorithm converged.	NE	NE
Respiratory, thoracic and mediastinal disorders	Sleep apnoea syndrome	Male	265	53.5	1	0.4	269	54.0	1	0.4	1.02		Convergence criterion (GCONV=1E-8) satisfied.	0.06	16.31	0.000		Algorithm converged.	-0.010	0.010	1.02		Algorithm converged.	0.06	16.14	0.9915	1.0000	0.99		Algorithm converged.	0.06	15.67
Respiratory, thoracic and mediastinal disorders	Sleep apnoea syndrome	Female	230	46.5	0	0.0	229	46.0	0	0.0	NE			NE	NE	NE		NE	NE	NE	NE		NE	NE	NE	NE		NE		NE	NE	NE
Respiratory, thoracic and mediastinal disorders	Sneezing	Male	265	53.5	0	0.0	269	54.0	1	0.4		*	Quasi-complete separation of data points detected.				*	ERROR: The mean parameter is either invalid or at a limit of its range for some observations.			0.00		Algorithm converged.	0.00	NE	0.9999	1.0000	>999.99		Algorithm converged.	0.00	NE
Respiratory, thoracic and mediastinal disorders	Sneezing	Female	230	46.5	0	0.0	229	46.0	1	0.4		*	Quasi-complete separation of data points detected.				*	WARNING: Negative of Hessian not positive definite.			0.00		Algorithm converged.	0.00	NE	0.9999		>999.99		Algorithm converged.	0.00	NE
Respiratory, thoracic and mediastinal disorders	Stridor	Male	265	53.5	1	0.4	269	54.0	0	0.0		*	Quasi-complete separation of data points detected.				*	WARNING: Negative of Hessian not positive definite.			NE		Algorithm converged.	NE	NE	NE	NE	NE		Algorithm converged.	NE	NE
Respiratory, thoracic and mediastinal disorders	Stridor	Female	230	46.5	0	0.0	229	46.0	0	0.0	NE			NE	NE	NE		NE	NE	NE	NE		NE	NE	NE	NE		NE		NE	NE	NE
Respiratory, thoracic and mediastinal disorders	Suffocation feeling	Male	265	53.5	1	0.4	269	54.0	0	0.0		*	Quasi-complete separation of data points detected.				*	WARNING: Negative of Hessian not positive definite.			NE		Algorithm converged.	NE	NE	NE	NE	NE		Algorithm converged.	NE	NE
Respiratory, thoracic and mediastinal disorders	Suffocation feeling	Female	230	46.5	0	0.0	229	46.0	0	0.0	NE			NE	NE	NE		NE	NE	NE	NE		NE	NE	NE	NE		NE		NE	NE	NE
Respiratory, thoracic and mediastinal disorders	Tachypnoea	Male	265	53.5	0	0.0	269	54.0	0	0.0	NE			NE	NE	NE		NE	NE	NE	NE		NE	NE	NE	NE	NE	NE		NE	NE	NE
Respiratory, thoracic and mediastinal disorders	Tachypnoea	Female	230	46.5	0	0.0	229	46.0	2	0.9		*	Quasi-complete separation of data points detected.				*	WARNING: Negative of Hessian not positive definite.			0.00		Algorithm converged.	0.00	NE	0.9999		>999.99		Algorithm converged.	0.00	NE
Respiratory, thoracic and mediastinal disorders	Throat irritation	Male	265	53.5	2	0.8	269	54.0	2	0.7	1.02		Convergence criterion (GCONV=1E-8) satisfied.	0.14	7.26	0.000		Algorithm converged.	-0.015	0.015	1.02		Algorithm converged.	0.14	7.15	0.9880	0.8349	0.99		Algorithm converged.	0.14	6.94
Respiratory, thoracic and mediastinal disorders	Throat irritation	Female	230	46.5	9	3.9	229	46.0	7	3.1	1.29		Convergence criterion (GCONV=1E-8) satisfied.	0.47	3.53	0.009		Algorithm converged.	-0.025	0.042	1.28		Algorithm converged.	0.48	3.38	0.6180		0.78		Algorithm converged.	0.30	2.06
Respiratory, thoracic and mediastinal disorders	Throat tightness	Male	265	53.5	2	0.8	269	54.0	1	0.4	2.04		Convergence criterion (GCONV=1E-8) satisfied.	0.18	22.61	0.004		Algorithm converged.	-0.009	0.017	2.03		Algorithm converged.	0.19	22.26	0.5622	0.7014	0.49		Algorithm converged.	0.04	5.40
Respiratory, thoracic and mediastinal disorders	Throat tightness	Female	230	46.5	1	0.4	229	46.0	1	0.4	1.00		Convergence criterion (GCONV=1E-8) satisfied.	0.06	16.01	0.000		Algorithm converged.	-0.012	0.012	1.00		Algorithm converged.	0.06	15.82	0.9975		1.00		Algorithm converged.	0.06	15.96
Respiratory, thoracic and mediastinal disorders	Tonsillar hypertrophy	Male	265	53.5	0	0.0	269	54.0	1	0.4		*	Quasi-complete separation of data points detected.				*	ERROR: The mean parameter is either invalid or at a limit of its range for some observations.			0.00		Algorithm converged.	0.00	NE	0.9999	NE	>999.99		Algorithm converged.	0.00	NE
Respiratory, thoracic and mediastinal disorders	Tonsillar hypertrophy	Female	230	46.5	0	0.0	229	46.0	0	0.0	NE			NE	NE	NE		NE	NE	NE	NE		NE	NE	NE	NE		NE		NE	NE	NE
Respiratory, thoracic and mediastinal disorders	Upper respiratory tract congestion	Male	265	53.5	1	0.4	269	54.0	0	0.0		*	Quasi-complete separation of data points detected.				*	WARNING: Negative of Hessian not positive definite.			NE		Algorithm converged.	NE	NE	NE	NE	NE		Algorithm converged.	NE	NE
Respiratory, thoracic and mediastinal disorders	Upper respiratory tract congestion	Female	230	46.5	0	0.0	229	46.0	0	0.0	NE			NE	NE	NE		NE	NE	NE	NE		NE	NE	NE	NE		NE		NE	NE	NE
Respiratory, thoracic and mediastinal disorders	Upper respiratory tract inflammation	Male	265	53.5	0	0.0	269	54.0	1	0.4		*	Quasi-complete separation of data points detected.				*	ERROR: The mean parameter is either invalid or at a limit of its range for some observations.			0.00		Algorithm converged.	0.00	NE	0.9999	NE	>999.99		Algorithm converged.	0.00	NE
Respiratory, thoracic and mediastinal disorders	Upper respiratory tract inflammation	Female	230	46.5	0	0.0	229	46.0	0	0.0	NE			NE	NE	NE		NE	NE	NE	NE		NE	NE	NE	NE		NE		NE	NE	NE
Respiratory, thoracic and mediastinal disorders	Upper-airway cough syndrome	Male	265	53.5	0	0.0	269	54.0	2	0.7		*	Quasi-complete separation of data points detected.				*	ERROR: The mean parameter is either invalid or at a limit of its range for some observations.			0.00		Algorithm converged.	0.00	NE	0.9999	0.1498	>999.99		Algorithm converged.	0.00	NE
Respiratory, thoracic and mediastinal disorders	Upper-airway cough syndrome	Female	230	46.5	2	0.9	229	46.0	2	0.9	1.00		Convergence criterion (GCONV=1E-8) satisfied.	0.14	7.13	0.000		Algorithm converged.	-0.017	0.017	1.00		Algorithm converged.	0.14	7.01	0.9965		1.00		Algorithm converged.	0.14	7.07
Respiratory, thoracic and mediastinal disorders	Wheezing	Male	265	53.5	3	1.1	269	54.0	1	0.4	3.07		Convergence criterion (GCONV=1E-8) satisfied.	0.32	29.68	0.008		Algorithm converged.	-0.007	0.022	3.05		Algorithm converged.	0.32	29.09	0.3335	0.1327	0.33		Algorithm converged.	0.03	3.14
Respiratory, thoracic and mediastinal disorders	Wheezing	Female	230	46.5	0	0.0	229	46.0	1	0.4		*	Quasi-complete separation of data points detected.				*	WARNING: Negative of Hessian not positive definite.			0.00		Algorithm converged.	0.00	NE	0.9999		>999.99		Algorithm converged.	0.00	NE
Skin and subcutaneous tissue disorders		Male	265	53.5	125	47.2	269	54.0	116	43.1	1.18		Convergence criterion (GCONV=1E-8) satisfied.	0.84	1.66	0.040		Algorithm converged.	-0.044	0.125	1.09		Algorithm converged.	0.91	1.32	0.3478	0.9674	0.91		Algorithm converged.	0.76	1.10
Skin and subcutaneous tissue disorders		Female	230	46.5	116	50.4	229	46.0	105	45.9	1.20		Convergence criterion (GCONV=1E-8) satisfied.	0.83	1.73	0.046		Algorithm converged.	-0.045	0.137	1.10		Algorithm converged.	0.91	1.33	0.3265		0.91		Algorithm converged.	0.75	1.10

Skin and subcutaneous tissue disorders	Acanthosis nigricans	Male	265	53.5	0	0.0	269	54.0	1	0.4		*	Quasi-complete separation of data points detected.				*	ERROR: The mean parameter is either invalid or at a limit of its range for some observations.			0.00		Algorithm converged.	0.00	NE	0.9999	NE	>999.99		Algorithm converged.	0.00	NE
Skin and subcutaneous tissue disorders	Acanthosis nigricans	Female	230	46.5	0	0.0	229	46.0	0	0.0	NE			NE	NE	NE		NE	NE	NE	NE		NE	NE	NE	NE		NE		NE	NE	NE
Skin and subcutaneous tissue disorders	Acne	Male	265	53.5	0	0.0	269	54.0	1	0.4		*	Quasi-complete separation of data points detected.				*	ERROR: The mean parameter is either invalid or at a limit of its range for some observations.			0.00		Algorithm converged.	0.00	NE	0.9999	NE	>999.99		Algorithm converged.	0.00	NE
Skin and subcutaneous tissue disorders	Acne	Female	230	46.5	0	0.0	229	46.0	0	0.0	NE			NE	NE	NE		NE	NE	NE	NE		NE	NE	NE	NE		NE		NE	NE	NE
Skin and subcutaneous tissue disorders	Actinic keratosis	Male	265	53.5	1	0.4	269	54.0	0	0.0		*	Quasi-complete separation of data points detected.				*	WARNING: Negative of Hessian not positive definite.			NE		Algorithm converged.	NE	NE	NE	NE	NE		Algorithm converged.	NE	NE
Skin and subcutaneous tissue disorders	Actinic keratosis	Female	230	46.5	0	0.0	229	46.0	0	0.0	NE			NE	NE	NE		NE	NE	NE	NE		NE	NE	NE	NE		NE		NE	NE	NE
Skin and subcutaneous tissue disorders	Alopecia	Male	265	53.5	63	23.8	269	54.0	73	27.1	0.84		Convergence criterion (GCONV=1E-8) satisfied.	0.57	1.24	-0.034		Algorithm converged.	-0.107	0.040	0.88		Algorithm converged.	0.65	1.17	0.3731	0.1332	1.14		Algorithm converged.	0.85	1.53
Skin and subcutaneous tissue disorders	Alopecia	Female	230	46.5	69	30.0	229	46.0	57	24.9	1.29		Convergence criterion (GCONV=1E-8) satisfied.	0.86	1.95	0.051		Algorithm converged.	-0.030	0.133	1.21		Algorithm converged.	0.89	1.63	0.2215		0.83		Algorithm converged.	0.62	1.12
Skin and subcutaneous tissue disorders	Angioedema	Male	265	53.5	0	0.0	269	54.0	0	0.0	NE			NE	NE	NE		NE	NE	NE	NE		NE	NE	NE	NE	NE	NE		NE	NE	NE
Skin and subcutaneous tissue disorders	Angioedema	Female	230	46.5	0	0.0	229	46.0	1	0.4		*	Quasi-complete separation of data points detected.				*	WARNING: Negative of Hessian not positive definite.			0.00		Algorithm converged.	0.00	NE	0.9999		>999.99		Algorithm converged.	0.00	NE
Skin and subcutaneous tissue disorders	Blister	Male	265	53.5	0	0.0	269	54.0	0	0.0	NE			NE	NE	NE		NE	NE	NE	NE		NE	NE	NE	NE		NE		NE	NE	NE
Skin and subcutaneous tissue disorders	Blister	Female	230	46.5	1	0.4	229	46.0	0	0.0		*	Quasi-complete separation of data points detected.				*	WARNING: Negative of Hessian not positive definite.			NE		Algorithm converged.	NE	NE	NE		NE		Algorithm converged.	NE	NE
Skin and subcutaneous tissue disorders	Bullous haemorrhagic dermatosis	Male	265	53.5	1	0.4	269	54.0	0	0.0		*	Quasi-complete separation of data points detected.				*	WARNING: Negative of Hessian not positive definite.			NE		Algorithm converged.	NE	NE	NE	NE	NE		Algorithm converged.	NE	NE
Skin and subcutaneous tissue disorders	Bullous haemorrhagic dermatosis	Female	230	46.5	0	0.0	229	46.0	0	0.0	NE			NE	NE	NE		NE	NE	NE	NE		NE	NE	NE	NE		NE		NE	NE	NE
Skin and subcutaneous tissue disorders	Cold sweat	Male	265	53.5	1	0.4	269	54.0	0	0.0		*	Quasi-complete separation of data points detected.				*	WARNING: Negative of Hessian not positive definite.			NE		Algorithm converged.	NE	NE	NE	0.0945	NE		Algorithm converged.	NE	NE
Skin and subcutaneous tissue disorders	Cold sweat	Female	230	46.5	0	0.0	229	46.0	1	0.4		*	Quasi-complete separation of data points detected.				*	WARNING: Negative of Hessian not positive definite.			0.00		Algorithm converged.	0.00	NE	0.9999		>999.99		Algorithm converged.	0.00	NE
Skin and subcutaneous tissue disorders	Cutaneous vasculitis	Male	265	53.5	1	0.4	269	54.0	0	0.0		*	Quasi-complete separation of data points detected.				*	WARNING: Negative of Hessian not positive definite.			NE		Algorithm converged.	NE	NE	NE	NE	NE		Algorithm converged.	NE	NE
Skin and subcutaneous tissue disorders	Cutaneous vasculitis	Female	230	46.5	0	0.0	229	46.0	0	0.0	NE			NE	NE	NE		NE	NE	NE	NE		NE	NE	NE	NE		NE		NE	NE	NE
Skin and subcutaneous tissue disorders	Decubitus ulcer	Male	265	53.5	0	0.0	269	54.0	0	0.0	NE			NE	NE	NE		NE	NE	NE	NE		NE	NE	NE	NE	1.0000	NE		NE	NE	NE
Skin and subcutaneous tissue disorders	Decubitus ulcer	Female	230	46.5	1	0.4	229	46.0	1	0.4	1.00		Convergence criterion (GCONV=1E-8) satisfied.	0.06	16.01	0.000		Algorithm converged.	-0.012	0.012	1.00		Algorithm converged.	0.06	15.82	0.9975		1.00		Algorithm converged.	0.06	15.96
Skin and subcutaneous tissue disorders	Dermal cyst	Male	265	53.5	1	0.4	269	54.0	0	0.0		*	Quasi-complete separation of data points detected.				*	WARNING: Negative of Hessian not positive definite.			NE		Algorithm converged.	NE	NE	NE	0.0945	NE		Algorithm converged.	NE	NE
Skin and subcutaneous tissue disorders	Dermal cyst	Female	230	46.5	0	0.0	229	46.0	1	0.4		*	Quasi-complete separation of data points detected.				*	WARNING: Negative of Hessian not positive definite.			0.00		Algorithm converged.	0.00	NE	0.9999		>999.99		Algorithm converged.	0.00	NE
Skin and subcutaneous tissue disorders	Dermatitis	Male	265	53.5	0	0.0	269	54.0	2	0.7		*	Quasi-complete separation of data points detected.				*	ERROR: The mean parameter is either invalid or at a limit of its range for some observations.			0.00		Algorithm converged.	0.00	NE	0.9999	0.1909	>999.99		Algorithm converged.	0.00	NE
Skin and subcutaneous tissue disorders	Dermatitis	Female	230	46.5	1	0.4	229	46.0	1	0.4	1.00		Convergence criterion (GCONV=1E-8) satisfied.	0.06	16.01	0.000		Algorithm converged.	-0.012	0.012	1.00		Algorithm converged.	0.06	15.82	0.9975		1.00		Algorithm converged.	0.06	15.96
Skin and subcutaneous tissue disorders	Dermatitis acneiform	Male	265	53.5	2	0.8	269	54.0	2	0.7	1.02		Convergence criterion (GCONV=1E-8) satisfied.	0.14	7.26	0.000		Algorithm converged.	-0.015	0.015	1.02		Algorithm converged.	0.14	7.15	0.9880	1.0000	0.99		Algorithm converged.	0.14	6.94
Skin and subcutaneous tissue disorders	Dermatitis acneiform	Female	230	46.5	0	0.0	229	46.0	0	0.0	NE			NE	NE	NE		NE	NE	NE	NE		NE	NE	NE	NE		NE		NE	NE	NE
Skin and subcutaneous tissue disorders	Dermatitis allergic	Male	265	53.5	0	0.0	269	54.0	0	0.0	NE			NE	NE	NE		NE	NE	NE	NE		NE	NE	NE	NE	NE	NE		NE	NE	NE
Skin and subcutaneous tissue disorders	Dermatitis allergic	Female	230	46.5	0	0.0	229	46.0	1	0.4		*	Quasi-complete separation of data points detected.				*	WARNING: Negative of Hessian not positive definite.			0.00		Algorithm converged.	0.00	NE	0.9999		>999.99		Algorithm converged.	0.00	NE
Skin and subcutaneous tissue disorders	Dermatitis bullous	Male	265	53.5	1	0.4	269	54.0	1	0.4	1.02		Convergence criterion (GCONV=1E-8) satisfied.	0.06	16.31	0.000		Algorithm converged.	-0.010	0.010	1.02		Algorithm converged.	0.06	16.14	0.9915	1.0000	0.99		Algorithm converged.	0.06	15.67
Skin and subcutaneous tissue disorders	Dermatitis bullous	Female	230	46.5	0	0.0	229	46.0	0	0.0	NE			NE	NE	NE		NE	NE	NE	NE		NE	NE	NE	NE		NE		NE	NE	NE
Skin and subcutaneous tissue disorders	Dermatitis contact	Male	265	53.5	0	0.0	269	54.0	0	0.0	NE			NE	NE	NE		NE	NE	NE	NE		NE	NE	NE	NE	NE	NE		NE	NE	NE
Skin and subcutaneous tissue disorders	Dermatitis contact	Female	230	46.5	2	0.9	229	46.0	0	0.0		*	Quasi-complete separation of data points detected.				*	WARNING: Negative of Hessian not positive definite.			NE		Algorithm converged.	NE	NE	NE		NE		Algorithm converged.	NE	NE
Skin and subcutaneous tissue disorders	Dermatitis diaper	Male	265	53.5	0	0.0	269	54.0	0	0.0	NE			NE	NE	NE		NE	NE	NE	NE		NE	NE	NE	NE	NE	NE		NE	NE	NE
Skin and subcutaneous tissue disorders	Dermatitis diaper	Female	230	46.5	0	0.0	229	46.0	1	0.4		*	Quasi-complete separation of data points detected.				*	WARNING: Negative of Hessian not positive definite.			0.00		Algorithm converged.	0.00	NE	0.9999		>999.99		Algorithm converged.	0.00	NE
Skin and subcutaneous tissue disorders	Dermatitis exfoliative generalised	Male	265	53.5	0	0.0	269	54.0	1	0.4		*	Quasi-complete separation of data points detected.				*	ERROR: The mean parameter is either invalid or at a limit of its range for some observations.			0.00		Algorithm converged.	0.00	NE	0.9999	NE	>999.99		Algorithm converged.	0.00	NE
Skin and subcutaneous tissue disorders	Dermatitis exfoliative generalised	Female	230	46.5	0	0.0	229	46.0	0	0.0	NE			NE	NE	NE		NE	NE	NE	NE		NE	NE	NE	NE		NE		NE	NE	NE
Skin and subcutaneous tissue disorders	Drug eruption	Male	265	53.5	0	0.0	269	54.0	0	0.0	NE			NE	NE	NE		NE	NE	NE	NE		NE	NE	NE	NE	NE	NE		NE	NE	NE
Skin and subcutaneous tissue disorders	Drug eruption	Female	230	46.5	2	0.9	229	46.0	0	0.0		*	Quasi-complete separation of data points detected.				*	WARNING: Negative of Hessian not positive definite.			NE		Algorithm converged.	NE	NE	NE		NE		Algorithm converged.	NE	NE
Skin and subcutaneous tissue disorders	Dry skin	Male	265	53.5	14	5.3	269	54.0	5	1.9	2.94		Convergence criterion (GCONV=1E-8) satisfied.	1.05	8.29	0.034		Algorithm converged.	0.003	0.066	2.84		Algorithm converged.	1.04	7.78	0.0420	0.8648	0.35		Algorithm converged.	0.13	0.96
Skin and subcutaneous tissue disorders	Dry skin	Female	230	46.5	10	4.3	229	46.0	4	1.7	2.56		Convergence criterion (GCONV=1E-8) satisfied.	0.79	8.27	0.026		Algorithm converged.	-0.005	0.057	2.49		Algorithm converged.	0.79	7.82	0.1185		0.40		Algorithm converged.	0.13	1.26
Skin and subcutaneous tissue disorders	Dyshidrotic eczema	Male	265	53.5	1	0.4	269	54.0	0	0.0		*	Quasi-complete separation of data points detected.				*	WARNING: Negative of Hessian not positive definite.			NE		Algorithm converged.	NE	NE	NE	NE	NE		Algorithm converged.	NE	NE
Skin and subcutaneous tissue disorders	Dyshidrotic eczema	Female	230	46.5	0	0.0	229	46.0	0	0.0	NE			NE	NE	NE		NE	NE	NE	NE		NE	NE	NE	NE		NE		NE	NE	NE
Skin and subcutaneous tissue disorders	Ecchymosis	Male	265	53.5	0	0.0	269	54.0	0	0.0	NE			NE	NE	NE		NE	NE	NE	NE		NE	NE	NE	NE	NE	NE		NE	NE	NE
Skin and subcutaneous tissue disorders	Ecchymosis	Female	230	46.5	1	0.4	229	46.0	0	0.0		*	Quasi-complete separation of data points detected.				*	WARNING: Negative of Hessian not positive definite.			NE		Algorithm converged.	NE	NE	NE		NE		Algorithm converged.	NE	NE
Skin and subcutaneous tissue disorders	Eczema	Male	265	53.5	6	2.3	269	54.0	3	1.1	2.05		Convergence criterion (GCONV=1E-8) satisfied.	0.51	8.30	0.011		Algorithm converged.	-0.010	0.033	2.03		Algorithm converged.	0.51	8.03	0.3130	0.6525	0.49		Algorithm converged.	0.12	1.95
Skin and subcutaneous tissue disorders	Eczema	Female	230	46.5	1	0.4	229	46.0	1	0.4	1.00		Convergence criterion (GCONV=1E-8) satisfied.	0.06	16.01	0.000		Algorithm converged.	-0.012	0.012	1.00		Algorithm converged.	0.06	15.82	0.9975		1.00		Algorithm converged.	0.06	15.96
Skin and subcutaneous tissue disorders	Eosinophilic cellulitis	Male	265	53.5	0	0.0	269	54.0	0	0.0	NE			NE	NE	NE		NE	NE	NE	NE		NE	NE	NE	NE	NE	NE		NE	NE	NE
Skin and subcutaneous tissue disorders	Eosinophilic cellulitis	Female	230	46.5	1	0.4	229	46.0	0	0.0		*	Quasi-complete separation of data points detected.				*	WARNING: Negative of Hessian not positive definite.			NE		Algorithm converged.	NE	NE	NE		NE		Algorithm converged.	NE	NE
Skin and subcutaneous tissue disorders	Erythema	Male	265	53.5	7	2.6	269	54.0	6	2.2	1.19		Convergence criterion (GCONV=1E-8) satisfied.	0.39	3.59	0.004		Algorithm converged.	-0.022	0.030	1.18		Algorithm converged.	0.40	3.48	0.7583	0.4466	0.84		Algorithm converged.	0.29	2.48
Skin and subcutaneous tissue disorders	Erythema	Female	230	46.5	5	2.2	229	46.0	2	0.9	2.52		Convergence criterion (GCONV=1E-8) satisfied.	0.48	13.13	0.013		Algorithm converged.	-0.009	0.035	2.49		Algorithm converged.	0.49	12.70	0.2727		0.40		Algorithm converged.	0.08	2.05
Skin and subcutaneous tissue disorders	Erythema multiforme	Male	265	53.5	0	0.0	269	54.0	0	0.0	NE			NE	NE	NE		NE	NE	NE	NE		NE	NE	NE	NE	NE	NE		NE	NE	NE
Skin and subcutaneous tissue disorders	Erythema multiforme	Female	230	46.5	1	0.4	229	46.0	0	0.0		*	Quasi-complete separation of data points detected.				*	WARNING: Negative of Hessian not positive definite.			NE		Algorithm converged.	NE	NE	NE		NE		Algorithm converged.	NE	NE
Skin and subcutaneous tissue disorders	Hyperhidrosis	Male	265	53.5	7	2.6	269	54.0	3	1.1	2.41		Convergence criterion (GCONV=1E-8) satisfied.	0.62	9.40	0.015		Algorithm converged.	-0.008	0.038	2.37		Algorithm converged.	0.62	9.06	0.2078	0.0817	0.42		Algorithm converged.	0.11	1.62
Skin and subcutaneous tissue disorders	Hyperhidrosis	Female	230	46.5	2	0.9	229	46.0	5	2.2	0.39		Convergence criterion (GCONV=1E-8) satisfied.	0.08	2.05	-0.013		Algorithm converged.	-0.036	0.009	0.40		Algorithm converged.	0.08	2.03	0.2682		2.51		Algorithm converged.	0.49	12.81
Skin and subcutaneous tissue disorders	Hyperkeratosis	Male	265	53.5	1	0.4	269	54.0	0	0.0		*	Quasi-complete separation of data points detected.				*	WARNING: Negative of Hessian not positive definite.			NE		Algorithm converged.	NE	NE	NE	0.3029	NE		Algorithm converged.	NE	NE
Skin and subcutaneous tissue disorders	Hyperkeratosis	Female	230	46.5	1	0.4	229	46.0	1	0.4	1.00		Convergence criterion (GCONV=1E-8) satisfied.	0.06	16.01	0.000		Algorithm converged.	-0.012	0.012	1.00		Algorithm converged.	0.06	15.82	0.9975		1.00		Algorithm converged.	0.06	15.96
Skin and subcutaneous tissue disorders	Ingrowing nail	Male	265	53.5	1	0.4	269	54.0	0	0.0		*	Quasi-complete separation of data points detected.				*	WARNING: Negative of Hessian not positive definite.			NE		Algorithm converged.	NE	NE	NE	1.0000	NE		Algorithm converged.	NE	NE
Skin and subcutaneous tissue disorders	Ingrowing nail	Female	230	46.5	1	0.4	229	46.0	0	0.0		*	Quasi-complete separation of data points detected.				*	WARNING: Negative of Hessian not positive definite.			NE		Algorithm converged.	NE	NE	NE		NE		Algorithm converged.	NE	NE
Skin and subcutaneous tissue disorders	Ingrown hair	Male	265	53.5	0	0.0	269	54.0	1	0.4		*	Quasi-complete separation of data points detected.				*	ERROR: The mean parameter is either invalid or at a limit of its range for some observations.			0.00		Algorithm converged.	0.00	NE	0.9999	NE	>999.99		Algorithm converged.	0.00	NE
Skin and subcutaneous tissue disorders	Ingrown hair	Female	230	46.5	0	0.0	229	46.0	0	0.0	NE			NE	NE	NE		NE	NE	NE	NE		NE	NE	NE	NE		NE		NE	NE	NE
Skin and subcutaneous tissue disorders	Melanoderma	Male	265	53.5	0	0.0	269	54.0	1	0.4		*	Quasi-complete separation of data points detected.				*	ERROR: The mean parameter is either invalid or at a limit of its range for some observations.			0.00		Algorithm converged.	0.00	NE	0.9999	NE	>999.99		Algorithm converged.	0.00	NE
Skin and subcutaneous tissue disorders	Melanoderma	Female	230	46.5	0	0.0	229	46.0	0	0.0	NE			NE	NE	NE		NE	NE	NE	NE		NE	NE	NE	NE		NE		NE	NE	NE
Skin and subcutaneous tissue disorders	Nail discolouration	Male	265	53.5	6	2.3	269	54.0	5	1.9	1.22		Convergence criterion (GCONV=1E-8) satisfied.	0.37	4.06	0.004		Algorithm converged.	-0.020	0.028	1.22		Algorithm converged.	0.38	3.94	0.7420	0.9309	0.82		Algorithm converged.	0.25	2.66
Skin and subcutaneous tissue disorders	Nail discolouration	Female	230	46.5	8	3.5	229	46.0	7	3.1	1.14		Convergence criterion (GCONV=1E-8) satisfied.	0.41	3.21	0.004		Algorithm converged.	-0.028	0.037	1.14		Algorithm converged.	0.42	3.09	0.7997		0.88		Algorithm converged.	0.32	2.38
Skin and subcutaneous tissue disorders	Nail disorder	Male	265	53.5	1	0.4	269	54.0	1	0.4	1.02		Convergence criterion (GCONV=1E-8) satisfied.	0.06	16.31	0.000		Algorithm converged.	-0.010	0.010	1.02		Algorithm converged.	0.06	16.14	0.9915	0.7170	0.99		Algorithm converged.	0.06	15.67
Skin and subcutaneous tissue disorders	Nail disorder	Female	230	46.5	2	0.9	229	46.0	1	0.4	2.00		Convergence criterion (GCONV=1E-8) satisfied.	0.18	22.21	0.004		Algorithm converged.	-0.010	0.019	1.99		Algorithm converged.	0.18	21.81	0.5727		0.50		Algorithm converged.	0.05	5.50
Skin and subcutaneous tissue disorders	Nail pigmentation	Male	265	53.5	1	0.4	269	54.0	1	0.4	1.02		Convergence criterion (GCONV=1E-8) satisfied.	0.06	16.31	0.000		Algorithm converged.	-0.010	0.010	1.02		Algorithm converged.	0.06	16.14	0.9915	1.0000	0.99		Algorithm converged.	0.06	15.67
Skin and subcutaneous tissue disorders	Nail pigmentation	Female	230	46.5	0	0.0	229	46.0	0	0.0	NE			NE	NE	NE		NE	NE	NE	NE		NE	NE	NE	NE		NE		NE	NE	NE
Skin and subcutaneous tissue disorders	Nail ridging	Male	265	53.5	0	0.0	269	54.0	1	0.4		*	Quasi-complete separation of data points detected.				*	ERROR: The mean parameter is either invalid or at a limit of its range for some observations.			0.00		Algorithm converged.	0.00	NE	0.9999	0.0968	>999.99		Algorithm converged.	0.00	NE
Skin and subcutaneous tissue disorders	Nail ridging	Female	230	46.5	1	0.4	229	46.0	0	0.0		*	Quasi-complete separation of data points detected.				*	WARNING: Negative of Hessian not positive definite.			NE		Algorithm converged.	NE	NE	NE		NE		Algorithm converged.	NE	NE
Skin and subcutaneous tissue disorders	Nail toxicity	Male	265	53.5	0	0.0	269	54.0	1	0.4		*	Quasi-complete separation of data points detected.				*	ERROR: The mean parameter is either invalid or at a limit of its range for some observations.			0.00		Algorithm converged.	0.00	NE	0.9999	1.0000	>999.99		Algorithm converged.	0.00	NE
Skin and subcutaneous tissue disorders	Nail toxicity	Female	230	46.5	0	0.0	229	46.0	1	0.4		*	Quasi-complete separation of data points detected.				*	WARNING: Negative of Hessian not positive definite.			0.00		Algorithm converged.	0.00	NE	0.9999		>999.99		Algorithm converged.	0.00	NE
Skin and subcutaneous tissue disorders	Night sweats	Male	265	53.5	11	4.2	269	54.0	8	3.0	1.41		Convergence criterion (GCONV=1E-8) satisfied.	0.56	3.57	0.012		Algorithm converged.	-0.020	0.043	1.40		Algorithm converged.	0.57	3.42	0.4652	0.6372	0.72		Algorithm converged.	0.29	1.75
Skin and subcutaneous tissue disorders	Night sweats	Female	230	46.5	8	3.5	229	46.0	4	1.7	2.03		Convergence criterion (GCONV=1E-8) satisfied.	0.60	6.83	0.017		Algorithm converged.	-0.012	0.046	1.99		Algorithm converged.	0.61	6.52	0.2551		0.50		Algorithm converged.	0.15	1.64
Skin and subcutaneous tissue disorders	Onychalgia	Male	265	53.5	0	0.0	269	54.0	0	0.0	NE			NE	NE	NE		NE	NE	NE	NE		NE	NE	NE	NE	NE	NE		NE	NE	NE
Skin and subcutaneous tissue disorders	Onychalgia	Female	230	46.5	1	0.4	229	46.0	0	0.0		*	Quasi-complete separation of data points detected.				*	WARNING: Negative of Hessian not positive definite.			NE		Algorithm converged.	NE	NE	NE		NE		Algorithm converged.	NE	NE
Skin and subcutaneous tissue disorders	Onychoclasis	Male	265	53.5	1	0.4	269	54.0	1	0.4	1.02		Convergence criterion (GCONV=1E-8) satisfied.	0.06	16.31	0.000		Algorithm converged.	-0.010	0.010	1.02		Algorithm converged.	0.06	16.14	0.9915	0.7014	0.99		Algorithm converged.	0.06	15.67
Skin and subcutaneous tissue disorders	Onychoclasis	Female	230	46.5	1	0.4	229	46.0	2	0.9	0.50		Convergence criterion (GCONV=1E-8) satisfied.	0.04	5.50	-0.004		Algorithm converged.	-0.019	0.010	0.50		Algorithm converged.	0.05	5.45	0.5679		2.01		Algorithm converged.	0.18	22.00
Skin and subcutaneous tissue disorders	Onycholysis	Male	265	53.5	0	0.0	269	54.0	2	0.7		*	Quasi-complete separation of data points detected.				*	ERROR: The mean parameter is either invalid or at a limit of its range for some observations.			0.00		Algorithm converged.	0.00	NE	0.9999	1.0000	>999.99		Algorithm converged.	0.00	NE
Skin and subcutaneous tissue disorders	Onycholysis	Female	230	46.5	0	0.0	229	46.0	1	0.4		*	Quasi-complete separation of data points detected.				*	WARNING: Negative of Hessian not positive definite.			0.00		Algorithm converged.	0.00	NE	0.9999		>999.99		Algorithm converged.	0.00	NE
Skin and subcutaneous tissue disorders	Onychomadesis	Male	265	53.5	4	1.5	269	54.0	1	0.4	4.11		Convergence criterion (GCONV=1E-8) satisfied.	0.46	36.99	0.011		Algorithm converged.	-0.005	0.028	4.06		Algorithm converged.	0.46	36.09	0.2087	0.3936	0.25		Algorithm converged.	0.03	2.19
Skin and subcutaneous tissue disorders	Onychomadesis	Female	230	46.5	2	0.9	229	46.0	0	0.0		*	Quasi-complete separation of data points detected.				*	WARNING: Negative of Hessian not positive definite.			NE		Algorithm converged.	NE	NE	NE		NE		Algorithm converged.	NE	NE
Skin and subcutaneous tissue disorders	Onychomalacia	Male	265	53.5	0	0.0	269	54.0	0	0.0	NE			NE	NE	NE		NE	NE	NE	NE		NE	NE	NE	NE	NE	NE		NE	NE	NE
Skin and subcutaneous tissue disorders	Onychomalacia	Female	230	46.5	1	0.4	229	46.0	0	0.0		*	Quasi-complete separation of data points detected.				*	WARNING: Negative of Hessian not positive definite.			NE		Algorithm converged.	NE	NE	NE		NE		Algorithm converged.	NE	NE
Skin and subcutaneous tissue disorders	Pain of skin	Male	265	53.5	2	0.8	269	54.0	0	0.0		*	Quasi-complete separation of data points detected.				*	WARNING: Negative of Hessian not positive definite.			NE		Algorithm converged.	NE	NE	NE	NE	NE		Algorithm converged.	NE	NE
Skin and subcutaneous tissue disorders	Pain of skin	Female	230	46.5	0	0.0	229	46.0	0	0.0	NE			NE	NE	NE		NE	NE	NE	NE		NE	NE	NE	NE		NE		NE	NE	NE
Skin and subcutaneous tissue disorders	Papule	Male	265	53.5	0	0.0	269	54.0	0	0.0	NE			NE	NE	NE		NE	NE	NE	NE		NE	NE	NE	NE	NE	NE		NE	NE	NE
Skin and subcutaneous tissue disorders	Papule	Female	230	46.5	0	0.0	229	46.0	1	0.4		*	Quasi-complete separation of data points detected.				*	WARNING: Negative of Hessian not positive definite.			0.00		Algorithm converged.	0.00	NE	0.9999		>999.99		Algorithm converged.	0.00	NE
Skin and subcutaneous tissue disorders	Petechiae	Male	265	53.5	0	0.0	269	54.0	0	0.0	NE			NE	NE	NE		NE	NE	NE	NE		NE	NE	NE	NE	NE	NE		NE	NE	NE
Skin and subcutaneous tissue disorders	Petechiae	Female	230	46.5	0	0.0	229	46.0	1	0.4		*	Quasi-complete separation of data points detected.				*	WARNING: Negative of Hessian not positive definite.			0.00		Algorithm converged.	0.00	NE	0.9999		>999.99		Algorithm converged.	0.00	NE
Skin and subcutaneous tissue disorders	Pigmentation disorder	Male	265	53.5	3	1.1	269	54.0	0	0.0		*	Quasi-complete separation of data points detected.				*	WARNING: Negative of Hessian not positive definite.			NE		Algorithm converged.	NE	NE	NE	NE	NE		Algorithm converged.	NE	NE
Skin and subcutaneous tissue disorders	Pigmentation disorder	Female	230	46.5	0	0.0	229	46.0	0	0.0	NE			NE	NE	NE		NE	NE	NE	NE		NE	NE	NE	NE		NE		NE	NE	NE
Skin and subcutaneous tissue disorders	Prurigo	Male	265	53.5	1	0.4	269	54.0	0	0.0		*	Quasi-complete separation of data points detected.				*	WARNING: Negative of Hessian not positive definite.			NE		Algorithm converged.	NE	NE	NE	NE	NE		Algorithm converged.	NE	NE
Skin and subcutaneous tissue disorders	Prurigo	Female	230	46.5	0	0.0	229	46.0	0	0.0	NE			NE	NE	NE		NE	NE	NE	NE		NE	NE	NE	NE		NE		NE	NE	NE
Skin and subcutaneous tissue disorders	Pruritus	Male	265	53.5	25	9.4	269	54.0	14	5.2	1.90		Convergence criterion (GCONV=1E-8) satisfied.	0.96	3.74	0.042		Algorithm converged.	-0.002	0.086	1.81		Algorithm converged.	0.96	3.41	0.0650	0.0677	0.55		Algorithm converged.	0.29	1.04
Skin and subcutaneous tissue disorders	Pruritus	Female	230	46.5	12	5.2	229	46.0	16	7.0	0.73		Convergence criterion (GCONV=1E-8) satisfied.	0.34	1.59	-0.018		Algorithm converged.	-0.061	0.026	0.75		Algorithm converged.	0.36	1.54	0.4303		1.34		Algorithm converged.	0.65	2.77
Skin and subcutaneous tissue disorders	Pruritus allergic	Male	265	53.5	0	0.0	269	54.0	0	0.0	NE			NE	NE	NE		NE	NE	NE	NE		NE	NE	NE	NE	NE	NE		NE	NE	NE
Skin and subcutaneous tissue disorders	Pruritus allergic	Female	230	46.5	0	0.0	229	46.0	1	0.4		*	Quasi-complete separation of data points detected.				*	WARNING: Negative of Hessian not positive definite.			0.00		Algorithm converged.	0.00	NE	0.9999		>999.99		Algorithm converged.	0.00	NE
Skin and subcutaneous tissue disorders	Psoriasis	Male	265	53.5	1	0.4	269	54.0	0	0.0		*	Quasi-complete separation of data points detected.				*	WARNING: Negative of Hessian not positive definite.			NE		Algorithm converged.	NE	NE	NE	NE	NE		Algorithm converged.	NE	NE
Skin and subcutaneous tissue disorders	Psoriasis	Female	230	46.5	0	0.0	229	46.0	0	0.0	NE			NE	NE	NE		NE	NE	NE	NE		NE	NE	NE	NE		NE		NE	NE	NE
Skin and subcutaneous tissue disorders	Rash	Male	265	53.5	17	6.4	269	54.0	11	4.1	1.61		Convergence criterion (GCONV=1E-8) satisfied.	0.74	3.50	0.023		Algorithm converged.	-0.015	0.061	1.57		Algorithm converged.	0.75	3.29	0.2325	0.4452	0.64		Algorithm converged.	0.30	1.33
Skin and subcutaneous tissue disorders	Rash	Female	230	46.5	16	7.0	229	46.0	15	6.6	1.07		Convergence criterion (GCONV=1E-8) satisfied.	0.51	2.21	0.004		Algorithm converged.	-0.042	0.050	1.06		Algorithm converged.	0.54	2.10	0.8623		0.94		Algorithm converged.	0.48	1.86
Skin and subcutaneous tissue disorders	Rash erythematous	Male	265	53.5	0	0.0	269	54.0	0	0.0	NE			NE	NE	NE		NE	NE	NE	NE		NE	NE	NE	NE	1.0000	NE		NE	NE	NE
Skin and subcutaneous tissue disorders	Rash erythematous	Female	230	46.5	2	0.9	229	46.0	2	0.9	1.00		Convergence criterion (GCONV=1E-8) satisfied.	0.14	7.13	0.000		Algorithm converged.	-0.017	0.017	1.00		Algorithm converged.	0.14	7.01	0.9965		1.00		Algorithm converged.	0.14	7.07

Skin and subcutaneous tissue disorders	Rash macular	Male	265	53.5	0	0.0	269	54.0	0	0.0	NE			NE	NE	NE		NE	NE	NE	NE		NE	NE	NE	NE	1.0000	NE		NE	NE	NE
Skin and subcutaneous tissue disorders	Rash macular	Female	230	46.5	1	0.4	229	46.0	1	0.4	1.00		Convergence criterion (GCONV=1E-8) satisfied.	0.06	16.01	0.000		Algorithm converged.	-0.012	0.012	1.00		Algorithm converged.	0.06	15.82	0.9975		1.00		Algorithm converged.	0.06	15.96
Skin and subcutaneous tissue disorders	Rash maculo-papular	Male	265	53.5	6	2.3	269	54.0	4	1.5	1.53		Convergence criterion (GCONV=1E-8) satisfied.	0.43	5.50	0.008		Algorithm converged.	-0.015	0.031	1.52		Algorithm converged.	0.43	5.33	0.5110	0.2230	0.66		Algorithm converged.	0.19	2.30
Skin and subcutaneous tissue disorders	Rash maculo-papular	Female	230	46.5	5	2.2	229	46.0	9	3.9	0.54		Convergence criterion (GCONV=1E-8) satisfied.	0.18	1.65	-0.018		Algorithm converged.	-0.049	0.014	0.55		Algorithm converged.	0.19	1.63	0.2816		1.81		Algorithm converged.	0.62	5.31
Skin and subcutaneous tissue disorders	Rash papular	Male	265	53.5	0	0.0	269	54.0	0	0.0	NE			NE	NE	NE		NE	NE	NE	NE		NE	NE	NE	NE	NE	NE		NE	NE	NE
Skin and subcutaneous tissue disorders	Rash papular	Female	230	46.5	1	0.4	229	46.0	0	0.0		*	Quasi-complete separation of data points detected.				*	WARNING: Negative of Hessian not positive definite.			NE		Algorithm converged.	NE	NE	NE		NE		Algorithm converged.	NE	NE
Skin and subcutaneous tissue disorders	Rash pruritic	Male	265	53.5	2	0.8	269	54.0	1	0.4	2.04		Convergence criterion (GCONV=1E-8) satisfied.	0.18	22.61	0.004		Algorithm converged.	-0.009	0.017	2.03		Algorithm converged.	0.19	22.26	0.5622	0.4017	0.49		Algorithm converged.	0.04	5.40
Skin and subcutaneous tissue disorders	Rash pruritic	Female	230	46.5	1	0.4	229	46.0	2	0.9	0.50		Convergence criterion (GCONV=1E-8) satisfied.	0.04	5.50	-0.004		Algorithm converged.	-0.019	0.010	0.50		Algorithm converged.	0.05	5.45	0.5679		2.01		Algorithm converged.	0.18	22.00
Skin and subcutaneous tissue disorders	Rosacea	Male	265	53.5	0	0.0	269	54.0	0	0.0	NE			NE	NE	NE		NE	NE	NE	NE		NE	NE	NE	NE	NE	NE		NE	NE	NE
Skin and subcutaneous tissue disorders	Rosacea	Female	230	46.5	0	0.0	229	46.0	1	0.4		*	Quasi-complete separation of data points detected.				*	WARNING: Negative of Hessian not positive definite.			0.00		Algorithm converged.	0.00	NE	0.9999		>999.99		Algorithm converged.	0.00	NE
Skin and subcutaneous tissue disorders	Sarcoid-like reaction	Male	265	53.5	0	0.0	269	54.0	0	0.0	NE			NE	NE	NE		NE	NE	NE	NE		NE	NE	NE	NE	NE	NE		NE	NE	NE
Skin and subcutaneous tissue disorders	Sarcoid-like reaction	Female	230	46.5	1	0.4	229	46.0	0	0.0		*	Quasi-complete separation of data points detected.				*	WARNING: Negative of Hessian not positive definite.			NE		Algorithm converged.	NE	NE	NE		NE		Algorithm converged.	NE	NE
Skin and subcutaneous tissue disorders	Scar pain	Male	265	53.5	0	0.0	269	54.0	0	0.0	NE			NE	NE	NE		NE	NE	NE	NE		NE	NE	NE	NE	NE	NE		NE	NE	NE
Skin and subcutaneous tissue disorders	Scar pain	Female	230	46.5	1	0.4	229	46.0	0	0.0		*	Quasi-complete separation of data points detected.				*	WARNING: Negative of Hessian not positive definite.			NE		Algorithm converged.	NE	NE	NE		NE		Algorithm converged.	NE	NE
Skin and subcutaneous tissue disorders	Seborrhoeic dermatitis	Male	265	53.5	0	0.0	269	54.0	0	0.0	NE			NE	NE	NE		NE	NE	NE	NE		NE	NE	NE	NE	NE	NE		NE	NE	NE
Skin and subcutaneous tissue disorders	Seborrhoeic dermatitis	Female	230	46.5	0	0.0	229	46.0	1	0.4		*	Quasi-complete separation of data points detected.				*	WARNING: Negative of Hessian not positive definite.			0.00		Algorithm converged.	0.00	NE	0.9999		>999.99		Algorithm converged.	0.00	NE
Skin and subcutaneous tissue disorders	Skin burning sensation	Male	265	53.5	0	0.0	269	54.0	0	0.0	NE			NE	NE	NE		NE	NE	NE	NE		NE	NE	NE	NE	NE	NE		NE	NE	NE
Skin and subcutaneous tissue disorders	Skin burning sensation	Female	230	46.5	1	0.4	229	46.0	0	0.0		*	Quasi-complete separation of data points detected.				*	WARNING: Negative of Hessian not positive definite.			NE		Algorithm converged.	NE	NE	NE		NE		Algorithm converged.	NE	NE
Skin and subcutaneous tissue disorders	Skin discolouration	Male	265	53.5	1	0.4	269	54.0	2	0.7	0.51		Convergence criterion (GCONV=1E-8) satisfied.	0.05	5.61	-0.004		Algorithm converged.	-0.016	0.009	0.51		Algorithm converged.	0.05	5.56	0.5788	0.7170	1.97		Algorithm converged.	0.18	21.60
Skin and subcutaneous tissue disorders	Skin discolouration	Female	230	46.5	1	0.4	229	46.0	1	0.4	1.00		Convergence criterion (GCONV=1E-8) satisfied.	0.06	16.01	0.000		Algorithm converged.	-0.012	0.012	1.00		Algorithm converged.	0.06	15.82	0.9975		1.00		Algorithm converged.	0.06	15.96
Skin and subcutaneous tissue disorders	Skin disorder	Male	265	53.5	1	0.4	269	54.0	0	0.0		*	Quasi-complete separation of data points detected.				*	WARNING: Negative of Hessian not positive definite.			NE		Algorithm converged.	NE	NE	NE	NE	NE		Algorithm converged.	NE	NE
Skin and subcutaneous tissue disorders	Skin disorder	Female	230	46.5	0	0.0	229	46.0	0	0.0	NE			NE	NE	NE		NE	NE	NE	NE		NE	NE	NE	NE		NE		NE	NE	NE
Skin and subcutaneous tissue disorders	Skin exfoliation	Male	265	53.5	1	0.4	269	54.0	0	0.0		*	Quasi-complete separation of data points detected.				*	WARNING: Negative of Hessian not positive definite.			NE		Algorithm converged.	NE	NE	NE	0.3029	NE		Algorithm converged.	NE	NE
Skin and subcutaneous tissue disorders	Skin exfoliation	Female	230	46.5	1	0.4	229	46.0	1	0.4	1.00		Convergence criterion (GCONV=1E-8) satisfied.	0.06	16.01	0.000		Algorithm converged.	-0.012	0.012	1.00		Algorithm converged.	0.06	15.82	0.9975		1.00		Algorithm converged.	0.06	15.96
Skin and subcutaneous tissue disorders	Skin fissures	Male	265	53.5	0	0.0	269	54.0	3	1.1		*	Quasi-complete separation of data points detected.				*	ERROR: The mean parameter is either invalid or at a limit of its range for some observations.			0.00		Algorithm converged.	0.00	NE	0.9999	NE	>999.99		Algorithm converged.	0.00	NE
Skin and subcutaneous tissue disorders	Skin fissures	Female	230	46.5	0	0.0	229	46.0	0	0.0	NE			NE	NE	NE		NE	NE	NE	NE		NE	NE	NE	NE		NE		NE	NE	NE
Skin and subcutaneous tissue disorders	Skin fragility	Male	265	53.5	0	0.0	269	54.0	1	0.4		*	Quasi-complete separation of data points detected.				*	ERROR: The mean parameter is either invalid or at a limit of its range for some observations.			0.00		Algorithm converged.	0.00	NE	0.9999	NE	>999.99		Algorithm converged.	0.00	NE
Skin and subcutaneous tissue disorders	Skin fragility	Female	230	46.5	0	0.0	229	46.0	0	0.0	NE			NE	NE	NE		NE	NE	NE	NE		NE	NE	NE	NE		NE		NE	NE	NE
Skin and subcutaneous tissue disorders	Skin hyperpigmentation	Male	265	53.5	0	0.0	269	54.0	1	0.4		*	Quasi-complete separation of data points detected.				*	ERROR: The mean parameter is either invalid or at a limit of its range for some observations.			0.00		Algorithm converged.	0.00	NE	0.9999	0.1909	>999.99		Algorithm converged.	0.00	NE
Skin and subcutaneous tissue disorders	Skin hyperpigmentation	Female	230	46.5	2	0.9	229	46.0	1	0.4	2.00		Convergence criterion (GCONV=1E-8) satisfied.	0.18	22.21	0.004		Algorithm converged.	-0.010	0.019	1.99		Algorithm converged.	0.18	21.81	0.5727		0.50		Algorithm converged.	0.05	5.50
Skin and subcutaneous tissue disorders	Skin lesion	Male	265	53.5	0	0.0	269	54.0	0	0.0	NE			NE	NE	NE		NE	NE	NE	NE		NE	NE	NE	NE	NE	NE		NE	NE	NE
Skin and subcutaneous tissue disorders	Skin lesion	Female	230	46.5	1	0.4	229	46.0	0	0.0		*	Quasi-complete separation of data points detected.				*	WARNING: Negative of Hessian not positive definite.			NE		Algorithm converged.	NE	NE	NE		NE		Algorithm converged.	NE	NE
Skin and subcutaneous tissue disorders	Skin plaque	Male	265	53.5	0	0.0	269	54.0	0	0.0	NE			NE	NE	NE		NE	NE	NE	NE		NE	NE	NE	NE	NE	NE		NE	NE	NE
Skin and subcutaneous tissue disorders	Skin plaque	Female	230	46.5	0	0.0	229	46.0	1	0.4		*	Quasi-complete separation of data points detected.				*	WARNING: Negative of Hessian not positive definite.			0.00		Algorithm converged.	0.00	NE	0.9999		>999.99		Algorithm converged.	0.00	NE
Skin and subcutaneous tissue disorders	Skin striae	Male	265	53.5	1	0.4	269	54.0	0	0.0		*	Quasi-complete separation of data points detected.				*	WARNING: Negative of Hessian not positive definite.			NE		Algorithm converged.	NE	NE	NE	NE	NE		Algorithm converged.	NE	NE
Skin and subcutaneous tissue disorders	Skin striae	Female	230	46.5	0	0.0	229	46.0	0	0.0	NE			NE	NE	NE		NE	NE	NE	NE		NE	NE	NE	NE		NE		NE	NE	NE
Skin and subcutaneous tissue disorders	Skin ulcer	Male	265	53.5	2	0.8	269	54.0	1	0.4	2.04		Convergence criterion (GCONV=1E-8) satisfied.	0.18	22.61	0.004		Algorithm converged.	-0.009	0.017	2.03		Algorithm converged.	0.19	22.26	0.5622	0.2790	0.49		Algorithm converged.	0.04	5.40
Skin and subcutaneous tissue disorders	Skin ulcer	Female	230	46.5	2	0.9	229	46.0	0	0.0		*	Quasi-complete separation of data points detected.				*	WARNING: Negative of Hessian not positive definite.			NE		Algorithm converged.	NE	NE	NE		NE		Algorithm converged.	NE	NE
Skin and subcutaneous tissue disorders	Superficial inflammatory dermatosis	Male	265	53.5	0	0.0	269	54.0	0	0.0	NE			NE	NE	NE		NE	NE	NE	NE		NE	NE	NE	NE	NE	NE		NE	NE	NE
Skin and subcutaneous tissue disorders	Superficial inflammatory dermatosis	Female	230	46.5	1	0.4	229	46.0	0	0.0		*	Quasi-complete separation of data points detected.				*	WARNING: Negative of Hessian not positive definite.			NE		Algorithm converged.	NE	NE	NE		NE		Algorithm converged.	NE	NE
Skin and subcutaneous tissue disorders	Toxic skin eruption	Male	265	53.5	1	0.4	269	54.0	0	0.0		*	Quasi-complete separation of data points detected.				*	WARNING: Negative of Hessian not positive definite.			NE		Algorithm converged.	NE	NE	NE	1.0000	NE		Algorithm converged.	NE	NE
Skin and subcutaneous tissue disorders	Toxic skin eruption	Female	230	46.5	1	0.4	229	46.0	0	0.0		*	Quasi-complete separation of data points detected.				*	WARNING: Negative of Hessian not positive definite.			NE		Algorithm converged.	NE	NE	NE		NE		Algorithm converged.	NE	NE
Skin and subcutaneous tissue disorders	Trichodynia	Male	265	53.5	0	0.0	269	54.0	0	0.0	NE			NE	NE	NE		NE	NE	NE	NE		NE	NE	NE	NE	NE	NE		NE	NE	NE
Skin and subcutaneous tissue disorders	Trichodynia	Female	230	46.5	1	0.4	229	46.0	0	0.0		*	Quasi-complete separation of data points detected.				*	WARNING: Negative of Hessian not positive definite.			NE		Algorithm converged.	NE	NE	NE		NE		Algorithm converged.	NE	NE
Skin and subcutaneous tissue disorders	Urticaria	Male	265	53.5	3	1.1	269	54.0	5	1.9	0.60		Convergence criterion (GCONV=1E-8) satisfied.	0.14	2.56	-0.007		Algorithm converged.	-0.028	0.013	0.61		Algorithm converged.	0.15	2.52	0.4941	0.4650	1.64		Algorithm converged.	0.40	6.80
Skin and subcutaneous tissue disorders	Urticaria	Female	230	46.5	3	1.3	229	46.0	10	4.4	0.29		Convergence criterion (GCONV=1E-8) satisfied.	0.08	1.07	-0.031		Algorithm converged.	-0.061	0.000	0.30		Algorithm converged.	0.08	1.07	0.0637		3.35		Algorithm converged.	0.93	12.01
Skin and subcutaneous tissue disorders	Vitiligo	Male	265	53.5	0	0.0	269	54.0	0	0.0	NE			NE	NE	NE		NE	NE	NE	NE		NE	NE	NE	NE	NE	NE		NE	NE	NE
Skin and subcutaneous tissue disorders	Vitiligo	Female	230	46.5	0	0.0	229	46.0	1	0.4		*	Quasi-complete separation of data points detected.				*	WARNING: Negative of Hessian not positive definite.			0.00		Algorithm converged.	0.00	NE	0.9999		>999.99		Algorithm converged.	0.00	NE
Surgical and medical procedures		Male	265	53.5	0	0.0	269	54.0	1	0.4		*	Quasi-complete separation of data points detected.				*	ERROR: The mean parameter is either invalid or at a limit of its range for some observations.			0.00		Algorithm converged.	0.00	NE	0.9999	0.0968	>999.99		Algorithm converged.	0.00	NE
Surgical and medical procedures		Female	230	46.5	1	0.4	229	46.0	0	0.0		*	Quasi-complete separation of data points detected.				*	WARNING: Negative of Hessian not positive definite.			NE		Algorithm converged.	NE	NE	NE		NE		Algorithm converged.	NE	NE
Surgical and medical procedures	Sinus operation	Male	265	53.5	0	0.0	269	54.0	1	0.4		*	Quasi-complete separation of data points detected.				*	ERROR: The mean parameter is either invalid or at a limit of its range for some observations.			0.00		Algorithm converged.	0.00	NE	0.9999	0.0968	>999.99		Algorithm converged.	0.00	NE
Surgical and medical procedures	Sinus operation	Female	230	46.5	1	0.4	229	46.0	0	0.0		*	Quasi-complete separation of data points detected.				*	WARNING: Negative of Hessian not positive definite.			NE		Algorithm converged.	NE	NE	NE		NE		Algorithm converged.	NE	NE
Vascular disorders		Male	265	53.5	36	13.6	269	54.0	36	13.4	1.02		Convergence criterion (GCONV=1E-8) satisfied.	0.62	1.67	0.002		Algorithm converged.	-0.056	0.060	1.02		Algorithm converged.	0.66	1.56	0.9455	0.3294	0.99		Algorithm converged.	0.64	1.51
Vascular disorders		Female	230	46.5	40	17.4	229	46.0	52	22.7	0.72		Convergence criterion (GCONV=1E-8) satisfied.	0.45	1.14	-0.053		Algorithm converged.	-0.126	0.020	0.77		Algorithm converged.	0.53	1.11	0.1570		1.31		Algorithm converged.	0.90	1.89
Vascular disorders	Aortic aneurysm	Male	265	53.5	0	0.0	269	54.0	1	0.4		*	Quasi-complete separation of data points detected.				*	ERROR: The mean parameter is either invalid or at a limit of its range for some observations.			0.00		Algorithm converged.	0.00	NE	0.9999	NE	>999.99		Algorithm converged.	0.00	NE
Vascular disorders	Aortic aneurysm	Female	230	46.5	0	0.0	229	46.0	0	0.0	NE			NE	NE	NE		NE	NE	NE	NE		NE	NE	NE	NE		NE		NE	NE	NE
Vascular disorders	Circulatory collapse	Male	265	53.5	0	0.0	269	54.0	0	0.0	NE			NE	NE	NE		NE	NE	NE	NE		NE	NE	NE	NE	NE	NE		NE	NE	NE
Vascular disorders	Circulatory collapse	Female	230	46.5	0	0.0	229	46.0	1	0.4		*	Quasi-complete separation of data points detected.				*	WARNING: Negative of Hessian not positive definite.			0.00		Algorithm converged.	0.00	NE	0.9999		>999.99		Algorithm converged.	0.00	NE
Vascular disorders	Deep vein thrombosis	Male	265	53.5	2	0.8	269	54.0	2	0.7	1.02		Convergence criterion (GCONV=1E-8) satisfied.	0.14	7.26	0.000		Algorithm converged.	-0.015	0.015	1.02		Algorithm converged.	0.14	7.15	0.9880	0.9880	0.99		Algorithm converged.	0.14	6.94
Vascular disorders	Deep vein thrombosis	Female	230	46.5	3	1.3	229	46.0	3	1.3	1.00		Convergence criterion (GCONV=1E-8) satisfied.	0.20	4.99	0.000		Algorithm converged.	-0.021	0.021	1.00		Algorithm converged.	0.20	4.88	0.9957		1.00		Algorithm converged.	0.20	4.92
Vascular disorders	Embolism	Male	265	53.5	0	0.0	269	54.0	1	0.4		*	Quasi-complete separation of data points detected.				*	ERROR: The mean parameter is either invalid or at a limit of its range for some observations.			0.00		Algorithm converged.	0.00	NE	0.9999	0.4803	>999.99		Algorithm converged.	0.00	NE
Vascular disorders	Embolism	Female	230	46.5	1	0.4	229	46.0	3	1.3	0.33		Convergence criterion (GCONV=1E-8) satisfied.	0.03	3.19	-0.009		Algorithm converged.	-0.026	0.008	0.33		Algorithm converged.	0.03	3.17	0.3379		3.01		Algorithm converged.	0.32	28.75
Vascular disorders	Flushing	Male	265	53.5	1	0.4	269	54.0	5	1.9	0.20		Convergence criterion (GCONV=1E-8) satisfied.	0.02	1.72	-0.015		Algorithm converged.	-0.033	0.003	0.20		Algorithm converged.	0.02	1.73	0.1443	0.3033	4.93		Algorithm converged.	0.58	41.88
Vascular disorders	Flushing	Female	230	46.5	3	1.3	229	46.0	4	1.7	0.74		Convergence criterion (GCONV=1E-8) satisfied.	0.16	3.36	-0.004		Algorithm converged.	-0.027	0.018	0.75		Algorithm converged.	0.17	3.30	0.7000		1.34		Algorithm converged.	0.30	5.92
Vascular disorders	Haematoma	Male	265	53.5	4	1.5	269	54.0	1	0.4	4.11		Convergence criterion (GCONV=1E-8) satisfied.	0.46	36.99	0.011		Algorithm converged.	-0.005	0.028	4.06		Algorithm converged.	0.46	36.09	0.2087	0.4315	0.25		Algorithm converged.	0.03	2.19
Vascular disorders	Haematoma	Female	230	46.5	1	0.4	229	46.0	1	0.4	1.00		Convergence criterion (GCONV=1E-8) satisfied.	0.06	16.01	0.000		Algorithm converged.	-0.012	0.012	1.00		Algorithm converged.	0.06	15.82	0.9975		1.00		Algorithm converged.	0.06	15.96
Vascular disorders	Haemorrhage	Male	265	53.5	0	0.0	269	54.0	2	0.7		*	Quasi-complete separation of data points detected.				*	ERROR: The mean parameter is either invalid or at a limit of its range for some observations.			0.00		Algorithm converged.	0.00	NE	0.9999	NE	>999.99		Algorithm converged.	0.00	NE
Vascular disorders	Haemorrhage	Female	230	46.5	0	0.0	229	46.0	0	0.0	NE			NE	NE	NE		NE	NE	NE	NE		NE	NE	NE	NE		NE		NE	NE	NE
Vascular disorders	Hot flush	Male	265	53.5	1	0.4	269	54.0	2	0.7	0.51		Convergence criterion (GCONV=1E-8) satisfied.	0.05	5.61	-0.004		Algorithm converged.	-0.016	0.009	0.51		Algorithm converged.	0.05	5.56	0.5788	0.8787	1.97		Algorithm converged.	0.18	21.60
Vascular disorders	Hot flush	Female	230	46.5	5	2.2	229	46.0	8	3.5	0.61		Convergence criterion (GCONV=1E-8) satisfied.	0.20	1.91	-0.013		Algorithm converged.	-0.044	0.017	0.62		Algorithm converged.	0.21	1.87	0.3990		1.61		Algorithm converged.	0.53	4.84
Vascular disorders	Hypertension	Male	265	53.5	9	3.4	269	54.0	10	3.7	0.91		Convergence criterion (GCONV=1E-8) satisfied.	0.36	2.28	-0.003		Algorithm converged.	-0.035	0.028	0.91		Algorithm converged.	0.38	2.21	0.8413	0.4477	1.09		Algorithm converged.	0.45	2.65
Vascular disorders	Hypertension	Female	230	46.5	8	3.5	229	46.0	14	6.1	0.55		Convergence criterion (GCONV=1E-8) satisfied.	0.23	1.35	-0.026		Algorithm converged.	-0.065	0.013	0.57		Algorithm converged.	0.24	1.33	0.1930		1.76		Algorithm converged.	0.75	4.11
Vascular disorders	Hypertensive crisis	Male	265	53.5	0	0.0	269	54.0	0	0.0	NE			NE	NE	NE		NE	NE	NE	NE		NE	NE	NE	NE	NE	NE		NE	NE	NE
Vascular disorders	Hypertensive crisis	Female	230	46.5	0	0.0	229	46.0	1	0.4		*	Quasi-complete separation of data points detected.				*	WARNING: Negative of Hessian not positive definite.			0.00		Algorithm converged.	0.00	NE	0.9999		>999.99		Algorithm converged.	0.00	NE
Vascular disorders	Hypotension	Male	265	53.5	12	4.5	269	54.0	11	4.1	1.11		Convergence criterion (GCONV=1E-8) satisfied.	0.48	2.57	0.004		Algorithm converged.	-0.030	0.039	1.11		Algorithm converged.	0.50	2.47	0.8028	0.3396	0.90		Algorithm converged.	0.41	2.01
Vascular disorders	Hypotension	Female	230	46.5	6	2.6	229	46.0	10	4.4	0.59		Convergence criterion (GCONV=1E-8) satisfied.	0.21	1.64	-0.018		Algorithm converged.	-0.051	0.016	0.60		Algorithm converged.	0.22	1.62	0.3104		1.67		Algorithm converged.	0.62	4.53
Vascular disorders	Hypovolaemic shock	Male	265	53.5	0	0.0	269	54.0	0	0.0	NE			NE	NE	NE		NE	NE	NE	NE		NE	NE	NE	NE	NE	NE		NE	NE	NE
Vascular disorders	Hypovolaemic shock	Female	230	46.5	0	0.0	229	46.0	1	0.4		*	Quasi-complete separation of data points detected.				*	WARNING: Negative of Hessian not positive definite.			0.00		Algorithm converged.	0.00	NE	0.9999		>999.99		Algorithm converged.	0.00	NE
Vascular disorders	Jugular vein thrombosis	Male	265	53.5	2	0.8	269	54.0	1	0.4	2.04		Convergence criterion (GCONV=1E-8) satisfied.	0.18	22.61	0.004		Algorithm converged.	-0.009	0.017	2.03		Algorithm converged.	0.19	22.26	0.5622	0.9911	0.49		Algorithm converged.	0.04	5.40
Vascular disorders	Jugular vein thrombosis	Female	230	46.5	2	0.9	229	46.0	1	0.4	2.00		Convergence criterion (GCONV=1E-8) satisfied.	0.18	22.21	0.004		Algorithm converged.	-0.010	0.019	1.99		Algorithm converged.	0.18	21.81	0.5727		0.50		Algorithm converged.	0.05	5.50
Vascular disorders	Lymphoedema	Male	265	53.5	1	0.4	269	54.0	0	0.0		*	Quasi-complete separation of data points detected.				*	WARNING: Negative of Hessian not positive definite.			NE		Algorithm converged.	NE	NE	NE	NE	NE		Algorithm converged.	NE	NE
Vascular disorders	Lymphoedema	Female	230	46.5	0	0.0	229	46.0	0	0.0	NE			NE	NE	NE		NE	NE	NE	NE		NE	NE	NE	NE		NE		NE	NE	NE
Vascular disorders	Orthostatic hypotension	Male	265	53.5	0	0.0	269	54.0	0	0.0	NE			NE	NE	NE		NE	NE	NE	NE		NE	NE	NE	NE	NE	NE		NE	NE	NE
Vascular disorders	Orthostatic hypotension	Female	230	46.5	1	0.4	229	46.0	0	0.0		*	Quasi-complete separation of data points detected.				*	WARNING: Negative of Hessian not positive definite.			NE		Algorithm converged.	NE	NE	NE		NE		Algorithm converged.	NE	NE
Vascular disorders	Pallor	Male	265	53.5	0	0.0	269	54.0	0	0.0	NE			NE	NE	NE		NE	NE	NE	NE		NE	NE	NE	NE	NE	NE		NE	NE	NE
Vascular disorders	Pallor	Female	230	46.5	0	0.0	229	46.0	1	0.4		*	Quasi-complete separation of data points detected.				*	WARNING: Negative of Hessian not positive definite.			0.00		Algorithm converged.	0.00	NE	0.9999		>999.99		Algorithm converged.	0.00	NE
Vascular disorders	Pelvic venous thrombosis	Male	265	53.5	0	0.0	269	54.0	0	0.0	NE			NE	NE	NE		NE	NE	NE	NE		NE	NE	NE	NE	NE	NE		NE	NE	NE
Vascular disorders	Pelvic venous thrombosis	Female	230	46.5	1	0.4	229	46.0	0	0.0		*	Quasi-complete separation of data points detected.				*	WARNING: Negative of Hessian not positive definite.			NE		Algorithm converged.	NE	NE	NE		NE		Algorithm converged.	NE	NE
Vascular disorders	Peripheral coldness	Male	265	53.5	0	0.0	269	54.0	1	0.4		*	Quasi-complete separation of data points detected.				*	ERROR: The mean parameter is either invalid or at a limit of its range for some observations.			0.00		Algorithm converged.	0.00	NE	0.9999	1.0000	>999.99		Algorithm converged.	0.00	NE
Vascular disorders	Peripheral coldness	Female	230	46.5	0	0.0	229	46.0	1	0.4		*	Quasi-complete separation of data points detected.				*	WARNING: Negative of Hessian not positive definite.			0.00		Algorithm converged.	0.00	NE	0.9999		>999.99		Algorithm converged.	0.00	NE
Vascular disorders	Peripheral embolism	Male	265	53.5	0	0.0	269	54.0	0	0.0	NE			NE	NE	NE		NE	NE	NE	NE		NE	NE	NE	NE	NE	NE		NE	NE	NE
Vascular disorders	Peripheral embolism	Female	230	46.5	1	0.4	229	46.0	0	0.0		*	Quasi-complete separation of data points detected.				*	WARNING: Negative of Hessian not positive definite.			NE		Algorithm converged.	NE	NE	NE		NE		Algorithm converged.	NE	NE
Vascular disorders	Peripheral ischaemia	Male	265	53.5	0	0.0	269	54.0	1	0.4		*	Quasi-complete separation of data points detected.				*	ERROR: The mean parameter is either invalid or at a limit of its range for some observations.			0.00		Algorithm converged.	0.00	NE	0.9999	NE	>999.99		Algorithm converged.	0.00	NE
Vascular disorders	Peripheral ischaemia	Female	230	46.5	0	0.0	229	46.0	0	0.0	NE			NE	NE	NE		NE	NE	NE	NE		NE	NE	NE	NE		NE		NE	NE	NE
Vascular disorders	Peripheral venous disease	Male	265	53.5	0	0.0	269	54.0	0	0.0	NE			NE	NE	NE		NE	NE	NE	NE		NE	NE	NE	NE	NE	NE		NE	NE	NE
Vascular disorders	Peripheral venous disease	Female	230	46.5	0	0.0	229	46.0	1	0.4		*	Quasi-complete separation of data points detected.				*	WARNING: Negative of Hessian not positive definite.			0.00		Algorithm converged.	0.00	NE	0.9999		>999.99		Algorithm converged.	0.00	NE
Vascular disorders	Phlebitis	Male	265	53.5	1	0.4	269	54.0	2	0.7	0.51		Convergence criterion (GCONV=1E-8) satisfied.	0.05	5.61	-0.004		Algorithm converged.	-0.016	0.009	0.51		Algorithm converged.	0.05	5.56	0.5788	0.7170	1.97		Algorithm converged.	0.18	21.60
Vascular disorders	Phlebitis	Female	230	46.5	1	0.4	229	46.0	1	0.4	1.00		Convergence criterion (GCONV=1E-8) satisfied.	0.06	16.01	0.000		Algorithm converged.	-0.012	0.012	1.00		Algorithm converged.	0.06	15.82	0.9975		1.00		Algorithm converged.	0.06	15.96
Vascular disorders	Subgaleal haematoma	Male	265	53.5	0	0.0	269	54.0	0	0.0	NE			NE	NE	NE		NE	NE	NE	NE		NE	NE	NE	NE	NE	NE		NE	NE	NE
Vascular disorders	Subgaleal haematoma	Female	230	46.5	0	0.0	229	46.0	1	0.4		*	Quasi-complete separation of data points detected.				*	WARNING: Negative of Hessian not positive definite.			0.00		Algorithm converged.	0.00	NE	0.9999		>999.99		Algorithm converged.	0.00	NE
Vascular disorders	Superficial vein thrombosis	Male	265	53.5	0	0.0	269	54.0	0	0.0	NE			NE	NE	NE		NE	NE	NE	NE		NE	NE	NE	NE	1.0000	NE		NE	NE	NE
Vascular disorders	Superficial vein thrombosis	Female	230	46.5	1	0.4	229	46.0	1	0.4	1.00		Convergence criterion (GCONV=1E-8) satisfied.	0.06	16.01	0.000		Algorithm converged.	-0.012	0.012	1.00		Algorithm converged.	0.06	15.82	0.9975		1.00		Algorithm converged.	0.06	15.96
Vascular disorders	Systolic hypertension	Male	265	53.5	0	0.0	269	54.0	0	0.0	NE			NE	NE	NE		NE	NE	NE	NE		NE	NE	NE	NE	NE	NE		NE	NE	NE
Vascular disorders	Systolic hypertension	Female	230	46.5	1	0.4	229	46.0	0	0.0		*	Quasi-complete separation of data points detected.				*	WARNING: Negative of Hessian not positive definite.			NE		Algorithm converged.	NE	NE	NE		NE		Algorithm converged.	NE	NE
Vascular disorders	Thrombophlebitis	Male	265	53.5	1	0.4	269	54.0	3	1.1	0.34		Convergence criterion (GCONV=1E-8) satisfied.	0.03	3.25	-0.007		Algorithm converged.	-0.022	0.007	0.34		Algorithm converged.	0.04	3.23	0.3467	0.2687	2.96		Algorithm converged.	0.31	28.23
Vascular disorders	Thrombophlebitis	Female	230	46.5	2	0.9	229	46.0	1	0.4	2.00		Convergence criterion (GCONV=1E-8) satisfied.	0.18	22.21	0.004		Algorithm converged.	-0.010	0.019	1.99		Algorithm converged.	0.18	21.81	0.5727		0.50		Algorithm converged.	0.05	5.50
Vascular disorders	Thrombosis	Male	265	53.5	2	0.8	269	54.0	3	1.1	0.67		Convergence criterion (GCONV=1E-8) satisfied.	0.11	4.07	-0.004		Algorithm converged.	-0.020	0.013	0.68		Algorithm converged.	0.11	4.02	0.6674	0.4683	1.48		Algorithm converged.	0.25	8.77
Vascular disorders	Thrombosis	Female	230	46.5	2	0.9	229	46.0	1	0.4	2.00		Convergence criterion (GCONV=1E-8) satisfied.	0.18	22.21	0.004		Algorithm converged.	-0.010	0.019	1.99		Algorithm converged.	0.18	21.81	0.5727		0.50		Algorithm converged.	0.05	5.50
Vascular disorders	Varicose vein	Male	265	53.5	1	0.4	269	54.0	0	0.0		*	Quasi-complete separation of data points detected.				*	WARNING: Negative of Hessian not positive definite.			NE		Algorithm converged.	NE	NE	NE	NE	NE		Algorithm converged.	NE	NE
Vascular disorders	Varicose vein	Female	230	46.5	0	0.0	229	46.0	0	0.0	NE			NE	NE	NE		NE	NE	NE	NE		NE	NE	NE	NE		NE		NE	NE	NE
Vascular disorders	Vascular pain	Male	265	53.5	0	0.0	269	54.0	0	0.0	NE			NE	NE	NE		NE	NE	NE	NE		NE	NE	NE	NE	1.0000	NE		NE	NE	NE
Vascular disorders	Vascular pain	Female	230	46.5	1	0.4	229	46.0	1	0.4	1.00		Convergence criterion (GCONV=1E-8) satisfied.	0.06	16.01	0.000		Algorithm converged.	-0.012	0.012	1.00		Algorithm converged.	0.06	15.82	0.9975		1.00		Algorithm converged.	0.06	15.96
Vascular disorders	Vasculitis	Male	265	53.5	2	0.8	269	54.0	0	0.0		*	Quasi-complete separation of data points detected.				*	WARNING: Negative of Hessian not positive definite.			NE		Algorithm converged.	NE	NE	NE	1.0000	NE		Algorithm converged.	NE	NE
Vascular disorders	Vasculitis	Female	230	46.5	2	0.9	229	46.0	0	0.0		*	Quasi-complete separation of data points detected.				*	WARNING: Negative of Hessian not positive definite.			NE		Algorithm converged.	NE	NE	NE		NE		Algorithm converged.	NE	NE
Vascular disorders	Vein disorder	Male	265	53.5	1	0.4	269	54.0	0	0.0		*	Quasi-complete separation of data points detected.				*	WARNING: Negative of Hessian not positive definite.			NE		Algorithm converged.	NE	NE	NE	NE	NE		Algorithm converged.	NE	NE
Vascular disorders	Vein disorder	Female	230	46.5	0	0.0	229	46.0	0	0.0	NE			NE	NE	NE		NE	NE	NE	NE		NE	NE	NE	NE		NE		NE	NE	NE
Vascular disorders	Venous thrombosis	Male	265	53.5	0	0.0	269	54.0	0	0.0	NE			NE	NE	NE		NE	NE	NE	NE		NE	NE	NE	NE	1.0000	NE		NE	NE	NE
Vascular disorders	Venous thrombosis	Female	230	46.5	1	0.4	229	46.0	1	0.4	1.00		Convergence criterion (GCONV=1E-8) satisfied.	0.06	16.01	0.000		Algorithm converged.	-0.012	0.012	1.00		Algorithm converged.	0.06	15.82	0.9975		1.00		Algorithm converged.	0.06	15.96
Vascular disorders	Venous thrombosis limb	Male	265	53.5	0	0.0	269	54.0	0	0.0	NE			NE	NE	NE		NE	NE	NE	NE		NE	NE	NE	NE	NE	NE		NE	NE	NE
Vascular disorders	Venous thrombosis limb	Female	230	46.5	1	0.4	229	46.0	0	0.0		*	Quasi-complete separation of data points detected.				*	WARNING: Negative of Hessian not positive definite.			NE		Algorithm converged.	NE	NE	NE		NE		Algorithm converged.	NE	NE

Includes treatment-emergent AEs during AE reporting period only, which is defined as new or worsening AE from the first dose of any study drug through 90 days after the last dose of any study drug or prior to NALT, whichever is earlier.
Test for interaction based on RR (Log-binomial regression)
* indicates convergence problem. Result is uninterpretable.
Clinical cut-off: 15JUN2022

Program: root/clinical_studies/RO5541077/CDPT7884/GO39942/data_analysis/ACE_FINAL_OS/prod/program/t_ae_raw_soc.sas
Output: root/clinical_studies/RO5541077/CDPT7884/GO39942/data_analysis/ACE_FINAL_OS/prod/output/t_ae_raw_soc_sg2_AE_SE_POOLED_15JUN2022_39942.xls
08FEB2023 17:30

POPULATION: Global and China Extension Population, Safety-Evaluable Population
ENDPOINT: AEs Grade 3-5
MODEL: Unstratified analysis
STUDY: GO39942
Dichotomous Analysis by Subgroups (Safety)

All

			Polatuzumab Vedotin + R-CHP (N=495)				R-CHOP (N=498)				Polatuzumab Vedotin + R-CHP vs. R-CHOP																	R-CHOP vs. Polatuzumab Vedotin + R-CHP				
			Patients		Patients with Event		Patients		Patients with Event		Odds Ratio					Absolute Risk Difference					Relative Risk							Relative Risk				
MedDRA System Organ Class	MedDRA Preferred Term	Level	n	%	n	%	n	%	n	%	Odds Ratio		Convergence Reason	95% Lower CL	95% Upper CL	Absolute Risk		Convergence Reason	95% Lower CL	95% Upper CL	Relative Risk		Convergence Reason	95% Lower CL	95% Upper CL	p-value (Wald)	Interaction Test p-value (likelihood ratio)	Relative Risk		Convergence Reason	95% Lower CL	95% Upper CL
Blood and lymphatic system disorders		n/a	495	100.0	198	40.0	498	100.0	191	38.4	1.07		Convergence criterion (GCONV=1E-8) satisfied.	0.83	1.38	0.016		Algorithm converged.	-0.044	0.077	1.04		Algorithm converged.	0.89	1.22	0.5952	NE	0.96		Algorithm converged.	0.82	1.12
Blood and lymphatic system disorders	Agranulocytosis	n/a	495	100.0	0	0.0	498	100.0	1	0.2		*	Quasi-complete separation of data points detected.				*	WARNING: Negative of Hessian not positive definite.			0.00		Algorithm converged.	0.00	NE	0.9999	NE	>999.99		Algorithm converged.	0.00	NE
Blood and lymphatic system disorders	Anaemia	n/a	495	100.0	56	11.3	498	100.0	48	9.6	1.20		Convergence criterion (GCONV=1E-8) satisfied.	0.80	1.80	0.017		Algorithm converged.	-0.021	0.055	1.17		Algorithm converged.	0.81	1.69	0.3896	NE	0.85		Algorithm converged.	0.59	1.23
Blood and lymphatic system disorders	Aplasia pure red cell	n/a	495	100.0	1	0.2	498	100.0	1	0.2	1.01		Convergence criterion (GCONV=1E-8) satisfied.	0.06	16.13	0.000		Algorithm converged.	-0.006	0.006	1.01		Algorithm converged.	0.06	16.04	0.9966	NE	0.99		Algorithm converged.	0.06	15.85
Blood and lymphatic system disorders	Cytopenia	n/a	495	100.0	1	0.2	498	100.0	0	0.0		*	Quasi-complete separation of data points detected.				*	WARNING: Negative of Hessian not positive definite.			NE		Algorithm converged.	NE	NE	NE	NE	NE		Algorithm converged.	NE	NE
Blood and lymphatic system disorders	Febrile bone marrow aplasia	n/a	495	100.0	1	0.2	498	100.0	2	0.4	0.50		Convergence criterion (GCONV=1E-8) satisfied.	0.05	5.55	-0.002		Algorithm converged.	-0.009	0.005	0.50		Algorithm converged.	0.05	5.53	0.5743	NE	1.99		Algorithm converged.	0.18	21.85
Blood and lymphatic system disorders	Febrile neutropenia	n/a	495	100.0	64	12.9	498	100.0	38	7.6	1.80		Convergence criterion (GCONV=1E-8) satisfied.	1.18	2.74	0.053		Algorithm converged.	0.015	0.091	1.69		Algorithm converged.	1.16	2.48	0.0068	NE	0.59		Algorithm converged.	0.40	0.86
Blood and lymphatic system disorders	Hypofibrinogenaemia	n/a	495	100.0	0	0.0	498	100.0	1	0.2		*	Quasi-complete separation of data points detected.				*	WARNING: Negative of Hessian not positive definite.			0.00		Algorithm converged.	0.00	NE	0.9999	NE	>999.99		Algorithm converged.	0.00	NE
Blood and lymphatic system disorders	Leukopenia	n/a	495	100.0	30	6.1	498	100.0	37	7.4	0.80		Convergence criterion (GCONV=1E-8) satisfied.	0.49	1.32	-0.014		Algorithm converged.	-0.045	0.017	0.82		Algorithm converged.	0.51	1.30	0.3908	NE	1.23		Algorithm converged.	0.77	1.95
Blood and lymphatic system disorders	Lymphopenia	n/a	495	100.0	8	1.6	498	100.0	10	2.0	0.80		Convergence criterion (GCONV=1E-8) satisfied.	0.31	2.05	-0.004		Algorithm converged.	-0.021	0.013	0.80		Algorithm converged.	0.32	2.02	0.6442	NE	1.24		Algorithm converged.	0.49	3.12
Blood and lymphatic system disorders	Myelosuppression	n/a	495	100.0	4	0.8	498	100.0	1	0.2	4.05		Convergence criterion (GCONV=1E-8) satisfied.	0.45	36.35	0.006		Algorithm converged.	-0.003	0.015	4.02		Algorithm converged.	0.45	35.88	0.2123	NE	0.25		Algorithm converged.	0.03	2.22
Blood and lymphatic system disorders	Neutropenia	n/a	495	100.0	127	25.7	498	100.0	140	28.1	0.88		Convergence criterion (GCONV=1E-8) satisfied.	0.67	1.17	-0.025		Algorithm converged.	-0.080	0.031	0.91		Algorithm converged.	0.74	1.12	0.3832	NE	1.10		Algorithm converged.	0.89	1.35
Blood and lymphatic system disorders	Pancytopenia	n/a	495	100.0	1	0.2	498	100.0	0	0.0		*	Quasi-complete separation of data points detected.				*	WARNING: Negative of Hessian not positive definite.			NE		Algorithm converged.	NE	NE	NE	NE	NE		Algorithm converged.	NE	NE
Blood and lymphatic system disorders	Thrombocytopenia	n/a	495	100.0	16	3.2	498	100.0	20	4.0	0.80		Convergence criterion (GCONV=1E-8) satisfied.	0.41	1.56	-0.008		Algorithm converged.	-0.031	0.015	0.80		Algorithm converged.	0.42	1.53	0.5098	NE	1.24		Algorithm converged.	0.65	2.37
Cardiac disorders		n/a	495	100.0	6	1.2	498	100.0	8	1.6	0.75		Convergence criterion (GCONV=1E-8) satisfied.	0.26	2.18	-0.004		Algorithm converged.	-0.019	0.011	0.75		Algorithm converged.	0.26	2.16	0.5995	NE	1.33		Algorithm converged.	0.46	3.79
Cardiac disorders	Atrial fibrillation	n/a	495	100.0	1	0.2	498	100.0	2	0.4	0.50		Convergence criterion (GCONV=1E-8) satisfied.	0.05	5.55	-0.002		Algorithm converged.	-0.009	0.005	0.50		Algorithm converged.	0.05	5.53	0.5743	NE	1.99		Algorithm converged.	0.18	21.85
Cardiac disorders	Atrioventricular block complete	n/a	495	100.0	0	0.0	498	100.0	1	0.2		*	Quasi-complete separation of data points detected.				*	WARNING: Negative of Hessian not positive definite.			0.00		Algorithm converged.	0.00	NE	0.9999	NE	>999.99		Algorithm converged.	0.00	NE
Cardiac disorders	Cardiac failure congestive	n/a	495	100.0	0	0.0	498	100.0	2	0.4		*	Quasi-complete separation of data points detected.				*	WARNING: Negative of Hessian not positive definite.			0.00		Algorithm converged.	0.00	NE	0.9999	NE	>999.99		Algorithm converged.	0.00	NE
Cardiac disorders	Cardiopulmonary failure	n/a	495	100.0	1	0.2	498	100.0	0	0.0		*	Quasi-complete separation of data points detected.				*	WARNING: Negative of Hessian not positive definite.			NE		Algorithm converged.	NE	NE	NE	NE	NE		Algorithm converged.	NE	NE
Cardiac disorders	Left ventricular dysfunction	n/a	495	100.0	1	0.2	498	100.0	1	0.2	1.01		Convergence criterion (GCONV=1E-8) satisfied.	0.06	16.13	0.000		Algorithm converged.	-0.006	0.006	1.01		Algorithm converged.	0.06	16.04	0.9966	NE	0.99		Algorithm converged.	0.06	15.85
Cardiac disorders	Myocardial infarction	n/a	495	100.0	1	0.2	498	100.0	0	0.0		*	Quasi-complete separation of data points detected.				*	WARNING: Negative of Hessian not positive definite.			NE		Algorithm converged.	NE	NE	NE	NE	NE		Algorithm converged.	NE	NE
Cardiac disorders	Sinus bradycardia	n/a	495	100.0	0	0.0	498	100.0	1	0.2		*	Quasi-complete separation of data points detected.				*	WARNING: Negative of Hessian not positive definite.			0.00		Algorithm converged.	0.00	NE	0.9999	NE	>999.99		Algorithm converged.	0.00	NE
Cardiac disorders	Sinus tachycardia	n/a	495	100.0	2	0.4	498	100.0	1	0.2	2.02		Convergence criterion (GCONV=1E-8) satisfied.	0.18	22.31	0.002		Algorithm converged.	-0.005	0.009	2.01		Algorithm converged.	0.18	22.12	0.5676	NE	0.50		Algorithm converged.	0.05	5.46
Cardiac disorders	Tachycardia	n/a	495	100.0	0	0.0	498	100.0	2	0.4		*	Quasi-complete separation of data points detected.				*	WARNING: Negative of Hessian not positive definite.			0.00		Algorithm converged.	0.00	NE	0.9999	NE	>999.99		Algorithm converged.	0.00	NE
Congenital, familial and genetic disorders		n/a	495	100.0	1	0.2	498	100.0	0	0.0		*	Quasi-complete separation of data points detected.				*	WARNING: Negative of Hessian not positive definite.			NE		Algorithm converged.	NE	NE	NE	NE	NE		Algorithm converged.	NE	NE
Congenital, familial and genetic disorders	Pyloric stenosis	n/a	495	100.0	1	0.2	498	100.0	0	0.0		*	Quasi-complete separation of data points detected.				*	WARNING: Negative of Hessian not positive definite.			NE		Algorithm converged.	NE	NE	NE	NE	NE		Algorithm converged.	NE	NE
Ear and labyrinth disorders		n/a	495	100.0	0	0.0	498	100.0	2	0.4		*	Quasi-complete separation of data points detected.				*	WARNING: Negative of Hessian not positive definite.			0.00		Algorithm converged.	0.00	NE	0.9999	NE	>999.99		Algorithm converged.	0.00	NE
Ear and labyrinth disorders	Deafness	n/a	495	100.0	0	0.0	498	100.0	1	0.2		*	Quasi-complete separation of data points detected.				*	WARNING: Negative of Hessian not positive definite.			0.00		Algorithm converged.	0.00	NE	0.9999	NE	>999.99		Algorithm converged.	0.00	NE
Ear and labyrinth disorders	Hypoacusis	n/a	495	100.0	0	0.0	498	100.0	1	0.2		*	Quasi-complete separation of data points detected.				*	WARNING: Negative of Hessian not positive definite.			0.00		Algorithm converged.	0.00	NE	0.9999	NE	>999.99		Algorithm converged.	0.00	NE
Eye disorders		n/a	495	100.0	3	0.6	498	100.0	0	0.0		*	Quasi-complete separation of data points detected.				*	WARNING: The relative Hessian convergence criterion of 21.631637574 is greater than the limit of 0.0001. The convergence is questionable.			NE		Algorithm converged.	NE	NE	NE	NE	NE		Algorithm converged.	NE	NE
Eye disorders	Angle closure glaucoma	n/a	495	100.0	1	0.2	498	100.0	0	0.0		*	Quasi-complete separation of data points detected.				*	WARNING: Negative of Hessian not positive definite.			NE		Algorithm converged.	NE	NE	NE	NE	NE		Algorithm converged.	NE	NE
Eye disorders	Cataract	n/a	495	100.0	1	0.2	498	100.0	0	0.0		*	Quasi-complete separation of data points detected.				*	WARNING: Negative of Hessian not positive definite.			NE		Algorithm converged.	NE	NE	NE	NE	NE		Algorithm converged.	NE	NE
Eye disorders	Rhegmatogenous retinal detachment	n/a	495	100.0	1	0.2	498	100.0	0	0.0		*	Quasi-complete separation of data points detected.				*	WARNING: Negative of Hessian not positive definite.			NE		Algorithm converged.	NE	NE	NE	NE	NE		Algorithm converged.	NE	NE
Gastrointestinal disorders		n/a	495	100.0	45	9.1	498	100.0	38	7.6	1.21		Convergence criterion (GCONV=1E-8) satisfied.	0.77	1.90	0.015		Algorithm converged.	-0.020	0.049	1.19		Algorithm converged.	0.79	1.80	0.4065	NE	0.84		Algorithm converged.	0.56	1.27
Gastrointestinal disorders	Abdominal distension	n/a	495	100.0	0	0.0	498	100.0	1	0.2		*	Quasi-complete separation of data points detected.				*	WARNING: Negative of Hessian not positive definite.			0.00		Algorithm converged.	0.00	NE	0.9999	NE	>999.99		Algorithm converged.	0.00	NE
Gastrointestinal disorders	Abdominal pain	n/a	495	100.0	4	0.8	498	100.0	7	1.4	0.57		Convergence criterion (GCONV=1E-8) satisfied.	0.17	1.96	-0.006		Algorithm converged.	-0.019	0.007	0.57		Algorithm converged.	0.17	1.95	0.3747	NE	1.74		Algorithm converged.	0.51	5.90
Gastrointestinal disorders	Abdominal pain upper	n/a	495	100.0	0	0.0	498	100.0	1	0.2		*	Quasi-complete separation of data points detected.				*	WARNING: Negative of Hessian not positive definite.			0.00		Algorithm converged.	0.00	NE	0.9999	NE	>999.99		Algorithm converged.	0.00	NE
Gastrointestinal disorders	Anal fistula	n/a	495	100.0	1	0.2	498	100.0	1	0.2	1.01		Convergence criterion (GCONV=1E-8) satisfied.	0.06	16.13	0.000		Algorithm converged.	-0.006	0.006	1.01		Algorithm converged.	0.06	16.04	0.9966	NE	0.99		Algorithm converged.	0.06	15.85
Gastrointestinal disorders	Anal stenosis	n/a	495	100.0	0	0.0	498	100.0	1	0.2		*	Quasi-complete separation of data points detected.				*	WARNING: Negative of Hessian not positive definite.			0.00		Algorithm converged.	0.00	NE	0.9999	NE	>999.99		Algorithm converged.	0.00	NE
Gastrointestinal disorders	Colitis	n/a	495	100.0	1	0.2	498	100.0	1	0.2	1.01		Convergence criterion (GCONV=1E-8) satisfied.	0.06	16.13	0.000		Algorithm converged.	-0.006	0.006	1.01		Algorithm converged.	0.06	16.04	0.9966	NE	0.99		Algorithm converged.	0.06	15.85
Gastrointestinal disorders	Constipation	n/a	495	100.0	5	1.0	498	100.0	1	0.2	5.07		Convergence criterion (GCONV=1E-8) satisfied.	0.59	43.57	0.008		Algorithm converged.	-0.002	0.018	5.03		Algorithm converged.	0.59	42.90	0.1396	NE	0.20		Algorithm converged.	0.02	1.70
Gastrointestinal disorders	Diarrhoea	n/a	495	100.0	18	3.6	498	100.0	8	1.6	2.31		Convergence criterion (GCONV=1E-8) satisfied.	1.00	5.37	0.020		Algorithm converged.	0.000	0.040	2.26		Algorithm converged.	0.99	5.16	0.0518	NE	0.44		Algorithm converged.	0.19	1.01
Gastrointestinal disorders	Dysphagia	n/a	495	100.0	0	0.0	498	100.0	1	0.2		*	Quasi-complete separation of data points detected.				*	WARNING: Negative of Hessian not positive definite.			0.00		Algorithm converged.	0.00	NE	0.9999	NE	>999.99		Algorithm converged.	0.00	NE
Gastrointestinal disorders	Enteritis	n/a	495	100.0	1	0.2	498	100.0	0	0.0		*	Quasi-complete separation of data points detected.				*	WARNING: Negative of Hessian not positive definite.			NE		Algorithm converged.	NE	NE	NE	NE	NE		Algorithm converged.	NE	NE
Gastrointestinal disorders	Epigastric discomfort	n/a	495	100.0	1	0.2	498	100.0	0	0.0		*	Quasi-complete separation of data points detected.				*	WARNING: Negative of Hessian not positive definite.			NE		Algorithm converged.	NE	NE	NE	NE	NE		Algorithm converged.	NE	NE
Gastrointestinal disorders	Gastric ulcer	n/a	495	100.0	1	0.2	498	100.0	0	0.0		*	Quasi-complete separation of data points detected.				*	WARNING: Negative of Hessian not positive definite.			NE		Algorithm converged.	NE	NE	NE	NE	NE		Algorithm converged.	NE	NE
Gastrointestinal disorders	Gastrointestinal haemorrhage	n/a	495	100.0	2	0.4	498	100.0	3	0.6	0.67		Convergence criterion (GCONV=1E-8) satisfied.	0.11	4.02	-0.002		Algorithm converged.	-0.011	0.007	0.67		Algorithm converged.	0.11	4.00	0.6609	NE	1.49		Algorithm converged.	0.25	8.88
Gastrointestinal disorders	Gastrooesophageal reflux disease	n/a	495	100.0	1	0.2	498	100.0	0	0.0		*	Quasi-complete separation of data points detected.				*	WARNING: Negative of Hessian not positive definite.			NE		Algorithm converged.	NE	NE	NE	NE	NE		Algorithm converged.	NE	NE
Gastrointestinal disorders	Haemorrhoidal haemorrhage	n/a	495	100.0	1	0.2	498	100.0	0	0.0		*	Quasi-complete separation of data points detected.				*	WARNING: Negative of Hessian not positive definite.			NE		Algorithm converged.	NE	NE	NE	NE	NE		Algorithm converged.	NE	NE
Gastrointestinal disorders	Ileus	n/a	495	100.0	1	0.2	498	100.0	2	0.4	0.50		Convergence criterion (GCONV=1E-8) satisfied.	0.05	5.55	-0.002		Algorithm converged.	-0.009	0.005	0.50		Algorithm converged.	0.05	5.53	0.5743	NE	1.99		Algorithm converged.	0.18	21.85
Gastrointestinal disorders	Impaired gastric emptying	n/a	495	100.0	0	0.0	498	100.0	1	0.2		*	Quasi-complete separation of data points detected.				*	WARNING: Negative of Hessian not positive definite.			0.00		Algorithm converged.	0.00	NE	0.9999	NE	>999.99		Algorithm converged.	0.00	NE
Gastrointestinal disorders	Intestinal obstruction	n/a	495	100.0	1	0.2	498	100.0	1	0.2	1.01		Convergence criterion (GCONV=1E-8) satisfied.	0.06	16.13	0.000		Algorithm converged.	-0.006	0.006	1.01		Algorithm converged.	0.06	16.04	0.9966	NE	0.99		Algorithm converged.	0.06	15.85
Gastrointestinal disorders	Intestinal perforation	n/a	495	100.0	3	0.6	498	100.0	1	0.2	3.03		Convergence criterion (GCONV=1E-8) satisfied.	0.31	29.23	0.004		Algorithm converged.	-0.004	0.012	3.02		Algorithm converged.	0.32	28.92	0.3380	NE	0.33		Algorithm converged.	0.03	3.17
Gastrointestinal disorders	Intra-abdominal haemorrhage	n/a	495	100.0	0	0.0	498	100.0	1	0.2		*	Quasi-complete separation of data points detected.				*	WARNING: Negative of Hessian not positive definite.			0.00		Algorithm converged.	0.00	NE	0.9999	NE	>999.99		Algorithm converged.	0.00	NE
Gastrointestinal disorders	Large intestinal haemorrhage	n/a	495	100.0	1	0.2	498	100.0	0	0.0		*	Quasi-complete separation of data points detected.				*	WARNING: Negative of Hessian not positive definite.			NE		Algorithm converged.	NE	NE	NE	NE	NE		Algorithm converged.	NE	NE
Gastrointestinal disorders	Nausea	n/a	495	100.0	5	1.0	498	100.0	2	0.4	2.53		Convergence criterion (GCONV=1E-8) satisfied.	0.49	13.10	0.006		Algorithm converged.	-0.004	0.016	2.52		Algorithm converged.	0.49	12.90	0.2689	NE	0.40		Algorithm converged.	0.08	2.04
Gastrointestinal disorders	Necrotising colitis	n/a	495	100.0	1	0.2	498	100.0	0	0.0		*	Quasi-complete separation of data points detected.				*	WARNING: Negative of Hessian not positive definite.			NE		Algorithm converged.	NE	NE	NE	NE	NE		Algorithm converged.	NE	NE
Gastrointestinal disorders	Neutropenic colitis	n/a	495	100.0	1	0.2	498	100.0	0	0.0		*	Quasi-complete separation of data points detected.				*	WARNING: Negative of Hessian not positive definite.			NE		Algorithm converged.	NE	NE	NE	NE	NE		Algorithm converged.	NE	NE
Gastrointestinal disorders	Obstruction gastric	n/a	495	100.0	0	0.0	498	100.0	1	0.2		*	Quasi-complete separation of data points detected.				*	WARNING: Negative of Hessian not positive definite.			0.00		Algorithm converged.	0.00	NE	0.9999	NE	>999.99		Algorithm converged.	0.00	NE
Gastrointestinal disorders	Pancreatic disorder	n/a	495	100.0	0	0.0	498	100.0	1	0.2		*	Quasi-complete separation of data points detected.				*	WARNING: Negative of Hessian not positive definite.			0.00		Algorithm converged.	0.00	NE	0.9999	NE	>999.99		Algorithm converged.	0.00	NE
Gastrointestinal disorders	Pancreatitis	n/a	495	100.0	1	0.2	498	100.0	1	0.2	1.01		Convergence criterion (GCONV=1E-8) satisfied.	0.06	16.13	0.000		Algorithm converged.	-0.006	0.006	1.01		Algorithm converged.	0.06	16.04	0.9966	NE	0.99		Algorithm converged.	0.06	15.85
Gastrointestinal disorders	Small intestinal obstruction	n/a	495	100.0	0	0.0	498	100.0	5	1.0		*	Quasi-complete separation of data points detected.				*	WARNING: Negative of Hessian not positive definite.			0.00		Algorithm converged.	0.00	NE	0.9999	NE	>999.99		Algorithm converged.	0.00	NE
Gastrointestinal disorders	Small intestinal perforation	n/a	495	100.0	0	0.0	498	100.0	1	0.2		*	Quasi-complete separation of data points detected.				*	WARNING: Negative of Hessian not positive definite.			0.00		Algorithm converged.	0.00	NE	0.9999	NE	>999.99		Algorithm converged.	0.00	NE
Gastrointestinal disorders	Stomatitis	n/a	495	100.0	3	0.6	498	100.0	1	0.2	3.03		Convergence criterion (GCONV=1E-8) satisfied.	0.31	29.23	0.004		Algorithm converged.	-0.004	0.012	3.02		Algorithm converged.	0.32	28.92	0.3380	NE	0.33		Algorithm converged.	0.03	3.17
Gastrointestinal disorders	Subileus	n/a	495	100.0	1	0.2	498	100.0	1	0.2	1.01		Convergence criterion (GCONV=1E-8) satisfied.	0.06	16.13	0.000		Algorithm converged.	-0.006	0.006	1.01		Algorithm converged.	0.06	16.04	0.9966	NE	0.99		Algorithm converged.	0.06	15.85
Gastrointestinal disorders	Tooth loss	n/a	495	100.0	1	0.2	498	100.0	1	0.2	1.01		Convergence criterion (GCONV=1E-8) satisfied.	0.06	16.13	0.000		Algorithm converged.	-0.006	0.006	1.01		Algorithm converged.	0.06	16.04	0.9966	NE	0.99		Algorithm converged.	0.06	15.85
Gastrointestinal disorders	Upper gastrointestinal haemorrhage	n/a	495	100.0	1	0.2	498	100.0	0	0.0		*	Quasi-complete separation of data points detected.				*	WARNING: Negative of Hessian not positive definite.			NE		Algorithm converged.	NE	NE	NE	NE	NE		Algorithm converged.	NE	NE
Gastrointestinal disorders	Vomiting	n/a	495	100.0	5	1.0	498	100.0	3	0.6	1.68		Convergence criterion (GCONV=1E-8) satisfied.	0.40	7.08	0.004		Algorithm converged.	-0.007	0.015	1.68		Algorithm converged.	0.40	6.98	0.4774	NE	0.60		Algorithm converged.	0.14	2.48
General disorders and administration site conditions		n/a	495	100.0	30	6.1	498	100.0	26	5.2	1.17		Convergence criterion (GCONV=1E-8) satisfied.	0.68	2.01	0.008		Algorithm converged.	-0.020	0.037	1.16		Algorithm converged.	0.70	1.93	0.5667	NE	0.86		Algorithm converged.	0.52	1.43
General disorders and administration site conditions	Asthenia	n/a	495	100.0	7	1.4	498	100.0	2	0.4	3.56		Convergence criterion (GCONV=1E-8) satisfied.	0.74	17.20	0.010		Algorithm converged.	-0.002	0.022	3.52		Algorithm converged.	0.74	16.87	0.1153	NE	0.28		Algorithm converged.	0.06	1.36
General disorders and administration site conditions	Cardiac death	n/a	495	100.0	1	0.2	498	100.0	0	0.0		*	Quasi-complete separation of data points detected.				*	WARNING: Negative of Hessian not positive definite.			NE		Algorithm converged.	NE	NE	NE	NE	NE		Algorithm converged.	NE	NE
General disorders and administration site conditions	Catheter site haemorrhage	n/a	495	100.0	0	0.0	498	100.0	1	0.2		*	Quasi-complete separation of data points detected.				*	WARNING: Negative of Hessian not positive definite.			0.00		Algorithm converged.	0.00	NE	0.9999	NE	>999.99		Algorithm converged.	0.00	NE
General disorders and administration site conditions	Chest discomfort	n/a	495	100.0	0	0.0	498	100.0	1	0.2		*	Quasi-complete separation of data points detected.				*	WARNING: Negative of Hessian not positive definite.			0.00		Algorithm converged.	0.00	NE	0.9999	NE	>999.99		Algorithm converged.	0.00	NE
General disorders and administration site conditions	Chest pain	n/a	495	100.0	1	0.2	498	100.0	1	0.2	1.01		Convergence criterion (GCONV=1E-8) satisfied.	0.06	16.13	0.000		Algorithm converged.	-0.006	0.006	1.01		Algorithm converged.	0.06	16.04	0.9966	NE	0.99		Algorithm converged.	0.06	15.85
General disorders and administration site conditions	Chills	n/a	495	100.0	1	0.2	498	100.0	2	0.4	0.50		Convergence criterion (GCONV=1E-8) satisfied.	0.05	5.55	-0.002		Algorithm converged.	-0.009	0.005	0.50		Algorithm converged.	0.05	5.53	0.5743	NE	1.99		Algorithm converged.	0.18	21.85
General disorders and administration site conditions	Death	n/a	495	100.0	4	0.8	498	100.0	1	0.2	4.05		Convergence criterion (GCONV=1E-8) satisfied.	0.45	36.35	0.006		Algorithm converged.	-0.003	0.015	4.02		Algorithm converged.	0.45	35.88	0.2123	NE	0.25		Algorithm converged.	0.03	2.22
General disorders and administration site conditions	Device related thrombosis	n/a	495	100.0	0	0.0	498	100.0	1	0.2		*	Quasi-complete separation of data points detected.				*	WARNING: Negative of Hessian not positive definite.			0.00		Algorithm converged.	0.00	NE	0.9999	NE	>999.99		Algorithm converged.	0.00	NE
General disorders and administration site conditions	Fatigue	n/a	495	100.0	5	1.0	498	100.0	11	2.2	0.45		Convergence criterion (GCONV=1E-8) satisfied.	0.16	1.31	-0.012		Algorithm converged.	-0.028	0.004	0.46		Algorithm converged.	0.16	1.31	0.1441	NE	2.19		Algorithm converged.	0.77	6.25
General disorders and administration site conditions	General physical health deterioration	n/a	495	100.0	0	0.0	498	100.0	1	0.2		*	Quasi-complete separation of data points detected.				*	WARNING: Negative of Hessian not positive definite.			0.00		Algorithm converged.	0.00	NE	0.9999	NE	>999.99		Algorithm converged.	0.00	NE
General disorders and administration site conditions	Ill-defined disorder	n/a	495	100.0	0	0.0	498	100.0	1	0.2		*	Quasi-complete separation of data points detected.				*	WARNING: Negative of Hessian not positive definite.			0.00		Algorithm converged.	0.00	NE	0.9999	NE	>999.99		Algorithm converged.	0.00	NE
General disorders and administration site conditions	Infusion site extravasation	n/a	495	100.0	1	0.2	498	100.0	0	0.0		*	Quasi-complete separation of data points detected.				*	WARNING: Negative of Hessian not positive definite.			NE		Algorithm converged.	NE	NE	NE	NE	NE		Algorithm converged.	NE	NE
General disorders and administration site conditions	Injection site extravasation	n/a	495	100.0	0	0.0	498	100.0	1	0.2		*	Quasi-complete separation of data points detected.				*	WARNING: Negative of Hessian not positive definite.			0.00		Algorithm converged.	0.00	NE	0.9999	NE	>999.99		Algorithm converged.	0.00	NE
General disorders and administration site conditions	Malaise	n/a	495	100.0	0	0.0	498	100.0	1	0.2		*	Quasi-complete separation of data points detected.				*	WARNING: Negative of Hessian not positive definite.			0.00		Algorithm converged.	0.00	NE	0.9999	NE	>999.99		Algorithm converged.	0.00	NE
General disorders and administration site conditions	Mucosal inflammation	n/a	495	100.0	2	0.4	498	100.0	1	0.2	2.02		Convergence criterion (GCONV=1E-8) satisfied.	0.18	22.31	0.002		Algorithm converged.	-0.005	0.009	2.01		Algorithm converged.	0.18	22.12	0.5676	NE	0.50		Algorithm converged.	0.05	5.46
General disorders and administration site conditions	Multiple organ dysfunction syndrome	n/a	495	100.0	0	0.0	498	100.0	1	0.2		*	Quasi-complete separation of data points detected.				*	WARNING: Negative of Hessian not positive definite.			0.00		Algorithm converged.	0.00	NE	0.9999	NE	>999.99		Algorithm converged.	0.00	NE
General disorders and administration site conditions	Oedema	n/a	495	100.0	1	0.2	498	100.0	0	0.0		*	Quasi-complete separation of data points detected.				*	WARNING: Negative of Hessian not positive definite.			NE		Algorithm converged.	NE	NE	NE	NE	NE		Algorithm converged.	NE	NE
General disorders and administration site conditions	Oedema peripheral	n/a	495	100.0	1	0.2	498	100.0	1	0.2	1.01		Convergence criterion (GCONV=1E-8) satisfied.	0.06	16.13	0.000		Algorithm converged.	-0.006	0.006	1.01		Algorithm converged.	0.06	16.04	0.9966	NE	0.99		Algorithm converged.	0.06	15.85
General disorders and administration site conditions	Pain	n/a	495	100.0	3	0.6	498	100.0	0	0.0		*	Quasi-complete separation of data points detected.				*	WARNING: The relative Hessian convergence criterion of 21.631637574 is greater than the limit of 0.0001. The convergence is questionable.			NE		Algorithm converged.	NE	NE	NE	NE	NE		Algorithm converged.	NE	NE
General disorders and administration site conditions	Pyrexia	n/a	495	100.0	5	1.0	498	100.0	1	0.2	5.07		Convergence criterion (GCONV=1E-8) satisfied.	0.59	43.57	0.008		Algorithm converged.	-0.002	0.018	5.03		Algorithm converged.	0.59	42.90	0.1396	NE	0.20		Algorithm converged.	0.02	1.70
General disorders and administration site conditions	Ulcer	n/a	495	100.0	1	0.2	498	100.0	0	0.0		*	Quasi-complete separation of data points detected.				*	WARNING: Negative of Hessian not positive definite.			NE		Algorithm converged.	NE	NE	NE	NE	NE		Algorithm converged.	NE	NE
General disorders and administration site conditions	Vascular stent thrombosis	n/a	495	100.0	0	0.0	498	100.0	1	0.2		*	Quasi-complete separation of data points detected.				*	WARNING: Negative of Hessian not positive definite.			0.00		Algorithm converged.	0.00	NE	0.9999	NE	>999.99		Algorithm converged.	0.00	NE
Hepatobiliary disorders		n/a	495	100.0	3	0.6	498	100.0	4	0.8	0.75		Convergence criterion (GCONV=1E-8) satisfied.	0.17	3.38	-0.002		Algorithm converged.	-0.012	0.008	0.75		Algorithm converged.	0.17	3.35	0.7114	NE	1.33		Algorithm converged.	0.30	5.89
Hepatobiliary disorders	Bile duct stenosis	n/a	495	100.0	0	0.0	498	100.0	1	0.2		*	Quasi-complete separation of data points detected.				*	WARNING: Negative of Hessian not positive definite.			0.00		Algorithm converged.	0.00	NE	0.9999	NE	>999.99		Algorithm converged.	0.00	NE
Hepatobiliary disorders	Biliary obstruction	n/a	495	100.0	1	0.2	498	100.0	0	0.0		*	Quasi-complete separation of data points detected.				*	WARNING: Negative of Hessian not positive definite.			NE		Algorithm converged.	NE	NE	NE	NE	NE		Algorithm converged.	NE	NE
Hepatobiliary disorders	Cholangitis	n/a	495	100.0	0	0.0	498	100.0	1	0.2		*	Quasi-complete separation of data points detected.				*	WARNING: Negative of Hessian not positive definite.			0.00		Algorithm converged.	0.00	NE	0.9999	NE	>999.99		Algorithm converged.	0.00	NE
Hepatobiliary disorders	Cholecystitis acute	n/a	495	100.0	1	0.2	498	100.0	0	0.0		*	Quasi-complete separation of data points detected.				*	WARNING: Negative of Hessian not positive definite.			NE		Algorithm converged.	NE	NE	NE	NE	NE		Algorithm converged.	NE	NE
Hepatobiliary disorders	Cholestasis	n/a	495	100.0	1	0.2	498	100.0	0	0.0		*	Quasi-complete separation of data points detected.				*	WARNING: Negative of Hessian not positive definite.			NE		Algorithm converged.	NE	NE	NE	NE	NE		Algorithm converged.	NE	NE
Hepatobiliary disorders	Hepatic function abnormal	n/a	495	100.0	0	0.0	498	100.0	1	0.2		*	Quasi-complete separation of data points detected.				*	WARNING: Negative of Hessian not positive definite.			0.00		Algorithm converged.	0.00	NE	0.9999	NE	>999.99		Algorithm converged.	0.00	NE
Hepatobiliary disorders	Hypertransaminasaemia	n/a	495	100.0	0	0.0	498	100.0	1	0.2		*	Quasi-complete separation of data points detected.				*	WARNING: Negative of Hessian not positive definite.			0.00		Algorithm converged.	0.00	NE	0.9999	NE	>999.99		Algorithm converged.	0.00	NE

Immune system disorders		n/a	495	100.0	1	0.2	498	100.0	1	0.2	1.01		Convergence criterion (GCONV=1E-8) satisfied.	0.06	16.13	0.000		Algorithm converged.	-0.006	0.006	1.01		Algorithm converged.	0.06	16.04	0.9966		NE	0.99		Algorithm converged.	0.06	15.85
Immune system disorders	Haemophagocytic lymphohistiocytosis	n/a	495	100.0	0	0.0	498	100.0	1	0.2		*	Quasi-complete separation of data points detected.				*	WARNING: Negative of Hessian not positive definite.			0.00		Algorithm converged.	0.00	NE	0.9999		NE	>999.99		Algorithm converged.	0.00	NE
Immune system disorders	Hypogammaglobulinaemia	n/a	495	100.0	1	0.2	498	100.0	0	0.0		*	Quasi-complete separation of data points detected.				*	WARNING: Negative of Hessian not positive definite.			NE		Algorithm converged.	NE	NE	NE		NE	NE		Algorithm converged.	NE	NE
Infections and infestations		n/a	495	100.0	76	15.4	498	100.0	66	13.3	1.19		Convergence criterion (GCONV=1E-8) satisfied.	0.83	1.70	0.021		Algorithm converged.	-0.023	0.065	1.16		Algorithm converged.	0.85	1.57	0.3451		NE	0.86		Algorithm converged.	0.64	1.17
Infections and infestations	Abdominal abscess	n/a	495	100.0	1	0.2	498	100.0	0	0.0		*	Quasi-complete separation of data points detected.				*	WARNING: Negative of Hessian not positive definite.			NE		Algorithm converged.	NE	NE	NE		NE	NE		Algorithm converged.	NE	NE
Infections and infestations	Abdominal infection	n/a	495	100.0	0	0.0	498	100.0	2	0.4		*	Quasi-complete separation of data points detected.				*	WARNING: Negative of Hessian not positive definite.			0.00		Algorithm converged.	0.00	NE	0.9999		NE	>999.99		Algorithm converged.	0.00	NE
Infections and infestations	Abscess	n/a	495	100.0	0	0.0	498	100.0	1	0.2		*	Quasi-complete separation of data points detected.				*	WARNING: Negative of Hessian not positive definite.			0.00		Algorithm converged.	0.00	NE	0.9999		NE	>999.99		Algorithm converged.	0.00	NE
Infections and infestations	Actinomycotic abdominal infection	n/a	495	100.0	0	0.0	498	100.0	1	0.2		*	Quasi-complete separation of data points detected.				*	WARNING: Negative of Hessian not positive definite.			0.00		Algorithm converged.	0.00	NE	0.9999		NE	>999.99		Algorithm converged.	0.00	NE
Infections and infestations	Appendicitis	n/a	495	100.0	1	0.2	498	100.0	0	0.0		*	Quasi-complete separation of data points detected.				*	WARNING: Negative of Hessian not positive definite.			NE		Algorithm converged.	NE	NE	NE		NE	NE		Algorithm converged.	NE	NE
Infections and infestations	Aspergillus infection	n/a	495	100.0	1	0.2	498	100.0	0	0.0		*	Quasi-complete separation of data points detected.				*	WARNING: Negative of Hessian not positive definite.			NE		Algorithm converged.	NE	NE	NE		NE	NE		Algorithm converged.	NE	NE
Infections and infestations	Atypical pneumonia	n/a	495	100.0	0	0.0	498	100.0	1	0.2		*	Quasi-complete separation of data points detected.				*	WARNING: Negative of Hessian not positive definite.			0.00		Algorithm converged.	0.00	NE	0.9999		NE	>999.99		Algorithm converged.	0.00	NE
Infections and infestations	Bacteraemia	n/a	495	100.0	3	0.6	498	100.0	1	0.2	3.03		Convergence criterion (GCONV=1E-8) satisfied.	0.31	29.23	0.004		Algorithm converged.	-0.004	0.012	3.02		Algorithm converged.	0.32	28.92	0.3380		NE	0.33		Algorithm converged.	0.03	3.17
Infections and infestations	Bronchitis	n/a	495	100.0	0	0.0	498	100.0	1	0.2		*	Quasi-complete separation of data points detected.				*	WARNING: Negative of Hessian not positive definite.			0.00		Algorithm converged.	0.00	NE	0.9999		NE	>999.99		Algorithm converged.	0.00	NE
Infections and infestations	Bronchitis bacterial	n/a	495	100.0	1	0.2	498	100.0	0	0.0		*	Quasi-complete separation of data points detected.				*	WARNING: Negative of Hessian not positive definite.			NE		Algorithm converged.	NE	NE	NE		NE	NE		Algorithm converged.	NE	NE
Infections and infestations	Bronchopulmonary aspergillosis	n/a	495	100.0	1	0.2	498	100.0	0	0.0		*	Quasi-complete separation of data points detected.				*	WARNING: Negative of Hessian not positive definite.			NE		Algorithm converged.	NE	NE	NE		NE	NE		Algorithm converged.	NE	NE
Infections and infestations	Campylobacter gastroenteritis	n/a	495	100.0	1	0.2	498	100.0	0	0.0		*	Quasi-complete separation of data points detected.				*	WARNING: Negative of Hessian not positive definite.			NE		Algorithm converged.	NE	NE	NE		NE	NE		Algorithm converged.	NE	NE
Infections and infestations	Cellulitis	n/a	495	100.0	3	0.6	498	100.0	1	0.2	3.03		Convergence criterion (GCONV=1E-8) satisfied.	0.31	29.23	0.004		Algorithm converged.	-0.004	0.012	3.02		Algorithm converged.	0.32	28.92	0.3380		NE	0.33		Algorithm converged.	0.03	3.17
Infections and infestations	Clostridium difficile colitis	n/a	495	100.0	2	0.4	498	100.0	0	0.0		*	Quasi-complete separation of data points detected.				*	WARNING: Negative of Hessian not positive definite.			NE		Algorithm converged.	NE	NE	NE		NE	NE		Algorithm converged.	NE	NE
Infections and infestations	Clostridium difficile infection	n/a	495	100.0	2	0.4	498	100.0	0	0.0		*	Quasi-complete separation of data points detected.				*	ERROR: The mean parameter is either invalid or at a limit of its range for some observations.			NE		Algorithm converged.	NE	NE	NE		NE	NE		Algorithm converged.	NE	NE
Infections and infestations	Coronavirus infection	n/a	495	100.0	0	0.0	498	100.0	1	0.2		*	Quasi-complete separation of data points detected.				*	WARNING: Negative of Hessian not positive definite.			0.00		Algorithm converged.	0.00	NE	0.9999		NE	>999.99		Algorithm converged.	0.00	NE
Infections and infestations	Cytomegalovirus enteritis	n/a	495	100.0	1	0.2	498	100.0	0	0.0		*	Quasi-complete separation of data points detected.				*	WARNING: Negative of Hessian not positive definite.			NE		Algorithm converged.	NE	NE	NE		NE	NE		Algorithm converged.	NE	NE
Infections and infestations	Cytomegalovirus infection	n/a	495	100.0	1	0.2	498	100.0	1	0.2	1.01		Convergence criterion (GCONV=1E-8) satisfied.	0.06	16.13	0.000		Algorithm converged.	-0.006	0.006	1.01		Algorithm converged.	0.06	16.04	0.9966		NE	0.99		Algorithm converged.	0.06	15.85
Infections and infestations	Device related infection	n/a	495	100.0	3	0.6	498	100.0	1	0.2	3.03		Convergence criterion (GCONV=1E-8) satisfied.	0.31	29.23	0.004		Algorithm converged.	-0.004	0.012	3.02		Algorithm converged.	0.32	28.92	0.3380		NE	0.33		Algorithm converged.	0.03	3.17
Infections and infestations	Device related sepsis	n/a	495	100.0	1	0.2	498	100.0	0	0.0		*	Quasi-complete separation of data points detected.				*	WARNING: Negative of Hessian not positive definite.			NE		Algorithm converged.	NE	NE	NE		NE	NE		Algorithm converged.	NE	NE
Infections and infestations	Diarrhoea infectious	n/a	495	100.0	0	0.0	498	100.0	1	0.2		*	Quasi-complete separation of data points detected.				*	WARNING: Negative of Hessian not positive definite.			0.00		Algorithm converged.	0.00	NE	0.9999		NE	>999.99		Algorithm converged.	0.00	NE
Infections and infestations	Enterobacter infection	n/a	495	100.0	0	0.0	498	100.0	1	0.2		*	Quasi-complete separation of data points detected.				*	WARNING: Negative of Hessian not positive definite.			0.00		Algorithm converged.	0.00	NE	0.9999		NE	>999.99		Algorithm converged.	0.00	NE
Infections and infestations	Enterocolitis infectious	n/a	495	100.0	1	0.2	498	100.0	0	0.0		*	Quasi-complete separation of data points detected.				*	WARNING: Negative of Hessian not positive definite.			NE		Algorithm converged.	NE	NE	NE		NE	NE		Algorithm converged.	NE	NE
Infections and infestations	Erysipelas	n/a	495	100.0	1	0.2	498	100.0	0	0.0		*	Quasi-complete separation of data points detected.				*	WARNING: Negative of Hessian not positive definite.			NE		Algorithm converged.	NE	NE	NE		NE	NE		Algorithm converged.	NE	NE
Infections and infestations	Escherichia bacteraemia	n/a	495	100.0	0	0.0	498	100.0	1	0.2		*	Quasi-complete separation of data points detected.				*	WARNING: Negative of Hessian not positive definite.			0.00		Algorithm converged.	0.00	NE	0.9999		NE	>999.99		Algorithm converged.	0.00	NE
Infections and infestations	Escherichia infection	n/a	495	100.0	1	0.2	498	100.0	0	0.0		*	Quasi-complete separation of data points detected.				*	WARNING: Negative of Hessian not positive definite.			NE		Algorithm converged.	NE	NE	NE		NE	NE		Algorithm converged.	NE	NE
Infections and infestations	Escherichia sepsis	n/a	495	100.0	1	0.2	498	100.0	2	0.4	0.50		Convergence criterion (GCONV=1E-8) satisfied.	0.05	5.55	-0.002		Algorithm converged.	-0.009	0.005	0.50		Algorithm converged.	0.05	5.53	0.5743		NE	1.99		Algorithm converged.	0.18	21.85
Infections and infestations	Fungal infection	n/a	495	100.0	0	0.0	498	100.0	1	0.2		*	Quasi-complete separation of data points detected.				*	WARNING: Negative of Hessian not positive definite.			0.00		Algorithm converged.	0.00	NE	0.9999		NE	>999.99		Algorithm converged.	0.00	NE
Infections and infestations	Gastroenteritis viral	n/a	495	100.0	1	0.2	498	100.0	0	0.0		*	Quasi-complete separation of data points detected.				*	WARNING: Negative of Hessian not positive definite.			NE		Algorithm converged.	NE	NE	NE		NE	NE		Algorithm converged.	NE	NE
Infections and infestations	Gastrointestinal infection	n/a	495	100.0	1	0.2	498	100.0	0	0.0		*	Quasi-complete separation of data points detected.				*	WARNING: Negative of Hessian not positive definite.			NE		Algorithm converged.	NE	NE	NE		NE	NE		Algorithm converged.	NE	NE
Infections and infestations	Herpes simplex	n/a	495	100.0	0	0.0	498	100.0	1	0.2		*	Quasi-complete separation of data points detected.				*	WARNING: Negative of Hessian not positive definite.			0.00		Algorithm converged.	0.00	NE	0.9999		NE	>999.99		Algorithm converged.	0.00	NE
Infections and infestations	Herpes zoster	n/a	495	100.0	0	0.0	498	100.0	2	0.4		*	Quasi-complete separation of data points detected.				*	WARNING: Negative of Hessian not positive definite.			0.00		Algorithm converged.	0.00	NE	0.9999		NE	>999.99		Algorithm converged.	0.00	NE
Infections and infestations	Infection	n/a	495	100.0	5	1.0	498	100.0	1	0.2	5.07		Convergence criterion (GCONV=1E-8) satisfied.	0.59	43.57	0.008		Algorithm converged.	-0.002	0.018	5.03		Algorithm converged.	0.59	42.90	0.1396		NE	0.20		Algorithm converged.	0.02	1.70
Infections and infestations	Influenza	n/a	495	100.0	2	0.4	498	100.0	0	0.0		*	Quasi-complete separation of data points detected.				*	ERROR: Error in computing the link function, its derivatives, or the variance function.			NE		Algorithm converged.	NE	NE	NE		NE	NE		Algorithm converged.	NE	NE
Infections and infestations	Intervertebral discitis	n/a	495	100.0	0	0.0	498	100.0	1	0.2		*	Quasi-complete separation of data points detected.				*	WARNING: Negative of Hessian not positive definite.			0.00		Algorithm converged.	0.00	NE	0.9999		NE	>999.99		Algorithm converged.	0.00	NE
Infections and infestations	Klebsiella sepsis	n/a	495	100.0	0	0.0	498	100.0	1	0.2		*	Quasi-complete separation of data points detected.				*	WARNING: Negative of Hessian not positive definite.			0.00		Algorithm converged.	0.00	NE	0.9999		NE	>999.99		Algorithm converged.	0.00	NE
Infections and infestations	Mediastinitis	n/a	495	100.0	1	0.2	498	100.0	0	0.0		*	Quasi-complete separation of data points detected.				*	WARNING: Negative of Hessian not positive definite.			NE		Algorithm converged.	NE	NE	NE		NE	NE		Algorithm converged.	NE	NE
Infections and infestations	Nail infection	n/a	495	100.0	1	0.2	498	100.0	0	0.0		*	Quasi-complete separation of data points detected.				*	WARNING: Negative of Hessian not positive definite.			NE		Algorithm converged.	NE	NE	NE		NE	NE		Algorithm converged.	NE	NE
Infections and infestations	Neutropenic sepsis	n/a	495	100.0	2	0.4	498	100.0	1	0.2	2.02		Convergence criterion (GCONV=1E-8) satisfied.	0.18	22.31	0.002		Algorithm converged.	-0.005	0.009	2.01		Algorithm converged.	0.18	22.12	0.5676		NE	0.50		Algorithm converged.	0.05	5.46
Infections and infestations	Oral herpes	n/a	495	100.0	1	0.2	498	100.0	0	0.0		*	Quasi-complete separation of data points detected.				*	WARNING: Negative of Hessian not positive definite.			NE		Algorithm converged.	NE	NE	NE		NE	NE		Algorithm converged.	NE	NE
Infections and infestations	Papilloma viral infection	n/a	495	100.0	1	0.2	498	100.0	0	0.0		*	Quasi-complete separation of data points detected.				*	WARNING: Negative of Hessian not positive definite.			NE		Algorithm converged.	NE	NE	NE		NE	NE		Algorithm converged.	NE	NE
Infections and infestations	Peritonitis	n/a	495	100.0	0	0.0	498	100.0	1	0.2		*	Quasi-complete separation of data points detected.				*	WARNING: Negative of Hessian not positive definite.			0.00		Algorithm converged.	0.00	NE	0.9999		NE	>999.99		Algorithm converged.	0.00	NE
Infections and infestations	Pneumocystis jirovecii pneumonia	n/a	495	100.0	2	0.4	498	100.0	1	0.2	2.02		Convergence criterion (GCONV=1E-8) satisfied.	0.18	22.31	0.002		Algorithm converged.	-0.005	0.009	2.01		Algorithm converged.	0.18	22.12	0.5676		NE	0.50		Algorithm converged.	0.05	5.46
Infections and infestations	Pneumonia	n/a	495	100.0	25	5.1	498	100.0	25	5.0	1.01		Convergence criterion (GCONV=1E-8) satisfied.	0.57	1.78	0.000		Algorithm converged.	-0.027	0.028	1.01		Algorithm converged.	0.59	1.73	0.9825		NE	0.99		Algorithm converged.	0.58	1.71
Infections and infestations	Pneumonia bacterial	n/a	495	100.0	1	0.2	498	100.0	0	0.0		*	Quasi-complete separation of data points detected.				*	WARNING: Negative of Hessian not positive definite.			NE		Algorithm converged.	NE	NE	NE		NE	NE		Algorithm converged.	NE	NE
Infections and infestations	Pneumonia klebsiella	n/a	495	100.0	0	0.0	498	100.0	1	0.2		*	Quasi-complete separation of data points detected.				*	WARNING: Negative of Hessian not positive definite.			0.00		Algorithm converged.	0.00	NE	0.9999		NE	>999.99		Algorithm converged.	0.00	NE
Infections and infestations	Pneumonia pneumococcal	n/a	495	100.0	1	0.2	498	100.0	0	0.0		*	Quasi-complete separation of data points detected.				*	WARNING: Negative of Hessian not positive definite.			NE		Algorithm converged.	NE	NE	NE		NE	NE		Algorithm converged.	NE	NE
Infections and infestations	Pneumonia viral	n/a	495	100.0	1	0.2	498	100.0	0	0.0		*	Quasi-complete separation of data points detected.				*	WARNING: Negative of Hessian not positive definite.			NE		Algorithm converged.	NE	NE	NE		NE	NE		Algorithm converged.	NE	NE
Infections and infestations	Rectal abscess	n/a	495	100.0	1	0.2	498	100.0	0	0.0		*	Quasi-complete separation of data points detected.				*	WARNING: Negative of Hessian not positive definite.			NE		Algorithm converged.	NE	NE	NE		NE	NE		Algorithm converged.	NE	NE
Infections and infestations	Respiratory tract infection	n/a	495	100.0	2	0.4	498	100.0	0	0.0		*	Quasi-complete separation of data points detected.				*	WARNING: Negative of Hessian not positive definite.			NE		Algorithm converged.	NE	NE	NE		NE	NE		Algorithm converged.	NE	NE
Infections and infestations	Scrotal infection	n/a	495	100.0	0	0.0	498	100.0	1	0.2		*	Quasi-complete separation of data points detected.				*	WARNING: Negative of Hessian not positive definite.			0.00		Algorithm converged.	0.00	NE	0.9999		NE	>999.99		Algorithm converged.	0.00	NE
Infections and infestations	Sepsis	n/a	495	100.0	5	1.0	498	100.0	8	1.6	0.63		Convergence criterion (GCONV=1E-8) satisfied.	0.20	1.92	-0.006		Algorithm converged.	-0.020	0.008	0.63		Algorithm converged.	0.21	1.91	0.4128		NE	1.59		Algorithm converged.	0.52	4.83
Infections and infestations	Septic shock	n/a	495	100.0	0	0.0	498	100.0	5	1.0		*	Quasi-complete separation of data points detected.				*	WARNING: Negative of Hessian not positive definite.			0.00		Algorithm converged.	0.00	NE	0.9999		NE	>999.99		Algorithm converged.	0.00	NE
Infections and infestations	Skin infection	n/a	495	100.0	1	0.2	498	100.0	1	0.2	1.01		Convergence criterion (GCONV=1E-8) satisfied.	0.06	16.13	0.000		Algorithm converged.	-0.006	0.006	1.01		Algorithm converged.	0.06	16.04	0.9966		NE	0.99		Algorithm converged.	0.06	15.85
Infections and infestations	Staphylococcal infection	n/a	495	100.0	2	0.4	498	100.0	2	0.4	1.01		Convergence criterion (GCONV=1E-8) satisfied.	0.14	7.17	0.000		Algorithm converged.	-0.008	0.008	1.01		Algorithm converged.	0.14	7.11	0.9952		NE	0.99		Algorithm converged.	0.14	7.03
Infections and infestations	Staphylococcal sepsis	n/a	495	100.0	1	0.2	498	100.0	0	0.0		*	Quasi-complete separation of data points detected.				*	WARNING: Negative of Hessian not positive definite.			NE		Algorithm converged.	NE	NE	NE		NE	NE		Algorithm converged.	NE	NE
Infections and infestations	Suspected COVID-19	n/a	495	100.0	1	0.2	498	100.0	0	0.0		*	Quasi-complete separation of data points detected.				*	WARNING: Negative of Hessian not positive definite.			NE		Algorithm converged.	NE	NE	NE		NE	NE		Algorithm converged.	NE	NE
Infections and infestations	Systemic candida	n/a	495	100.0	0	0.0	498	100.0	1	0.2		*	Quasi-complete separation of data points detected.				*	WARNING: Negative of Hessian not positive definite.			0.00		Algorithm converged.	0.00	NE	0.9999		NE	>999.99		Algorithm converged.	0.00	NE
Infections and infestations	Tracheitis	n/a	495	100.0	0	0.0	498	100.0	1	0.2		*	Quasi-complete separation of data points detected.				*	WARNING: Negative of Hessian not positive definite.			0.00		Algorithm converged.	0.00	NE	0.9999		NE	>999.99		Algorithm converged.	0.00	NE
Infections and infestations	Tracheobronchitis	n/a	495	100.0	1	0.2	498	100.0	0	0.0		*	Quasi-complete separation of data points detected.				*	WARNING: Negative of Hessian not positive definite.			NE		Algorithm converged.	NE	NE	NE		NE	NE		Algorithm converged.	NE	NE
Infections and infestations	Tuberculosis	n/a	495	100.0	0	0.0	498	100.0	1	0.2		*	Quasi-complete separation of data points detected.				*	WARNING: Negative of Hessian not positive definite.			0.00		Algorithm converged.	0.00	NE	0.9999		NE	>999.99		Algorithm converged.	0.00	NE
Infections and infestations	Upper respiratory tract infection	n/a	495	100.0	2	0.4	498	100.0	3	0.6	0.67		Convergence criterion (GCONV=1E-8) satisfied.	0.11	4.02	-0.002		Algorithm converged.	-0.011	0.007	0.67		Algorithm converged.	0.11	4.00	0.6609		NE	1.49		Algorithm converged.	0.25	8.88
Infections and infestations	Urinary tract infection	n/a	495	100.0	9	1.8	498	100.0	6	1.2	1.52		Convergence criterion (GCONV=1E-8) satisfied.	0.54	4.30	0.006		Algorithm converged.	-0.009	0.021	1.51		Algorithm converged.	0.54	4.21	0.4316		NE	0.66		Algorithm converged.	0.24	1.85
Infections and infestations	Viral infection	n/a	495	100.0	1	0.2	498	100.0	0	0.0		*	Quasi-complete separation of data points detected.				*	WARNING: Negative of Hessian not positive definite.			NE		Algorithm converged.	NE	NE	NE		NE	NE		Algorithm converged.	NE	NE
Infections and infestations	Wound infection bacterial	n/a	495	100.0	0	0.0	498	100.0	1	0.2		*	Quasi-complete separation of data points detected.				*	WARNING: Negative of Hessian not positive definite.			0.00		Algorithm converged.	0.00	NE	0.9999		NE	>999.99		Algorithm converged.	0.00	NE
Injury, poisoning and procedural complications		n/a	495	100.0	6	1.2	498	100.0	6	1.2	1.01		Convergence criterion (GCONV=1E-8) satisfied.	0.32	3.14	0.000		Algorithm converged.	-0.014	0.014	1.01		Algorithm converged.	0.33	3.10	0.9916		NE	0.99		Algorithm converged.	0.32	3.06
Injury, poisoning and procedural complications	Compression fracture	n/a	495	100.0	1	0.2	498	100.0	0	0.0		*	Quasi-complete separation of data points detected.				*	WARNING: Negative of Hessian not positive definite.			NE		Algorithm converged.	NE	NE	NE		NE	NE		Algorithm converged.	NE	NE
Injury, poisoning and procedural complications	Hip fracture	n/a	495	100.0	1	0.2	498	100.0	2	0.4	0.50		Convergence criterion (GCONV=1E-8) satisfied.	0.05	5.55	-0.002		Algorithm converged.	-0.009	0.005	0.50		Algorithm converged.	0.05	5.53	0.5743		NE	1.99		Algorithm converged.	0.18	21.85
Injury, poisoning and procedural complications	Infusion related reaction	n/a	495	100.0	0	0.0	498	100.0	1	0.2		*	Quasi-complete separation of data points detected.				*	WARNING: Negative of Hessian not positive definite.			0.00		Algorithm converged.	0.00	NE	0.9999		NE	>999.99		Algorithm converged.	0.00	NE
Injury, poisoning and procedural complications	Injury	n/a	495	100.0	1	0.2	498	100.0	1	0.2	1.01		Convergence criterion (GCONV=1E-8) satisfied.	0.06	16.13	0.000		Algorithm converged.	-0.006	0.006	1.01		Algorithm converged.	0.06	16.04	0.9966		NE	0.99		Algorithm converged.	0.06	15.85
Injury, poisoning and procedural complications	Lower limb fracture	n/a	495	100.0	1	0.2	498	100.0	0	0.0		*	Quasi-complete separation of data points detected.				*	WARNING: Negative of Hessian not positive definite.			NE		Algorithm converged.	NE	NE	NE		NE	NE		Algorithm converged.	NE	NE
Injury, poisoning and procedural complications	Lumbar vertebral fracture	n/a	495	100.0	0	0.0	498	100.0	1	0.2		*	Quasi-complete separation of data points detected.				*	WARNING: Negative of Hessian not positive definite.			0.00		Algorithm converged.	0.00	NE	0.9999		NE	>999.99		Algorithm converged.	0.00	NE
Injury, poisoning and procedural complications	Peroneal nerve injury	n/a	495	100.0	1	0.2	498	100.0	0	0.0		*	Quasi-complete separation of data points detected.				*	WARNING: Negative of Hessian not positive definite.			NE		Algorithm converged.	NE	NE	NE		NE	NE		Algorithm converged.	NE	NE
Injury, poisoning and procedural complications	Post lumbar puncture syndrome	n/a	495	100.0	1	0.2	498	100.0	0	0.0		*	Quasi-complete separation of data points detected.				*	WARNING: Negative of Hessian not positive definite.			NE		Algorithm converged.	NE	NE	NE		NE	NE		Algorithm converged.	NE	NE
Injury, poisoning and procedural complications	Skull fracture	n/a	495	100.0	1	0.2	498	100.0	0	0.0		*	Quasi-complete separation of data points detected.				*	WARNING: Negative of Hessian not positive definite.			NE		Algorithm converged.	NE	NE	NE		NE	NE		Algorithm converged.	NE	NE
Injury, poisoning and procedural complications	Spinal column injury	n/a	495	100.0	0	0.0	498	100.0	1	0.2		*	Quasi-complete separation of data points detected.				*	WARNING: Negative of Hessian not positive definite.			0.00		Algorithm converged.	0.00	NE	0.9999		NE	>999.99		Algorithm converged.	0.00	NE
Injury, poisoning and procedural complications	Thoracic vertebral fracture	n/a	495	100.0	0	0.0	498	100.0	1	0.2		*	Quasi-complete separation of data points detected.				*	WARNING: Negative of Hessian not positive definite.			0.00		Algorithm converged.	0.00	NE	0.9999		NE	>999.99		Algorithm converged.	0.00	NE
Investigations		n/a	495	100.0	94	19.0	498	100.0	90	18.1	1.06		Convergence criterion (GCONV=1E-8) satisfied.	0.77	1.46	0.009		Algorithm converged.	-0.039	0.058	1.05		Algorithm converged.	0.81	1.36	0.7099		NE	0.95		Algorithm converged.	0.73	1.24
Investigations	Alanine aminotransferase increased	n/a	495	100.0	3	0.6	498	100.0	1	0.2	3.03		Convergence criterion (GCONV=1E-8) satisfied.	0.31	29.23	0.004		Algorithm converged.	-0.004	0.012	3.02		Algorithm converged.	0.32	28.92	0.3380		NE	0.33		Algorithm converged.	0.03	3.17
Investigations	Amylase increased	n/a	495	100.0	0	0.0	498	100.0	3	0.6		*	Quasi-complete separation of data points detected.				*	WARNING: Negative of Hessian not positive definite.			0.00		Algorithm converged.	0.00	NE	0.9999		NE	>999.99		Algorithm converged.	0.00	NE
Investigations	Aspartate aminotransferase increased	n/a	495	100.0	1	0.2	498	100.0	0	0.0		*	Quasi-complete separation of data points detected.				*	WARNING: Negative of Hessian not positive definite.			NE		Algorithm converged.	NE	NE	NE		NE	NE		Algorithm converged.	NE	NE
Investigations	Blood alkaline phosphatase	n/a	495	100.0	1	0.2	498	100.0	0	0.0		*	Quasi-complete separation of data points detected.				*	WARNING: Negative of Hessian not positive definite.			NE		Algorithm converged.	NE	NE	NE		NE	NE		Algorithm converged.	NE	NE
Investigations	Blood creatinine increased	n/a	495	100.0	0	0.0	498	100.0	1	0.2		*	Quasi-complete separation of data points detected.				*	WARNING: Negative of Hessian not positive definite.			0.00		Algorithm converged.	0.00	NE	0.9999		NE	>999.99		Algorithm converged.	0.00	NE
Investigations	Blood culture positive	n/a	495	100.0	0	0.0	498	100.0	1	0.2		*	Quasi-complete separation of data points detected.				*	WARNING: Negative of Hessian not positive definite.			0.00		Algorithm converged.	0.00	NE	0.9999		NE	>999.99		Algorithm converged.	0.00	NE
Investigations	Blood glucose decreased	n/a	495	100.0	0	0.0	498	100.0	1	0.2		*	Quasi-complete separation of data points detected.				*	WARNING: Negative of Hessian not positive definite.			0.00		Algorithm converged.	0.00	NE	0.9999		NE	>999.99		Algorithm converged.	0.00	NE
Investigations	Blood glucose increased	n/a	495	100.0	1	0.2	498	100.0	0	0.0		*	Quasi-complete separation of data points detected.				*	WARNING: Negative of Hessian not positive definite.			NE		Algorithm converged.	NE	NE	NE		NE	NE		Algorithm converged.	NE	NE
Investigations	Blood triglycerides increased	n/a	495	100.0	0	0.0	498	100.0	1	0.2		*	Quasi-complete separation of data points detected.				*	WARNING: Negative of Hessian not positive definite.			0.00		Algorithm converged.	0.00	NE	0.9999		NE	>999.99		Algorithm converged.	0.00	NE
Investigations	C-reactive protein increased	n/a	495	100.0	1	0.2	498	100.0	0	0.0		*	Quasi-complete separation of data points detected.				*	WARNING: Negative of Hessian not positive definite.			NE		Algorithm converged.	NE	NE	NE		NE	NE		Algorithm converged.	NE	NE
Investigations	Coronavirus test positive	n/a	495	100.0	1	0.2	498	100.0	0	0.0		*	Quasi-complete separation of data points detected.				*	WARNING: Negative of Hessian not positive definite.			NE		Algorithm converged.	NE	NE	NE		NE	NE		Algorithm converged.	NE	NE
Investigations	Ejection fraction decreased	n/a	495	100.0	1	0.2	498	100.0	1	0.2	1.01		Convergence criterion (GCONV=1E-8) satisfied.	0.06	16.13	0.000		Algorithm converged.	-0.006	0.006	1.01		Algorithm converged.	0.06	16.04	0.9966		NE	0.99		Algorithm converged.	0.06	15.85
Investigations	Gamma-glutamyltransferase increased	n/a	495	100.0	3	0.6	498	100.0	3	0.6	1.01		Convergence criterion (GCONV=1E-8) satisfied.	0.20	5.01	0.000		Algorithm converged.	-0.010	0.010	1.01		Algorithm converged.	0.20	4.96	0.9941		NE	0.99		Algorithm converged.	0.20	4.90
Investigations	Lipase increased	n/a	495	100.0	2	0.4	498	100.0	6	1.2	0.33		Convergence criterion (GCONV=1E-8) satisfied.	0.07	1.66	-0.008		Algorithm converged.	-0.019	0.003	0.34		Algorithm converged.	0.07	1.65	0.1795		NE	2.98		Algorithm converged.	0.60	14.70
Investigations	Liver function test increased	n/a	495	100.0	1	0.2	498	100.0	0	0.0		*	Quasi-complete separation of data points detected.				*	WARNING: Negative of Hessian not positive definite.			NE		Algorithm converged.	NE	NE	NE		NE	NE		Algorithm converged.	NE	NE
Investigations	Lymphocyte count decreased	n/a	495	100.0	22	4.4	498	100.0	17	3.4	1.32		Convergence criterion (GCONV=1E-8) satisfied.	0.69	2.51	0.010		Algorithm converged.	-0.014	0.034	1.30		Algorithm converged.	0.70	2.42	0.4046		NE	0.77		Algorithm converged.	0.41	1.43
Investigations	Neutrophil count decreased	n/a	495	100.0	60	12.1	498	100.0	54	10.8	1.13		Convergence criterion (GCONV=1E-8) satisfied.	0.77	1.68	0.013		Algorithm converged.	-0.027	0.052	1.12		Algorithm converged.	0.79	1.58	0.5280		NE	0.89		Algorithm converged.	0.63	1.26
Investigations	Oxygen saturation decreased	n/a	495	100.0	0	0.0	498	100.0	1	0.2		*	Quasi-complete separation of data points detected.				*	WARNING: Negative of Hessian not positive definite.			0.00		Algorithm converged.	0.00	NE	0.9999		NE	>999.99		Algorithm converged.	0.00	NE
Investigations	Platelet count decreased	n/a	495	100.0	17	3.4	498	100.0	13	2.6	1.33		Convergence criterion (GCONV=1E-8) satisfied.	0.64	2.76	0.008		Algorithm converged.	-0.013	0.030	1.32		Algorithm converged.	0.65	2.68	0.4498		NE	0.76		Algorithm converged.	0.37	1.55
Investigations	Troponin I increased	n/a	495	100.0	0	0.0	498	100.0	1	0.2		*	Quasi-complete separation of data points detected.				*	WARNING: Negative of Hessian not positive definite.			0.00		Algorithm converged.	0.00	NE	0.9999		NE	>999.99		Algorithm converged.	0.00	NE
Investigations	Troponin T increased	n/a	495	100.0	1	0.2	498	100.0	0	0.0		*	Quasi-complete separation of data points detected.				*	WARNING: Negative of Hessian not positive definite.			NE		Algorithm converged.	NE	NE	NE		NE	NE		Algorithm converged.	NE	NE
Investigations	Weight decreased	n/a	495	100.0	4	0.8	498	100.0	2	0.4	2.02		Convergence criterion (GCONV=1E-8) satisfied.	0.37	11.08	0.004		Algorithm converged.	-0.006	0.014	2.01		Algorithm converged.	0.37	10.94	0.4182		NE	0.50		Algorithm converged.	0.09	2.70
Investigations	Weight increased	n/a	495	100.0	1	0.2	498	100.0	3	0.6	0.33		Convergence criterion (GCONV=1E-8) satisfied.	0.03	3.22	-0.004		Algorithm converged.	-0.012	0.004	0.34		Algorithm converged.	0.04	3.21	0.3433		NE	2.98		Algorithm converged.	0.31	28.57

Investigations	White blood cell count decreased	n/a	495	100.0	49	9.9	498	100.0	39	7.8	1.29		Convergence criterion (GCONV=1E-8) satisfied.	0.83	2.01	0.021		Algorithm converged.	-0.015	0.056	1.26		Algorithm converged.	0.85	1.89	0.2530	NE	0.79		Algorithm converged.	0.53	1.18
Investigations	White blood cell count increased	n/a	495	100.0	1	0.2	498	100.0	0	0.0		*	Quasi-complete separation of data points detected.				*	WARNING: Negative of Hessian not positive definite.			NE		Algorithm converged.	NE	NE	NE	NE	NE		Algorithm converged.	NE	NE
Metabolism and nutrition disorders		n/a	495	100.0	46	9.3	498	100.0	41	8.2	1.14		Convergence criterion (GCONV=1E-8) satisfied.	0.73	1.77	0.011		Algorithm converged.	-0.025	0.046	1.13		Algorithm converged.	0.75	1.69	0.5550	NE	0.89		Algorithm converged.	0.59	1.32
Metabolism and nutrition disorders	Decreased appetite	n/a	495	100.0	5	1.0	498	100.0	3	0.6	1.68		Convergence criterion (GCONV=1E-8) satisfied.	0.40	7.08	0.004		Algorithm converged.	-0.007	0.015	1.68		Algorithm converged.	0.40	6.98	0.4774	NE	0.60		Algorithm converged.	0.14	2.48
Metabolism and nutrition disorders	Dehydration	n/a	495	100.0	2	0.4	498	100.0	3	0.6	0.67		Convergence criterion (GCONV=1E-8) satisfied.	0.11	4.02	-0.002		Algorithm converged.	-0.011	0.007	0.67		Algorithm converged.	0.11	4.00	0.6609	NE	1.49		Algorithm converged.	0.25	8.88
Metabolism and nutrition disorders	Diabetes mellitus	n/a	495	100.0	0	0.0	498	100.0	1	0.2		*	Quasi-complete separation of data points detected.				*	WARNING: Negative of Hessian not positive definite.			0.00		Algorithm converged.	0.00	NE	0.9999	NE	>999.99		Algorithm converged.	0.00	NE
Metabolism and nutrition disorders	Diabetes mellitus inadequate control	n/a	495	100.0	0	0.0	498	100.0	1	0.2		*	Quasi-complete separation of data points detected.				*	WARNING: Negative of Hessian not positive definite.			0.00		Algorithm converged.	0.00	NE	0.9999	NE	>999.99		Algorithm converged.	0.00	NE
Metabolism and nutrition disorders	Glucose tolerance impaired	n/a	495	100.0	1	0.2	498	100.0	0	0.0		*	Quasi-complete separation of data points detected.				*	WARNING: Negative of Hessian not positive definite.			NE		Algorithm converged.	NE	NE	NE	NE	NE		Algorithm converged.	NE	NE
Metabolism and nutrition disorders	Hypercalcaemia	n/a	495	100.0	1	0.2	498	100.0	0	0.0		*	Quasi-complete separation of data points detected.				*	WARNING: Negative of Hessian not positive definite.			NE		Algorithm converged.	NE	NE	NE	NE	NE		Algorithm converged.	NE	NE
Metabolism and nutrition disorders	Hyperglycaemia	n/a	495	100.0	7	1.4	498	100.0	6	1.2	1.18		Convergence criterion (GCONV=1E-8) satisfied.	0.39	3.53	0.002		Algorithm converged.	-0.012	0.016	1.17		Algorithm converged.	0.40	3.47	0.7719	NE	0.85		Algorithm converged.	0.29	2.52
Metabolism and nutrition disorders	Hyperkalaemia	n/a	495	100.0	0	0.0	498	100.0	2	0.4		*	Quasi-complete separation of data points detected.				*	WARNING: Negative of Hessian not positive definite.			0.00		Algorithm converged.	0.00	NE	0.9999	NE	>999.99		Algorithm converged.	0.00	NE
Metabolism and nutrition disorders	Hypertriglyceridaemia	n/a	495	100.0	2	0.4	498	100.0	1	0.2	2.02		Convergence criterion (GCONV=1E-8) satisfied.	0.18	22.31	0.002		Algorithm converged.	-0.005	0.009	2.01		Algorithm converged.	0.18	22.12	0.5676	NE	0.50		Algorithm converged.	0.05	5.46
Metabolism and nutrition disorders	Hyperuricaemia	n/a	495	100.0	2	0.4	498	100.0	0	0.0		*	Quasi-complete separation of data points detected.				*	ERROR: The mean parameter is either invalid or at a limit of its range for some observations.			NE		Algorithm converged.	NE	NE	NE	NE	NE		Algorithm converged.	NE	NE
Metabolism and nutrition disorders	Hypoalbuminaemia	n/a	495	100.0	3	0.6	498	100.0	0	0.0		*	Quasi-complete separation of data points detected.				*	WARNING: The relative Hessian convergence criterion of 21.631637574 is greater than the limit of 0.0001. The convergence is questionable.			NE		Algorithm converged.	NE	NE	NE	NE	NE		Algorithm converged.	NE	NE
Metabolism and nutrition disorders	Hypocalcaemia	n/a	495	100.0	1	0.2	498	100.0	2	0.4	0.50		Convergence criterion (GCONV=1E-8) satisfied.	0.05	5.55	-0.002		Algorithm converged.	-0.009	0.005	0.50		Algorithm converged.	0.05	5.53	0.5743	NE	1.99		Algorithm converged.	0.18	21.85
Metabolism and nutrition disorders	Hypoglycaemia	n/a	495	100.0	1	0.2	498	100.0	1	0.2	1.01		Convergence criterion (GCONV=1E-8) satisfied.	0.06	16.13	0.000		Algorithm converged.	-0.006	0.006	1.01		Algorithm converged.	0.06	16.04	0.9966	NE	0.99		Algorithm converged.	0.06	15.85
Metabolism and nutrition disorders	Hypokalaemia	n/a	495	100.0	12	2.4	498	100.0	11	2.2	1.10		Convergence criterion (GCONV=1E-8) satisfied.	0.48	2.52	0.002		Algorithm converged.	-0.017	0.021	1.10		Algorithm converged.	0.49	2.46	0.8216	NE	0.91		Algorithm converged.	0.41	2.05
Metabolism and nutrition disorders	Hypomagnesaemia	n/a	495	100.0	1	0.2	498	100.0	0	0.0		*	Quasi-complete separation of data points detected.				*	WARNING: Negative of Hessian not positive definite.			NE		Algorithm converged.	NE	NE	NE	NE	NE		Algorithm converged.	NE	NE
Metabolism and nutrition disorders	Hyponatraemia	n/a	495	100.0	7	1.4	498	100.0	10	2.0	0.70		Convergence criterion (GCONV=1E-8) satisfied.	0.26	1.85	-0.006		Algorithm converged.	-0.022	0.010	0.70		Algorithm converged.	0.27	1.84	0.4731	NE	1.42		Algorithm converged.	0.54	3.70
Metabolism and nutrition disorders	Hypophosphataemia	n/a	495	100.0	8	1.6	498	100.0	6	1.2	1.35		Convergence criterion (GCONV=1E-8) satisfied.	0.46	3.91	0.004		Algorithm converged.	-0.011	0.019	1.34		Algorithm converged.	0.47	3.84	0.5839	NE	0.75		Algorithm converged.	0.26	2.13
Metabolism and nutrition disorders	Hypovolaemia	n/a	495	100.0	1	0.2	498	100.0	0	0.0		*	Quasi-complete separation of data points detected.				*	WARNING: Negative of Hessian not positive definite.			NE		Algorithm converged.	NE	NE	NE	NE	NE		Algorithm converged.	NE	NE
Metabolism and nutrition disorders	Malnutrition	n/a	495	100.0	1	0.2	498	100.0	0	0.0		*	Quasi-complete separation of data points detected.				*	WARNING: Negative of Hessian not positive definite.			NE		Algorithm converged.	NE	NE	NE	NE	NE		Algorithm converged.	NE	NE
Metabolism and nutrition disorders	Tumour lysis syndrome	n/a	495	100.0	2	0.4	498	100.0	3	0.6	0.67		Convergence criterion (GCONV=1E-8) satisfied.	0.11	4.02	-0.002		Algorithm converged.	-0.011	0.007	0.67		Algorithm converged.	0.11	4.00	0.6609	NE	1.49		Algorithm converged.	0.25	8.88
Metabolism and nutrition disorders	Vitamin B1 deficiency	n/a	495	100.0	1	0.2	498	100.0	0	0.0		*	Quasi-complete separation of data points detected.				*	WARNING: Negative of Hessian not positive definite.			NE		Algorithm converged.	NE	NE	NE	NE	NE		Algorithm converged.	NE	NE
Musculoskeletal and connective tissue disorders		n/a	495	100.0	2	0.4	498	100.0	9	1.8	0.22		Convergence criterion (GCONV=1E-8) satisfied.	0.05	1.03	-0.014		Algorithm converged.	-0.027	-0.001	0.22		Algorithm converged.	0.05	1.03	0.0545	NE	4.47		Algorithm converged.	0.97	20.60
Musculoskeletal and connective tissue disorders	Back pain	n/a	495	100.0	1	0.2	498	100.0	5	1.0	0.20		Convergence criterion (GCONV=1E-8) satisfied.	0.02	1.71	-0.008		Algorithm converged.	-0.018	0.002	0.20		Algorithm converged.	0.02	1.72	0.1426	NE	4.97		Algorithm converged.	0.58	42.39
Musculoskeletal and connective tissue disorders	Bone pain	n/a	495	100.0	0	0.0	498	100.0	3	0.6		*	Quasi-complete separation of data points detected.				*	WARNING: Negative of Hessian not positive definite.			0.00		Algorithm converged.	0.00	NE	0.9999	NE	>999.99		Algorithm converged.	0.00	NE
Musculoskeletal and connective tissue disorders	Musculoskeletal chest pain	n/a	495	100.0	1	0.2	498	100.0	0	0.0		*	Quasi-complete separation of data points detected.				*	WARNING: Negative of Hessian not positive definite.			NE		Algorithm converged.	NE	NE	NE	NE	NE		Algorithm converged.	NE	NE
Musculoskeletal and connective tissue disorders	Pain in extremity	n/a	495	100.0	0	0.0	498	100.0	1	0.2		*	Quasi-complete separation of data points detected.				*	WARNING: Negative of Hessian not positive definite.			0.00		Algorithm converged.	0.00	NE	0.9999	NE	>999.99		Algorithm converged.	0.00	NE
Neoplasms benign, malignant and unspecified (incl cysts and polyps)		n/a	495	100.0	4	0.8	498	100.0	2	0.4	2.02		Convergence criterion (GCONV=1E-8) satisfied.	0.37	11.08	0.004		Algorithm converged.	-0.006	0.014	2.01		Algorithm converged.	0.37	10.94	0.4182	NE	0.50		Algorithm converged.	0.09	2.70
Neoplasms benign, malignant and unspecified (incl cysts and polyps)	Adenocarcinoma	n/a	495	100.0	0	0.0	498	100.0	1	0.2		*	Quasi-complete separation of data points detected.				*	WARNING: Negative of Hessian not positive definite.			0.00		Algorithm converged.	0.00	NE	0.9999	NE	>999.99		Algorithm converged.	0.00	NE
Neoplasms benign, malignant and unspecified (incl cysts and polyps)	Adenocarcinoma of colon	n/a	495	100.0	1	0.2	498	100.0	0	0.0		*	Quasi-complete separation of data points detected.				*	WARNING: Negative of Hessian not positive definite.			NE		Algorithm converged.	NE	NE	NE	NE	NE		Algorithm converged.	NE	NE
Neoplasms benign, malignant and unspecified (incl cysts and polyps)	Adenocarcinoma pancreas	n/a	495	100.0	1	0.2	498	100.0	0	0.0		*	Quasi-complete separation of data points detected.				*	WARNING: Negative of Hessian not positive definite.			NE		Algorithm converged.	NE	NE	NE	NE	NE		Algorithm converged.	NE	NE
Neoplasms benign, malignant and unspecified (incl cysts and polyps)	Colorectal cancer	n/a	495	100.0	1	0.2	498	100.0	0	0.0		*	Quasi-complete separation of data points detected.				*	WARNING: Negative of Hessian not positive definite.			NE		Algorithm converged.	NE	NE	NE	NE	NE		Algorithm converged.	NE	NE
Neoplasms benign, malignant and unspecified (incl cysts and polyps)	Hodgkin's disease	n/a	495	100.0	0	0.0	498	100.0	1	0.2		*	Quasi-complete separation of data points detected.				*	WARNING: Negative of Hessian not positive definite.			0.00		Algorithm converged.	0.00	NE	0.9999	NE	>999.99		Algorithm converged.	0.00	NE
Neoplasms benign, malignant and unspecified (incl cysts and polyps)	Papillary renal cell carcinoma	n/a	495	100.0	1	0.2	498	100.0	0	0.0		*	Quasi-complete separation of data points detected.				*	WARNING: Negative of Hessian not positive definite.			NE		Algorithm converged.	NE	NE	NE	NE	NE		Algorithm converged.	NE	NE
Nervous system disorders		n/a	495	100.0	17	3.4	498	100.0	24	4.8	0.70		Convergence criterion (GCONV=1E-8) satisfied.	0.37	1.32	-0.014		Algorithm converged.	-0.039	0.011	0.71		Algorithm converged.	0.39	1.31	0.2753	NE	1.40		Algorithm converged.	0.76	2.58
Nervous system disorders	Aphasia	n/a	495	100.0	0	0.0	498	100.0	1	0.2		*	Quasi-complete separation of data points detected.				*	WARNING: Negative of Hessian not positive definite.			0.00		Algorithm converged.	0.00	NE	0.9999	NE	>999.99		Algorithm converged.	0.00	NE
Nervous system disorders	Carotid artery stenosis	n/a	495	100.0	0	0.0	498	100.0	1	0.2		*	Quasi-complete separation of data points detected.				*	WARNING: Negative of Hessian not positive definite.			0.00		Algorithm converged.	0.00	NE	0.9999	NE	>999.99		Algorithm converged.	0.00	NE
Nervous system disorders	Cerebellar ataxia	n/a	495	100.0	1	0.2	498	100.0	0	0.0		*	Quasi-complete separation of data points detected.				*	WARNING: Negative of Hessian not positive definite.			NE		Algorithm converged.	NE	NE	NE	NE	NE		Algorithm converged.	NE	NE
Nervous system disorders	Cerebral infarction	n/a	495	100.0	0	0.0	498	100.0	1	0.2		*	Quasi-complete separation of data points detected.				*	WARNING: Negative of Hessian not positive definite.			0.00		Algorithm converged.	0.00	NE	0.9999	NE	>999.99		Algorithm converged.	0.00	NE
Nervous system disorders	Cerebrovascular accident	n/a	495	100.0	0	0.0	498	100.0	2	0.4		*	Quasi-complete separation of data points detected.				*	WARNING: Negative of Hessian not positive definite.			0.00		Algorithm converged.	0.00	NE	0.9999	NE	>999.99		Algorithm converged.	0.00	NE
Nervous system disorders	Dizziness	n/a	495	100.0	1	0.2	498	100.0	1	0.2	1.01		Convergence criterion (GCONV=1E-8) satisfied.	0.06	16.13	0.000		Algorithm converged.	-0.006	0.006	1.01		Algorithm converged.	0.06	16.04	0.9966	NE	0.99		Algorithm converged.	0.06	15.85
Nervous system disorders	Epilepsy	n/a	495	100.0	0	0.0	498	100.0	1	0.2		*	Quasi-complete separation of data points detected.				*	WARNING: Negative of Hessian not positive definite.			0.00		Algorithm converged.	0.00	NE	0.9999	NE	>999.99		Algorithm converged.	0.00	NE
Nervous system disorders	Headache	n/a	495	100.0	1	0.2	498	100.0	4	0.8	0.25		Convergence criterion (GCONV=1E-8) satisfied.	0.03	2.24	-0.006		Algorithm converged.	-0.015	0.003	0.25		Algorithm converged.	0.03	2.24	0.2163	NE	3.98		Algorithm converged.	0.45	35.45
Nervous system disorders	Hypoaesthesia	n/a	495	100.0	0	0.0	498	100.0	1	0.2		*	Quasi-complete separation of data points detected.				*	WARNING: Negative of Hessian not positive definite.			0.00		Algorithm converged.	0.00	NE	0.9999	NE	>999.99		Algorithm converged.	0.00	NE
Nervous system disorders	Hypotonia	n/a	495	100.0	0	0.0	498	100.0	1	0.2		*	Quasi-complete separation of data points detected.				*	WARNING: Negative of Hessian not positive definite.			0.00		Algorithm converged.	0.00	NE	0.9999	NE	>999.99		Algorithm converged.	0.00	NE
Nervous system disorders	Nervous system disorder	n/a	495	100.0	0	0.0	498	100.0	1	0.2		*	Quasi-complete separation of data points detected.				*	WARNING: Negative of Hessian not positive definite.			0.00		Algorithm converged.	0.00	NE	0.9999	NE	>999.99		Algorithm converged.	0.00	NE
Nervous system disorders	Neuropathy peripheral	n/a	495	100.0	2	0.4	498	100.0	3	0.6	0.67		Convergence criterion (GCONV=1E-8) satisfied.	0.11	4.02	-0.002		Algorithm converged.	-0.011	0.007	0.67		Algorithm converged.	0.11	4.00	0.6609	NE	1.49		Algorithm converged.	0.25	8.88
Nervous system disorders	Paralysis recurrent laryngeal nerve	n/a	495	100.0	1	0.2	498	100.0	0	0.0		*	Quasi-complete separation of data points detected.				*	WARNING: Negative of Hessian not positive definite.			NE		Algorithm converged.	NE	NE	NE	NE	NE		Algorithm converged.	NE	NE
Nervous system disorders	Peripheral motor neuropathy	n/a	495	100.0	2	0.4	498	100.0	0	0.0		*	Quasi-complete separation of data points detected.				*	WARNING: Negative of Hessian not positive definite.			NE		Algorithm converged.	NE	NE	NE	NE	NE		Algorithm converged.	NE	NE
Nervous system disorders	Peripheral sensory neuropathy	n/a	495	100.0	2	0.4	498	100.0	0	0.0		*	Quasi-complete separation of data points detected.				*	ERROR: The mean parameter is either invalid or at a limit of its range for some observations.			NE		Algorithm converged.	NE	NE	NE	NE	NE		Algorithm converged.	NE	NE
Nervous system disorders	Peroneal nerve palsy	n/a	495	100.0	1	0.2	498	100.0	0	0.0		*	Quasi-complete separation of data points detected.				*	WARNING: Negative of Hessian not positive definite.			NE		Algorithm converged.	NE	NE	NE	NE	NE		Algorithm converged.	NE	NE
Nervous system disorders	Polyneuropathy	n/a	495	100.0	1	0.2	498	100.0	0	0.0		*	Quasi-complete separation of data points detected.				*	WARNING: Negative of Hessian not positive definite.			NE		Algorithm converged.	NE	NE	NE	NE	NE		Algorithm converged.	NE	NE
Nervous system disorders	Presyncope	n/a	495	100.0	1	0.2	498	100.0	1	0.2	1.01		Convergence criterion (GCONV=1E-8) satisfied.	0.06	16.13	0.000		Algorithm converged.	-0.006	0.006	1.01		Algorithm converged.	0.06	16.04	0.9966	NE	0.99		Algorithm converged.	0.06	15.85
Nervous system disorders	Spinal cord compression	n/a	495	100.0	1	0.2	498	100.0	0	0.0		*	Quasi-complete separation of data points detected.				*	WARNING: Negative of Hessian not positive definite.			NE		Algorithm converged.	NE	NE	NE	NE	NE		Algorithm converged.	NE	NE
Nervous system disorders	Syncope	n/a	495	100.0	8	1.6	498	100.0	9	1.8	0.89		Convergence criterion (GCONV=1E-8) satisfied.	0.34	2.33	-0.002		Algorithm converged.	-0.018	0.014	0.89		Algorithm converged.	0.35	2.30	0.8166	NE	1.12		Algorithm converged.	0.43	2.87
Psychiatric disorders		n/a	495	100.0	7	1.4	498	100.0	2	0.4	3.56		Convergence criterion (GCONV=1E-8) satisfied.	0.74	17.20	0.010		Algorithm converged.	-0.002	0.022	3.52		Algorithm converged.	0.74	16.87	0.1153	NE	0.28		Algorithm converged.	0.06	1.36
Psychiatric disorders	Agitation	n/a	495	100.0	1	0.2	498	100.0	0	0.0		*	Quasi-complete separation of data points detected.				*	WARNING: Negative of Hessian not positive definite.			NE		Algorithm converged.	NE	NE	NE	NE	NE		Algorithm converged.	NE	NE
Psychiatric disorders	Confusional state	n/a	495	100.0	2	0.4	498	100.0	1	0.2	2.02		Convergence criterion (GCONV=1E-8) satisfied.	0.18	22.31	0.002		Algorithm converged.	-0.005	0.009	2.01		Algorithm converged.	0.18	22.12	0.5676	NE	0.50		Algorithm converged.	0.05	5.46
Psychiatric disorders	Depression	n/a	495	100.0	1	0.2	498	100.0	0	0.0		*	Quasi-complete separation of data points detected.				*	WARNING: Negative of Hessian not positive definite.			NE		Algorithm converged.	NE	NE	NE	NE	NE		Algorithm converged.	NE	NE
Psychiatric disorders	Disorientation	n/a	495	100.0	1	0.2	498	100.0	0	0.0		*	Quasi-complete separation of data points detected.				*	WARNING: Negative of Hessian not positive definite.			NE		Algorithm converged.	NE	NE	NE	NE	NE		Algorithm converged.	NE	NE
Psychiatric disorders	Insomnia	n/a	495	100.0	1	0.2	498	100.0	1	0.2	1.01		Convergence criterion (GCONV=1E-8) satisfied.	0.06	16.13	0.000		Algorithm converged.	-0.006	0.006	1.01		Algorithm converged.	0.06	16.04	0.9966	NE	0.99		Algorithm converged.	0.06	15.85
Psychiatric disorders	Mental status changes	n/a	495	100.0	1	0.2	498	100.0	0	0.0		*	Quasi-complete separation of data points detected.				*	WARNING: Negative of Hessian not positive definite.			NE		Algorithm converged.	NE	NE	NE	NE	NE		Algorithm converged.	NE	NE
Psychiatric disorders	Personality change	n/a	495	100.0	1	0.2	498	100.0	0	0.0		*	Quasi-complete separation of data points detected.				*	WARNING: Negative of Hessian not positive definite.			NE		Algorithm converged.	NE	NE	NE	NE	NE		Algorithm converged.	NE	NE
Renal and urinary disorders		n/a	495	100.0	5	1.0	498	100.0	4	0.8	1.26		Convergence criterion (GCONV=1E-8) satisfied.	0.34	4.72	0.002		Algorithm converged.	-0.010	0.014	1.26		Algorithm converged.	0.34	4.66	0.7315	NE	0.80		Algorithm converged.	0.21	2.94
Renal and urinary disorders	Acute kidney injury	n/a	495	100.0	4	0.8	498	100.0	2	0.4	2.02		Convergence criterion (GCONV=1E-8) satisfied.	0.37	11.08	0.004		Algorithm converged.	-0.006	0.014	2.01		Algorithm converged.	0.37	10.94	0.4182	NE	0.50		Algorithm converged.	0.09	2.70
Renal and urinary disorders	Cystitis noninfective	n/a	495	100.0	0	0.0	498	100.0	1	0.2		*	Quasi-complete separation of data points detected.				*	WARNING: Negative of Hessian not positive definite.			0.00		Algorithm converged.	0.00	NE	0.9999	NE	>999.99		Algorithm converged.	0.00	NE
Renal and urinary disorders	Renal failure	n/a	495	100.0	1	0.2	498	100.0	1	0.2	1.01		Convergence criterion (GCONV=1E-8) satisfied.	0.06	16.13	0.000		Algorithm converged.	-0.006	0.006	1.01		Algorithm converged.	0.06	16.04	0.9966	NE	0.99		Algorithm converged.	0.06	15.85
Renal and urinary disorders	Urinary retention	n/a	495	100.0	1	0.2	498	100.0	0	0.0		*	Quasi-complete separation of data points detected.				*	WARNING: Negative of Hessian not positive definite.			NE		Algorithm converged.	NE	NE	NE	NE	NE		Algorithm converged.	NE	NE
Reproductive system and breast disorders		n/a	495	100.0	2	0.4	498	100.0	0	0.0		*	Quasi-complete separation of data points detected.				*	ERROR: The mean parameter is either invalid or at a limit of its range for some observations.			NE		Algorithm converged.	NE	NE	NE	NE	NE		Algorithm converged.	NE	NE
Reproductive system and breast disorders	Female genital tract fistula	n/a	495	100.0	1	0.2	498	100.0	0	0.0		*	Quasi-complete separation of data points detected.				*	WARNING: Negative of Hessian not positive definite.			NE		Algorithm converged.	NE	NE	NE	NE	NE		Algorithm converged.	NE	NE
Reproductive system and breast disorders	Uterine pain	n/a	495	100.0	1	0.2	498	100.0	0	0.0		*	Quasi-complete separation of data points detected.				*	WARNING: Negative of Hessian not positive definite.			NE		Algorithm converged.	NE	NE	NE	NE	NE		Algorithm converged.	NE	NE
Respiratory, thoracic and mediastinal disorders		n/a	495	100.0	17	3.4	498	100.0	15	3.0	1.15		Convergence criterion (GCONV=1E-8) satisfied.	0.57	2.32	0.004		Algorithm converged.	-0.018	0.026	1.14		Algorithm converged.	0.58	2.26	0.7066	NE	0.88		Algorithm converged.	0.44	1.74
Respiratory, thoracic and mediastinal disorders	Acute respiratory distress syndrome	n/a	495	100.0	0	0.0	498	100.0	1	0.2		*	Quasi-complete separation of data points detected.				*	WARNING: Negative of Hessian not positive definite.			0.00		Algorithm converged.	0.00	NE	0.9999	NE	>999.99		Algorithm converged.	0.00	NE
Respiratory, thoracic and mediastinal disorders	Acute respiratory failure	n/a	495	100.0	0	0.0	498	100.0	1	0.2		*	Quasi-complete separation of data points detected.				*	WARNING: Negative of Hessian not positive definite.			0.00		Algorithm converged.	0.00	NE	0.9999	NE	>999.99		Algorithm converged.	0.00	NE
Respiratory, thoracic and mediastinal disorders	Chronic obstructive pulmonary disease	n/a	495	100.0	0	0.0	498	100.0	1	0.2		*	Quasi-complete separation of data points detected.				*	WARNING: Negative of Hessian not positive definite.			0.00		Algorithm converged.	0.00	NE	0.9999	NE	>999.99		Algorithm converged.	0.00	NE
Respiratory, thoracic and mediastinal disorders	Dyspnoea	n/a	495	100.0	4	0.8	498	100.0	4	0.8	1.01		Convergence criterion (GCONV=1E-8) satisfied.	0.25	4.05	0.000		Algorithm converged.	-0.011	0.011	1.01		Algorithm converged.	0.25	4.00	0.9932	NE	0.99		Algorithm converged.	0.25	3.95
Respiratory, thoracic and mediastinal disorders	Hypoxia	n/a	495	100.0	5	1.0	498	100.0	1	0.2	5.07		Convergence criterion (GCONV=1E-8) satisfied.	0.59	43.57	0.008		Algorithm converged.	-0.002	0.018	5.03		Algorithm converged.	0.59	42.90	0.1396	NE	0.20		Algorithm converged.	0.02	1.70
Respiratory, thoracic and mediastinal disorders	Lung disorder	n/a	495	100.0	1	0.2	498	100.0	0	0.0		*	Quasi-complete separation of data points detected.				*	WARNING: Negative of Hessian not positive definite.			NE		Algorithm converged.	NE	NE	NE	NE	NE		Algorithm converged.	NE	NE
Respiratory, thoracic and mediastinal disorders	Oropharyngeal pain	n/a	495	100.0	1	0.2	498	100.0	1	0.2	1.01		Convergence criterion (GCONV=1E-8) satisfied.	0.06	16.13	0.000		Algorithm converged.	-0.006	0.006	1.01		Algorithm converged.	0.06	16.04	0.9966	NE	0.99		Algorithm converged.	0.06	15.85
Respiratory, thoracic and mediastinal disorders	Pleural effusion	n/a	495	100.0	0	0.0	498	100.0	1	0.2		*	Quasi-complete separation of data points detected.				*	WARNING: Negative of Hessian not positive definite.			0.00		Algorithm converged.	0.00	NE	0.9999	NE	>999.99		Algorithm converged.	0.00	NE
Respiratory, thoracic and mediastinal disorders	Pneumonitis	n/a	495	100.0	1	0.2	498	100.0	2	0.4	0.50		Convergence criterion (GCONV=1E-8) satisfied.	0.05	5.55	-0.002		Algorithm converged.	-0.009	0.005	0.50		Algorithm converged.	0.05	5.53	0.5743	NE	1.99		Algorithm converged.	0.18	21.85
Respiratory, thoracic and mediastinal disorders	Pulmonary embolism	n/a	495	100.0	3	0.6	498	100.0	2	0.4	1.51		Convergence criterion (GCONV=1E-8) satisfied.	0.25	9.09	0.002		Algorithm converged.	-0.007	0.011	1.51		Algorithm converged.	0.25	8.99	0.6514	NE	0.66		Algorithm converged.	0.11	3.95
Respiratory, thoracic and mediastinal disorders	Pulmonary oedema	n/a	495	100.0	1	0.2	498	100.0	0	0.0		*	Quasi-complete separation of data points detected.				*	WARNING: Negative of Hessian not positive definite.			NE		Algorithm converged.	NE	NE	NE	NE	NE		Algorithm converged.	NE	NE
Respiratory, thoracic and mediastinal disorders	Respiratory failure	n/a	495	100.0	2	0.4	498	100.0	1	0.2	2.02		Convergence criterion (GCONV=1E-8) satisfied.	0.18	22.31	0.002		Algorithm converged.	-0.005	0.009	2.01		Algorithm converged.	0.18	22.12	0.5676	NE	0.50		Algorithm converged.	0.05	5.46
Respiratory, thoracic and mediastinal disorders	Tachypnoea	n/a	495	100.0	0	0.0	498	100.0	1	0.2		*	Quasi-complete separation of data points detected.				*	WARNING: Negative of Hessian not positive definite.			0.00		Algorithm converged.	0.00	NE	0.9999	NE	>999.99		Algorithm converged.	0.00	NE
Skin and subcutaneous tissue disorders		n/a	495	100.0	6	1.2	498	100.0	5	1.0	1.21		Convergence criterion (GCONV=1E-8) satisfied.	0.37	3.99	0.002		Algorithm converged.	-0.011	0.015	1.21		Algorithm converged.	0.37	3.93	0.7544	NE	0.83		Algorithm converged.	0.25	2.70
Skin and subcutaneous tissue disorders	Alopecia	n/a	495	100.0	0	0.0	498	100.0	1	0.2		*	Quasi-complete separation of data points detected.				*	WARNING: Negative of Hessian not positive definite.			0.00		Algorithm converged.	0.00	NE	0.9999	NE	>999.99		Algorithm converged.	0.00	NE
Skin and subcutaneous tissue disorders	Bullous haemorrhagic dermatosis	n/a	495	100.0	1	0.2	498	100.0	0	0.0		*	Quasi-complete separation of data points detected.				*	WARNING: Negative of Hessian not positive definite.			NE		Algorithm converged.	NE	NE	NE	NE	NE		Algorithm converged.	NE	NE
Skin and subcutaneous tissue disorders	Hyperhidrosis	n/a	495	100.0	0	0.0	498	100.0	1	0.2		*	Quasi-complete separation of data points detected.				*	WARNING: Negative of Hessian not positive definite.			0.00		Algorithm converged.	0.00	NE	0.9999	NE	>999.99		Algorithm converged.	0.00	NE
Skin and subcutaneous tissue disorders	Nail discolouration	n/a	495	100.0	0	0.0	498	100.0	1	0.2		*	Quasi-complete separation of data points detected.				*	WARNING: Negative of Hessian not positive definite.			0.00		Algorithm converged.	0.00	NE	0.9999	NE	>999.99		Algorithm converged.	0.00	NE
Skin and subcutaneous tissue disorders	Pruritus	n/a	495	100.0	0	0.0	498	100.0	1	0.2		*	Quasi-complete separation of data points detected.				*	WARNING: Negative of Hessian not positive definite.			0.00		Algorithm converged.	0.00	NE	0.9999	NE	>999.99		Algorithm converged.	0.00	NE
Skin and subcutaneous tissue disorders	Psoriasis	n/a	495	100.0	1	0.2	498	100.0	0	0.0		*	Quasi-complete separation of data points detected.				*	WARNING: Negative of Hessian not positive definite.			NE		Algorithm converged.	NE	NE	NE	NE	NE		Algorithm converged.	NE	NE
Skin and subcutaneous tissue disorders	Rash	n/a	495	100.0	2	0.4	498	100.0	1	0.2	2.02		Convergence criterion (GCONV=1E-8) satisfied.	0.18	22.31	0.002		Algorithm converged.	-0.005	0.009	2.01		Algorithm converged.	0.18	22.12	0.5676	NE	0.50		Algorithm converged.	0.05	5.46
Skin and subcutaneous tissue disorders	Rash maculo-papular	n/a	495	100.0	1	0.2	498	100.0	0	0.0		*	Quasi-complete separation of data points detected.				*	WARNING: Negative of Hessian not positive definite.			NE		Algorithm converged.	NE	NE	NE	NE	NE		Algorithm converged.	NE	NE
Skin and subcutaneous tissue disorders	Urticaria	n/a	495	100.0	1	0.2	498	100.0	1	0.2	1.01		Convergence criterion (GCONV=1E-8) satisfied.	0.06	16.13	0.000		Algorithm converged.	-0.006	0.006	1.01		Algorithm converged.	0.06	16.04	0.9966	NE	0.99		Algorithm converged.	0.06	15.85
Vascular disorders		n/a	495	100.0	16	3.2	498	100.0	19	3.8	0.84		Convergence criterion (GCONV=1E-8) satisfied.	0.43	1.66	-0.006		Algorithm converged.	-0.029	0.017	0.85		Algorithm converged.	0.44	1.63	0.6189	NE	1.18		Algorithm converged.	0.61	2.27
Vascular disorders	Deep vein thrombosis	n/a	495	100.0	1	0.2	498	100.0	1	0.2	1.01		Convergence criterion (GCONV=1E-8) satisfied.	0.06	16.13	0.000		Algorithm converged.	-0.006	0.006	1.01		Algorithm converged.	0.06	16.04	0.9966	NE	0.99		Algorithm converged.	0.06	15.85
Vascular disorders	Embolism	n/a	495	100.0	1	0.2	498	100.0	1	0.2	1.01		Convergence criterion (GCONV=1E-8) satisfied.	0.06	16.13	0.000		Algorithm converged.	-0.006	0.006	1.01		Algorithm converged.	0.06	16.04	0.9966	NE	0.99		Algorithm converged.	0.06	15.85
Vascular disorders	Hypertension	n/a	495	100.0	9	1.8	498	100.0	13	2.6	0.69		Convergence criterion (GCONV=1E-8) satisfied.	0.29	1.63	-0.008		Algorithm converged.	-0.026	0.010	0.70		Algorithm converged.	0.30	1.61	0.3991	NE	1.44		Algorithm converged.	0.62	3.33
Vascular disorders	Hypotension	n/a	495	100.0	1	0.2	498	100.0	3	0.6	0.33		Convergence criterion (GCONV=1E-8) satisfied.	0.03	3.22	-0.004		Algorithm converged.	-0.012	0.004	0.34		Algorithm converged.	0.04	3.21	0.3433	NE	2.98		Algorithm converged.	0.31	28.57
Vascular disorders	Pallor	n/a	495	100.0	0	0.0	498	100.0	1	0.2		*	Quasi-complete separation of data points detected.				*	WARNING: Negative of Hessian not positive definite.			0.00		Algorithm converged.	0.00	NE	0.9999	NE	>999.99		Algorithm converged.	0.00	NE
Vascular disorders	Peripheral coldness	n/a	495	100.0	0	0.0	498	100.0	1	0.2		*	Quasi-complete separation of data points detected.				*	WARNING: Negative of Hessian not positive definite.			0.00		Algorithm converged.	0.00	NE	0.9999	NE	>999.99		Algorithm converged.	0.00	NE
Vascular disorders	Peripheral embolism	n/a	495	100.0	1	0.2	498	100.0	0	0.0		*	Quasi-complete separation of data points detected.				*	WARNING: Negative of Hessian not positive definite.			NE		Algorithm converged.	NE	NE	NE	NE	NE		Algorithm converged.	NE	NE
Vascular disorders	Peripheral ischaemia	n/a	495	100.0	0	0.0	498	100.0	1	0.2		*	Quasi-complete separation of data points detected.				*	WARNING: Negative of Hessian not positive definite.			0.00		Algorithm converged.	0.00	NE	0.9999	NE	>999.99		Algorithm converged.	0.00	NE
Vascular disorders	Systolic hypertension	n/a	495	100.0	1	0.2	498	100.0	0	0.0		*	Quasi-complete separation of data points detected.				*	WARNING: Negative of Hessian not positive definite.			NE		Algorithm converged.	NE	NE	NE	NE	NE		Algorithm converged.	NE	NE

Vascular disorders	Thrombosis	n/a	495	100.0	1	0.2	498	100.0	0	0.0		*	Quasi-complete separation of data points detected.				*	WARNING: Negative of Hessian not positive definite.			NE		Algorithm converged.	NE	NE	NE	NE	NE		Algorithm converged.	NE	NE
Vascular disorders	Venous thrombosis	n/a	495	100.0	1	0.2	498	100.0	0	0.0		*	Quasi-complete separation of data points detected.				*	WARNING: Negative of Hessian not positive definite.			NE		Algorithm converged.	NE	NE	NE	NE	NE		Algorithm converged.	NE	NE

Includes treatment-emergent AEs during AE reporting period only, which is defined as new or worsening AE from the first dose of any study drug through 90 days after the last dose of any study drug or prior to NALT, whichever is earlier.
Only AEs of highest severity are counted.
Test for interaction based on RR (Log-binomial regression)
* indicates convergence problem. Result is uninterpretable.
Clinical cut-off: 15JUN2022

Program: root/clinical_studies/RO5541077/CDPT7884/GO39942/data_analysis/ACE_FINAL_OS/prod/program/t_ae_raw_soc.sas
Output: root/clinical_studies/RO5541077/CDPT7884/GO39942/data_analysis/ACE_FINAL_OS/prod/output/t_ae_raw_soc_sg2_WGR35AE_SE_POOLED_15JUN2022_39942.xls
08FEB2023 18:05

POPULATION: Global and China Extension Population, Safety-Evaluable Population
ENDPOINT: AEs Grade 3-5
MODEL: Unstratified analysis
STUDY: GO39942
Dichotomous Analysis by Subgroups (Safety)

Age

			Polatuzumab Vedotin + R-CHP (N=495)				R-CHOP (N=498)				Polatuzumab Vedotin + R-CHP vs. R-CHOP																	R-CHOP vs. Polatuzumab Vedotin + R-CHP				
			Patients		Patients with Event		Patients		Patients with Event		Odds Ratio					Absolute Risk Difference					Relative Risk							Relative Risk				
MedDRA System Organ Class	MedDRA Preferred Term	Level	n	%	n	%	n	%	n	%	Odds Ratio		Convergence Reason	95% Lower CL	95% Upper CL	Absolute Risk		Convergence Reason	95% Lower CL	95% Upper CL	Relative Risk		Convergence Reason	95% Lower CL	95% Upper CL	p-value (Wald)	Interaction Test p-value (likelihood ratio)	Relative Risk		Convergence Reason	95% Lower CL	95% Upper CL
Blood and lymphatic system disorders		<= 60	167	33.7	51	30.5	157	31.5	47	29.9	1.03		Convergence criterion (GCONV=1E-8) satisfied.	0.64	1.65	0.006		Algorithm converged.	-0.094	0.106	1.02		Algorithm converged.	0.73	1.42	0.9061	0.8356	0.98		Algorithm converged.	0.70	1.36
Blood and lymphatic system disorders		> 60	328	66.3	147	44.8	341	68.5	144	42.2	1.11		Convergence criterion (GCONV=1E-8) satisfied.	0.82	1.51	0.026		Algorithm converged.	-0.049	0.101	1.06		Algorithm converged.	0.89	1.26	0.4996		0.94		Algorithm converged.	0.79	1.12
Blood and lymphatic system disorders	Agranulocytosis	<= 60	167	33.7	0	0.0	157	31.5	0	0.0	NE			NE	NE	NE		NE	NE	NE	NE		NE	NE	NE	NE	NE	NE		NE	NE	NE
Blood and lymphatic system disorders	Agranulocytosis	> 60	328	66.3	0	0.0	341	68.5	1	0.3		*	Quasi-complete separation of data points detected.				*	ERROR: The mean parameter is either invalid or at a limit of its range for some observations.			0.00		Algorithm converged.	0.00	NE	0.9999		>999.99		Algorithm converged.	0.00	NE
Blood and lymphatic system disorders	Anaemia	<= 60	167	33.7	14	8.4	157	31.5	7	4.5	1.96		Convergence criterion (GCONV=1E-8) satisfied.	0.77	4.99	0.039		Algorithm converged.	-0.014	0.092	1.88		Algorithm converged.	0.78	4.54	0.1600	0.2405	0.53		Algorithm converged.	0.22	1.28
Blood and lymphatic system disorders	Anaemia	> 60	328	66.3	42	12.8	341	68.5	41	12.0	1.07		Convergence criterion (GCONV=1E-8) satisfied.	0.68	1.70	0.008		Algorithm converged.	-0.042	0.058	1.06		Algorithm converged.	0.71	1.59	0.7593		0.94		Algorithm converged.	0.63	1.40
Blood and lymphatic system disorders	Aplasia pure red cell	<= 60	167	33.7	0	0.0	157	31.5	0	0.0	NE			NE	NE	NE		NE	NE	NE	NE		NE	NE	NE	NE	1.0000	NE		NE	NE	NE
Blood and lymphatic system disorders	Aplasia pure red cell	> 60	328	66.3	1	0.3	341	68.5	1	0.3	1.04		Convergence criterion (GCONV=1E-8) satisfied.	0.06	16.69	0.000		Algorithm converged.	-0.008	0.008	1.04		Algorithm converged.	0.07	16.55	0.9780		0.96		Algorithm converged.	0.06	15.31
Blood and lymphatic system disorders	Cytopenia	<= 60	167	33.7	1	0.6	157	31.5	0	0.0		*	Quasi-complete separation of data points detected.				*	WARNING: Negative of Hessian not positive definite.			NE		Algorithm converged.	NE	NE	NE	NE	NE		Algorithm converged.	NE	NE
Blood and lymphatic system disorders	Cytopenia	> 60	328	66.3	0	0.0	341	68.5	0	0.0	NE			NE	NE	NE		NE	NE	NE	NE		NE	NE	NE	NE		NE		NE	NE	NE
Blood and lymphatic system disorders	Febrile bone marrow aplasia	<= 60	167	33.7	0	0.0	157	31.5	0	0.0	NE			NE	NE	NE		NE	NE	NE	NE		NE	NE	NE	NE	1.0000	NE		NE	NE	NE
Blood and lymphatic system disorders	Febrile bone marrow aplasia	> 60	328	66.3	1	0.3	341	68.5	2	0.6	0.52		Convergence criterion (GCONV=1E-8) satisfied.	0.05	5.74	-0.003		Algorithm converged.	-0.013	0.007	0.52		Algorithm converged.	0.05	5.71	0.5925		1.92		Algorithm converged.	0.18	21.11
Blood and lymphatic system disorders	Febrile neutropenia	<= 60	167	33.7	14	8.4	157	31.5	12	7.6	1.11		Convergence criterion (GCONV=1E-8) satisfied.	0.49	2.47	0.007		Algorithm converged.	-0.052	0.067	1.10		Algorithm converged.	0.52	2.30	0.8066	0.1765	0.91		Algorithm converged.	0.44	1.91
Blood and lymphatic system disorders	Febrile neutropenia	> 60	328	66.3	50	15.2	341	68.5	26	7.6	2.18		Convergence criterion (GCONV=1E-8) satisfied.	1.32	3.59	0.076		Algorithm converged.	0.028	0.124	2.00		Algorithm converged.	1.28	3.13	0.0025		0.50		Algorithm converged.	0.32	0.78
Blood and lymphatic system disorders	Hypofibrinogenaemia	<= 60	167	33.7	0	0.0	157	31.5	0	0.0	NE			NE	NE	NE		NE	NE	NE	NE		NE	NE	NE	NE	NE	NE		NE	NE	NE
Blood and lymphatic system disorders	Hypofibrinogenaemia	> 60	328	66.3	0	0.0	341	68.5	1	0.3		*	Quasi-complete separation of data points detected.				*	ERROR: The mean parameter is either invalid or at a limit of its range for some observations.			0.00		Algorithm converged.	0.00	NE	0.9999		>999.99		Algorithm converged.	0.00	NE
Blood and lymphatic system disorders	Leukopenia	<= 60	167	33.7	7	4.2	157	31.5	7	4.5	0.94		Convergence criterion (GCONV=1E-8) satisfied.	0.32	2.74	-0.003		Algorithm converged.	-0.047	0.042	0.94		Algorithm converged.	0.34	2.62	0.9060	0.7784	1.06		Algorithm converged.	0.38	2.96
Blood and lymphatic system disorders	Leukopenia	> 60	328	66.3	23	7.0	341	68.5	30	8.8	0.78		Convergence criterion (GCONV=1E-8) satisfied.	0.44	1.38	-0.018		Algorithm converged.	-0.059	0.023	0.80		Algorithm converged.	0.47	1.34	0.3940		1.25		Algorithm converged.	0.74	2.11
Blood and lymphatic system disorders	Lymphopenia	<= 60	167	33.7	0	0.0	157	31.5	3	1.9		*	Quasi-complete separation of data points detected.				*	WARNING: The relative Hessian convergence criterion of 10.630677486 is greater than the limit of 0.0001. The convergence is questionable.			0.00		Algorithm converged.	0.00	NE	0.9999	0.0378	>999.99		Algorithm converged.	0.00	NE
Blood and lymphatic system disorders	Lymphopenia	> 60	328	66.3	8	2.4	341	68.5	7	2.1	1.19		Convergence criterion (GCONV=1E-8) satisfied.	0.43	3.33	0.004		Algorithm converged.	-0.019	0.026	1.19		Algorithm converged.	0.44	3.24	0.7362		0.84		Algorithm converged.	0.31	2.29
Blood and lymphatic system disorders	Myelosuppression	<= 60	167	33.7	0	0.0	157	31.5	0	0.0	NE			NE	NE	NE		NE	NE	NE	NE		NE	NE	NE	NE	1.0000	NE		NE	NE	NE
Blood and lymphatic system disorders	Myelosuppression	> 60	328	66.3	4	1.2	341	68.5	1	0.3	4.20		Convergence criterion (GCONV=1E-8) satisfied.	0.47	37.75	0.009		Algorithm converged.	-0.004	0.022	4.16		Algorithm converged.	0.47	37.01	0.2013		0.24		Algorithm converged.	0.03	2.14
Blood and lymphatic system disorders	Neutropenia	<= 60	167	33.7	36	21.6	157	31.5	33	21.0	1.03		Convergence criterion (GCONV=1E-8) satisfied.	0.61	1.76	0.005		Algorithm converged.	-0.084	0.095	1.03		Algorithm converged.	0.67	1.56	0.9060	0.5447	0.98		Algorithm converged.	0.64	1.48
Blood and lymphatic system disorders	Neutropenia	> 60	328	66.3	91	27.7	341	68.5	107	31.4	0.84		Convergence criterion (GCONV=1E-8) satisfied.	0.60	1.17	-0.036		Algorithm converged.	-0.105	0.033	0.88		Algorithm converged.	0.70	1.12	0.3042		1.13		Algorithm converged.	0.89	1.43
Blood and lymphatic system disorders	Pancytopenia	<= 60	167	33.7	0	0.0	157	31.5	0	0.0	NE			NE	NE	NE		NE	NE	NE	NE		NE	NE	NE	NE	NE	NE		NE	NE	NE
Blood and lymphatic system disorders	Pancytopenia	> 60	328	66.3	1	0.3	341	68.5	0	0.0		*	Quasi-complete separation of data points detected.				*	WARNING: Negative of Hessian not positive definite.			NE		Algorithm converged.	NE	NE	NE		NE		Algorithm converged.	NE	NE
Blood and lymphatic system disorders	Thrombocytopenia	<= 60	167	33.7	2	1.2	157	31.5	5	3.2	0.37		Convergence criterion (GCONV=1E-8) satisfied.	0.07	1.93	-0.020		Algorithm converged.	-0.052	0.012	0.38		Algorithm converged.	0.07	1.91	0.2382	0.2764	2.66		Algorithm converged.	0.52	13.51
Blood and lymphatic system disorders	Thrombocytopenia	> 60	328	66.3	14	4.3	341	68.5	15	4.4	0.97		Convergence criterion (GCONV=1E-8) satisfied.	0.46	2.04	-0.001		Algorithm converged.	-0.032	0.030	0.97		Algorithm converged.	0.48	1.98	0.9339		1.03		Algorithm converged.	0.51	2.10
Cardiac disorders		<= 60	167	33.7	1	0.6	157	31.5	1	0.6	0.94		Convergence criterion (GCONV=1E-8) satisfied.	0.06	15.15	0.000		Algorithm converged.	-0.017	0.017	0.94		Algorithm converged.	0.06	14.90	0.9651	0.8771	1.06		Algorithm converged.	0.07	16.86
Cardiac disorders		> 60	328	66.3	5	1.5	341	68.5	7	2.1	0.74		Convergence criterion (GCONV=1E-8) satisfied.	0.23	2.35	-0.005		Algorithm converged.	-0.025	0.015	0.74		Algorithm converged.	0.24	2.32	0.6081		1.35		Algorithm converged.	0.43	4.20
Cardiac disorders	Atrial fibrillation	<= 60	167	33.7	0	0.0	157	31.5	0	0.0	NE			NE	NE	NE		NE	NE	NE	NE		NE	NE	NE	NE	1.0000	NE		NE	NE	NE
Cardiac disorders	Atrial fibrillation	> 60	328	66.3	1	0.3	341	68.5	2	0.6	0.52		Convergence criterion (GCONV=1E-8) satisfied.	0.05	5.74	-0.003		Algorithm converged.	-0.013	0.007	0.52		Algorithm converged.	0.05	5.71	0.5925		1.92		Algorithm converged.	0.18	21.11
Cardiac disorders	Atrioventricular block complete	<= 60	167	33.7	0	0.0	157	31.5	0	0.0	NE			NE	NE	NE		NE	NE	NE	NE		NE	NE	NE	NE	NE	NE		NE	NE	NE
Cardiac disorders	Atrioventricular block complete	> 60	328	66.3	0	0.0	341	68.5	1	0.3		*	Quasi-complete separation of data points detected.				*	ERROR: The mean parameter is either invalid or at a limit of its range for some observations.			0.00		Algorithm converged.	0.00	NE	0.9999		>999.99		Algorithm converged.	0.00	NE
Cardiac disorders	Cardiac failure congestive	<= 60	167	33.7	0	0.0	157	31.5	0	0.0	NE			NE	NE	NE		NE	NE	NE	NE		NE	NE	NE	NE	NE	NE		NE	NE	NE
Cardiac disorders	Cardiac failure congestive	> 60	328	66.3	0	0.0	341	68.5	2	0.6		*	Quasi-complete separation of data points detected.				*	ERROR: The mean parameter is either invalid or at a limit of its range for some observations.			0.00		Algorithm converged.	0.00	NE	0.9999		>999.99		Algorithm converged.	0.00	NE
Cardiac disorders	Cardiopulmonary failure	<= 60	167	33.7	0	0.0	157	31.5	0	0.0	NE			NE	NE	NE		NE	NE	NE	NE		NE	NE	NE	NE	NE	NE		NE	NE	NE
Cardiac disorders	Cardiopulmonary failure	> 60	328	66.3	1	0.3	341	68.5	0	0.0		*	Quasi-complete separation of data points detected.				*	WARNING: Negative of Hessian not positive definite.			NE		Algorithm converged.	NE	NE	NE		NE		Algorithm converged.	NE	NE
Cardiac disorders	Left ventricular dysfunction	<= 60	167	33.7	0	0.0	157	31.5	0	0.0	NE			NE	NE	NE		NE	NE	NE	NE		NE	NE	NE	NE	1.0000	NE		NE	NE	NE
Cardiac disorders	Left ventricular dysfunction	> 60	328	66.3	1	0.3	341	68.5	1	0.3	1.04		Convergence criterion (GCONV=1E-8) satisfied.	0.06	16.69	0.000		Algorithm converged.	-0.008	0.008	1.04		Algorithm converged.	0.07	16.55	0.9780		0.96		Algorithm converged.	0.06	15.31
Cardiac disorders	Myocardial infarction	<= 60	167	33.7	0	0.0	157	31.5	0	0.0	NE			NE	NE	NE		NE	NE	NE	NE		NE	NE	NE	NE	NE	NE		NE	NE	NE
Cardiac disorders	Myocardial infarction	> 60	328	66.3	1	0.3	341	68.5	0	0.0		*	Quasi-complete separation of data points detected.				*	WARNING: Negative of Hessian not positive definite.			NE		Algorithm converged.	NE	NE	NE		NE		Algorithm converged.	NE	NE
Cardiac disorders	Sinus bradycardia	<= 60	167	33.7	0	0.0	157	31.5	0	0.0	NE			NE	NE	NE		NE	NE	NE	NE		NE	NE	NE	NE	NE	NE		NE	NE	NE
Cardiac disorders	Sinus bradycardia	> 60	328	66.3	0	0.0	341	68.5	1	0.3		*	Quasi-complete separation of data points detected.				*	ERROR: The mean parameter is either invalid or at a limit of its range for some observations.			0.00		Algorithm converged.	0.00	NE	0.9999		>999.99		Algorithm converged.	0.00	NE
Cardiac disorders	Sinus tachycardia	<= 60	167	33.7	1	0.6	157	31.5	1	0.6	0.94		Convergence criterion (GCONV=1E-8) satisfied.	0.06	15.15	0.000		Algorithm converged.	-0.017	0.017	0.94		Algorithm converged.	0.06	14.90	0.9651	0.2905	1.06		Algorithm converged.	0.07	16.86
Cardiac disorders	Sinus tachycardia	> 60	328	66.3	1	0.3	341	68.5	0	0.0		*	Quasi-complete separation of data points detected.				*	WARNING: Negative of Hessian not positive definite.			NE		Algorithm converged.	NE	NE	NE		NE		Algorithm converged.	NE	NE
Cardiac disorders	Tachycardia	<= 60	167	33.7	0	0.0	157	31.5	0	0.0	NE			NE	NE	NE		NE	NE	NE	NE		NE	NE	NE	NE	NE	NE		NE	NE	NE
Cardiac disorders	Tachycardia	> 60	328	66.3	0	0.0	341	68.5	2	0.6		*	Quasi-complete separation of data points detected.				*	ERROR: The mean parameter is either invalid or at a limit of its range for some observations.			0.00		Algorithm converged.	0.00	NE	0.9999		>999.99		Algorithm converged.	0.00	NE
Congenital, familial and genetic disorders		<= 60	167	33.7	0	0.0	157	31.5	0	0.0	NE			NE	NE	NE		NE	NE	NE	NE		NE	NE	NE	NE	NE	NE		NE	NE	NE
Congenital, familial and genetic disorders		> 60	328	66.3	1	0.3	341	68.5	0	0.0		*	Quasi-complete separation of data points detected.				*	WARNING: Negative of Hessian not positive definite.			NE		Algorithm converged.	NE	NE	NE		NE		Algorithm converged.	NE	NE
Congenital, familial and genetic disorders	Pyloric stenosis	<= 60	167	33.7	0	0.0	157	31.5	0	0.0	NE			NE	NE	NE		NE	NE	NE	NE		NE	NE	NE	NE	NE	NE		NE	NE	NE
Congenital, familial and genetic disorders	Pyloric stenosis	> 60	328	66.3	1	0.3	341	68.5	0	0.0		*	Quasi-complete separation of data points detected.				*	WARNING: Negative of Hessian not positive definite.			NE		Algorithm converged.	NE	NE	NE		NE		Algorithm converged.	NE	NE
Ear and labyrinth disorders		<= 60	167	33.7	0	0.0	157	31.5	1	0.6		*	Quasi-complete separation of data points detected.				*	WARNING: The relative Hessian convergence criterion of 22.107627839 is greater than the limit of 0.0001. The convergence is questionable.			0.00		Algorithm converged.	0.00	NE	0.9999	1.0000	>999.99		Algorithm converged.	0.00	NE
Ear and labyrinth disorders		> 60	328	66.3	0	0.0	341	68.5	1	0.3		*	Quasi-complete separation of data points detected.				*	ERROR: The mean parameter is either invalid or at a limit of its range for some observations.			0.00		Algorithm converged.	0.00	NE	0.9999		>999.99		Algorithm converged.	0.00	NE
Ear and labyrinth disorders	Deafness	<= 60	167	33.7	0	0.0	157	31.5	0	0.0	NE			NE	NE	NE		NE	NE	NE	NE		NE	NE	NE	NE	NE	NE		NE	NE	NE
Ear and labyrinth disorders	Deafness	> 60	328	66.3	0	0.0	341	68.5	1	0.3		*	Quasi-complete separation of data points detected.				*	ERROR: The mean parameter is either invalid or at a limit of its range for some observations.			0.00		Algorithm converged.	0.00	NE	0.9999		>999.99		Algorithm converged.	0.00	NE
Ear and labyrinth disorders	Hypoacusis	<= 60	167	33.7	0	0.0	157	31.5	1	0.6		*	Quasi-complete separation of data points detected.				*	WARNING: The relative Hessian convergence criterion of 22.107627839 is greater than the limit of 0.0001. The convergence is questionable.			0.00		Algorithm converged.	0.00	NE	0.9999	NE	>999.99		Algorithm converged.	0.00	NE
Ear and labyrinth disorders	Hypoacusis	> 60	328	66.3	0	0.0	341	68.5	0	0.0	NE			NE	NE	NE		NE	NE	NE	NE		NE	NE	NE	NE		NE		NE	NE	NE
Eye disorders		<= 60	167	33.7	1	0.6	157	31.5	0	0.0		*	Quasi-complete separation of data points detected.				*	WARNING: Negative of Hessian not positive definite.			NE		Algorithm converged.	NE	NE	NE	1.0000	NE		Algorithm converged.	NE	NE
Eye disorders		> 60	328	66.3	2	0.6	341	68.5	0	0.0		*	Quasi-complete separation of data points detected.				*	WARNING: Negative of Hessian not positive definite.			NE		Algorithm converged.	NE	NE	NE		NE		Algorithm converged.	NE	NE
Eye disorders	Angle closure glaucoma	<= 60	167	33.7	0	0.0	157	31.5	0	0.0	NE			NE	NE	NE		NE	NE	NE	NE		NE	NE	NE	NE	NE	NE		NE	NE	NE
Eye disorders	Angle closure glaucoma	> 60	328	66.3	1	0.3	341	68.5	0	0.0		*	Quasi-complete separation of data points detected.				*	WARNING: Negative of Hessian not positive definite.			NE		Algorithm converged.	NE	NE	NE		NE		Algorithm converged.	NE	NE
Eye disorders	Cataract	<= 60	167	33.7	1	0.6	157	31.5	0	0.0		*	Quasi-complete separation of data points detected.				*	WARNING: Negative of Hessian not positive definite.			NE		Algorithm converged.	NE	NE	NE	NE	NE		Algorithm converged.	NE	NE
Eye disorders	Cataract	> 60	328	66.3	0	0.0	341	68.5	0	0.0	NE			NE	NE	NE		NE	NE	NE	NE		NE	NE	NE	NE		NE		NE	NE	NE
Eye disorders	Rhegmatogenous retinal detachment	<= 60	167	33.7	0	0.0	157	31.5	0	0.0	NE			NE	NE	NE		NE	NE	NE	NE		NE	NE	NE	NE	NE	NE		NE	NE	NE
Eye disorders	Rhegmatogenous retinal detachment	> 60	328	66.3	1	0.3	341	68.5	0	0.0		*	Quasi-complete separation of data points detected.				*	WARNING: Negative of Hessian not positive definite.			NE		Algorithm converged.	NE	NE	NE		NE		Algorithm converged.	NE	NE
Gastrointestinal disorders		<= 60	167	33.7	9	5.4	157	31.5	11	7.0	0.76		Convergence criterion (GCONV=1E-8) satisfied.	0.30	1.88	-0.016		Algorithm converged.	-0.069	0.036	0.77		Algorithm converged.	0.33	1.81	0.5468	0.2358	1.30		Algorithm converged.	0.55	3.05
Gastrointestinal disorders		> 60	328	66.3	36	11.0	341	68.5	27	7.9	1.43		Convergence criterion (GCONV=1E-8) satisfied.	0.85	2.42	0.031		Algorithm converged.	-0.014	0.075	1.39		Algorithm converged.	0.86	2.23	0.1782		0.72		Algorithm converged.	0.45	1.16
Gastrointestinal disorders	Abdominal distension	<= 60	167	33.7	0	0.0	157	31.5	0	0.0	NE			NE	NE	NE		NE	NE	NE	NE		NE	NE	NE	NE	NE	NE		NE	NE	NE
Gastrointestinal disorders	Abdominal distension	> 60	328	66.3	0	0.0	341	68.5	1	0.3		*	Quasi-complete separation of data points detected.				*	ERROR: The mean parameter is either invalid or at a limit of its range for some observations.			0.00		Algorithm converged.	0.00	NE	0.9999		>999.99		Algorithm converged.	0.00	NE
Gastrointestinal disorders	Abdominal pain	<= 60	167	33.7	2	1.2	157	31.5	4	2.5	0.46		Convergence criterion (GCONV=1E-8) satisfied.	0.08	2.57	-0.014		Algorithm converged.	-0.043	0.016	0.47		Algorithm converged.	0.09	2.53	0.3794	0.7562	2.13		Algorithm converged.	0.40	11.45
Gastrointestinal disorders	Abdominal pain	> 60	328	66.3	2	0.6	341	68.5	3	0.9	0.69		Convergence criterion (GCONV=1E-8) satisfied.	0.11	4.16	-0.003		Algorithm converged.	-0.016	0.010	0.69		Algorithm converged.	0.12	4.12	0.6869		1.44		Algorithm converged.	0.24	8.58
Gastrointestinal disorders	Abdominal pain upper	<= 60	167	33.7	0	0.0	157	31.5	0	0.0	NE			NE	NE	NE		NE	NE	NE	NE		NE	NE	NE	NE	NE	NE		NE	NE	NE
Gastrointestinal disorders	Abdominal pain upper	> 60	328	66.3	0	0.0	341	68.5	1	0.3		*	Quasi-complete separation of data points detected.				*	ERROR: The mean parameter is either invalid or at a limit of its range for some observations.			0.00		Algorithm converged.	0.00	NE	0.9999		>999.99		Algorithm converged.	0.00	NE
Gastrointestinal disorders	Anal fistula	<= 60	167	33.7	0	0.0	157	31.5	0	0.0	NE			NE	NE	NE		NE	NE	NE	NE		NE	NE	NE	NE	1.0000	NE		NE	NE	NE
Gastrointestinal disorders	Anal fistula	> 60	328	66.3	1	0.3	341	68.5	1	0.3	1.04		Convergence criterion (GCONV=1E-8) satisfied.	0.06	16.69	0.000		Algorithm converged.	-0.008	0.008	1.04		Algorithm converged.	0.07	16.55	0.9780		0.96		Algorithm converged.	0.06	15.31
Gastrointestinal disorders	Anal stenosis	<= 60	167	33.7	0	0.0	157	31.5	0	0.0	NE			NE	NE	NE		NE	NE	NE	NE		NE	NE	NE	NE	NE	NE		NE	NE	NE
Gastrointestinal disorders	Anal stenosis	> 60	328	66.3	0	0.0	341	68.5	1	0.3		*	Quasi-complete separation of data points detected.				*	ERROR: The mean parameter is either invalid or at a limit of its range for some observations.			0.00		Algorithm converged.	0.00	NE	0.9999		>999.99		Algorithm converged.	0.00	NE
Gastrointestinal disorders	Colitis	<= 60	167	33.7	1	0.6	157	31.5	0	0.0		*	Quasi-complete separation of data points detected.				*	ERROR: Error in computing the link function, its derivatives, or the variance function.			NE		Algorithm converged.	NE	NE	NE	0.1018	NE		Algorithm converged.	NE	NE
Gastrointestinal disorders	Colitis	> 60	328	66.3	0	0.0	341	68.5	1	0.3		*	Quasi-complete separation of data points detected.				*	ERROR: The mean parameter is either invalid or at a limit of its range for some observations.			0.00		Algorithm converged.	0.00	NE	0.9999		>999.99		Algorithm converged.	0.00	NE
Gastrointestinal disorders	Constipation	<= 60	167	33.7	0	0.0	157	31.5	0	0.0	NE			NE	NE	NE		NE	NE	NE	NE		NE	NE	NE	NE	1.0000	NE		NE	NE	NE
Gastrointestinal disorders	Constipation	> 60	328	66.3	5	1.5	341	68.5	1	0.3	5.26		Convergence criterion (GCONV=1E-8) satisfied.	0.61	45.29	0.012		Algorithm converged.	-0.002	0.027	5.20		Algorithm converged.	0.61	44.26	0.1314		0.19		Algorithm converged.	0.02	1.64
Gastrointestinal disorders	Diarrhoea	<= 60	167	33.7	3	1.8	157	31.5	2	1.3	1.42		Convergence criterion (GCONV=1E-8) satisfied.	0.23	8.60	0.005		Algorithm converged.	-0.021	0.032	1.41		Algorithm converged.	0.24	8.33	0.7044	0.5563	0.71		Algorithm converged.	0.12	4.19
Gastrointestinal disorders	Diarrhoea	> 60	328	66.3	15	4.6	341	68.5	6	1.8	2.68		Convergence criterion (GCONV=1E-8) satisfied.	1.03	6.98	0.028		Algorithm converged.	0.002	0.055	2.60		Algorithm converged.	1.02	6.62	0.0452		0.38		Algorithm converged.	0.15	0.98
Gastrointestinal disorders	Dysphagia	<= 60	167	33.7	0	0.0	157	31.5	0	0.0	NE			NE	NE	NE		NE	NE	NE	NE		NE	NE	NE	NE	NE	NE		NE	NE	NE
Gastrointestinal disorders	Dysphagia	> 60	328	66.3	0	0.0	341	68.5	1	0.3		*	Quasi-complete separation of data points detected.				*	ERROR: The mean parameter is either invalid or at a limit of its range for some observations.			0.00		Algorithm converged.	0.00	NE	0.9999		>999.99		Algorithm converged.	0.00	NE
Gastrointestinal disorders	Enteritis	<= 60	167	33.7	0	0.0	157	31.5	0	0.0	NE			NE	NE	NE		NE	NE	NE	NE		NE	NE	NE	NE	NE	NE		NE	NE	NE
Gastrointestinal disorders	Enteritis	> 60	328	66.3	1	0.3	341	68.5	0	0.0		*	Quasi-complete separation of data points detected.				*	WARNING: Negative of Hessian not positive definite.			NE		Algorithm converged.	NE	NE	NE		NE		Algorithm converged.	NE	NE
Gastrointestinal disorders	Epigastric discomfort	<= 60	167	33.7	1	0.6	157	31.5	0	0.0		*	Quasi-complete separation of data points detected.				*	WARNING: Negative of Hessian not positive definite.			NE		Algorithm converged.	NE	NE	NE	NE	NE		Algorithm converged.	NE	NE
Gastrointestinal disorders	Epigastric discomfort	> 60	328	66.3	0	0.0	341	68.5	0	0.0	NE			NE	NE	NE		NE	NE	NE	NE		NE	NE	NE	NE		NE		NE	NE	NE
Gastrointestinal disorders	Gastric ulcer	<= 60	167	33.7	0	0.0	157	31.5	0	0.0	NE			NE	NE	NE		NE	NE	NE	NE		NE	NE	NE	NE	NE	NE		NE	NE	NE
Gastrointestinal disorders	Gastric ulcer	> 60	328	66.3	1	0.3	341	68.5	0	0.0		*	Quasi-complete separation of data points detected.				*	WARNING: Negative of Hessian not positive definite.			NE		Algorithm converged.	NE	NE	NE		NE		Algorithm converged.	NE	NE
Gastrointestinal disorders	Gastrointestinal haemorrhage	<= 60	167	33.7	0	0.0	157	31.5	1	0.6		*	Quasi-complete separation of data points detected.				*	WARNING: The relative Hessian convergence criterion of 22.107627839 is greater than the limit of 0.0001. The convergence is questionable.			0.00		Algorithm converged.	0.00	NE	0.9999	0.2597	>999.99		Algorithm converged.	0.00	NE
Gastrointestinal disorders	Gastrointestinal haemorrhage	> 60	328	66.3	2	0.6	341	68.5	2	0.6	1.04		Convergence criterion (GCONV=1E-8) satisfied.	0.15	7.42	0.000		Algorithm converged.	-0.011	0.012	1.04		Algorithm converged.	0.15	7.34	0.9689		0.96		Algorithm converged.	0.14	6.79
Gastrointestinal disorders	Gastrooesophageal reflux disease	<= 60	167	33.7	0	0.0	157	31.5	0	0.0	NE			NE	NE	NE		NE	NE	NE	NE		NE	NE	NE	NE	NE	NE		NE	NE	NE
Gastrointestinal disorders	Gastrooesophageal reflux disease	> 60	328	66.3	1	0.3	341	68.5	0	0.0		*	Quasi-complete separation of data points detected.				*	WARNING: Negative of Hessian not positive definite.			NE		Algorithm converged.	NE	NE	NE		NE		Algorithm converged.	NE	NE
Gastrointestinal disorders	Haemorrhoidal haemorrhage	<= 60	167	33.7	0	0.0	157	31.5	0	0.0	NE			NE	NE	NE		NE	NE	NE	NE		NE	NE	NE	NE	NE	NE		NE	NE	NE
Gastrointestinal disorders	Haemorrhoidal haemorrhage	> 60	328	66.3	1	0.3	341	68.5	0	0.0		*	Quasi-complete separation of data points detected.				*	WARNING: The relative Hessian convergence criterion of 50.209912281 is greater than the limit of 0.0001. The convergence is questionable.			NE		Algorithm converged.	NE	NE	NE		NE		Algorithm converged.	NE	NE
Gastrointestinal disorders	Ileus	<= 60	167	33.7	0	0.0	157	31.5	2	1.3		*	Quasi-complete separation of data points detected.				*	WARNING: The relative Hessian convergence criterion of 14.109054211 is greater than the limit of 0.0001. The convergence is questionable.			0.00		Algorithm converged.	0.00	NE	0.9999	0.0465	>999.99		Algorithm converged.	0.00	NE
Gastrointestinal disorders	Ileus	> 60	328	66.3	1	0.3	341	68.5	0	0.0		*	Quasi-complete separation of data points detected.				*	WARNING: Negative of Hessian not positive definite.			NE		Algorithm converged.	NE	NE	NE		NE		Algorithm converged.	NE	NE
Gastrointestinal disorders	Impaired gastric emptying	<= 60	167	33.7	0	0.0	157	31.5	1	0.6		*	Quasi-complete separation of data points detected.				*	WARNING: The relative Hessian convergence criterion of 22.107627839 is greater than the limit of 0.0001. The convergence is questionable.			0.00		Algorithm converged.	0.00	NE	0.9999	NE	>999.99		Algorithm converged.	0.00	NE
Gastrointestinal disorders	Impaired gastric emptying	> 60	328	66.3	0	0.0	341	68.5	0	0.0	NE			NE	NE	NE		NE	NE	NE	NE		NE	NE	NE	NE		NE		NE	NE	NE
Gastrointestinal disorders	Intestinal obstruction	<= 60	167	33.7	0	0.0	157	31.5	0	0.0	NE			NE	NE	NE		NE	NE	NE	NE		NE	NE	NE	NE	1.0000	NE		NE	NE	NE
Gastrointestinal disorders	Intestinal obstruction	> 60	328	66.3	1	0.3	341	68.5	1	0.3	1.04		Convergence criterion (GCONV=1E-8) satisfied.	0.06	16.69	0.000		Algorithm converged.	-0.008	0.008	1.04		Algorithm converged.	0.07	16.55	0.9780		0.96		Algorithm converged.	0.06	15.31
Gastrointestinal disorders	Intestinal perforation	<= 60	167	33.7	1	0.6	157	31.5	0	0.0		*	Quasi-complete separation of data points detected.				*	ERROR: Error in computing the link function, its derivatives, or the variance function.			NE		Algorithm converged.	NE	NE	NE	0.4267	NE		Algorithm converged.	NE	NE
Gastrointestinal disorders	Intestinal perforation	> 60	328	66.3	2	0.6	341	68.5	1	0.3	2.09		Convergence criterion (GCONV=1E-8) satisfied.	0.19	23.11	0.003		Algorithm converged.	-0.007	0.013	2.08		Algorithm converged.	0.19	22.82	0.5493		0.48		Algorithm converged.	0.04	5.28
Gastrointestinal disorders	Intra-abdominal haemorrhage	<= 60	167	33.7	0	0.0	157	31.5	0	0.0	NE			NE	NE	NE		NE	NE	NE	NE		NE	NE	NE	NE	NE	NE		NE	NE	NE
Gastrointestinal disorders	Intra-abdominal haemorrhage	> 60	328	66.3	0	0.0	341	68.5	1	0.3		*	Quasi-complete separation of data points detected.				*	ERROR: The mean parameter is either invalid or at a limit of its range for some observations.			0.00		Algorithm converged.	0.00	NE	0.9999		>999.99		Algorithm converged.	0.00	NE
Gastrointestinal disorders	Large intestinal haemorrhage	<= 60	167	33.7	0	0.0	157	31.5	0	0.0	NE			NE	NE	NE		NE	NE	NE	NE		NE	NE	NE	NE	NE	NE		NE	NE	NE
Gastrointestinal disorders	Large intestinal haemorrhage	> 60	328	66.3	1	0.3	341	68.5	0	0.0		*	Quasi-complete separation of data points detected.				*	WARNING: Negative of Hessian not positive definite.			NE		Algorithm converged.	NE	NE	NE		NE		Algorithm converged.	NE	NE
Gastrointestinal disorders	Nausea	<= 60	167	33.7	3	1.8	157	31.5	0	0.0		*	Quasi-complete separation of data points detected.				*	WARNING: Negative of Hessian not positive definite.			NE		Algorithm converged.	NE	NE	NE	0.1020	NE		Algorithm converged.	NE	NE
Gastrointestinal disorders	Nausea	> 60	328	66.3	2	0.6	341	68.5	2	0.6	1.04		Convergence criterion (GCONV=1E-8) satisfied.	0.15	7.42	0.000		Algorithm converged.	-0.011	0.012	1.04		Algorithm converged.	0.15	7.34	0.9689		0.96		Algorithm converged.	0.14	6.79
Gastrointestinal disorders	Necrotising colitis	<= 60	167	33.7	0	0.0	157	31.5	0	0.0	NE			NE	NE	NE		NE	NE	NE	NE		NE	NE	NE	NE	NE	NE		NE	NE	NE
Gastrointestinal disorders	Necrotising colitis	> 60	328	66.3	1	0.3	341	68.5	0	0.0		*	Quasi-complete separation of data points detected.				*	WARNING: Negative of Hessian not positive definite.			NE		Algorithm converged.	NE	NE	NE		NE		Algorithm converged.	NE	NE
Gastrointestinal disorders	Neutropenic colitis	<= 60	167	33.7	0	0.0	157	31.5	0	0.0	NE			NE	NE	NE		NE	NE	NE	NE		NE	NE	NE	NE	NE	NE		NE	NE	NE
Gastrointestinal disorders	Neutropenic colitis	> 60	328	66.3	1	0.3	341	68.5	0	0.0		*	Quasi-complete separation of data points detected.				*	WARNING: Negative of Hessian not positive definite.			NE		Algorithm converged.	NE	NE	NE		NE		Algorithm converged.	NE	NE
Gastrointestinal disorders	Obstruction gastric	<= 60	167	33.7	0	0.0	157	31.5	0	0.0	NE			NE	NE	NE		NE	NE	NE	NE		NE	NE	NE	NE	NE	NE		NE	NE	NE
Gastrointestinal disorders	Obstruction gastric	> 60	328	66.3	0	0.0	341	68.5	1	0.3		*	Quasi-complete separation of data points detected.				*	ERROR: The mean parameter is either invalid or at a limit of its range for some observations.			0.00		Algorithm converged.	0.00	NE	0.9999		>999.99		Algorithm converged.	0.00	NE
Gastrointestinal disorders	Pancreatic disorder	<= 60	167	33.7	0	0.0	157	31.5	0	0.0	NE			NE	NE	NE		NE	NE	NE	NE		NE	NE	NE	NE	NE	NE		NE	NE	NE

Gastrointestinal disorders	Pancreatic disorder	> 60	328	66.3	0	0.0	341	68.5	1	0.3		*	Quasi-complete separation of data points detected.				*	ERROR: The mean parameter is either invalid or at a limit of its range for some observations.			0.00		Algorithm converged.	0.00	NE	0.9999		>999.99		Algorithm converged.	0.00	NE
Gastrointestinal disorders	Pancreatitis	<= 60	167	33.7	0	0.0	157	31.5	1	0.6		*	Quasi-complete separation of data points detected.				*	WARNING: The relative Hessian convergence criterion of 22.107627762 is greater than the limit of 0.0001. The convergence is questionable.			0.00		Algorithm converged.	0.00	NE	0.9999	0.0897	>999.99		Algorithm converged.	0.00	NE
Gastrointestinal disorders	Pancreatitis	> 60	328	66.3	1	0.3	341	68.5	0	0.0		*	Quasi-complete separation of data points detected.				*	WARNING: Negative of Hessian not positive definite.			NE		Algorithm converged.	NE	NE	NE		NE		Algorithm converged.	NE	NE
Gastrointestinal disorders	Small intestinal obstruction	<= 60	167	33.7	0	0.0	157	31.5	0	0.0	NE			NE	NE	NE		NE	NE	NE	NE		NE	NE	NE	NE	NE	NE		NE	NE	NE
Gastrointestinal disorders	Small intestinal obstruction	> 60	328	66.3	0	0.0	341	68.5	5	1.5		*	Quasi-complete separation of data points detected.				*	ERROR: The mean parameter is either invalid or at a limit of its range for some observations.			0.00		Algorithm converged.	0.00	NE	0.9999		>999.99		Algorithm converged.	0.00	NE
Gastrointestinal disorders	Small intestinal perforation	<= 60	167	33.7	0	0.0	157	31.5	0	0.0	NE			NE	NE	NE		NE	NE	NE	NE		NE	NE	NE	NE	NE	NE		NE	NE	NE
Gastrointestinal disorders	Small intestinal perforation	> 60	328	66.3	0	0.0	341	68.5	1	0.3		*	Quasi-complete separation of data points detected.				*	ERROR: The mean parameter is either invalid or at a limit of its range for some observations.			0.00		Algorithm converged.	0.00	NE	0.9999		>999.99		Algorithm converged.	0.00	NE
Gastrointestinal disorders	Stomatitis	<= 60	167	33.7	0	0.0	157	31.5	0	0.0	NE			NE	NE	NE		NE	NE	NE	NE		NE	NE	NE	NE	1.0000	NE		NE	NE	NE
Gastrointestinal disorders	Stomatitis	> 60	328	66.3	3	0.9	341	68.5	1	0.3	3.14		Convergence criterion (GCONV=1E-8) satisfied.	0.32	30.32	0.006		Algorithm converged.	-0.006	0.018	3.12		Algorithm converged.	0.33	29.83	0.3235		0.32		Algorithm converged.	0.03	3.07
Gastrointestinal disorders	Subileus	<= 60	167	33.7	0	0.0	157	31.5	0	0.0	NE			NE	NE	NE		NE	NE	NE	NE		NE	NE	NE	NE	1.0000	NE		NE	NE	NE
Gastrointestinal disorders	Subileus	> 60	328	66.3	1	0.3	341	68.5	1	0.3	1.04		Convergence criterion (GCONV=1E-8) satisfied.	0.06	16.69	0.000		Algorithm converged.	-0.008	0.008	1.04		Algorithm converged.	0.07	16.55	0.9780		0.96		Algorithm converged.	0.06	15.31
Gastrointestinal disorders	Tooth loss	<= 60	167	33.7	0	0.0	157	31.5	0	0.0	NE			NE	NE	NE		NE	NE	NE	NE		NE	NE	NE	NE	1.0000	NE		NE	NE	NE
Gastrointestinal disorders	Tooth loss	> 60	328	66.3	1	0.3	341	68.5	1	0.3	1.04		Convergence criterion (GCONV=1E-8) satisfied.	0.06	16.69	0.000		Algorithm converged.	-0.008	0.008	1.04		Algorithm converged.	0.07	16.55	0.9780		0.96		Algorithm converged.	0.06	15.31
Gastrointestinal disorders	Upper gastrointestinal haemorrhage	<= 60	167	33.7	1	0.6	157	31.5	0	0.0		*	Quasi-complete separation of data points detected.				*	WARNING: Negative of Hessian not positive definite.			NE		Algorithm converged.	NE	NE	NE	NE	NE		Algorithm converged.	NE	NE
Gastrointestinal disorders	Upper gastrointestinal haemorrhage	> 60	328	66.3	0	0.0	341	68.5	0	0.0	NE			NE	NE	NE		NE	NE	NE	NE		NE	NE	NE	NE		NE		NE	NE	NE
Gastrointestinal disorders	Vomiting	<= 60	167	33.7	2	1.2	157	31.5	0	0.0		*	Quasi-complete separation of data points detected.				*	ERROR: The mean parameter is either invalid or at a limit of its range for some observations.			NE		Algorithm converged.	NE	NE	NE	0.1445	NE		Algorithm converged.	NE	NE
Gastrointestinal disorders	Vomiting	> 60	328	66.3	3	0.9	341	68.5	3	0.9	1.04		Convergence criterion (GCONV=1E-8) satisfied.	0.21	5.19	0.000		Algorithm converged.	-0.014	0.015	1.04		Algorithm converged.	0.21	5.11	0.9619		0.96		Algorithm converged.	0.20	4.73
General disorders and administration site conditions		<= 60	167	33.7	11	6.6	157	31.5	6	3.8	1.77		Convergence criterion (GCONV=1E-8) satisfied.	0.64	4.92	0.028		Algorithm converged.	-0.020	0.076	1.72		Algorithm converged.	0.65	4.55	0.2716	0.3347	0.58		Algorithm converged.	0.22	1.53
General disorders and administration site conditions		> 60	328	66.3	19	5.8	341	68.5	20	5.9	0.99		Convergence criterion (GCONV=1E-8) satisfied.	0.52	1.88	-0.001		Algorithm converged.	-0.036	0.035	0.99		Algorithm converged.	0.54	1.82	0.9681		1.01		Algorithm converged.	0.55	1.86
General disorders and administration site conditions	Asthenia	<= 60	167	33.7	3	1.8	157	31.5	1	0.6	2.85		Convergence criterion (GCONV=1E-8) satisfied.	0.29	27.72	0.012		Algorithm converged.	-0.012	0.035	2.82		Algorithm converged.	0.30	26.83	0.3670	0.8086	0.35		Algorithm converged.	0.04	3.37
General disorders and administration site conditions	Asthenia	> 60	328	66.3	4	1.2	341	68.5	1	0.3	4.20		Convergence criterion (GCONV=1E-8) satisfied.	0.47	37.75	0.009		Algorithm converged.	-0.004	0.022	4.16		Algorithm converged.	0.47	37.01	0.2013		0.24		Algorithm converged.	0.03	2.14
General disorders and administration site conditions	Cardiac death	<= 60	167	33.7	0	0.0	157	31.5	0	0.0	NE			NE	NE	NE		NE	NE	NE	NE		NE	NE	NE	NE	NE	NE		NE	NE	NE
General disorders and administration site conditions	Cardiac death	> 60	328	66.3	1	0.3	341	68.5	0	0.0		*	Quasi-complete separation of data points detected.				*	WARNING: Negative of Hessian not positive definite.			NE		Algorithm converged.	NE	NE	NE		NE		Algorithm converged.	NE	NE
General disorders and administration site conditions	Catheter site haemorrhage	<= 60	167	33.7	0	0.0	157	31.5	0	0.0	NE			NE	NE	NE		NE	NE	NE	NE		NE	NE	NE	NE	NE	NE		NE	NE	NE
General disorders and administration site conditions	Catheter site haemorrhage	> 60	328	66.3	0	0.0	341	68.5	1	0.3		*	Quasi-complete separation of data points detected.				*	ERROR: The mean parameter is either invalid or at a limit of its range for some observations.			0.00		Algorithm converged.	0.00	NE	0.9999		>999.99		Algorithm converged.	0.00	NE
General disorders and administration site conditions	Chest discomfort	<= 60	167	33.7	0	0.0	157	31.5	1	0.6		*	Quasi-complete separation of data points detected.				*	WARNING: The relative Hessian convergence criterion of 22.107627685 is greater than the limit of 0.0001. The convergence is questionable.			0.00		Algorithm converged.	0.00	NE	0.9999	NE	>999.99		Algorithm converged.	0.00	NE
General disorders and administration site conditions	Chest discomfort	> 60	328	66.3	0	0.0	341	68.5	0	0.0	NE			NE	NE	NE		NE	NE	NE	NE		NE	NE	NE	NE		NE		NE	NE	NE
General disorders and administration site conditions	Chest pain	<= 60	167	33.7	1	0.6	157	31.5	0	0.0		*	Quasi-complete separation of data points detected.				*	WARNING: Negative of Hessian not positive definite.			NE		Algorithm converged.	NE	NE	NE	0.1018	NE		Algorithm converged.	NE	NE
General disorders and administration site conditions	Chest pain	> 60	328	66.3	0	0.0	341	68.5	1	0.3		*	Quasi-complete separation of data points detected.				*	ERROR: The mean parameter is either invalid or at a limit of its range for some observations.			0.00		Algorithm converged.	0.00	NE	0.9999		>999.99		Algorithm converged.	0.00	NE
General disorders and administration site conditions	Chills	<= 60	167	33.7	0	0.0	157	31.5	1	0.6		*	Quasi-complete separation of data points detected.				*	WARNING: The relative Hessian convergence criterion of 22.107627762 is greater than the limit of 0.0001. The convergence is questionable.			0.00		Algorithm converged.	0.00	NE	0.9999	0.2905	>999.99		Algorithm converged.	0.00	NE
General disorders and administration site conditions	Chills	> 60	328	66.3	1	0.3	341	68.5	1	0.3	1.04		Convergence criterion (GCONV=1E-8) satisfied.	0.06	16.69	0.000		Algorithm converged.	-0.008	0.008	1.04		Algorithm converged.	0.07	16.55	0.9780		0.96		Algorithm converged.	0.06	15.31
General disorders and administration site conditions	Death	<= 60	167	33.7	1	0.6	157	31.5	0	0.0		*	Quasi-complete separation of data points detected.				*	WARNING: Negative of Hessian not positive definite.			NE		Algorithm converged.	NE	NE	NE	0.4944	NE		Algorithm converged.	NE	NE
General disorders and administration site conditions	Death	> 60	328	66.3	3	0.9	341	68.5	1	0.3	3.14		Convergence criterion (GCONV=1E-8) satisfied.	0.32	30.32	0.006		Algorithm converged.	-0.006	0.018	3.12		Algorithm converged.	0.33	29.83	0.3235		0.32		Algorithm converged.	0.03	3.07
General disorders and administration site conditions	Device related thrombosis	<= 60	167	33.7	0	0.0	157	31.5	0	0.0	NE			NE	NE	NE		NE	NE	NE	NE		NE	NE	NE	NE	NE	NE		NE	NE	NE
General disorders and administration site conditions	Device related thrombosis	> 60	328	66.3	0	0.0	341	68.5	1	0.3		*	Quasi-complete separation of data points detected.				*	ERROR: The mean parameter is either invalid or at a limit of its range for some observations.			0.00		Algorithm converged.	0.00	NE	0.9999		>999.99		Algorithm converged.	0.00	NE
General disorders and administration site conditions	Fatigue	<= 60	167	33.7	0	0.0	157	31.5	1	0.6		*	Quasi-complete separation of data points detected.				*	WARNING: The relative Hessian convergence criterion of 22.107627685 is greater than the limit of 0.0001. The convergence is questionable.			0.00		Algorithm converged.	0.00	NE	0.9999	0.3576	>999.99		Algorithm converged.	0.00	NE
General disorders and administration site conditions	Fatigue	> 60	328	66.3	5	1.5	341	68.5	10	2.9	0.51		Convergence criterion (GCONV=1E-8) satisfied.	0.17	1.52	-0.014		Algorithm converged.	-0.036	0.008	0.52		Algorithm converged.	0.18	1.50	0.2276		1.92		Algorithm converged.	0.66	5.57
General disorders and administration site conditions	General physical health deterioration	<= 60	167	33.7	0	0.0	157	31.5	0	0.0	NE			NE	NE	NE		NE	NE	NE	NE		NE	NE	NE	NE	NE	NE		NE	NE	NE
General disorders and administration site conditions	General physical health deterioration	> 60	328	66.3	0	0.0	341	68.5	1	0.3		*	Quasi-complete separation of data points detected.				*	ERROR: The mean parameter is either invalid or at a limit of its range for some observations.			0.00		Algorithm converged.	0.00	NE	0.9999		>999.99		Algorithm converged.	0.00	NE
General disorders and administration site conditions	Ill-defined disorder	<= 60	167	33.7	0	0.0	157	31.5	0	0.0	NE			NE	NE	NE		NE	NE	NE	NE		NE	NE	NE	NE	NE	NE		NE	NE	NE
General disorders and administration site conditions	Ill-defined disorder	> 60	328	66.3	0	0.0	341	68.5	1	0.3		*	Quasi-complete separation of data points detected.				*	ERROR: The mean parameter is either invalid or at a limit of its range for some observations.			0.00		Algorithm converged.	0.00	NE	0.9999		>999.99		Algorithm converged.	0.00	NE
General disorders and administration site conditions	Infusion site extravasation	<= 60	167	33.7	0	0.0	157	31.5	0	0.0	NE			NE	NE	NE		NE	NE	NE	NE		NE	NE	NE	NE	NE	NE		NE	NE	NE
General disorders and administration site conditions	Infusion site extravasation	> 60	328	66.3	1	0.3	341	68.5	0	0.0		*	Quasi-complete separation of data points detected.				*	WARNING: Negative of Hessian not positive definite.			NE		Algorithm converged.	NE	NE	NE		NE		Algorithm converged.	NE	NE
General disorders and administration site conditions	Injection site extravasation	<= 60	167	33.7	0	0.0	157	31.5	0	0.0	NE			NE	NE	NE		NE	NE	NE	NE		NE	NE	NE	NE	NE	NE		NE	NE	NE
General disorders and administration site conditions	Injection site extravasation	> 60	328	66.3	0	0.0	341	68.5	1	0.3		*	Quasi-complete separation of data points detected.				*	ERROR: The mean parameter is either invalid or at a limit of its range for some observations.			0.00		Algorithm converged.	0.00	NE	0.9999		>999.99		Algorithm converged.	0.00	NE
General disorders and administration site conditions	Malaise	<= 60	167	33.7	0	0.0	157	31.5	1	0.6		*	Quasi-complete separation of data points detected.				*	WARNING: The relative Hessian convergence criterion of 22.107627762 is greater than the limit of 0.0001. The convergence is questionable.			0.00		Algorithm converged.	0.00	NE	0.9999	NE	>999.99		Algorithm converged.	0.00	NE
General disorders and administration site conditions	Malaise	> 60	328	66.3	0	0.0	341	68.5	0	0.0	NE			NE	NE	NE		NE	NE	NE	NE		NE	NE	NE	NE		NE		NE	NE	NE
General disorders and administration site conditions	Mucosal inflammation	<= 60	167	33.7	1	0.6	157	31.5	1	0.6	0.94		Convergence criterion (GCONV=1E-8) satisfied.	0.06	15.15	0.000		Algorithm converged.	-0.017	0.017	0.94		Algorithm converged.	0.06	14.90	0.9651	0.2905	1.06		Algorithm converged.	0.07	16.86
General disorders and administration site conditions	Mucosal inflammation	> 60	328	66.3	1	0.3	341	68.5	0	0.0		*	Quasi-complete separation of data points detected.				*	WARNING: Negative of Hessian not positive definite.			NE		Algorithm converged.	NE	NE	NE		NE		Algorithm converged.	NE	NE
General disorders and administration site conditions	Multiple organ dysfunction syndrome	<= 60	167	33.7	0	0.0	157	31.5	0	0.0	NE			NE	NE	NE		NE	NE	NE	NE		NE	NE	NE	NE	NE	NE		NE	NE	NE
General disorders and administration site conditions	Multiple organ dysfunction syndrome	> 60	328	66.3	0	0.0	341	68.5	1	0.3		*	Quasi-complete separation of data points detected.				*	ERROR: The mean parameter is either invalid or at a limit of its range for some observations.			0.00		Algorithm converged.	0.00	NE	0.9999		>999.99		Algorithm converged.	0.00	NE
General disorders and administration site conditions	Oedema	<= 60	167	33.7	1	0.6	157	31.5	0	0.0		*	Quasi-complete separation of data points detected.				*	WARNING: Negative of Hessian not positive definite.			NE		Algorithm converged.	NE	NE	NE	NE	NE		Algorithm converged.	NE	NE
General disorders and administration site conditions	Oedema	> 60	328	66.3	0	0.0	341	68.5	0	0.0	NE			NE	NE	NE		NE	NE	NE	NE		NE	NE	NE	NE		NE		NE	NE	NE
General disorders and administration site conditions	Oedema peripheral	<= 60	167	33.7	0	0.0	157	31.5	0	0.0	NE			NE	NE	NE		NE	NE	NE	NE		NE	NE	NE	NE	1.0000	NE		NE	NE	NE
General disorders and administration site conditions	Oedema peripheral	> 60	328	66.3	1	0.3	341	68.5	1	0.3	1.04		Convergence criterion (GCONV=1E-8) satisfied.	0.06	16.69	0.000		Algorithm converged.	-0.008	0.008	1.04		Algorithm converged.	0.07	16.55	0.9780		0.96		Algorithm converged.	0.06	15.31
General disorders and administration site conditions	Pain	<= 60	167	33.7	2	1.2	157	31.5	0	0.0		*	Quasi-complete separation of data points detected.				*	WARNING: Negative of Hessian not positive definite.			NE		Algorithm converged.	NE	NE	NE	1.0000	NE		Algorithm converged.	NE	NE
General disorders and administration site conditions	Pain	> 60	328	66.3	1	0.3	341	68.5	0	0.0		*	Quasi-complete separation of data points detected.				*	WARNING: Negative of Hessian not positive definite.			NE		Algorithm converged.	NE	NE	NE		NE		Algorithm converged.	NE	NE
General disorders and administration site conditions	Pyrexia	<= 60	167	33.7	4	2.4	157	31.5	0	0.0		*	Quasi-complete separation of data points detected.				*	ERROR: The mean parameter is either invalid or at a limit of its range for some observations.			NE		Algorithm converged.	NE	NE	NE	0.1132	NE		Algorithm converged.	NE	NE
General disorders and administration site conditions	Pyrexia	> 60	328	66.3	1	0.3	341	68.5	1	0.3	1.04		Convergence criterion (GCONV=1E-8) satisfied.	0.06	16.69	0.000		Algorithm converged.	-0.008	0.008	1.04		Algorithm converged.	0.07	16.55	0.9780		0.96		Algorithm converged.	0.06	15.31
General disorders and administration site conditions	Ulcer	<= 60	167	33.7	0	0.0	157	31.5	0	0.0	NE			NE	NE	NE		NE	NE	NE	NE		NE	NE	NE	NE	NE	NE		NE	NE	NE
General disorders and administration site conditions	Ulcer	> 60	328	66.3	1	0.3	341	68.5	0	0.0		*	Quasi-complete separation of data points detected.				*	WARNING: Negative of Hessian not positive definite.			NE		Algorithm converged.	NE	NE	NE		NE		Algorithm converged.	NE	NE
General disorders and administration site conditions	Vascular stent thrombosis	<= 60	167	33.7	0	0.0	157	31.5	1	0.6		*	Quasi-complete separation of data points detected.				*	WARNING: The relative Hessian convergence criterion of 22.107627839 is greater than the limit of 0.0001. The convergence is questionable.			0.00		Algorithm converged.	0.00	NE	0.9999	NE	>999.99		Algorithm converged.	0.00	NE
General disorders and administration site conditions	Vascular stent thrombosis	> 60	328	66.3	0	0.0	341	68.5	0	0.0	NE			NE	NE	NE		NE	NE	NE	NE		NE	NE	NE	NE		NE		NE	NE	NE
Hepatobiliary disorders		<= 60	167	33.7	3	1.8	157	31.5	2	1.3	1.42		Convergence criterion (GCONV=1E-8) satisfied.	0.23	8.60	0.005		Algorithm converged.	-0.021	0.032	1.41		Algorithm converged.	0.24	8.33	0.7044	0.1020	0.71		Algorithm converged.	0.12	4.19
Hepatobiliary disorders		> 60	328	66.3	0	0.0	341	68.5	2	0.6		*	Quasi-complete separation of data points detected.				*	ERROR: The mean parameter is either invalid or at a limit of its range for some observations.			0.00		Algorithm converged.	0.00	NE	0.9999		>999.99		Algorithm converged.	0.00	NE
Hepatobiliary disorders	Bile duct stenosis	<= 60	167	33.7	0	0.0	157	31.5	0	0.0	NE			NE	NE	NE		NE	NE	NE	NE		NE	NE	NE	NE	NE	NE		NE	NE	NE
Hepatobiliary disorders	Bile duct stenosis	> 60	328	66.3	0	0.0	341	68.5	1	0.3		*	Quasi-complete separation of data points detected.				*	ERROR: The mean parameter is either invalid or at a limit of its range for some observations.			0.00		Algorithm converged.	0.00	NE	0.9999		>999.99		Algorithm converged.	0.00	NE
Hepatobiliary disorders	Biliary obstruction	<= 60	167	33.7	1	0.6	157	31.5	0	0.0		*	Quasi-complete separation of data points detected.				*	WARNING: Negative of Hessian not positive definite.			NE		Algorithm converged.	NE	NE	NE	NE	NE		Algorithm converged.	NE	NE
Hepatobiliary disorders	Biliary obstruction	> 60	328	66.3	0	0.0	341	68.5	0	0.0	NE			NE	NE	NE		NE	NE	NE	NE		NE	NE	NE	NE		NE		NE	NE	NE
Hepatobiliary disorders	Cholangitis	<= 60	167	33.7	0	0.0	157	31.5	0	0.0	NE			NE	NE	NE		NE	NE	NE	NE		NE	NE	NE	NE	NE	NE		NE	NE	NE
Hepatobiliary disorders	Cholangitis	> 60	328	66.3	0	0.0	341	68.5	1	0.3		*	Quasi-complete separation of data points detected.				*	ERROR: The mean parameter is either invalid or at a limit of its range for some observations.			0.00		Algorithm converged.	0.00	NE	0.9999		>999.99		Algorithm converged.	0.00	NE
Hepatobiliary disorders	Cholecystitis acute	<= 60	167	33.7	1	0.6	157	31.5	0	0.0		*	Quasi-complete separation of data points detected.				*	ERROR: Error in computing the link function, its derivatives, or the variance function.			NE		Algorithm converged.	NE	NE	NE	NE	NE		Algorithm converged.	NE	NE
Hepatobiliary disorders	Cholecystitis acute	> 60	328	66.3	0	0.0	341	68.5	0	0.0	NE			NE	NE	NE		NE	NE	NE	NE		NE	NE	NE	NE		NE		NE	NE	NE
Hepatobiliary disorders	Cholestasis	<= 60	167	33.7	1	0.6	157	31.5	0	0.0		*	Quasi-complete separation of data points detected.				*	WARNING: Negative of Hessian not positive definite.			NE		Algorithm converged.	NE	NE	NE	NE	NE		Algorithm converged.	NE	NE
Hepatobiliary disorders	Cholestasis	> 60	328	66.3	0	0.0	341	68.5	0	0.0	NE			NE	NE	NE		NE	NE	NE	NE		NE	NE	NE	NE		NE		NE	NE	NE
Hepatobiliary disorders	Hepatic function abnormal	<= 60	167	33.7	0	0.0	157	31.5	1	0.6		*	Quasi-complete separation of data points detected.				*	WARNING: The relative Hessian convergence criterion of 22.107627762 is greater than the limit of 0.0001. The convergence is questionable.			0.00		Algorithm converged.	0.00	NE	0.9999	NE	>999.99		Algorithm converged.	0.00	NE
Hepatobiliary disorders	Hepatic function abnormal	> 60	328	66.3	0	0.0	341	68.5	0	0.0	NE			NE	NE	NE		NE	NE	NE	NE		NE	NE	NE	NE		NE		NE	NE	NE
Hepatobiliary disorders	Hypertransaminasaemia	<= 60	167	33.7	0	0.0	157	31.5	1	0.6		*	Quasi-complete separation of data points detected.				*	WARNING: The relative Hessian convergence criterion of 22.107627762 is greater than the limit of 0.0001. The convergence is questionable.			0.00		Algorithm converged.	0.00	NE	0.9999	NE	>999.99		Algorithm converged.	0.00	NE
Hepatobiliary disorders	Hypertransaminasaemia	> 60	328	66.3	0	0.0	341	68.5	0	0.0	NE			NE	NE	NE		NE	NE	NE	NE		NE	NE	NE	NE		NE		NE	NE	NE
Immune system disorders		<= 60	167	33.7	0	0.0	157	31.5	0	0.0	NE			NE	NE	NE		NE	NE	NE	NE		NE	NE	NE	NE	1.0000	NE		NE	NE	NE
Immune system disorders		> 60	328	66.3	1	0.3	341	68.5	1	0.3	1.04		Convergence criterion (GCONV=1E-8) satisfied.	0.06	16.69	0.000		Algorithm converged.	-0.008	0.008	1.04		Algorithm converged.	0.07	16.55	0.9780		0.96		Algorithm converged.	0.06	15.31
Immune system disorders	Haemophagocytic lymphohistiocytosis	<= 60	167	33.7	0	0.0	157	31.5	0	0.0	NE			NE	NE	NE		NE	NE	NE	NE		NE	NE	NE	NE	NE	NE		NE	NE	NE
Immune system disorders	Haemophagocytic lymphohistiocytosis	> 60	328	66.3	0	0.0	341	68.5	1	0.3		*	Quasi-complete separation of data points detected.				*	ERROR: The mean parameter is either invalid or at a limit of its range for some observations.			0.00		Algorithm converged.	0.00	NE	0.9999		>999.99		Algorithm converged.	0.00	NE
Immune system disorders	Hypogammaglobulinaemia	<= 60	167	33.7	0	0.0	157	31.5	0	0.0	NE			NE	NE	NE		NE	NE	NE	NE		NE	NE	NE	NE	NE	NE		NE	NE	NE
Immune system disorders	Hypogammaglobulinaemia	> 60	328	66.3	1	0.3	341	68.5	0	0.0		*	Quasi-complete separation of data points detected.				*	WARNING: The relative Hessian convergence criterion of 50.209912281 is greater than the limit of 0.0001. The convergence is questionable.			NE		Algorithm converged.	NE	NE	NE		NE		Algorithm converged.	NE	NE
Infections and infestations		<= 60	167	33.7	23	13.8	157	31.5	20	12.7	1.09		Convergence criterion (GCONV=1E-8) satisfied.	0.58	2.08	0.010		Algorithm converged.	-0.063	0.084	1.08		Algorithm converged.	0.62	1.89	0.7842	0.7634	0.92		Algorithm converged.	0.53	1.62
Infections and infestations		> 60	328	66.3	53	16.2	341	68.5	46	13.5	1.24		Convergence criterion (GCONV=1E-8) satisfied.	0.81	1.90	0.027		Algorithm converged.	-0.027	0.081	1.20		Algorithm converged.	0.83	1.73	0.3320		0.83		Algorithm converged.	0.58	1.20
Infections and infestations	Abdominal abscess	<= 60	167	33.7	0	0.0	157	31.5	0	0.0	NE			NE	NE	NE		NE	NE	NE	NE		NE	NE	NE	NE	NE	NE		NE	NE	NE
Infections and infestations	Abdominal abscess	> 60	328	66.3	1	0.3	341	68.5	0	0.0		*	Quasi-complete separation of data points detected.				*	WARNING: Negative of Hessian not positive definite.			NE		Algorithm converged.	NE	NE	NE		NE		Algorithm converged.	NE	NE
Infections and infestations	Abdominal infection	<= 60	167	33.7	0	0.0	157	31.5	1	0.6		*	Quasi-complete separation of data points detected.				*	WARNING: The relative Hessian convergence criterion of 22.107627839 is greater than the limit of 0.0001. The convergence is questionable.			0.00		Algorithm converged.	0.00	NE	0.9999	1.0000	>999.99		Algorithm converged.	0.00	NE

Infections and infestations	Abdominal infection	> 60	328	66.3	0	0.0	341	68.5	1	0.3		*	Quasi-complete separation of data points detected.				*	ERROR: The mean parameter is either invalid or at a limit of its range for some observations.			0.00		Algorithm converged.	0.00	NE	0.9999		>999.99		Algorithm converged.	0.00	NE
Infections and infestations	Abscess	<= 60	167	33.7	0	0.0	157	31.5	0	0.0	NE			NE	NE	NE		NE	NE	NE	NE		NE	NE	NE	NE	NE	NE		NE	NE	NE
Infections and infestations	Abscess	> 60	328	66.3	0	0.0	341	68.5	1	0.3		*	Quasi-complete separation of data points detected.				*	ERROR: The mean parameter is either invalid or at a limit of its range for some observations.			0.00		Algorithm converged.	0.00	NE	0.9999		>999.99		Algorithm converged.	0.00	NE
Infections and infestations	Actinomycotic abdominal infection	<= 60	167	33.7	0	0.0	157	31.5	1	0.6		*	Quasi-complete separation of data points detected.				*	WARNING: The relative Hessian convergence criterion of 22.107627762 is greater than the limit of 0.0001. The convergence is questionable.			0.00		Algorithm converged.	0.00	NE	0.9999	NE	>999.99		Algorithm converged.	0.00	NE
Infections and infestations	Actinomycotic abdominal infection	> 60	328	66.3	0	0.0	341	68.5	0	0.0	NE			NE	NE	NE		NE	NE	NE	NE		NE	NE	NE	NE		NE		NE	NE	NE
Infections and infestations	Appendicitis	<= 60	167	33.7	0	0.0	157	31.5	0	0.0	NE			NE	NE	NE		NE	NE	NE	NE		NE	NE	NE	NE	NE	NE		NE	NE	NE
Infections and infestations	Appendicitis	> 60	328	66.3	1	0.3	341	68.5	0	0.0		*	Quasi-complete separation of data points detected.				*	WARNING: The relative Hessian convergence criterion of 50.209912281 is greater than the limit of 0.0001. The convergence is questionable.			NE		Algorithm converged.	NE	NE	NE		NE		Algorithm converged.	NE	NE
Infections and infestations	Aspergillus infection	<= 60	167	33.7	0	0.0	157	31.5	0	0.0	NE			NE	NE	NE		NE	NE	NE	NE		NE	NE	NE	NE	NE	NE		NE	NE	NE
Infections and infestations	Aspergillus infection	> 60	328	66.3	1	0.3	341	68.5	0	0.0		*	Quasi-complete separation of data points detected.				*	WARNING: Negative of Hessian not positive definite.			NE		Algorithm converged.	NE	NE	NE		NE		Algorithm converged.	NE	NE
Infections and infestations	Atypical pneumonia	<= 60	167	33.7	0	0.0	157	31.5	1	0.6		*	Quasi-complete separation of data points detected.				*	WARNING: The relative Hessian convergence criterion of 22.107627685 is greater than the limit of 0.0001. The convergence is questionable.			0.00		Algorithm converged.	0.00	NE	0.9999	NE	>999.99		Algorithm converged.	0.00	NE
Infections and infestations	Atypical pneumonia	> 60	328	66.3	0	0.0	341	68.5	0	0.0	NE			NE	NE	NE		NE	NE	NE	NE		NE	NE	NE	NE		NE		NE	NE	NE
Infections and infestations	Bacteraemia	<= 60	167	33.7	1	0.6	157	31.5	1	0.6	0.94		Convergence criterion (GCONV=1E-8) satisfied.	0.06	15.15	0.000		Algorithm converged.	-0.017	0.017	0.94		Algorithm converged.	0.06	14.90	0.9651	0.1757	1.06		Algorithm converged.	0.07	16.86
Infections and infestations	Bacteraemia	> 60	328	66.3	2	0.6	341	68.5	0	0.0		*	Quasi-complete separation of data points detected.				*	WARNING: Negative of Hessian not positive definite.			NE		Algorithm converged.	NE	NE	NE		NE		Algorithm converged.	NE	NE
Infections and infestations	Bronchitis	<= 60	167	33.7	0	0.0	157	31.5	0	0.0	NE			NE	NE	NE		NE	NE	NE	NE		NE	NE	NE	NE	NE	NE		NE	NE	NE
Infections and infestations	Bronchitis	> 60	328	66.3	0	0.0	341	68.5	1	0.3		*	Quasi-complete separation of data points detected.				*	ERROR: The mean parameter is either invalid or at a limit of its range for some observations.			0.00		Algorithm converged.	0.00	NE	0.9999		>999.99		Algorithm converged.	0.00	NE
Infections and infestations	Bronchitis bacterial	<= 60	167	33.7	0	0.0	157	31.5	0	0.0	NE			NE	NE	NE		NE	NE	NE	NE		NE	NE	NE	NE	NE	NE		NE	NE	NE
Infections and infestations	Bronchitis bacterial	> 60	328	66.3	1	0.3	341	68.5	0	0.0		*	Quasi-complete separation of data points detected.				*	WARNING: The relative Hessian convergence criterion of 50.209912281 is greater than the limit of 0.0001. The convergence is questionable.			NE		Algorithm converged.	NE	NE	NE		NE		Algorithm converged.	NE	NE
Infections and infestations	Bronchopulmonary aspergillosis	<= 60	167	33.7	0	0.0	157	31.5	0	0.0	NE			NE	NE	NE		NE	NE	NE	NE		NE	NE	NE	NE	NE	NE		NE	NE	NE
Infections and infestations	Bronchopulmonary aspergillosis	> 60	328	66.3	1	0.3	341	68.5	0	0.0		*	Quasi-complete separation of data points detected.				*	WARNING: Negative of Hessian not positive definite.			NE		Algorithm converged.	NE	NE	NE		NE		Algorithm converged.	NE	NE
Infections and infestations	Campylobacter gastroenteritis	<= 60	167	33.7	0	0.0	157	31.5	0	0.0	NE			NE	NE	NE		NE	NE	NE	NE		NE	NE	NE	NE	NE	NE		NE	NE	NE
Infections and infestations	Campylobacter gastroenteritis	> 60	328	66.3	1	0.3	341	68.5	0	0.0		*	Quasi-complete separation of data points detected.				*	WARNING: Negative of Hessian not positive definite.			NE		Algorithm converged.	NE	NE	NE		NE		Algorithm converged.	NE	NE
Infections and infestations	Cellulitis	<= 60	167	33.7	1	0.6	157	31.5	0	0.0		*	Quasi-complete separation of data points detected.				*	ERROR: Error in computing the link function, its derivatives, or the variance function.			NE		Algorithm converged.	NE	NE	NE	0.4267	NE		Algorithm converged.	NE	NE
Infections and infestations	Cellulitis	> 60	328	66.3	2	0.6	341	68.5	1	0.3	2.09		Convergence criterion (GCONV=1E-8) satisfied.	0.19	23.11	0.003		Algorithm converged.	-0.007	0.013	2.08		Algorithm converged.	0.19	22.82	0.5493		0.48		Algorithm converged.	0.04	5.28
Infections and infestations	Clostridium difficile colitis	<= 60	167	33.7	0	0.0	157	31.5	0	0.0	NE			NE	NE	NE		NE	NE	NE	NE		NE	NE	NE	NE	NE	NE		NE	NE	NE
Infections and infestations	Clostridium difficile colitis	> 60	328	66.3	2	0.6	341	68.5	0	0.0		*	Quasi-complete separation of data points detected.				*	WARNING: Negative of Hessian not positive definite.			NE		Algorithm converged.	NE	NE	NE		NE		Algorithm converged.	NE	NE
Infections and infestations	Clostridium difficile infection	<= 60	167	33.7	0	0.0	157	31.5	0	0.0	NE			NE	NE	NE		NE	NE	NE	NE		NE	NE	NE	NE	NE	NE		NE	NE	NE
Infections and infestations	Clostridium difficile infection	> 60	328	66.3	2	0.6	341	68.5	0	0.0		*	Quasi-complete separation of data points detected.				*	WARNING: Negative of Hessian not positive definite.			NE		Algorithm converged.	NE	NE	NE		NE		Algorithm converged.	NE	NE
Infections and infestations	Coronavirus infection	<= 60	167	33.7	0	0.0	157	31.5	1	0.6		*	Quasi-complete separation of data points detected.				*	WARNING: The relative Hessian convergence criterion of 22.107627762 is greater than the limit of 0.0001. The convergence is questionable.			0.00		Algorithm converged.	0.00	NE	0.9999	NE	>999.99		Algorithm converged.	0.00	NE
Infections and infestations	Coronavirus infection	> 60	328	66.3	0	0.0	341	68.5	0	0.0	NE			NE	NE	NE		NE	NE	NE	NE		NE	NE	NE	NE		NE		NE	NE	NE
Infections and infestations	Cytomegalovirus enteritis	<= 60	167	33.7	0	0.0	157	31.5	0	0.0	NE			NE	NE	NE		NE	NE	NE	NE		NE	NE	NE	NE	NE	NE		NE	NE	NE
Infections and infestations	Cytomegalovirus enteritis	> 60	328	66.3	1	0.3	341	68.5	0	0.0		*	Quasi-complete separation of data points detected.				*	WARNING: Negative of Hessian not positive definite.			NE		Algorithm converged.	NE	NE	NE		NE		Algorithm converged.	NE	NE
Infections and infestations	Cytomegalovirus infection	<= 60	167	33.7	0	0.0	157	31.5	0	0.0	NE			NE	NE	NE		NE	NE	NE	NE		NE	NE	NE	NE	1.0000	NE		NE	NE	NE
Infections and infestations	Cytomegalovirus infection	> 60	328	66.3	1	0.3	341	68.5	1	0.3	1.04		Convergence criterion (GCONV=1E-8) satisfied.	0.06	16.69	0.000		Algorithm converged.	-0.008	0.008	1.04		Algorithm converged.	0.07	16.55	0.9780		0.96		Algorithm converged.	0.06	15.31
Infections and infestations	Device related infection	<= 60	167	33.7	0	0.0	157	31.5	1	0.6		*	Quasi-complete separation of data points detected.				*	WARNING: The relative Hessian convergence criterion of 22.107627839 is greater than the limit of 0.0001. The convergence is questionable.			0.00		Algorithm converged.	0.00	NE	0.9999	0.0308	>999.99		Algorithm converged.	0.00	NE
Infections and infestations	Device related infection	> 60	328	66.3	3	0.9	341	68.5	0	0.0		*	Quasi-complete separation of data points detected.				*	ERROR: The mean parameter is either invalid or at a limit of its range for some observations.			NE		Algorithm converged.	NE	NE	NE		NE		Algorithm converged.	NE	NE
Infections and infestations	Device related sepsis	<= 60	167	33.7	0	0.0	157	31.5	0	0.0	NE			NE	NE	NE		NE	NE	NE	NE		NE	NE	NE	NE	NE	NE		NE	NE	NE
Infections and infestations	Device related sepsis	> 60	328	66.3	1	0.3	341	68.5	0	0.0		*	Quasi-complete separation of data points detected.				*	WARNING: Negative of Hessian not positive definite.			NE		Algorithm converged.	NE	NE	NE		NE		Algorithm converged.	NE	NE
Infections and infestations	Diarrhoea infectious	<= 60	167	33.7	0	0.0	157	31.5	1	0.6		*	Quasi-complete separation of data points detected.				*	WARNING: The relative Hessian convergence criterion of 22.107627762 is greater than the limit of 0.0001. The convergence is questionable.			0.00		Algorithm converged.	0.00	NE	0.9999	NE	>999.99		Algorithm converged.	0.00	NE
Infections and infestations	Diarrhoea infectious	> 60	328	66.3	0	0.0	341	68.5	0	0.0	NE			NE	NE	NE		NE	NE	NE	NE		NE	NE	NE	NE		NE		NE	NE	NE
Infections and infestations	Enterobacter infection	<= 60	167	33.7	0	0.0	157	31.5	0	0.0	NE			NE	NE	NE		NE	NE	NE	NE		NE	NE	NE	NE	NE	NE		NE	NE	NE
Infections and infestations	Enterobacter infection	> 60	328	66.3	0	0.0	341	68.5	1	0.3		*	Quasi-complete separation of data points detected.				*	ERROR: The mean parameter is either invalid or at a limit of its range for some observations.			0.00		Algorithm converged.	0.00	NE	0.9999		>999.99		Algorithm converged.	0.00	NE
Infections and infestations	Enterocolitis infectious	<= 60	167	33.7	0	0.0	157	31.5	0	0.0	NE			NE	NE	NE		NE	NE	NE	NE		NE	NE	NE	NE	NE	NE		NE	NE	NE
Infections and infestations	Enterocolitis infectious	> 60	328	66.3	1	0.3	341	68.5	0	0.0		*	Quasi-complete separation of data points detected.				*	WARNING: Negative of Hessian not positive definite.			NE		Algorithm converged.	NE	NE	NE		NE		Algorithm converged.	NE	NE
Infections and infestations	Erysipelas	<= 60	167	33.7	0	0.0	157	31.5	0	0.0	NE			NE	NE	NE		NE	NE	NE	NE		NE	NE	NE	NE	NE	NE		NE	NE	NE
Infections and infestations	Erysipelas	> 60	328	66.3	1	0.3	341	68.5	0	0.0		*	Quasi-complete separation of data points detected.				*	WARNING: Negative of Hessian not positive definite.			NE		Algorithm converged.	NE	NE	NE		NE		Algorithm converged.	NE	NE
Infections and infestations	Escherichia bacteraemia	<= 60	167	33.7	0	0.0	157	31.5	0	0.0	NE			NE	NE	NE		NE	NE	NE	NE		NE	NE	NE	NE	NE	NE		NE	NE	NE
Infections and infestations	Escherichia bacteraemia	> 60	328	66.3	0	0.0	341	68.5	1	0.3		*	Quasi-complete separation of data points detected.				*	ERROR: The mean parameter is either invalid or at a limit of its range for some observations.			0.00		Algorithm converged.	0.00	NE	0.9999		>999.99		Algorithm converged.	0.00	NE
Infections and infestations	Escherichia infection	<= 60	167	33.7	0	0.0	157	31.5	0	0.0	NE			NE	NE	NE		NE	NE	NE	NE		NE	NE	NE	NE	NE	NE		NE	NE	NE
Infections and infestations	Escherichia infection	> 60	328	66.3	1	0.3	341	68.5	0	0.0		*	Quasi-complete separation of data points detected.				*	WARNING: The relative Hessian convergence criterion of 50.209912281 is greater than the limit of 0.0001. The convergence is questionable.			NE		Algorithm converged.	NE	NE	NE		NE		Algorithm converged.	NE	NE
Infections and infestations	Escherichia sepsis	<= 60	167	33.7	1	0.6	157	31.5	1	0.6	0.94		Convergence criterion (GCONV=1E-8) satisfied.	0.06	15.15	0.000		Algorithm converged.	-0.017	0.017	0.94		Algorithm converged.	0.06	14.90	0.9651	0.3215	1.06		Algorithm converged.	0.07	16.86
Infections and infestations	Escherichia sepsis	> 60	328	66.3	0	0.0	341	68.5	1	0.3		*	Quasi-complete separation of data points detected.				*	ERROR: The mean parameter is either invalid or at a limit of its range for some observations.			0.00		Algorithm converged.	0.00	NE	0.9999		>999.99		Algorithm converged.	0.00	NE
Infections and infestations	Fungal infection	<= 60	167	33.7	0	0.0	157	31.5	1	0.6		*	Quasi-complete separation of data points detected.				*	WARNING: The relative Hessian convergence criterion of 22.107627839 is greater than the limit of 0.0001. The convergence is questionable.			0.00		Algorithm converged.	0.00	NE	0.9999	NE	>999.99		Algorithm converged.	0.00	NE
Infections and infestations	Fungal infection	> 60	328	66.3	0	0.0	341	68.5	0	0.0	NE			NE	NE	NE		NE	NE	NE	NE		NE	NE	NE	NE		NE		NE	NE	NE
Infections and infestations	Gastroenteritis viral	<= 60	167	33.7	1	0.6	157	31.5	0	0.0		*	Quasi-complete separation of data points detected.				*	WARNING: Negative of Hessian not positive definite.			NE		Algorithm converged.	NE	NE	NE	NE	NE		Algorithm converged.	NE	NE
Infections and infestations	Gastroenteritis viral	> 60	328	66.3	0	0.0	341	68.5	0	0.0	NE			NE	NE	NE		NE	NE	NE	NE		NE	NE	NE	NE		NE		NE	NE	NE
Infections and infestations	Gastrointestinal infection	<= 60	167	33.7	0	0.0	157	31.5	0	0.0	NE			NE	NE	NE		NE	NE	NE	NE		NE	NE	NE	NE	NE	NE		NE	NE	NE
Infections and infestations	Gastrointestinal infection	> 60	328	66.3	1	0.3	341	68.5	0	0.0		*	Quasi-complete separation of data points detected.				*	WARNING: The relative Hessian convergence criterion of 50.209912281 is greater than the limit of 0.0001. The convergence is questionable.			NE		Algorithm converged.	NE	NE	NE		NE		Algorithm converged.	NE	NE
Infections and infestations	Herpes simplex	<= 60	167	33.7	0	0.0	157	31.5	1	0.6		*	Quasi-complete separation of data points detected.				*	WARNING: The relative Hessian convergence criterion of 22.107627762 is greater than the limit of 0.0001. The convergence is questionable.			0.00		Algorithm converged.	0.00	NE	0.9999	NE	>999.99		Algorithm converged.	0.00	NE
Infections and infestations	Herpes simplex	> 60	328	66.3	0	0.0	341	68.5	0	0.0	NE			NE	NE	NE		NE	NE	NE	NE		NE	NE	NE	NE		NE		NE	NE	NE
Infections and infestations	Herpes zoster	<= 60	167	33.7	0	0.0	157	31.5	1	0.6		*	Quasi-complete separation of data points detected.				*	WARNING: The relative Hessian convergence criterion of 22.107627839 is greater than the limit of 0.0001. The convergence is questionable.			0.00		Algorithm converged.	0.00	NE	0.9999	1.0000	>999.99		Algorithm converged.	0.00	NE
Infections and infestations	Herpes zoster	> 60	328	66.3	0	0.0	341	68.5	1	0.3		*	Quasi-complete separation of data points detected.				*	ERROR: The mean parameter is either invalid or at a limit of its range for some observations.			0.00		Algorithm converged.	0.00	NE	0.9999		>999.99		Algorithm converged.	0.00	NE
Infections and infestations	Infection	<= 60	167	33.7	2	1.2	157	31.5	0	0.0		*	Quasi-complete separation of data points detected.				*	WARNING: Negative of Hessian not positive definite.			NE		Algorithm converged.	NE	NE	NE	0.3581	NE		Algorithm converged.	NE	NE
Infections and infestations	Infection	> 60	328	66.3	3	0.9	341	68.5	1	0.3	3.14		Convergence criterion (GCONV=1E-8) satisfied.	0.32	30.32	0.006		Algorithm converged.	-0.006	0.018	3.12		Algorithm converged.	0.33	29.83	0.3235		0.32		Algorithm converged.	0.03	3.07
Infections and infestations	Influenza	<= 60	167	33.7	0	0.0	157	31.5	0	0.0	NE			NE	NE	NE		NE	NE	NE	NE		NE	NE	NE	NE	NE	NE		NE	NE	NE
Infections and infestations	Influenza	> 60	328	66.3	2	0.6	341	68.5	0	0.0		*	Quasi-complete separation of data points detected.				*	WARNING: Negative of Hessian not positive definite.			NE		Algorithm converged.	NE	NE	NE		NE		Algorithm converged.	NE	NE
Infections and infestations	Intervertebral discitis	<= 60	167	33.7	0	0.0	157	31.5	0	0.0	NE			NE	NE	NE		NE	NE	NE	NE		NE	NE	NE	NE	NE	NE		NE	NE	NE
Infections and infestations	Intervertebral discitis	> 60	328	66.3	0	0.0	341	68.5	1	0.3		*	Quasi-complete separation of data points detected.				*	ERROR: The mean parameter is either invalid or at a limit of its range for some observations.			0.00		Algorithm converged.	0.00	NE	0.9999		>999.99		Algorithm converged.	0.00	NE
Infections and infestations	Klebsiella sepsis	<= 60	167	33.7	0	0.0	157	31.5	0	0.0	NE			NE	NE	NE		NE	NE	NE	NE		NE	NE	NE	NE	NE	NE		NE	NE	NE
Infections and infestations	Klebsiella sepsis	> 60	328	66.3	0	0.0	341	68.5	1	0.3		*	Quasi-complete separation of data points detected.				*	ERROR: The mean parameter is either invalid or at a limit of its range for some observations.			0.00		Algorithm converged.	0.00	NE	0.9999		>999.99		Algorithm converged.	0.00	NE
Infections and infestations	Mediastinitis	<= 60	167	33.7	1	0.6	157	31.5	0	0.0		*	Quasi-complete separation of data points detected.				*	WARNING: Negative of Hessian not positive definite.			NE		Algorithm converged.	NE	NE	NE	NE	NE		Algorithm converged.	NE	NE
Infections and infestations	Mediastinitis	> 60	328	66.3	0	0.0	341	68.5	0	0.0	NE			NE	NE	NE		NE	NE	NE	NE		NE	NE	NE	NE		NE		NE	NE	NE
Infections and infestations	Nail infection	<= 60	167	33.7	0	0.0	157	31.5	0	0.0	NE			NE	NE	NE		NE	NE	NE	NE		NE	NE	NE	NE	NE	NE		NE	NE	NE
Infections and infestations	Nail infection	> 60	328	66.3	1	0.3	341	68.5	0	0.0		*	Quasi-complete separation of data points detected.				*	WARNING: Negative of Hessian not positive definite.			NE		Algorithm converged.	NE	NE	NE		NE		Algorithm converged.	NE	NE
Infections and infestations	Neutropenic sepsis	<= 60	167	33.7	1	0.6	157	31.5	0	0.0		*	Quasi-complete separation of data points detected.				*	WARNING: Negative of Hessian not positive definite.			NE		Algorithm converged.	NE	NE	NE	0.3215	NE		Algorithm converged.	NE	NE
Infections and infestations	Neutropenic sepsis	> 60	328	66.3	1	0.3	341	68.5	1	0.3	1.04		Convergence criterion (GCONV=1E-8) satisfied.	0.06	16.69	0.000		Algorithm converged.	-0.008	0.008	1.04		Algorithm converged.	0.07	16.55	0.9780		0.96		Algorithm converged.	0.06	15.31
Infections and infestations	Oral herpes	<= 60	167	33.7	1	0.6	157	31.5	0	0.0		*	Quasi-complete separation of data points detected.				*	WARNING: Negative of Hessian not positive definite.			NE		Algorithm converged.	NE	NE	NE	NE	NE		Algorithm converged.	NE	NE
Infections and infestations	Oral herpes	> 60	328	66.3	0	0.0	341	68.5	0	0.0	NE			NE	NE	NE		NE	NE	NE	NE		NE	NE	NE	NE		NE		NE	NE	NE
Infections and infestations	Papilloma viral infection	<= 60	167	33.7	1	0.6	157	31.5	0	0.0		*	Quasi-complete separation of data points detected.				*	WARNING: Negative of Hessian not positive definite.			NE		Algorithm converged.	NE	NE	NE	NE	NE		Algorithm converged.	NE	NE
Infections and infestations	Papilloma viral infection	> 60	328	66.3	0	0.0	341	68.5	0	0.0	NE			NE	NE	NE		NE	NE	NE	NE		NE	NE	NE	NE		NE		NE	NE	NE
Infections and infestations	Peritonitis	<= 60	167	33.7	0	0.0	157	31.5	0	0.0	NE			NE	NE	NE		NE	NE	NE	NE		NE	NE	NE	NE	NE	NE		NE	NE	NE
Infections and infestations	Peritonitis	> 60	328	66.3	0	0.0	341	68.5	1	0.3		*	Quasi-complete separation of data points detected.				*	ERROR: The mean parameter is either invalid or at a limit of its range for some observations.			0.00		Algorithm converged.	0.00	NE	0.9999		>999.99		Algorithm converged.	0.00	NE
Infections and infestations	Pneumocystis jirovecii pneumonia	<= 60	167	33.7	0	0.0	157	31.5	0	0.0	NE			NE	NE	NE		NE	NE	NE	NE		NE	NE	NE	NE	1.0000	NE		NE	NE	NE
Infections and infestations	Pneumocystis jirovecii pneumonia	> 60	328	66.3	2	0.6	341	68.5	1	0.3	2.09		Convergence criterion (GCONV=1E-8) satisfied.	0.19	23.11	0.003		Algorithm converged.	-0.007	0.013	2.08		Algorithm converged.	0.19	22.82	0.5493		0.48		Algorithm converged.	0.04	5.28
Infections and infestations	Pneumonia	<= 60	167	33.7	5	3.0	157	31.5	7	4.5	0.66		Convergence criterion (GCONV=1E-8) satisfied.	0.21	2.13	-0.015		Algorithm converged.	-0.056	0.027	0.67		Algorithm converged.	0.22	2.07	0.4885	0.4050	1.49		Algorithm converged.	0.48	4.60
Infections and infestations	Pneumonia	> 60	328	66.3	20	6.1	341	68.5	18	5.3	1.17		Convergence criterion (GCONV=1E-8) satisfied.	0.60	2.24	0.008		Algorithm converged.	-0.027	0.043	1.16		Algorithm converged.	0.62	2.14	0.6476		0.87		Algorithm converged.	0.47	1.61
Infections and infestations	Pneumonia bacterial	<= 60	167	33.7	1	0.6	157	31.5	0	0.0		*	Quasi-complete separation of data points detected.				*	WARNING: Negative of Hessian not positive definite.			NE		Algorithm converged.	NE	NE	NE	NE	NE		Algorithm converged.	NE	NE
Infections and infestations	Pneumonia bacterial	> 60	328	66.3	0	0.0	341	68.5	0	0.0	NE			NE	NE	NE		NE	NE	NE	NE		NE	NE	NE	NE		NE		NE	NE	NE
Infections and infestations	Pneumonia klebsiella	<= 60	167	33.7	0	0.0	157	31.5	0	0.0	NE			NE	NE	NE		NE	NE	NE	NE		NE	NE	NE	NE	NE	NE		NE	NE	NE
Infections and infestations	Pneumonia klebsiella	> 60	328	66.3	0	0.0	341	68.5	1	0.3		*	Quasi-complete separation of data points detected.				*	ERROR: The mean parameter is either invalid or at a limit of its range for some observations.			0.00		Algorithm converged.	0.00	NE	0.9999		>999.99		Algorithm converged.	0.00	NE
Infections and infestations	Pneumonia pneumococcal	<= 60	167	33.7	0	0.0	157	31.5	0	0.0	NE			NE	NE	NE		NE	NE	NE	NE		NE	NE	NE	NE	NE	NE		NE	NE	NE
Infections and infestations	Pneumonia pneumococcal	> 60	328	66.3	1	0.3	341	68.5	0	0.0		*	Quasi-complete separation of data points detected.				*	WARNING: Negative of Hessian not positive definite.			NE		Algorithm converged.	NE	NE	NE		NE		Algorithm converged.	NE	NE
Infections and infestations	Pneumonia viral	<= 60	167	33.7	1	0.6	157	31.5	0	0.0		*	Quasi-complete separation of data points detected.				*	WARNING: Negative of Hessian not positive definite.			NE		Algorithm converged.	NE	NE	NE	NE	NE		Algorithm converged.	NE	NE
Infections and infestations	Pneumonia viral	> 60	328	66.3	0	0.0	341	68.5	0	0.0	NE			NE	NE	NE		NE	NE	NE	NE		NE	NE	NE	NE		NE		NE	NE	NE
Infections and infestations	Rectal abscess	<= 60	167	33.7	1	0.6	157	31.5	0	0.0		*	Quasi-complete separation of data points detected.				*	WARNING: Negative of Hessian not positive definite.			NE		Algorithm converged.	NE	NE	NE	NE	NE		Algorithm converged.	NE	NE
Infections and infestations	Rectal abscess	> 60	328	66.3	0	0.0	341	68.5	0	0.0	NE			NE	NE	NE		NE	NE	NE	NE		NE	NE	NE	NE		NE		NE	NE	NE
Infections and infestations	Respiratory tract infection	<= 60	167	33.7	1	0.6	157	31.5	0	0.0		*	Quasi-complete separation of data points detected.				*	WARNING: Negative of Hessian not positive definite.			NE		Algorithm converged.	NE	NE	NE	1.0000	NE		Algorithm converged.	NE	NE
Infections and infestations	Respiratory tract infection	> 60	328	66.3	1	0.3	341	68.5	0	0.0		*	Quasi-complete separation of data points detected.				*	WARNING: The relative Hessian convergence criterion of 50.209912281 is greater than the limit of 0.0001. The convergence is questionable.			NE		Algorithm converged.	NE	NE	NE		NE		Algorithm converged.	NE	NE
Infections and infestations	Scrotal infection	<= 60	167	33.7	0	0.0	157	31.5	0	0.0	NE			NE	NE	NE		NE	NE	NE	NE		NE	NE	NE	NE	NE	NE		NE	NE	NE
Infections and infestations	Scrotal infection	> 60	328	66.3	0	0.0	341	68.5	1	0.3		*	Quasi-complete separation of data points detected.				*	ERROR: The mean parameter is either invalid or at a limit of its range for some observations.			0.00		Algorithm converged.	0.00	NE	0.9999		>999.99		Algorithm converged.	0.00	NE
Infections and infestations	Sepsis	<= 60	167	33.7	3	1.8	157	31.5	0	0.0		*	Quasi-complete separation of data points detected.				*	WARNING: Negative of Hessian not positive definite.			NE		Algorithm converged.	NE	NE	NE	0.0081	NE		Algorithm converged.	NE	NE
Infections and infestations	Sepsis	> 60	328	66.3	2	0.6	341	68.5	8	2.3	0.26		Convergence criterion (GCONV=1E-8) satisfied.	0.05	1.21	-0.017		Algorithm converged.	-0.036	0.001	0.26		Algorithm converged.	0.06	1.21	0.0868		3.85		Algorithm converged.	0.82	17.98
Infections and infestations	Septic shock	<= 60	167	33.7	0	0.0	157	31.5	0	0.0	NE			NE	NE	NE		NE	NE	NE	NE		NE	NE	NE	NE	NE	NE		NE	NE	NE
Infections and infestations	Septic shock	> 60	328	66.3	0	0.0	341	68.5	5	1.5		*	Quasi-complete separation of data points detected.				*	ERROR: The mean parameter is either invalid or at a limit of its range for some observations.			0.00		Algorithm converged.	0.00	NE	0.9999		>999.99		Algorithm converged.	0.00	NE
Infections and infestations	Skin infection	<= 60	167	33.7	1	0.6	157	31.5	1	0.6	0.94		Convergence criterion (GCONV=1E-8) satisfied.	0.06	15.15	0.000		Algorithm converged.	-0.017	0.017	0.94		Algorithm converged.	0.06	14.90	0.9651	1.0000	1.06		Algorithm converged.	0.07	16.86

Infections and infestations	Skin infection	> 60	328	66.3	0	0.0	341	68.5	0	0.0	NE			NE	NE	NE		NE	NE	NE	NE		NE	NE	NE	NE		NE		NE	NE	NE
Infections and infestations	Staphylococcal infection	<= 60	167	33.7	1	0.6	157	31.5	0	0.0		*	Quasi-complete separation of data points detected.				*	WARNING: Negative of Hessian not positive definite.			NE		Algorithm converged.	NE	NE	NE	0.2015	NE		Algorithm converged.	NE	NE
Infections and infestations	Staphylococcal infection	> 60	328	66.3	1	0.3	341	68.5	2	0.6	0.52		Convergence criterion (GCONV=1E-8) satisfied.	0.05	5.74	-0.003		Algorithm converged.	-0.013	0.007	0.52		Algorithm converged.	0.05	5.71	0.5925		1.92		Algorithm converged.	0.18	21.11
Infections and infestations	Staphylococcal sepsis	<= 60	167	33.7	0	0.0	157	31.5	0	0.0	NE			NE	NE	NE		NE	NE	NE	NE		NE	NE	NE	NE	NE	NE		NE	NE	NE
Infections and infestations	Staphylococcal sepsis	> 60	328	66.3	1	0.3	341	68.5	0	0.0		*	Quasi-complete separation of data points detected.				*	WARNING: Negative of Hessian not positive definite.			NE		Algorithm converged.	NE	NE	NE		NE		Algorithm converged.	NE	NE
Infections and infestations	Suspected COVID-19	<= 60	167	33.7	1	0.6	157	31.5	0	0.0		*	Quasi-complete separation of data points detected.				*	WARNING: Negative of Hessian not positive definite.			NE		Algorithm converged.	NE	NE	NE	NE	NE		Algorithm converged.	NE	NE
Infections and infestations	Suspected COVID-19	> 60	328	66.3	0	0.0	341	68.5	0	0.0	NE			NE	NE	NE		NE	NE	NE	NE		NE	NE	NE	NE		NE		NE	NE	NE
Infections and infestations	Systemic candida	<= 60	167	33.7	0	0.0	157	31.5	0	0.0	NE			NE	NE	NE		NE	NE	NE	NE		NE	NE	NE	NE	NE	NE		NE	NE	NE
Infections and infestations	Systemic candida	> 60	328	66.3	0	0.0	341	68.5	1	0.3		*	Quasi-complete separation of data points detected.				*	ERROR: The mean parameter is either invalid or at a limit of its range for some observations.			0.00		Algorithm converged.	0.00	NE	0.9999		>999.99		Algorithm converged.	0.00	NE
Infections and infestations	Tracheitis	<= 60	167	33.7	0	0.0	157	31.5	1	0.6		*	Quasi-complete separation of data points detected.				*	WARNING: The relative Hessian convergence criterion of 22.107627685 is greater than the limit of 0.0001. The convergence is questionable.			0.00		Algorithm converged.	0.00	NE	0.9999	NE	>999.99		Algorithm converged.	0.00	NE
Infections and infestations	Tracheitis	> 60	328	66.3	0	0.0	341	68.5	0	0.0	NE			NE	NE	NE		NE	NE	NE	NE		NE	NE	NE	NE		NE		NE	NE	NE
Infections and infestations	Tracheobronchitis	<= 60	167	33.7	0	0.0	157	31.5	0	0.0	NE			NE	NE	NE		NE	NE	NE	NE		NE	NE	NE	NE	NE	NE		NE	NE	NE
Infections and infestations	Tracheobronchitis	> 60	328	66.3	1	0.3	341	68.5	0	0.0		*	Quasi-complete separation of data points detected.				*	WARNING: Negative of Hessian not positive definite.			NE		Algorithm converged.	NE	NE	NE		NE		Algorithm converged.	NE	NE
Infections and infestations	Tuberculosis	<= 60	167	33.7	0	0.0	157	31.5	1	0.6		*	Quasi-complete separation of data points detected.				*	WARNING: The relative Hessian convergence criterion of 22.107627839 is greater than the limit of 0.0001. The convergence is questionable.			0.00		Algorithm converged.	0.00	NE	0.9999	NE	>999.99		Algorithm converged.	0.00	NE
Infections and infestations	Tuberculosis	> 60	328	66.3	0	0.0	341	68.5	0	0.0	NE			NE	NE	NE		NE	NE	NE	NE		NE	NE	NE	NE		NE		NE	NE	NE
Infections and infestations	Upper respiratory tract infection	<= 60	167	33.7	2	1.2	157	31.5	1	0.6	1.89		Convergence criterion (GCONV=1E-8) satisfied.	0.17	21.06	0.006		Algorithm converged.	-0.015	0.026	1.88		Algorithm converged.	0.17	20.53	0.6047	0.0964	0.53		Algorithm converged.	0.05	5.81
Infections and infestations	Upper respiratory tract infection	> 60	328	66.3	0	0.0	341	68.5	2	0.6		*	Quasi-complete separation of data points detected.				*	ERROR: The mean parameter is either invalid or at a limit of its range for some observations.			0.00		Algorithm converged.	0.00	NE	0.9999		>999.99		Algorithm converged.	0.00	NE
Infections and infestations	Urinary tract infection	<= 60	167	33.7	3	1.8	157	31.5	1	0.6	2.85		Convergence criterion (GCONV=1E-8) satisfied.	0.29	27.72	0.012		Algorithm converged.	-0.012	0.035	2.82		Algorithm converged.	0.30	26.83	0.3670	0.5144	0.35		Algorithm converged.	0.04	3.37
Infections and infestations	Urinary tract infection	> 60	328	66.3	6	1.8	341	68.5	5	1.5	1.25		Convergence criterion (GCONV=1E-8) satisfied.	0.38	4.14	0.004		Algorithm converged.	-0.016	0.023	1.25		Algorithm converged.	0.38	4.05	0.7126		0.80		Algorithm converged.	0.25	2.60
Infections and infestations	Viral infection	<= 60	167	33.7	1	0.6	157	31.5	0	0.0		*	Quasi-complete separation of data points detected.				*	WARNING: Negative of Hessian not positive definite.			NE		Algorithm converged.	NE	NE	NE	NE	NE		Algorithm converged.	NE	NE
Infections and infestations	Viral infection	> 60	328	66.3	0	0.0	341	68.5	0	0.0	NE			NE	NE	NE		NE	NE	NE	NE		NE	NE	NE	NE		NE		NE	NE	NE
Infections and infestations	Wound infection bacterial	<= 60	167	33.7	0	0.0	157	31.5	0	0.0	NE			NE	NE	NE		NE	NE	NE	NE		NE	NE	NE	NE	NE	NE		NE	NE	NE
Infections and infestations	Wound infection bacterial	> 60	328	66.3	0	0.0	341	68.5	1	0.3		*	Quasi-complete separation of data points detected.				*	ERROR: The mean parameter is either invalid or at a limit of its range for some observations.			0.00		Algorithm converged.	0.00	NE	0.9999		>999.99		Algorithm converged.	0.00	NE
Injury, poisoning and procedural complications		<= 60	167	33.7	1	0.6	157	31.5	1	0.6	0.94		Convergence criterion (GCONV=1E-8) satisfied.	0.06	15.15	0.000		Algorithm converged.	-0.017	0.017	0.94		Algorithm converged.	0.06	14.90	0.9651	0.9480	1.06		Algorithm converged.	0.07	16.86
Injury, poisoning and procedural complications		> 60	328	66.3	5	1.5	341	68.5	5	1.5	1.04		Convergence criterion (GCONV=1E-8) satisfied.	0.30	3.63	0.001		Algorithm converged.	-0.018	0.019	1.04		Algorithm converged.	0.30	3.56	0.9506		0.96		Algorithm converged.	0.28	3.29
Injury, poisoning and procedural complications	Compression fracture	<= 60	167	33.7	0	0.0	157	31.5	0	0.0	NE			NE	NE	NE		NE	NE	NE	NE		NE	NE	NE	NE	NE	NE		NE	NE	NE
Injury, poisoning and procedural complications	Compression fracture	> 60	328	66.3	1	0.3	341	68.5	0	0.0		*	Quasi-complete separation of data points detected.				*	WARNING: Negative of Hessian not positive definite.			NE		Algorithm converged.	NE	NE	NE		NE		Algorithm converged.	NE	NE
Injury, poisoning and procedural complications	Hip fracture	<= 60	167	33.7	0	0.0	157	31.5	0	0.0	NE			NE	NE	NE		NE	NE	NE	NE		NE	NE	NE	NE	1.0000	NE		NE	NE	NE
Injury, poisoning and procedural complications	Hip fracture	> 60	328	66.3	1	0.3	341	68.5	2	0.6	0.52		Convergence criterion (GCONV=1E-8) satisfied.	0.05	5.74	-0.003		Algorithm converged.	-0.013	0.007	0.52		Algorithm converged.	0.05	5.71	0.5925		1.92		Algorithm converged.	0.18	21.11
Injury, poisoning and procedural complications	Infusion related reaction	<= 60	167	33.7	0	0.0	157	31.5	1	0.6		*	Quasi-complete separation of data points detected.				*	WARNING: The relative Hessian convergence criterion of 22.107627762 is greater than the limit of 0.0001. The convergence is questionable.			0.00		Algorithm converged.	0.00	NE	0.9999	NE	>999.99		Algorithm converged.	0.00	NE
Injury, poisoning and procedural complications	Infusion related reaction	> 60	328	66.3	0	0.0	341	68.5	0	0.0	NE			NE	NE	NE		NE	NE	NE	NE		NE	NE	NE	NE		NE		NE	NE	NE
Injury, poisoning and procedural complications	Injury	<= 60	167	33.7	0	0.0	157	31.5	0	0.0	NE			NE	NE	NE		NE	NE	NE	NE		NE	NE	NE	NE	1.0000	NE		NE	NE	NE
Injury, poisoning and procedural complications	Injury	> 60	328	66.3	1	0.3	341	68.5	1	0.3	1.04		Convergence criterion (GCONV=1E-8) satisfied.	0.06	16.69	0.000		Algorithm converged.	-0.008	0.008	1.04		Algorithm converged.	0.07	16.55	0.9780		0.96		Algorithm converged.	0.06	15.31
Injury, poisoning and procedural complications	Lower limb fracture	<= 60	167	33.7	0	0.0	157	31.5	0	0.0	NE			NE	NE	NE		NE	NE	NE	NE		NE	NE	NE	NE	NE	NE		NE	NE	NE
Injury, poisoning and procedural complications	Lower limb fracture	> 60	328	66.3	1	0.3	341	68.5	0	0.0		*	Quasi-complete separation of data points detected.				*	WARNING: Negative of Hessian not positive definite.			NE		Algorithm converged.	NE	NE	NE		NE		Algorithm converged.	NE	NE
Injury, poisoning and procedural complications	Lumbar vertebral fracture	<= 60	167	33.7	0	0.0	157	31.5	0	0.0	NE			NE	NE	NE		NE	NE	NE	NE		NE	NE	NE	NE	NE	NE		NE	NE	NE
Injury, poisoning and procedural complications	Lumbar vertebral fracture	> 60	328	66.3	0	0.0	341	68.5	1	0.3		*	Quasi-complete separation of data points detected.				*	ERROR: The mean parameter is either invalid or at a limit of its range for some observations.			0.00		Algorithm converged.	0.00	NE	0.9999		>999.99		Algorithm converged.	0.00	NE
Injury, poisoning and procedural complications	Peroneal nerve injury	<= 60	167	33.7	0	0.0	157	31.5	0	0.0	NE			NE	NE	NE		NE	NE	NE	NE		NE	NE	NE	NE	NE	NE		NE	NE	NE
Injury, poisoning and procedural complications	Peroneal nerve injury	> 60	328	66.3	1	0.3	341	68.5	0	0.0		*	Quasi-complete separation of data points detected.				*	WARNING: The relative Hessian convergence criterion of 50.209912281 is greater than the limit of 0.0001. The convergence is questionable.			NE		Algorithm converged.	NE	NE	NE		NE		Algorithm converged.	NE	NE
Injury, poisoning and procedural complications	Post lumbar puncture syndrome	<= 60	167	33.7	1	0.6	157	31.5	0	0.0		*	Quasi-complete separation of data points detected.				*	WARNING: Negative of Hessian not positive definite.			NE		Algorithm converged.	NE	NE	NE	NE	NE		Algorithm converged.	NE	NE
Injury, poisoning and procedural complications	Post lumbar puncture syndrome	> 60	328	66.3	0	0.0	341	68.5	0	0.0	NE			NE	NE	NE		NE	NE	NE	NE		NE	NE	NE	NE		NE		NE	NE	NE
Injury, poisoning and procedural complications	Skull fracture	<= 60	167	33.7	0	0.0	157	31.5	0	0.0	NE			NE	NE	NE		NE	NE	NE	NE		NE	NE	NE	NE	NE	NE		NE	NE	NE
Injury, poisoning and procedural complications	Skull fracture	> 60	328	66.3	1	0.3	341	68.5	0	0.0		*	Quasi-complete separation of data points detected.				*	WARNING: Negative of Hessian not positive definite.			NE		Algorithm converged.	NE	NE	NE		NE		Algorithm converged.	NE	NE
Injury, poisoning and procedural complications	Spinal column injury	<= 60	167	33.7	0	0.0	157	31.5	0	0.0	NE			NE	NE	NE		NE	NE	NE	NE		NE	NE	NE	NE	NE	NE		NE	NE	NE
Injury, poisoning and procedural complications	Spinal column injury	> 60	328	66.3	0	0.0	341	68.5	1	0.3		*	Quasi-complete separation of data points detected.				*	ERROR: The mean parameter is either invalid or at a limit of its range for some observations.			0.00		Algorithm converged.	0.00	NE	0.9999		>999.99		Algorithm converged.	0.00	NE
Injury, poisoning and procedural complications	Thoracic vertebral fracture	<= 60	167	33.7	0	0.0	157	31.5	0	0.0	NE			NE	NE	NE		NE	NE	NE	NE		NE	NE	NE	NE	NE	NE		NE	NE	NE
Injury, poisoning and procedural complications	Thoracic vertebral fracture	> 60	328	66.3	0	0.0	341	68.5	1	0.3		*	Quasi-complete separation of data points detected.				*	ERROR: The mean parameter is either invalid or at a limit of its range for some observations.			0.00		Algorithm converged.	0.00	NE	0.9999		>999.99		Algorithm converged.	0.00	NE
Investigations		<= 60	167	33.7	30	18.0	157	31.5	28	17.8	1.01		Convergence criterion (GCONV=1E-8) satisfied.	0.57	1.78	0.001		Algorithm converged.	-0.082	0.085	1.01		Algorithm converged.	0.63	1.61	0.9757	0.8254	0.99		Algorithm converged.	0.62	1.58
Investigations		> 60	328	66.3	64	19.5	341	68.5	62	18.2	1.09		Convergence criterion (GCONV=1E-8) satisfied.	0.74	1.61	0.013		Algorithm converged.	-0.046	0.073	1.07		Algorithm converged.	0.78	1.47	0.6600		0.93		Algorithm converged.	0.68	1.28
Investigations	Alanine aminotransferase increased	<= 60	167	33.7	2	1.2	157	31.5	1	0.6	1.89		Convergence criterion (GCONV=1E-8) satisfied.	0.17	21.06	0.006		Algorithm converged.	-0.015	0.026	1.88		Algorithm converged.	0.17	20.53	0.6047	0.3920	0.53		Algorithm converged.	0.05	5.81
Investigations	Alanine aminotransferase increased	> 60	328	66.3	1	0.3	341	68.5	0	0.0		*	Quasi-complete separation of data points detected.				*	WARNING: Negative of Hessian not positive definite.			NE		Algorithm converged.	NE	NE	NE		NE		Algorithm converged.	NE	NE
Investigations	Amylase increased	<= 60	167	33.7	0	0.0	157	31.5	0	0.0	NE			NE	NE	NE		NE	NE	NE	NE		NE	NE	NE	NE	NE	NE		NE	NE	NE
Investigations	Amylase increased	> 60	328	66.3	0	0.0	341	68.5	3	0.9		*	Quasi-complete separation of data points detected.				*	ERROR: The mean parameter is either invalid or at a limit of its range for some observations.			0.00		Algorithm converged.	0.00	NE	0.9999		>999.99		Algorithm converged.	0.00	NE
Investigations	Aspartate aminotransferase increased	<= 60	167	33.7	0	0.0	157	31.5	0	0.0	NE			NE	NE	NE		NE	NE	NE	NE		NE	NE	NE	NE	NE	NE		NE	NE	NE
Investigations	Aspartate aminotransferase increased	> 60	328	66.3	1	0.3	341	68.5	0	0.0		*	Quasi-complete separation of data points detected.				*	WARNING: Negative of Hessian not positive definite.			NE		Algorithm converged.	NE	NE	NE		NE		Algorithm converged.	NE	NE
Investigations	Blood alkaline phosphatase	<= 60	167	33.7	1	0.6	157	31.5	0	0.0		*	Quasi-complete separation of data points detected.				*	WARNING: Negative of Hessian not positive definite.			NE		Algorithm converged.	NE	NE	NE	NE	NE		Algorithm converged.	NE	NE
Investigations	Blood alkaline phosphatase	> 60	328	66.3	0	0.0	341	68.5	0	0.0	NE			NE	NE	NE		NE	NE	NE	NE		NE	NE	NE	NE		NE		NE	NE	NE
Investigations	Blood creatinine increased	<= 60	167	33.7	0	0.0	157	31.5	1	0.6		*	Quasi-complete separation of data points detected.				*	WARNING: The relative Hessian convergence criterion of 22.107627839 is greater than the limit of 0.0001. The convergence is questionable.			0.00		Algorithm converged.	0.00	NE	0.9999	NE	>999.99		Algorithm converged.	0.00	NE
Investigations	Blood creatinine increased	> 60	328	66.3	0	0.0	341	68.5	0	0.0	NE			NE	NE	NE		NE	NE	NE	NE		NE	NE	NE	NE		NE		NE	NE	NE
Investigations	Blood culture positive	<= 60	167	33.7	0	0.0	157	31.5	0	0.0	NE			NE	NE	NE		NE	NE	NE	NE		NE	NE	NE	NE	NE	NE		NE	NE	NE
Investigations	Blood culture positive	> 60	328	66.3	0	0.0	341	68.5	1	0.3		*	Quasi-complete separation of data points detected.				*	ERROR: The mean parameter is either invalid or at a limit of its range for some observations.			0.00		Algorithm converged.	0.00	NE	0.9999		>999.99		Algorithm converged.	0.00	NE
Investigations	Blood glucose decreased	<= 60	167	33.7	0	0.0	157	31.5	1	0.6		*	Quasi-complete separation of data points detected.				*	WARNING: The relative Hessian convergence criterion of 22.107627839 is greater than the limit of 0.0001. The convergence is questionable.			0.00		Algorithm converged.	0.00	NE	0.9999	NE	>999.99		Algorithm converged.	0.00	NE
Investigations	Blood glucose decreased	> 60	328	66.3	0	0.0	341	68.5	0	0.0	NE			NE	NE	NE		NE	NE	NE	NE		NE	NE	NE	NE		NE		NE	NE	NE
Investigations	Blood glucose increased	<= 60	167	33.7	1	0.6	157	31.5	0	0.0		*	Quasi-complete separation of data points detected.				*	WARNING: Negative of Hessian not positive definite.			NE		Algorithm converged.	NE	NE	NE	NE	NE		Algorithm converged.	NE	NE
Investigations	Blood glucose increased	> 60	328	66.3	0	0.0	341	68.5	0	0.0	NE			NE	NE	NE		NE	NE	NE	NE		NE	NE	NE	NE		NE		NE	NE	NE
Investigations	Blood triglycerides increased	<= 60	167	33.7	0	0.0	157	31.5	0	0.0	NE			NE	NE	NE		NE	NE	NE	NE		NE	NE	NE	NE	NE	NE		NE	NE	NE
Investigations	Blood triglycerides increased	> 60	328	66.3	0	0.0	341	68.5	1	0.3		*	Quasi-complete separation of data points detected.				*	ERROR: The mean parameter is either invalid or at a limit of its range for some observations.			0.00		Algorithm converged.	0.00	NE	0.9999		>999.99		Algorithm converged.	0.00	NE
Investigations	C-reactive protein increased	<= 60	167	33.7	0	0.0	157	31.5	0	0.0	NE			NE	NE	NE		NE	NE	NE	NE		NE	NE	NE	NE	NE	NE		NE	NE	NE
Investigations	C-reactive protein increased	> 60	328	66.3	1	0.3	341	68.5	0	0.0		*	Quasi-complete separation of data points detected.				*	WARNING: The relative Hessian convergence criterion of 50.209912281 is greater than the limit of 0.0001. The convergence is questionable.			NE		Algorithm converged.	NE	NE	NE		NE		Algorithm converged.	NE	NE
Investigations	Coronavirus test positive	<= 60	167	33.7	1	0.6	157	31.5	0	0.0		*	Quasi-complete separation of data points detected.				*	WARNING: Negative of Hessian not positive definite.			NE		Algorithm converged.	NE	NE	NE	NE	NE		Algorithm converged.	NE	NE
Investigations	Coronavirus test positive	> 60	328	66.3	0	0.0	341	68.5	0	0.0	NE			NE	NE	NE		NE	NE	NE	NE		NE	NE	NE	NE		NE		NE	NE	NE
Investigations	Ejection fraction decreased	<= 60	167	33.7	1	0.6	157	31.5	1	0.6	0.94		Convergence criterion (GCONV=1E-8) satisfied.	0.06	15.15	0.000		Algorithm converged.	-0.017	0.017	0.94		Algorithm converged.	0.06	14.90	0.9651	1.0000	1.06		Algorithm converged.	0.07	16.86
Investigations	Ejection fraction decreased	> 60	328	66.3	0	0.0	341	68.5	0	0.0	NE			NE	NE	NE		NE	NE	NE	NE		NE	NE	NE	NE		NE		NE	NE	NE
Investigations	Gamma-glutamyltransferase increased	<= 60	167	33.7	1	0.6	157	31.5	1	0.6	0.94		Convergence criterion (GCONV=1E-8) satisfied.	0.06	15.15	0.000		Algorithm converged.	-0.017	0.017	0.94		Algorithm converged.	0.06	14.90	0.9651	0.9535	1.06		Algorithm converged.	0.07	16.86
Investigations	Gamma-glutamyltransferase increased	> 60	328	66.3	2	0.6	341	68.5	2	0.6	1.04		Convergence criterion (GCONV=1E-8) satisfied.	0.15	7.42	0.000		Algorithm converged.	-0.011	0.012	1.04		Algorithm converged.	0.15	7.34	0.9689		0.96		Algorithm converged.	0.14	6.79
Investigations	Lipase increased	<= 60	167	33.7	1	0.6	157	31.5	1	0.6	0.94		Convergence criterion (GCONV=1E-8) satisfied.	0.06	15.15	0.000		Algorithm converged.	-0.017	0.017	0.94		Algorithm converged.	0.06	14.90	0.9651	0.3947	1.06		Algorithm converged.	0.07	16.86
Investigations	Lipase increased	> 60	328	66.3	1	0.3	341	68.5	5	1.5	0.21		Convergence criterion (GCONV=1E-8) satisfied.	0.02	1.77	-0.012		Algorithm converged.	-0.026	0.002	0.21		Algorithm converged.	0.02	1.77	0.1506		4.81		Algorithm converged.	0.56	40.95
Investigations	Liver function test increased	<= 60	167	33.7	1	0.6	157	31.5	0	0.0		*	Quasi-complete separation of data points detected.				*	WARNING: Negative of Hessian not positive definite.			NE		Algorithm converged.	NE	NE	NE	NE	NE		Algorithm converged.	NE	NE
Investigations	Liver function test increased	> 60	328	66.3	0	0.0	341	68.5	0	0.0	NE			NE	NE	NE		NE	NE	NE	NE		NE	NE	NE	NE		NE		NE	NE	NE
Investigations	Lymphocyte count decreased	<= 60	167	33.7	10	6.0	157	31.5	4	2.5	2.44		Convergence criterion (GCONV=1E-8) satisfied.	0.75	7.93	0.034		Algorithm converged.	-0.009	0.078	2.35		Algorithm converged.	0.75	7.34	0.1414	0.1896	0.43		Algorithm converged.	0.14	1.33
Investigations	Lymphocyte count decreased	> 60	328	66.3	12	3.7	341	68.5	13	3.8	0.96		Convergence criterion (GCONV=1E-8) satisfied.	0.43	2.13	-0.002		Algorithm converged.	-0.030	0.027	0.96		Algorithm converged.	0.44	2.07	0.9165		1.04		Algorithm converged.	0.48	2.25
Investigations	Neutrophil count decreased	<= 60	167	33.7	17	10.2	157	31.5	17	10.8	0.93		Convergence criterion (GCONV=1E-8) satisfied.	0.46	1.90	-0.006		Algorithm converged.	-0.073	0.060	0.94		Algorithm converged.	0.50	1.78	0.8491	0.5167	1.06		Algorithm converged.	0.56	2.01
Investigations	Neutrophil count decreased	> 60	328	66.3	43	13.1	341	68.5	37	10.9	1.24		Convergence criterion (GCONV=1E-8) satisfied.	0.78	1.98	0.023		Algorithm converged.	-0.027	0.072	1.21		Algorithm converged.	0.80	1.83	0.3688		0.83		Algorithm converged.	0.55	1.25
Investigations	Oxygen saturation decreased	<= 60	167	33.7	0	0.0	157	31.5	0	0.0	NE			NE	NE	NE		NE	NE	NE	NE		NE	NE	NE	NE	NE	NE		NE	NE	NE
Investigations	Oxygen saturation decreased	> 60	328	66.3	0	0.0	341	68.5	1	0.3		*	Quasi-complete separation of data points detected.				*	ERROR: The mean parameter is either invalid or at a limit of its range for some observations.			0.00		Algorithm converged.	0.00	NE	0.9999		>999.99		Algorithm converged.	0.00	NE
Investigations	Platelet count decreased	<= 60	167	33.7	5	3.0	157	31.5	3	1.9	1.58		Convergence criterion (GCONV=1E-8) satisfied.	0.37	6.74	0.011		Algorithm converged.	-0.023	0.044	1.57		Algorithm converged.	0.38	6.45	0.5338	0.7841	0.64		Algorithm converged.	0.16	2.63
Investigations	Platelet count decreased	> 60	328	66.3	12	3.7	341	68.5	10	2.9	1.26		Convergence criterion (GCONV=1E-8) satisfied.	0.54	2.95	0.007		Algorithm converged.	-0.020	0.034	1.25		Algorithm converged.	0.55	2.85	0.5994		0.80		Algorithm converged.	0.35	1.83
Investigations	Troponin I increased	<= 60	167	33.7	0	0.0	157	31.5	0	0.0	NE			NE	NE	NE		NE	NE	NE	NE		NE	NE	NE	NE	NE	NE		NE	NE	NE
Investigations	Troponin I increased	> 60	328	66.3	0	0.0	341	68.5	1	0.3		*	Quasi-complete separation of data points detected.				*	ERROR: The mean parameter is either invalid or at a limit of its range for some observations.			0.00		Algorithm converged.	0.00	NE	0.9999		>999.99		Algorithm converged.	0.00	NE
Investigations	Troponin T increased	<= 60	167	33.7	0	0.0	157	31.5	0	0.0	NE			NE	NE	NE		NE	NE	NE	NE		NE	NE	NE	NE	NE	NE		NE	NE	NE
Investigations	Troponin T increased	> 60	328	66.3	1	0.3	341	68.5	0	0.0		*	Quasi-complete separation of data points detected.				*	WARNING: Negative of Hessian not positive definite.			NE		Algorithm converged.	NE	NE	NE		NE		Algorithm converged.	NE	NE
Investigations	Weight decreased	<= 60	167	33.7	2	1.2	157	31.5	0	0.0		*	Quasi-complete separation of data points detected.				*	WARNING: The relative Hessian convergence criterion of 13.069013294 is greater than the limit of 0.0001. The convergence is questionable.			NE		Algorithm converged.	NE	NE	NE	0.1605	NE		Algorithm converged.	NE	NE
Investigations	Weight decreased	> 60	328	66.3	2	0.6	341	68.5	2	0.6	1.04		Convergence criterion (GCONV=1E-8) satisfied.	0.15	7.42	0.000		Algorithm converged.	-0.011	0.012	1.04		Algorithm converged.	0.15	7.34	0.9689		0.96		Algorithm converged.	0.14	6.79
Investigations	Weight increased	<= 60	167	33.7	0	0.0	157	31.5	3	1.9		*	Quasi-complete separation of data points detected.				*	WARNING: The relative Hessian convergence criterion of 10.630677486 is greater than the limit of 0.0001. The convergence is questionable.			0.00		Algorithm converged.	0.00	NE	0.9999	0.0308	>999.99		Algorithm converged.	0.00	NE
Investigations	Weight increased	> 60	328	66.3	1	0.3	341	68.5	0	0.0		*	Quasi-complete separation of data points detected.				*	WARNING: Negative of Hessian not positive definite.			NE		Algorithm converged.	NE	NE	NE		NE		Algorithm converged.	NE	NE
Investigations	White blood cell count decreased	<= 60	167	33.7	15	9.0	157	31.5	13	8.3	1.09		Convergence criterion (GCONV=1E-8) satisfied.	0.50	2.38	0.007		Algorithm converged.	-0.054	0.068	1.08		Algorithm converged.	0.53	2.21	0.8223	0.6079	0.92		Algorithm converged.	0.45	1.88
Investigations	White blood cell count decreased	> 60	328	66.3	34	10.4	341	68.5	26	7.6	1.40		Convergence criterion (GCONV=1E-8) satisfied.	0.82	2.39	0.027		Algorithm converged.	-0.016	0.071	1.36		Algorithm converged.	0.83	2.21	0.2170		0.74		Algorithm converged.	0.45	1.20
Investigations	White blood cell count increased	<= 60	167	33.7	0	0.0	157	31.5	0	0.0	NE			NE	NE	NE		NE	NE	NE	NE		NE	NE	NE	NE	NE	NE		NE	NE	NE
Investigations	White blood cell count increased	> 60	328	66.3	1	0.3	341	68.5	0	0.0		*	Quasi-complete separation of data points detected.				*	WARNING: Negative of Hessian not positive definite.			NE		Algorithm converged.	NE	NE	NE		NE		Algorithm converged.	NE	NE
Metabolism and nutrition disorders		<= 60	167	33.7	12	7.2	157	31.5	6	3.8	1.95		Convergence criterion (GCONV=1E-8) satisfied.	0.71	5.32	0.034		Algorithm converged.	-0.016	0.083	1.88		Algorithm converged.	0.72	4.89	0.1952	0.2383	0.53		Algorithm converged.	0.20	1.38
Metabolism and nutrition disorders		> 60	328	66.3	34	10.4	341	68.5	35	10.3	1.01		Convergence criterion (GCONV=1E-8) satisfied.	0.61	1.66	0.001		Algorithm converged.	-0.045	0.047	1.01		Algorithm converged.	0.65	1.58	0.9654		0.99		Algorithm converged.	0.63	1.55
Metabolism and nutrition disorders	Decreased appetite	<= 60	167	33.7	0	0.0	157	31.5	1	0.6		*	Quasi-complete separation of data points detected.				*	WARNING: The relative Hessian convergence criterion of 22.107627762 is greater than the limit of 0.0001. The convergence is questionable.			0.00		Algorithm converged.	0.00	NE	0.9999	0.1257	>999.99		Algorithm converged.	0.00	NE
Metabolism and nutrition disorders	Decreased appetite	> 60	328	66.3	5	1.5	341	68.5	2	0.6	2.62		Convergence criterion (GCONV=1E-8) satisfied.	0.51	13.62	0.009		Algorithm converged.	-0.006	0.025	2.60		Algorithm converged.	0.51	13.30	0.2516		0.38		Algorithm converged.	0.08	1.97
Metabolism and nutrition disorders	Dehydration	<= 60	167	33.7	1	0.6	157	31.5	0	0.0		*	Quasi-complete separation of data points detected.				*	WARNING: Negative of Hessian not positive definite.			NE		Algorithm converged.	NE	NE	NE	0.1455	NE		Algorithm converged.	NE	NE
Metabolism and nutrition disorders	Dehydration	> 60	328	66.3	1	0.3	341	68.5	3	0.9	0.34		Convergence criterion (GCONV=1E-8) satisfied.	0.04	3.33	-0.006		Algorithm converged.	-0.017	0.006	0.35		Algorithm converged.	0.04	3.31	0.3577		2.89		Algorithm converged.	0.30	27.60
Metabolism and nutrition disorders	Diabetes mellitus	<= 60	167	33.7	0	0.0	157	31.5	0	0.0	NE			NE	NE	NE		NE	NE	NE	NE		NE	NE	NE	NE	NE	NE		NE	NE	NE

Metabolism and nutrition disorders	Diabetes mellitus	> 60	328	66.3	0	0.0	341	68.5	1	0.3		*	Quasi-complete separation of data points detected.				*	ERROR: The mean parameter is either invalid or at a limit of its range for some observations.			0.00		Algorithm converged.	0.00	NE	0.9999		>999.99		Algorithm converged.	0.00	NE
Metabolism and nutrition disorders	Diabetes mellitus inadequate control	<= 60	167	33.7	0	0.0	157	31.5	0	0.0	NE			NE	NE	NE		NE	NE	NE	NE		NE	NE	NE	NE	NE	NE		NE	NE	NE
Metabolism and nutrition disorders	Diabetes mellitus inadequate control	> 60	328	66.3	0	0.0	341	68.5	1	0.3		*	Quasi-complete separation of data points detected.				*	ERROR: The mean parameter is either invalid or at a limit of its range for some observations.			0.00		Algorithm converged.	0.00	NE	0.9999		>999.99		Algorithm converged.	0.00	NE
Metabolism and nutrition disorders	Glucose tolerance impaired	<= 60	167	33.7	1	0.6	157	31.5	0	0.0		*	Quasi-complete separation of data points detected.				*	ERROR: Error in computing the link function, its derivatives, or the variance function.			NE		Algorithm converged.	NE	NE	NE	NE	NE		Algorithm converged.	NE	NE
Metabolism and nutrition disorders	Glucose tolerance impaired	> 60	328	66.3	0	0.0	341	68.5	0	0.0	NE			NE	NE	NE		NE	NE	NE	NE		NE	NE	NE	NE		NE		NE	NE	NE
Metabolism and nutrition disorders	Hypercalcaemia	<= 60	167	33.7	1	0.6	157	31.5	0	0.0		*	Quasi-complete separation of data points detected.				*	WARNING: Negative of Hessian not positive definite.			NE		Algorithm converged.	NE	NE	NE	NE	NE		Algorithm converged.	NE	NE
Metabolism and nutrition disorders	Hypercalcaemia	> 60	328	66.3	0	0.0	341	68.5	0	0.0	NE			NE	NE	NE		NE	NE	NE	NE		NE	NE	NE	NE		NE		NE	NE	NE
Metabolism and nutrition disorders	Hyperglycaemia	<= 60	167	33.7	2	1.2	157	31.5	0	0.0		*	Quasi-complete separation of data points detected.				*	ERROR: The mean parameter is either invalid or at a limit of its range for some observations.			NE		Algorithm converged.	NE	NE	NE	0.1056	NE		Algorithm converged.	NE	NE
Metabolism and nutrition disorders	Hyperglycaemia	> 60	328	66.3	5	1.5	341	68.5	6	1.8	0.86		Convergence criterion (GCONV=1E-8) satisfied.	0.26	2.86	-0.002		Algorithm converged.	-0.022	0.017	0.87		Algorithm converged.	0.27	2.81	0.8112		1.15		Algorithm converged.	0.36	3.75
Metabolism and nutrition disorders	Hyperkalaemia	<= 60	167	33.7	0	0.0	157	31.5	0	0.0	NE			NE	NE	NE		NE	NE	NE	NE		NE	NE	NE	NE	NE	NE		NE	NE	NE
Metabolism and nutrition disorders	Hyperkalaemia	> 60	328	66.3	0	0.0	341	68.5	2	0.6		*	Quasi-complete separation of data points detected.				*	ERROR: The mean parameter is either invalid or at a limit of its range for some observations.			0.00		Algorithm converged.	0.00	NE	0.9999		>999.99		Algorithm converged.	0.00	NE
Metabolism and nutrition disorders	Hypertriglyceridaemia	<= 60	167	33.7	1	0.6	157	31.5	1	0.6	0.94		Convergence criterion (GCONV=1E-8) satisfied.	0.06	15.15	0.000		Algorithm converged.	-0.017	0.017	0.94		Algorithm converged.	0.06	14.90	0.9651	0.2905	1.06		Algorithm converged.	0.07	16.86
Metabolism and nutrition disorders	Hypertriglyceridaemia	> 60	328	66.3	1	0.3	341	68.5	0	0.0		*	Quasi-complete separation of data points detected.				*	WARNING: Negative of Hessian not positive definite.			NE		Algorithm converged.	NE	NE	NE		NE		Algorithm converged.	NE	NE
Metabolism and nutrition disorders	Hyperuricaemia	<= 60	167	33.7	1	0.6	157	31.5	0	0.0		*	Quasi-complete separation of data points detected.				*	WARNING: Negative of Hessian not positive definite.			NE		Algorithm converged.	NE	NE	NE	1.0000	NE		Algorithm converged.	NE	NE
Metabolism and nutrition disorders	Hyperuricaemia	> 60	328	66.3	1	0.3	341	68.5	0	0.0		*	Quasi-complete separation of data points detected.				*	WARNING: Negative of Hessian not positive definite.			NE		Algorithm converged.	NE	NE	NE		NE		Algorithm converged.	NE	NE
Metabolism and nutrition disorders	Hypoalbuminaemia	<= 60	167	33.7	0	0.0	157	31.5	0	0.0	NE			NE	NE	NE		NE	NE	NE	NE		NE	NE	NE	NE	NE	NE		NE	NE	NE
Metabolism and nutrition disorders	Hypoalbuminaemia	> 60	328	66.3	3	0.9	341	68.5	0	0.0		*	Quasi-complete separation of data points detected.				*	ERROR: The mean parameter is either invalid or at a limit of its range for some observations.			NE		Algorithm converged.	NE	NE	NE		NE		Algorithm converged.	NE	NE
Metabolism and nutrition disorders	Hypocalcaemia	<= 60	167	33.7	0	0.0	157	31.5	1	0.6		*	Quasi-complete separation of data points detected.				*	WARNING: The relative Hessian convergence criterion of 22.107627762 is greater than the limit of 0.0001. The convergence is questionable.			0.00		Algorithm converged.	0.00	NE	0.9999	0.2905	>999.99		Algorithm converged.	0.00	NE
Metabolism and nutrition disorders	Hypocalcaemia	> 60	328	66.3	1	0.3	341	68.5	1	0.3	1.04		Convergence criterion (GCONV=1E-8) satisfied.	0.06	16.69	0.000		Algorithm converged.	-0.008	0.008	1.04		Algorithm converged.	0.07	16.55	0.9780		0.96		Algorithm converged.	0.06	15.31
Metabolism and nutrition disorders	Hypoglycaemia	<= 60	167	33.7	0	0.0	157	31.5	0	0.0	NE			NE	NE	NE		NE	NE	NE	NE		NE	NE	NE	NE	1.0000	NE		NE	NE	NE
Metabolism and nutrition disorders	Hypoglycaemia	> 60	328	66.3	1	0.3	341	68.5	1	0.3	1.04		Convergence criterion (GCONV=1E-8) satisfied.	0.06	16.69	0.000		Algorithm converged.	-0.008	0.008	1.04		Algorithm converged.	0.07	16.55	0.9780		0.96		Algorithm converged.	0.06	15.31
Metabolism and nutrition disorders	Hypokalaemia	<= 60	167	33.7	2	1.2	157	31.5	0	0.0		*	Quasi-complete separation of data points detected.				*	WARNING: Negative of Hessian not positive definite.			NE		Algorithm converged.	NE	NE	NE	0.1066	NE		Algorithm converged.	NE	NE
Metabolism and nutrition disorders	Hypokalaemia	> 60	328	66.3	10	3.0	341	68.5	11	3.2	0.94		Convergence criterion (GCONV=1E-8) satisfied.	0.40	2.25	-0.002		Algorithm converged.	-0.028	0.025	0.95		Algorithm converged.	0.41	2.20	0.8956		1.06		Algorithm converged.	0.46	2.46
Metabolism and nutrition disorders	Hypomagnesaemia	<= 60	167	33.7	0	0.0	157	31.5	0	0.0	NE			NE	NE	NE		NE	NE	NE	NE		NE	NE	NE	NE	NE	NE		NE	NE	NE
Metabolism and nutrition disorders	Hypomagnesaemia	> 60	328	66.3	1	0.3	341	68.5	0	0.0		*	Quasi-complete separation of data points detected.				*	WARNING: The relative Hessian convergence criterion of 50.209912281 is greater than the limit of 0.0001. The convergence is questionable.			NE		Algorithm converged.	NE	NE	NE		NE		Algorithm converged.	NE	NE
Metabolism and nutrition disorders	Hyponatraemia	<= 60	167	33.7	1	0.6	157	31.5	2	1.3	0.47		Convergence criterion (GCONV=1E-8) satisfied.	0.04	5.20	-0.007		Algorithm converged.	-0.028	0.014	0.47		Algorithm converged.	0.04	5.13	0.5360	0.6992	2.13		Algorithm converged.	0.19	23.23
Metabolism and nutrition disorders	Hyponatraemia	> 60	328	66.3	6	1.8	341	68.5	8	2.3	0.78		Convergence criterion (GCONV=1E-8) satisfied.	0.27	2.26	-0.005		Algorithm converged.	-0.027	0.016	0.78		Algorithm converged.	0.27	2.22	0.6416		1.28		Algorithm converged.	0.45	3.66
Metabolism and nutrition disorders	Hypophosphataemia	<= 60	167	33.7	3	1.8	157	31.5	1	0.6	2.85		Convergence criterion (GCONV=1E-8) satisfied.	0.29	27.72	0.012		Algorithm converged.	-0.012	0.035	2.82		Algorithm converged.	0.30	26.83	0.3670	0.4270	0.35		Algorithm converged.	0.04	3.37
Metabolism and nutrition disorders	Hypophosphataemia	> 60	328	66.3	5	1.5	341	68.5	5	1.5	1.04		Convergence criterion (GCONV=1E-8) satisfied.	0.30	3.63	0.001		Algorithm converged.	-0.018	0.019	1.04		Algorithm converged.	0.30	3.56	0.9506		0.96		Algorithm converged.	0.28	3.29
Metabolism and nutrition disorders	Hypovolaemia	<= 60	167	33.7	0	0.0	157	31.5	0	0.0	NE			NE	NE	NE		NE	NE	NE	NE		NE	NE	NE	NE	NE	NE		NE	NE	NE
Metabolism and nutrition disorders	Hypovolaemia	> 60	328	66.3	1	0.3	341	68.5	0	0.0		*	Quasi-complete separation of data points detected.				*	WARNING: Negative of Hessian not positive definite.			NE		Algorithm converged.	NE	NE	NE		NE		Algorithm converged.	NE	NE
Metabolism and nutrition disorders	Malnutrition	<= 60	167	33.7	0	0.0	157	31.5	0	0.0	NE			NE	NE	NE		NE	NE	NE	NE		NE	NE	NE	NE	NE	NE		NE	NE	NE
Metabolism and nutrition disorders	Malnutrition	> 60	328	66.3	1	0.3	341	68.5	0	0.0		*	Quasi-complete separation of data points detected.				*	WARNING: Negative of Hessian not positive definite.			NE		Algorithm converged.	NE	NE	NE		NE		Algorithm converged.	NE	NE
Metabolism and nutrition disorders	Tumour lysis syndrome	<= 60	167	33.7	0	0.0	157	31.5	0	0.0	NE			NE	NE	NE		NE	NE	NE	NE		NE	NE	NE	NE	1.0000	NE		NE	NE	NE
Metabolism and nutrition disorders	Tumour lysis syndrome	> 60	328	66.3	2	0.6	341	68.5	3	0.9	0.69		Convergence criterion (GCONV=1E-8) satisfied.	0.11	4.16	-0.003		Algorithm converged.	-0.016	0.010	0.69		Algorithm converged.	0.12	4.12	0.6869		1.44		Algorithm converged.	0.24	8.58
Metabolism and nutrition disorders	Vitamin B1 deficiency	<= 60	167	33.7	0	0.0	157	31.5	0	0.0	NE			NE	NE	NE		NE	NE	NE	NE		NE	NE	NE	NE	NE	NE		NE	NE	NE
Metabolism and nutrition disorders	Vitamin B1 deficiency	> 60	328	66.3	1	0.3	341	68.5	0	0.0		*	Quasi-complete separation of data points detected.				*	WARNING: Negative of Hessian not positive definite.			NE		Algorithm converged.	NE	NE	NE		NE		Algorithm converged.	NE	NE
Musculoskeletal and connective tissue disorders		<= 60	167	33.7	1	0.6	157	31.5	5	3.2	0.18		Convergence criterion (GCONV=1E-8) satisfied.	0.02	1.59	-0.026		Algorithm converged.	-0.056	0.004	0.19		Algorithm converged.	0.02	1.59	0.1252	0.8357	5.32		Algorithm converged.	0.63	45.02
Musculoskeletal and connective tissue disorders		> 60	328	66.3	1	0.3	341	68.5	4	1.2	0.26		Convergence criterion (GCONV=1E-8) satisfied.	0.03	2.32	-0.009		Algorithm converged.	-0.022	0.004	0.26		Algorithm converged.	0.03	2.31	0.2270		3.85		Algorithm converged.	0.43	34.24
Musculoskeletal and connective tissue disorders	Back pain	<= 60	167	33.7	0	0.0	157	31.5	2	1.3		*	Quasi-complete separation of data points detected.				*	WARNING: The relative Hessian convergence criterion of 14.109054211 is greater than the limit of 0.0001. The convergence is questionable.			0.00		Algorithm converged.	0.00	NE	0.9999	0.3224	>999.99		Algorithm converged.	0.00	NE
Musculoskeletal and connective tissue disorders	Back pain	> 60	328	66.3	1	0.3	341	68.5	3	0.9	0.34		Convergence criterion (GCONV=1E-8) satisfied.	0.04	3.33	-0.006		Algorithm converged.	-0.017	0.006	0.35		Algorithm converged.	0.04	3.31	0.3577		2.89		Algorithm converged.	0.30	27.60
Musculoskeletal and connective tissue disorders	Bone pain	<= 60	167	33.7	0	0.0	157	31.5	3	1.9		*	Quasi-complete separation of data points detected.				*	WARNING: The relative Hessian convergence criterion of 10.630677496 is greater than the limit of 0.0001. The convergence is questionable.			0.00		Algorithm converged.	0.00	NE	0.9999	NE	>999.99		Algorithm converged.	0.00	NE
Musculoskeletal and connective tissue disorders	Bone pain	> 60	328	66.3	0	0.0	341	68.5	0	0.0	NE			NE	NE	NE		NE	NE	NE	NE		NE	NE	NE	NE		NE		NE	NE	NE
Musculoskeletal and connective tissue disorders	Musculoskeletal chest pain	<= 60	167	33.7	1	0.6	157	31.5	0	0.0		*	Quasi-complete separation of data points detected.				*	WARNING: Negative of Hessian not positive definite.			NE		Algorithm converged.	NE	NE	NE	NE	NE		Algorithm converged.	NE	NE
Musculoskeletal and connective tissue disorders	Musculoskeletal chest pain	> 60	328	66.3	0	0.0	341	68.5	0	0.0	NE			NE	NE	NE		NE	NE	NE	NE		NE	NE	NE	NE		NE		NE	NE	NE
Musculoskeletal and connective tissue disorders	Pain in extremity	<= 60	167	33.7	0	0.0	157	31.5	0	0.0	NE			NE	NE	NE		NE	NE	NE	NE		NE	NE	NE	NE	NE	NE		NE	NE	NE
Musculoskeletal and connective tissue disorders	Pain in extremity	> 60	328	66.3	0	0.0	341	68.5	1	0.3		*	Quasi-complete separation of data points detected.				*	ERROR: The mean parameter is either invalid or at a limit of its range for some observations.			0.00		Algorithm converged.	0.00	NE	0.9999		>999.99		Algorithm converged.	0.00	NE
Neoplasms benign, malignant and unspecified (incl cysts and polyps)		<= 60	167	33.7	1	0.6	157	31.5	1	0.6	0.94		Convergence criterion (GCONV=1E-8) satisfied.	0.06	15.15	0.000		Algorithm converged.	-0.017	0.017	0.94		Algorithm converged.	0.06	14.90	0.9651	0.5074	1.06		Algorithm converged.	0.07	16.86
Neoplasms benign, malignant and unspecified (incl cysts and polyps)		> 60	328	66.3	3	0.9	341	68.5	1	0.3	3.14		Convergence criterion (GCONV=1E-8) satisfied.	0.32	30.32	0.006		Algorithm converged.	-0.006	0.018	3.12		Algorithm converged.	0.33	29.83	0.3235		0.32		Algorithm converged.	0.03	3.07
Neoplasms benign, malignant and unspecified (incl cysts and polyps)	Adenocarcinoma	<= 60	167	33.7	0	0.0	157	31.5	0	0.0	NE			NE	NE	NE		NE	NE	NE	NE		NE	NE	NE	NE	NE	NE		NE	NE	NE
Neoplasms benign, malignant and unspecified (incl cysts and polyps)	Adenocarcinoma	> 60	328	66.3	0	0.0	341	68.5	1	0.3		*	Quasi-complete separation of data points detected.				*	ERROR: The mean parameter is either invalid or at a limit of its range for some observations.			0.00		Algorithm converged.	0.00	NE	0.9999		>999.99		Algorithm converged.	0.00	NE
Neoplasms benign, malignant and unspecified (incl cysts and polyps)	Adenocarcinoma of colon	<= 60	167	33.7	0	0.0	157	31.5	0	0.0	NE			NE	NE	NE		NE	NE	NE	NE		NE	NE	NE	NE	NE	NE		NE	NE	NE
Neoplasms benign, malignant and unspecified (incl cysts and polyps)	Adenocarcinoma of colon	> 60	328	66.3	1	0.3	341	68.5	0	0.0		*	Quasi-complete separation of data points detected.				*	WARNING: Negative of Hessian not positive definite.			NE		Algorithm converged.	NE	NE	NE		NE		Algorithm converged.	NE	NE
Neoplasms benign, malignant and unspecified (incl cysts and polyps)	Adenocarcinoma pancreas	<= 60	167	33.7	0	0.0	157	31.5	0	0.0	NE			NE	NE	NE		NE	NE	NE	NE		NE	NE	NE	NE	NE	NE		NE	NE	NE
Neoplasms benign, malignant and unspecified (incl cysts and polyps)	Adenocarcinoma pancreas	> 60	328	66.3	1	0.3	341	68.5	0	0.0		*	Quasi-complete separation of data points detected.				*	WARNING: Negative of Hessian not positive definite.			NE		Algorithm converged.	NE	NE	NE		NE		Algorithm converged.	NE	NE
Neoplasms benign, malignant and unspecified (incl cysts and polyps)	Colorectal cancer	<= 60	167	33.7	0	0.0	157	31.5	0	0.0	NE			NE	NE	NE		NE	NE	NE	NE		NE	NE	NE	NE	NE	NE		NE	NE	NE
Neoplasms benign, malignant and unspecified (incl cysts and polyps)	Colorectal cancer	> 60	328	66.3	1	0.3	341	68.5	0	0.0		*	Quasi-complete separation of data points detected.				*	WARNING: Negative of Hessian not positive definite.			NE		Algorithm converged.	NE	NE	NE		NE		Algorithm converged.	NE	NE
Neoplasms benign, malignant and unspecified (incl cysts and polyps)	Hodgkin's disease	<= 60	167	33.7	0	0.0	157	31.5	1	0.6		*	Quasi-complete separation of data points detected.				*	WARNING: The relative Hessian convergence criterion of 22.107627762 is greater than the limit of 0.0001. The convergence is questionable.			0.00		Algorithm converged.	0.00	NE	0.9999	NE	>999.99		Algorithm converged.	0.00	NE
Neoplasms benign, malignant and unspecified (incl cysts and polyps)	Hodgkin's disease	> 60	328	66.3	0	0.0	341	68.5	0	0.0	NE			NE	NE	NE		NE	NE	NE	NE		NE	NE	NE	NE		NE		NE	NE	NE
Neoplasms benign, malignant and unspecified (incl cysts and polyps)	Papillary renal cell carcinoma	<= 60	167	33.7	1	0.6	157	31.5	0	0.0		*	Quasi-complete separation of data points detected.				*	WARNING: Negative of Hessian not positive definite.			NE		Algorithm converged.	NE	NE	NE	NE	NE		Algorithm converged.	NE	NE
Neoplasms benign, malignant and unspecified (incl cysts and polyps)	Papillary renal cell carcinoma	> 60	328	66.3	0	0.0	341	68.5	0	0.0	NE			NE	NE	NE		NE	NE	NE	NE		NE	NE	NE	NE		NE		NE	NE	NE
Nervous system disorders		<= 60	167	33.7	2	1.2	157	31.5	4	2.5	0.46		Convergence criterion (GCONV=1E-8) satisfied.	0.08	2.57	-0.014		Algorithm converged.	-0.043	0.016	0.47		Algorithm converged.	0.09	2.53	0.3794	0.5757	2.13		Algorithm converged.	0.40	11.45
Nervous system disorders		> 60	328	66.3	15	4.6	341	68.5	20	5.9	0.77		Convergence criterion (GCONV=1E-8) satisfied.	0.39	1.53	-0.013		Algorithm converged.	-0.047	0.021	0.78		Algorithm converged.	0.41	1.50	0.4545		1.28		Algorithm converged.	0.67	2.46
Nervous system disorders	Aphasia	<= 60	167	33.7	0	0.0	157	31.5	0	0.0	NE			NE	NE	NE		NE	NE	NE	NE		NE	NE	NE	NE	NE	NE		NE	NE	NE
Nervous system disorders	Aphasia	> 60	328	66.3	0	0.0	341	68.5	1	0.3		*	Quasi-complete separation of data points detected.				*	ERROR: The mean parameter is either invalid or at a limit of its range for some observations.			0.00		Algorithm converged.	0.00	NE	0.9999		>999.99		Algorithm converged.	0.00	NE
Nervous system disorders	Carotid artery stenosis	<= 60	167	33.7	0	0.0	157	31.5	0	0.0	NE			NE	NE	NE		NE	NE	NE	NE		NE	NE	NE	NE	NE	NE		NE	NE	NE
Nervous system disorders	Carotid artery stenosis	> 60	328	66.3	0	0.0	341	68.5	1	0.3		*	Quasi-complete separation of data points detected.				*	ERROR: The mean parameter is either invalid or at a limit of its range for some observations.			0.00		Algorithm converged.	0.00	NE	0.9999		>999.99		Algorithm converged.	0.00	NE
Nervous system disorders	Cerebellar ataxia	<= 60	167	33.7	0	0.0	157	31.5	0	0.0	NE			NE	NE	NE		NE	NE	NE	NE		NE	NE	NE	NE	NE	NE		NE	NE	NE
Nervous system disorders	Cerebellar ataxia	> 60	328	66.3	1	0.3	341	68.5	0	0.0		*	Quasi-complete separation of data points detected.				*	WARNING: The relative Hessian convergence criterion of 50.209912281 is greater than the limit of 0.0001. The convergence is questionable.			NE		Algorithm converged.	NE	NE	NE		NE		Algorithm converged.	NE	NE
Nervous system disorders	Cerebral infarction	<= 60	167	33.7	0	0.0	157	31.5	0	0.0	NE			NE	NE	NE		NE	NE	NE	NE		NE	NE	NE	NE	NE	NE		NE	NE	NE
Nervous system disorders	Cerebral infarction	> 60	328	66.3	0	0.0	341	68.5	1	0.3		*	Quasi-complete separation of data points detected.				*	ERROR: The mean parameter is either invalid or at a limit of its range for some observations.			0.00		Algorithm converged.	0.00	NE	0.9999		>999.99		Algorithm converged.	0.00	NE
Nervous system disorders	Cerebrovascular accident	<= 60	167	33.7	0	0.0	157	31.5	0	0.0	NE			NE	NE	NE		NE	NE	NE	NE		NE	NE	NE	NE	NE	NE		NE	NE	NE
Nervous system disorders	Cerebrovascular accident	> 60	328	66.3	0	0.0	341	68.5	2	0.6		*	Quasi-complete separation of data points detected.				*	ERROR: The mean parameter is either invalid or at a limit of its range for some observations.			0.00		Algorithm converged.	0.00	NE	0.9999		>999.99		Algorithm converged.	0.00	NE
Nervous system disorders	Dizziness	<= 60	167	33.7	1	0.6	157	31.5	0	0.0		*	Quasi-complete separation of data points detected.				*	WARNING: Negative of Hessian not positive definite.			NE		Algorithm converged.	NE	NE	NE	0.1018	NE		Algorithm converged.	NE	NE
Nervous system disorders	Dizziness	> 60	328	66.3	0	0.0	341	68.5	1	0.3		*	Quasi-complete separation of data points detected.				*	ERROR: The mean parameter is either invalid or at a limit of its range for some observations.			0.00		Algorithm converged.	0.00	NE	0.9999		>999.99		Algorithm converged.	0.00	NE
Nervous system disorders	Epilepsy	<= 60	167	33.7	0	0.0	157	31.5	1	0.6		*	Quasi-complete separation of data points detected.				*	WARNING: The relative Hessian convergence criterion of 22.107627839 is greater than the limit of 0.0001. The convergence is questionable.			0.00		Algorithm converged.	0.00	NE	0.9999	NE	>999.99		Algorithm converged.	0.00	NE
Nervous system disorders	Epilepsy	> 60	328	66.3	0	0.0	341	68.5	0	0.0	NE			NE	NE	NE		NE	NE	NE	NE		NE	NE	NE	NE		NE		NE	NE	NE
Nervous system disorders	Headache	<= 60	167	33.7	1	0.6	157	31.5	1	0.6	0.94		Convergence criterion (GCONV=1E-8) satisfied.	0.06	15.15	0.000		Algorithm converged.	-0.017	0.017	0.94		Algorithm converged.	0.06	14.90	0.9651	0.1455	1.06		Algorithm converged.	0.07	16.86
Nervous system disorders	Headache	> 60	328	66.3	0	0.0	341	68.5	3	0.9		*	Quasi-complete separation of data points detected.				*	ERROR: The mean parameter is either invalid or at a limit of its range for some observations.			0.00		Algorithm converged.	0.00	NE	0.9999		>999.99		Algorithm converged.	0.00	NE
Nervous system disorders	Hypoaesthesia	<= 60	167	33.7	0	0.0	157	31.5	0	0.0	NE			NE	NE	NE		NE	NE	NE	NE		NE	NE	NE	NE	NE	NE		NE	NE	NE
Nervous system disorders	Hypoaesthesia	> 60	328	66.3	0	0.0	341	68.5	1	0.3		*	Quasi-complete separation of data points detected.				*	ERROR: The mean parameter is either invalid or at a limit of its range for some observations.			0.00		Algorithm converged.	0.00	NE	0.9999		>999.99		Algorithm converged.	0.00	NE
Nervous system disorders	Hypotonia	<= 60	167	33.7	0	0.0	157	31.5	0	0.0	NE			NE	NE	NE		NE	NE	NE	NE		NE	NE	NE	NE	NE	NE		NE	NE	NE
Nervous system disorders	Hypotonia	> 60	328	66.3	0	0.0	341	68.5	1	0.3		*	Quasi-complete separation of data points detected.				*	ERROR: The mean parameter is either invalid or at a limit of its range for some observations.			0.00		Algorithm converged.	0.00	NE	0.9999		>999.99		Algorithm converged.	0.00	NE
Nervous system disorders	Nervous system disorder	<= 60	167	33.7	0	0.0	157	31.5	1	0.6		*	Quasi-complete separation of data points detected.				*	WARNING: The relative Hessian convergence criterion of 22.107627839 is greater than the limit of 0.0001. The convergence is questionable.			0.00		Algorithm converged.	0.00	NE	0.9999	NE	>999.99		Algorithm converged.	0.00	NE
Nervous system disorders	Nervous system disorder	> 60	328	66.3	0	0.0	341	68.5	0	0.0	NE			NE	NE	NE		NE	NE	NE	NE		NE	NE	NE	NE		NE		NE	NE	NE
Nervous system disorders	Neuropathy peripheral	<= 60	167	33.7	0	0.0	157	31.5	0	0.0	NE			NE	NE	NE		NE	NE	NE	NE		NE	NE	NE	NE	1.0000	NE		NE	NE	NE
Nervous system disorders	Neuropathy peripheral	> 60	328	66.3	2	0.6	341	68.5	3	0.9	0.69		Convergence criterion (GCONV=1E-8) satisfied.	0.11	4.16	-0.003		Algorithm converged.	-0.016	0.010	0.69		Algorithm converged.	0.12	4.12	0.6869		1.44		Algorithm converged.	0.24	8.58
Nervous system disorders	Paralysis recurrent laryngeal nerve	<= 60	167	33.7	0	0.0	157	31.5	0	0.0	NE			NE	NE	NE		NE	NE	NE	NE		NE	NE	NE	NE	NE	NE		NE	NE	NE
Nervous system disorders	Paralysis recurrent laryngeal nerve	> 60	328	66.3	1	0.3	341	68.5	0	0.0		*	Quasi-complete separation of data points detected.				*	WARNING: Negative of Hessian not positive definite.			NE		Algorithm converged.	NE	NE	NE		NE		Algorithm converged.	NE	NE
Nervous system disorders	Peripheral motor neuropathy	<= 60	167	33.7	0	0.0	157	31.5	0	0.0	NE			NE	NE	NE		NE	NE	NE	NE		NE	NE	NE	NE	NE	NE		NE	NE	NE
Nervous system disorders	Peripheral motor neuropathy	> 60	328	66.3	2	0.6	341	68.5	0	0.0		*	Quasi-complete separation of data points detected.				*	WARNING: Negative of Hessian not positive definite.			NE		Algorithm converged.	NE	NE	NE		NE		Algorithm converged.	NE	NE
Nervous system disorders	Peripheral sensory neuropathy	<= 60	167	33.7	0	0.0	157	31.5	0	0.0	NE			NE	NE	NE		NE	NE	NE	NE		NE	NE	NE	NE	NE	NE		NE	NE	NE
Nervous system disorders	Peripheral sensory neuropathy	> 60	328	66.3	2	0.6	341	68.5	0	0.0		*	Quasi-complete separation of data points detected.				*	WARNING: Negative of Hessian not positive definite.			NE		Algorithm converged.	NE	NE	NE		NE		Algorithm converged.	NE	NE
Nervous system disorders	Peroneal nerve palsy	<= 60	167	33.7	0	0.0	157	31.5	0	0.0	NE			NE	NE	NE		NE	NE	NE	NE		NE	NE	NE	NE	NE	NE		NE	NE	NE
Nervous system disorders	Peroneal nerve palsy	> 60	328	66.3	1	0.3	341	68.5	0	0.0		*	Quasi-complete separation of data points detected.				*	WARNING: Negative of Hessian not positive definite.			NE		Algorithm converged.	NE	NE	NE		NE		Algorithm converged.	NE	NE
Nervous system disorders	Polyneuropathy	<= 60	167	33.7	0	0.0	157	31.5	0	0.0	NE			NE	NE	NE		NE	NE	NE	NE		NE	NE	NE	NE	NE	NE		NE	NE	NE
Nervous system disorders	Polyneuropathy	> 60	328	66.3	1	0.3	341	68.5	0	0.0		*	Quasi-complete separation of data points detected.				*	WARNING: Negative of Hessian not positive definite.			NE		Algorithm converged.	NE	NE	NE		NE		Algorithm converged.	NE	NE
Nervous system disorders	Presyncope	<= 60	167	33.7	0	0.0	157	31.5	0	0.0	NE			NE	NE	NE		NE	NE	NE	NE		NE	NE	NE	NE	1.0000	NE		NE	NE	NE
Nervous system disorders	Presyncope	> 60	328	66.3	1	0.3	341	68.5	1	0.3	1.04		Convergence criterion (GCONV=1E-8) satisfied.	0.06	16.69	0.000		Algorithm converged.	-0.008	0.008	1.04		Algorithm converged.	0.07	16.55	0.9780		0.96		Algorithm converged.	0.06	15.31
Nervous system disorders	Spinal cord compression	<= 60	167	33.7	0	0.0	157	31.5	0	0.0	NE			NE	NE	NE		NE	NE	NE	NE		NE	NE	NE	NE	NE	NE		NE	NE	NE
Nervous system disorders	Spinal cord compression	> 60	328	66.3	1	0.3	341	68.5	0	0.0		*	Quasi-complete separation of data points detected.				*	WARNING: Negative of Hessian not positive definite.			NE		Algorithm converged.	NE	NE	NE		NE		Algorithm converged.	NE	NE

Nervous system disorders	Syncope	<= 60	167	33.7	1	0.6	157	31.5	1	0.6	0.94		Convergence criterion (GCONV=1E-8) satisfied.	0.06	15.15	0.000		Algorithm converged.	-0.017	0.017	0.94		Algorithm converged.	0.06	14.90	0.9651	0.9825	1.06		Algorithm converged.	0.07	16.86
Nervous system disorders	Syncope	> 60	328	66.3	7	2.1	341	68.5	8	2.3	0.91		Convergence criterion (GCONV=1E-8) satisfied.	0.33	2.53	-0.002		Algorithm converged.	-0.025	0.020	0.91		Algorithm converged.	0.33	2.48	0.8532		1.10		Algorithm converged.	0.40	3.00
Psychiatric disorders		<= 60	167	33.7	2	1.2	157	31.5	0	0.0		*	Quasi-complete separation of data points detected.				*	WARNING: Negative of Hessian not positive definite.			NE		Algorithm converged.	NE	NE	NE	0.2997	NE		Algorithm converged.	NE	NE
Psychiatric disorders		> 60	328	66.3	5	1.5	341	68.5	2	0.6	2.62		Convergence criterion (GCONV=1E-8) satisfied.	0.51	13.62	0.009		Algorithm converged.	-0.006	0.025	2.60		Algorithm converged.	0.51	13.30	0.2516		0.38		Algorithm converged.	0.08	1.97
Psychiatric disorders	Agitation	<= 60	167	33.7	1	0.6	157	31.5	0	0.0		*	Quasi-complete separation of data points detected.				*	WARNING: Negative of Hessian not positive definite.			NE		Algorithm converged.	NE	NE	NE	NE	NE		Algorithm converged.	NE	NE
Psychiatric disorders	Agitation	> 60	328	66.3	0	0.0	341	68.5	0	0.0	NE			NE	NE	NE		NE	NE	NE	NE		NE	NE	NE	NE		NE		NE	NE	NE
Psychiatric disorders	Confusional state	<= 60	167	33.7	0	0.0	157	31.5	0	0.0	NE			NE	NE	NE		NE	NE	NE	NE		NE	NE	NE	NE	1.0000	NE		NE	NE	NE
Psychiatric disorders	Confusional state	> 60	328	66.3	2	0.6	341	68.5	1	0.3	2.09		Convergence criterion (GCONV=1E-8) satisfied.	0.19	23.11	0.003		Algorithm converged.	-0.007	0.013	2.08		Algorithm converged.	0.19	22.82	0.5493		0.48		Algorithm converged.	0.04	5.28
Psychiatric disorders	Depression	<= 60	167	33.7	0	0.0	157	31.5	0	0.0	NE			NE	NE	NE		NE	NE	NE	NE		NE	NE	NE	NE	NE	NE		NE	NE	NE
Psychiatric disorders	Depression	> 60	328	66.3	1	0.3	341	68.5	0	0.0		*	Quasi-complete separation of data points detected.				*	WARNING: Negative of Hessian not positive definite.			NE		Algorithm converged.	NE	NE	NE		NE		Algorithm converged.	NE	NE
Psychiatric disorders	Disorientation	<= 60	167	33.7	0	0.0	157	31.5	0	0.0	NE			NE	NE	NE		NE	NE	NE	NE		NE	NE	NE	NE	NE	NE		NE	NE	NE
Psychiatric disorders	Disorientation	> 60	328	66.3	1	0.3	341	68.5	0	0.0		*	Quasi-complete separation of data points detected.				*	WARNING: Negative of Hessian not positive definite.			NE		Algorithm converged.	NE	NE	NE		NE		Algorithm converged.	NE	NE
Psychiatric disorders	Insomnia	<= 60	167	33.7	0	0.0	157	31.5	0	0.0	NE			NE	NE	NE		NE	NE	NE	NE		NE	NE	NE	NE	1.0000	NE		NE	NE	NE
Psychiatric disorders	Insomnia	> 60	328	66.3	1	0.3	341	68.5	1	0.3	1.04		Convergence criterion (GCONV=1E-8) satisfied.	0.06	16.69	0.000		Algorithm converged.	-0.008	0.008	1.04		Algorithm converged.	0.07	16.55	0.9780		0.96		Algorithm converged.	0.06	15.31
Psychiatric disorders	Mental status changes	<= 60	167	33.7	1	0.6	157	31.5	0	0.0		*	Quasi-complete separation of data points detected.				*	ERROR: Error in computing the link function, its derivatives, or the variance function.			NE		Algorithm converged.	NE	NE	NE	NE	NE		Algorithm converged.	NE	NE
Psychiatric disorders	Mental status changes	> 60	328	66.3	0	0.0	341	68.5	0	0.0	NE			NE	NE	NE		NE	NE	NE	NE		NE	NE	NE	NE		NE		NE	NE	NE
Psychiatric disorders	Personality change	<= 60	167	33.7	0	0.0	157	31.5	0	0.0	NE			NE	NE	NE		NE	NE	NE	NE		NE	NE	NE	NE	NE	NE		NE	NE	NE
Psychiatric disorders	Personality change	> 60	328	66.3	1	0.3	341	68.5	0	0.0		*	Quasi-complete separation of data points detected.				*	WARNING: Negative of Hessian not positive definite.			NE		Algorithm converged.	NE	NE	NE		NE		Algorithm converged.	NE	NE
Renal and urinary disorders		<= 60	167	33.7	0	0.0	157	31.5	1	0.6		*	Quasi-complete separation of data points detected.				*	WARNING: The relative Hessian convergence criterion of 22.107627839 is greater than the limit of 0.0001. The convergence is questionable.			0.00		Algorithm converged.	0.00	NE	0.9999	0.1680	>999.99		Algorithm converged.	0.00	NE
Renal and urinary disorders		> 60	328	66.3	5	1.5	341	68.5	3	0.9	1.74		Convergence criterion (GCONV=1E-8) satisfied.	0.41	7.36	0.006		Algorithm converged.	-0.010	0.023	1.73		Algorithm converged.	0.42	7.19	0.4491		0.58		Algorithm converged.	0.14	2.40
Renal and urinary disorders	Acute kidney injury	<= 60	167	33.7	0	0.0	157	31.5	0	0.0	NE			NE	NE	NE		NE	NE	NE	NE		NE	NE	NE	NE	1.0000	NE		NE	NE	NE
Renal and urinary disorders	Acute kidney injury	> 60	328	66.3	4	1.2	341	68.5	2	0.6	2.09		Convergence criterion (GCONV=1E-8) satisfied.	0.38	11.50	0.006		Algorithm converged.	-0.008	0.021	2.08		Algorithm converged.	0.38	11.28	0.3961		0.48		Algorithm converged.	0.09	2.61
Renal and urinary disorders	Cystitis noninfective	<= 60	167	33.7	0	0.0	157	31.5	1	0.6		*	Quasi-complete separation of data points detected.				*	WARNING: The relative Hessian convergence criterion of 22.107627839 is greater than the limit of 0.0001. The convergence is questionable.			0.00		Algorithm converged.	0.00	NE	0.9999	NE	>999.99		Algorithm converged.	0.00	NE
Renal and urinary disorders	Cystitis noninfective	> 60	328	66.3	0	0.0	341	68.5	0	0.0	NE			NE	NE	NE		NE	NE	NE	NE		NE	NE	NE	NE		NE		NE	NE	NE
Renal and urinary disorders	Renal failure	<= 60	167	33.7	0	0.0	157	31.5	0	0.0	NE			NE	NE	NE		NE	NE	NE	NE		NE	NE	NE	NE	1.0000	NE		NE	NE	NE
Renal and urinary disorders	Renal failure	> 60	328	66.3	1	0.3	341	68.5	1	0.3	1.04		Convergence criterion (GCONV=1E-8) satisfied.	0.06	16.69	0.000		Algorithm converged.	-0.008	0.008	1.04		Algorithm converged.	0.07	16.55	0.9780		0.96		Algorithm converged.	0.06	15.31
Renal and urinary disorders	Urinary retention	<= 60	167	33.7	0	0.0	157	31.5	0	0.0	NE			NE	NE	NE		NE	NE	NE	NE		NE	NE	NE	NE	NE	NE		NE	NE	NE
Renal and urinary disorders	Urinary retention	> 60	328	66.3	1	0.3	341	68.5	0	0.0		*	Quasi-complete separation of data points detected.				*	WARNING: Negative of Hessian not positive definite.			NE		Algorithm converged.	NE	NE	NE		NE		Algorithm converged.	NE	NE
Reproductive system and breast disorders		<= 60	167	33.7	2	1.2	157	31.5	0	0.0		*	Quasi-complete separation of data points detected.				*	WARNING: The relative Hessian convergence criterion of 13.069013341 is greater than the limit of 0.0001. The convergence is questionable.			NE		Algorithm converged.	NE	NE	NE	NE	NE		Algorithm converged.	NE	NE
Reproductive system and breast disorders		> 60	328	66.3	0	0.0	341	68.5	0	0.0	NE			NE	NE	NE		NE	NE	NE	NE		NE	NE	NE	NE		NE		NE	NE	NE
Reproductive system and breast disorders	Female genital tract fistula	<= 60	167	33.7	1	0.6	157	31.5	0	0.0		*	Quasi-complete separation of data points detected.				*	ERROR: Error in computing the link function, its derivatives, or the variance function.			NE		Algorithm converged.	NE	NE	NE	NE	NE		Algorithm converged.	NE	NE
Reproductive system and breast disorders	Female genital tract fistula	> 60	328	66.3	0	0.0	341	68.5	0	0.0	NE			NE	NE	NE		NE	NE	NE	NE		NE	NE	NE	NE		NE		NE	NE	NE
Reproductive system and breast disorders	Uterine pain	<= 60	167	33.7	1	0.6	157	31.5	0	0.0		*	Quasi-complete separation of data points detected.				*	WARNING: Negative of Hessian not positive definite.			NE		Algorithm converged.	NE	NE	NE	NE	NE		Algorithm converged.	NE	NE
Reproductive system and breast disorders	Uterine pain	> 60	328	66.3	0	0.0	341	68.5	0	0.0	NE			NE	NE	NE		NE	NE	NE	NE		NE	NE	NE	NE		NE		NE	NE	NE
Respiratory, thoracic and mediastinal disorders		<= 60	167	33.7	4	2.4	157	31.5	5	3.2	0.75		Convergence criterion (GCONV=1E-8) satisfied.	0.20	2.83	-0.008		Algorithm converged.	-0.044	0.028	0.75		Algorithm converged.	0.21	2.75	0.6667	0.4507	1.33		Algorithm converged.	0.36	4.86
Respiratory, thoracic and mediastinal disorders		> 60	328	66.3	13	4.0	341	68.5	10	2.9	1.37		Convergence criterion (GCONV=1E-8) satisfied.	0.59	3.16	0.010		Algorithm converged.	-0.017	0.038	1.35		Algorithm converged.	0.60	3.04	0.4663		0.74		Algorithm converged.	0.33	1.66
Respiratory, thoracic and mediastinal disorders	Acute respiratory distress syndrome	<= 60	167	33.7	0	0.0	157	31.5	1	0.6		*	Quasi-complete separation of data points detected.				*	WARNING: The relative Hessian convergence criterion of 22.107627839 is greater than the limit of 0.0001. The convergence is questionable.			0.00		Algorithm converged.	0.00	NE	0.9999	NE	>999.99		Algorithm converged.	0.00	NE
Respiratory, thoracic and mediastinal disorders	Acute respiratory distress syndrome	> 60	328	66.3	0	0.0	341	68.5	0	0.0	NE			NE	NE	NE		NE	NE	NE	NE		NE	NE	NE	NE		NE		NE	NE	NE
Respiratory, thoracic and mediastinal disorders	Acute respiratory failure	<= 60	167	33.7	0	0.0	157	31.5	0	0.0	NE			NE	NE	NE		NE	NE	NE	NE		NE	NE	NE	NE	NE	NE		NE	NE	NE
Respiratory, thoracic and mediastinal disorders	Acute respiratory failure	> 60	328	66.3	0	0.0	341	68.5	1	0.3		*	Quasi-complete separation of data points detected.				*	ERROR: The mean parameter is either invalid or at a limit of its range for some observations.			0.00		Algorithm converged.	0.00	NE	0.9999		>999.99		Algorithm converged.	0.00	NE
Respiratory, thoracic and mediastinal disorders	Chronic obstructive pulmonary disease	<= 60	167	33.7	0	0.0	157	31.5	0	0.0	NE			NE	NE	NE		NE	NE	NE	NE		NE	NE	NE	NE	NE	NE		NE	NE	NE
Respiratory, thoracic and mediastinal disorders	Chronic obstructive pulmonary disease	> 60	328	66.3	0	0.0	341	68.5	1	0.3		*	Quasi-complete separation of data points detected.				*	ERROR: The mean parameter is either invalid or at a limit of its range for some observations.			0.00		Algorithm converged.	0.00	NE	0.9999		>999.99		Algorithm converged.	0.00	NE
Respiratory, thoracic and mediastinal disorders	Dyspnoea	<= 60	167	33.7	1	0.6	157	31.5	2	1.3	0.47		Convergence criterion (GCONV=1E-8) satisfied.	0.04	5.20	-0.007		Algorithm converged.	-0.028	0.014	0.47		Algorithm converged.	0.04	5.13	0.5360	0.4194	2.13		Algorithm converged.	0.19	23.23
Respiratory, thoracic and mediastinal disorders	Dyspnoea	> 60	328	66.3	3	0.9	341	68.5	2	0.6	1.56		Convergence criterion (GCONV=1E-8) satisfied.	0.26	9.42	0.003		Algorithm converged.	-0.010	0.016	1.56		Algorithm converged.	0.26	9.27	0.6252		0.64		Algorithm converged.	0.11	3.81
Respiratory, thoracic and mediastinal disorders	Hypoxia	<= 60	167	33.7	1	0.6	157	31.5	0	0.0		*	Quasi-complete separation of data points detected.				*	WARNING: Negative of Hessian not positive definite.			NE		Algorithm converged.	NE	NE	NE	0.5426	NE		Algorithm converged.	NE	NE
Respiratory, thoracic and mediastinal disorders	Hypoxia	> 60	328	66.3	4	1.2	341	68.5	1	0.3	4.20		Convergence criterion (GCONV=1E-8) satisfied.	0.47	37.75	0.009		Algorithm converged.	-0.004	0.022	4.16		Algorithm converged.	0.47	37.01	0.2013		0.24		Algorithm converged.	0.03	2.14
Respiratory, thoracic and mediastinal disorders	Lung disorder	<= 60	167	33.7	0	0.0	157	31.5	0	0.0	NE			NE	NE	NE		NE	NE	NE	NE		NE	NE	NE	NE	NE	NE		NE	NE	NE
Respiratory, thoracic and mediastinal disorders	Lung disorder	> 60	328	66.3	1	0.3	341	68.5	0	0.0		*	Quasi-complete separation of data points detected.				*	WARNING: Negative of Hessian not positive definite.			NE		Algorithm converged.	NE	NE	NE		NE		Algorithm converged.	NE	NE
Respiratory, thoracic and mediastinal disorders	Oropharyngeal pain	<= 60	167	33.7	1	0.6	157	31.5	0	0.0		*	Quasi-complete separation of data points detected.				*	WARNING: Negative of Hessian not positive definite.			NE		Algorithm converged.	NE	NE	NE	0.1018	NE		Algorithm converged.	NE	NE
Respiratory, thoracic and mediastinal disorders	Oropharyngeal pain	> 60	328	66.3	0	0.0	341	68.5	1	0.3		*	Quasi-complete separation of data points detected.				*	ERROR: The mean parameter is either invalid or at a limit of its range for some observations.			0.00		Algorithm converged.	0.00	NE	0.9999		>999.99		Algorithm converged.	0.00	NE
Respiratory, thoracic and mediastinal disorders	Pleural effusion	<= 60	167	33.7	0	0.0	157	31.5	1	0.6		*	Quasi-complete separation of data points detected.				*	WARNING: The relative Hessian convergence criterion of 22.107627685 is greater than the limit of 0.0001. The convergence is questionable.			0.00		Algorithm converged.	0.00	NE	0.9999	NE	>999.99		Algorithm converged.	0.00	NE
Respiratory, thoracic and mediastinal disorders	Pleural effusion	> 60	328	66.3	0	0.0	341	68.5	0	0.0	NE			NE	NE	NE		NE	NE	NE	NE		NE	NE	NE	NE		NE		NE	NE	NE
Respiratory, thoracic and mediastinal disorders	Pneumonitis	<= 60	167	33.7	0	0.0	157	31.5	1	0.6		*	Quasi-complete separation of data points detected.				*	WARNING: The relative Hessian convergence criterion of 22.107627685 is greater than the limit of 0.0001. The convergence is questionable.			0.00		Algorithm converged.	0.00	NE	0.9999	0.2905	>999.99		Algorithm converged.	0.00	NE
Respiratory, thoracic and mediastinal disorders	Pneumonitis	> 60	328	66.3	1	0.3	341	68.5	1	0.3	1.04		Convergence criterion (GCONV=1E-8) satisfied.	0.06	16.69	0.000		Algorithm converged.	-0.008	0.008	1.04		Algorithm converged.	0.07	16.55	0.9780		0.96		Algorithm converged.	0.06	15.31
Respiratory, thoracic and mediastinal disorders	Pulmonary embolism	<= 60	167	33.7	1	0.6	157	31.5	0	0.0		*	Quasi-complete separation of data points detected.				*	WARNING: Negative of Hessian not positive definite.			NE		Algorithm converged.	NE	NE	NE	0.2923	NE		Algorithm converged.	NE	NE
Respiratory, thoracic and mediastinal disorders	Pulmonary embolism	> 60	328	66.3	2	0.6	341	68.5	2	0.6	1.04		Convergence criterion (GCONV=1E-8) satisfied.	0.15	7.42	0.000		Algorithm converged.	-0.011	0.012	1.04		Algorithm converged.	0.15	7.34	0.9689		0.96		Algorithm converged.	0.14	6.79
Respiratory, thoracic and mediastinal disorders	Pulmonary oedema	<= 60	167	33.7	0	0.0	157	31.5	0	0.0	NE			NE	NE	NE		NE	NE	NE	NE		NE	NE	NE	NE	NE	NE		NE	NE	NE
Respiratory, thoracic and mediastinal disorders	Pulmonary oedema	> 60	328	66.3	1	0.3	341	68.5	0	0.0		*	Quasi-complete separation of data points detected.				*	WARNING: Negative of Hessian not positive definite.			NE		Algorithm converged.	NE	NE	NE		NE		Algorithm converged.	NE	NE
Respiratory, thoracic and mediastinal disorders	Respiratory failure	<= 60	167	33.7	0	0.0	157	31.5	0	0.0	NE			NE	NE	NE		NE	NE	NE	NE		NE	NE	NE	NE	1.0000	NE		NE	NE	NE
Respiratory, thoracic and mediastinal disorders	Respiratory failure	> 60	328	66.3	2	0.6	341	68.5	1	0.3	2.09		Convergence criterion (GCONV=1E-8) satisfied.	0.19	23.11	0.003		Algorithm converged.	-0.007	0.013	2.08		Algorithm converged.	0.19	22.82	0.5493		0.48		Algorithm converged.	0.04	5.28
Respiratory, thoracic and mediastinal disorders	Tachypnoea	<= 60	167	33.7	0	0.0	157	31.5	0	0.0	NE			NE	NE	NE		NE	NE	NE	NE		NE	NE	NE	NE	NE	NE		NE	NE	NE
Respiratory, thoracic and mediastinal disorders	Tachypnoea	> 60	328	66.3	0	0.0	341	68.5	1	0.3		*	Quasi-complete separation of data points detected.				*	ERROR: The mean parameter is either invalid or at a limit of its range for some observations.			0.00		Algorithm converged.	0.00	NE	0.9999		>999.99		Algorithm converged.	0.00	NE
Skin and subcutaneous tissue disorders		<= 60	167	33.7	3	1.8	157	31.5	2	1.3	1.42		Convergence criterion (GCONV=1E-8) satisfied.	0.23	8.60	0.005		Algorithm converged.	-0.021	0.032	1.41		Algorithm converged.	0.24	8.33	0.7044	0.8017	0.71		Algorithm converged.	0.12	4.19
Skin and subcutaneous tissue disorders		> 60	328	66.3	3	0.9	341	68.5	3	0.9	1.04		Convergence criterion (GCONV=1E-8) satisfied.	0.21	5.19	0.000		Algorithm converged.	-0.014	0.015	1.04		Algorithm converged.	0.21	5.11	0.9619		0.96		Algorithm converged.	0.20	4.73
Skin and subcutaneous tissue disorders	Alopecia	<= 60	167	33.7	0	0.0	157	31.5	1	0.6		*	Quasi-complete separation of data points detected.				*	WARNING: The relative Hessian convergence criterion of 22.107627762 is greater than the limit of 0.0001. The convergence is questionable.			0.00		Algorithm converged.	0.00	NE	0.9999	NE	>999.99		Algorithm converged.	0.00	NE
Skin and subcutaneous tissue disorders	Alopecia	> 60	328	66.3	0	0.0	341	68.5	0	0.0	NE			NE	NE	NE		NE	NE	NE	NE		NE	NE	NE	NE		NE		NE	NE	NE
Skin and subcutaneous tissue disorders	Bullous haemorrhagic dermatosis	<= 60	167	33.7	0	0.0	157	31.5	0	0.0	NE			NE	NE	NE		NE	NE	NE	NE		NE	NE	NE	NE	NE	NE		NE	NE	NE
Skin and subcutaneous tissue disorders	Bullous haemorrhagic dermatosis	> 60	328	66.3	1	0.3	341	68.5	0	0.0		*	Quasi-complete separation of data points detected.				*	WARNING: Negative of Hessian not positive definite.			NE		Algorithm converged.	NE	NE	NE		NE		Algorithm converged.	NE	NE
Skin and subcutaneous tissue disorders	Hyperhidrosis	<= 60	167	33.7	0	0.0	157	31.5	0	0.0	NE			NE	NE	NE		NE	NE	NE	NE		NE	NE	NE	NE	NE	NE		NE	NE	NE
Skin and subcutaneous tissue disorders	Hyperhidrosis	> 60	328	66.3	0	0.0	341	68.5	1	0.3		*	Quasi-complete separation of data points detected.				*	ERROR: The mean parameter is either invalid or at a limit of its range for some observations.			0.00		Algorithm converged.	0.00	NE	0.9999		>999.99		Algorithm converged.	0.00	NE
Skin and subcutaneous tissue disorders	Nail discolouration	<= 60	167	33.7	0	0.0	157	31.5	0	0.0	NE			NE	NE	NE		NE	NE	NE	NE		NE	NE	NE	NE	NE	NE		NE	NE	NE
Skin and subcutaneous tissue disorders	Nail discolouration	> 60	328	66.3	0	0.0	341	68.5	1	0.3		*	Quasi-complete separation of data points detected.				*	ERROR: The mean parameter is either invalid or at a limit of its range for some observations.			0.00		Algorithm converged.	0.00	NE	0.9999		>999.99		Algorithm converged.	0.00	NE
Skin and subcutaneous tissue disorders	Pruritus	<= 60	167	33.7	0	0.0	157	31.5	1	0.6		*	Quasi-complete separation of data points detected.				*	WARNING: The relative Hessian convergence criterion of 22.107627762 is greater than the limit of 0.0001. The convergence is questionable.			0.00		Algorithm converged.	0.00	NE	0.9999	NE	>999.99		Algorithm converged.	0.00	NE
Skin and subcutaneous tissue disorders	Pruritus	> 60	328	66.3	0	0.0	341	68.5	0	0.0	NE			NE	NE	NE		NE	NE	NE	NE		NE	NE	NE	NE		NE		NE	NE	NE
Skin and subcutaneous tissue disorders	Psoriasis	<= 60	167	33.7	0	0.0	157	31.5	0	0.0	NE			NE	NE	NE		NE	NE	NE	NE		NE	NE	NE	NE	NE	NE		NE	NE	NE
Skin and subcutaneous tissue disorders	Psoriasis	> 60	328	66.3	1	0.3	341	68.5	0	0.0		*	Quasi-complete separation of data points detected.				*	WARNING: Negative of Hessian not positive definite.			NE		Algorithm converged.	NE	NE	NE		NE		Algorithm converged.	NE	NE
Skin and subcutaneous tissue disorders	Rash	<= 60	167	33.7	1	0.6	157	31.5	0	0.0		*	Quasi-complete separation of data points detected.				*	WARNING: Negative of Hessian not positive definite.			NE		Algorithm converged.	NE	NE	NE	0.3215	NE		Algorithm converged.	NE	NE
Skin and subcutaneous tissue disorders	Rash	> 60	328	66.3	1	0.3	341	68.5	1	0.3	1.04		Convergence criterion (GCONV=1E-8) satisfied.	0.06	16.69	0.000		Algorithm converged.	-0.008	0.008	1.04		Algorithm converged.	0.07	16.55	0.9780		0.96		Algorithm converged.	0.06	15.31
Skin and subcutaneous tissue disorders	Rash maculo-papular	<= 60	167	33.7	1	0.6	157	31.5	0	0.0		*	Quasi-complete separation of data points detected.				*	ERROR: Error in computing the link function, its derivatives, or the variance function.			NE		Algorithm converged.	NE	NE	NE	NE	NE		Algorithm converged.	NE	NE
Skin and subcutaneous tissue disorders	Rash maculo-papular	> 60	328	66.3	0	0.0	341	68.5	0	0.0	NE			NE	NE	NE		NE	NE	NE	NE		NE	NE	NE	NE		NE		NE	NE	NE
Skin and subcutaneous tissue disorders	Urticaria	<= 60	167	33.7	1	0.6	157	31.5	1	0.6	0.94		Convergence criterion (GCONV=1E-8) satisfied.	0.06	15.15	0.000		Algorithm converged.	-0.017	0.017	0.94		Algorithm converged.	0.06	14.90	0.9651	1.0000	1.06		Algorithm converged.	0.07	16.86
Skin and subcutaneous tissue disorders	Urticaria	> 60	328	66.3	0	0.0	341	68.5	0	0.0	NE			NE	NE	NE		NE	NE	NE	NE		NE	NE	NE	NE		NE		NE	NE	NE
Vascular disorders		<= 60	167	33.7	7	4.2	157	31.5	1	0.6	6.82		Convergence criterion (GCONV=1E-8) satisfied.	0.83	56.11	0.036		Algorithm converged.	0.003	0.068	6.58		Algorithm converged.	0.82	52.88	0.0764	0.0065	0.15		Algorithm converged.	0.02	1.22
Vascular disorders		> 60	328	66.3	9	2.7	341	68.5	18	5.3	0.51		Convergence criterion (GCONV=1E-8) satisfied.	0.22	1.14	-0.025		Algorithm converged.	-0.055	0.004	0.52		Algorithm converged.	0.24	1.14	0.1026		1.92		Algorithm converged.	0.88	4.22
Vascular disorders	Deep vein thrombosis	<= 60	167	33.7	1	0.6	157	31.5	1	0.6	0.94		Convergence criterion (GCONV=1E-8) satisfied.	0.06	15.15	0.000		Algorithm converged.	-0.017	0.017	0.94		Algorithm converged.	0.06	14.90	0.9651	1.0000	1.06		Algorithm converged.	0.07	16.86
Vascular disorders	Deep vein thrombosis	> 60	328	66.3	0	0.0	341	68.5	0	0.0	NE			NE	NE	NE		NE	NE	NE	NE		NE	NE	NE	NE		NE		NE	NE	NE
Vascular disorders	Embolism	<= 60	167	33.7	0	0.0	157	31.5	0	0.0	NE			NE	NE	NE		NE	NE	NE	NE		NE	NE	NE	NE	1.0000	NE		NE	NE	NE
Vascular disorders	Embolism	> 60	328	66.3	1	0.3	341	68.5	1	0.3	1.04		Convergence criterion (GCONV=1E-8) satisfied.	0.06	16.69	0.000		Algorithm converged.	-0.008	0.008	1.04		Algorithm converged.	0.07	16.55	0.9780		0.96		Algorithm converged.	0.06	15.31
Vascular disorders	Hypertension	<= 60	167	33.7	5	3.0	157	31.5	0	0.0		*	Quasi-complete separation of data points detected.				*	ERROR: The mean parameter is either invalid or at a limit of its range for some observations.			NE		Algorithm converged.	NE	NE	NE	0.0010	NE		Algorithm converged.	NE	NE
Vascular disorders	Hypertension	> 60	328	66.3	4	1.2	341	68.5	13	3.8	0.31		Convergence criterion (GCONV=1E-8) satisfied.	0.10	0.97	-0.026		Algorithm converged.	-0.049	-0.002	0.32		Algorithm converged.	0.11	0.97	0.0442		3.13		Algorithm converged.	1.03	9.49
Vascular disorders	Hypotension	<= 60	167	33.7	1	0.6	157	31.5	0	0.0		*	Quasi-complete separation of data points detected.				*	WARNING: Negative of Hessian not positive definite.			NE		Algorithm converged.	NE	NE	NE	0.0368	NE		Algorithm converged.	NE	NE
Vascular disorders	Hypotension	> 60	328	66.3	0	0.0	341	68.5	3	0.9		*	Quasi-complete separation of data points detected.				*	ERROR: The mean parameter is either invalid or at a limit of its range for some observations.			0.00		Algorithm converged.	0.00	NE	0.9999		>999.99		Algorithm converged.	0.00	NE
Vascular disorders	Pallor	<= 60	167	33.7	0	0.0	157	31.5	0	0.0	NE			NE	NE	NE		NE	NE	NE	NE		NE	NE	NE	NE	NE	NE		NE	NE	NE
Vascular disorders	Pallor	> 60	328	66.3	0	0.0	341	68.5	1	0.3		*	Quasi-complete separation of data points detected.				*	ERROR: The mean parameter is either invalid or at a limit of its range for some observations.			0.00		Algorithm converged.	0.00	NE	0.9999		>999.99		Algorithm converged.	0.00	NE
Vascular disorders	Peripheral coldness	<= 60	167	33.7	0	0.0	157	31.5	0	0.0	NE			NE	NE	NE		NE	NE	NE	NE		NE	NE	NE	NE	NE	NE		NE	NE	NE
Vascular disorders	Peripheral coldness	> 60	328	66.3	0	0.0	341	68.5	1	0.3		*	Quasi-complete separation of data points detected.				*	ERROR: The mean parameter is either invalid or at a limit of its range for some observations.			0.00		Algorithm converged.	0.00	NE	0.9999		>999.99		Algorithm converged.	0.00	NE
Vascular disorders	Peripheral embolism	<= 60	167	33.7	0	0.0	157	31.5	0	0.0	NE			NE	NE	NE		NE	NE	NE	NE		NE	NE	NE	NE	NE	NE		NE	NE	NE
Vascular disorders	Peripheral embolism	> 60	328	66.3	1	0.3	341	68.5	0	0.0		*	Quasi-complete separation of data points detected.				*	WARNING: Negative of Hessian not positive definite.			NE		Algorithm converged.	NE	NE	NE		NE		Algorithm converged.	NE	NE
Vascular disorders	Peripheral ischaemia	<= 60	167	33.7	0	0.0	157	31.5	0	0.0	NE			NE	NE	NE		NE	NE	NE	NE		NE	NE	NE	NE	NE	NE		NE	NE	NE
Vascular disorders	Peripheral ischaemia	> 60	328	66.3	0	0.0	341	68.5	1	0.3		*	Quasi-complete separation of data points detected.				*	ERROR: The mean parameter is either invalid or at a limit of its range for some observations.			0.00		Algorithm converged.	0.00	NE	0.9999		>999.99		Algorithm converged.	0.00	NE
Vascular disorders	Systolic hypertension	<= 60	167	33.7	0	0.0	157	31.5	0	0.0	NE			NE	NE	NE		NE	NE	NE	NE		NE	NE	NE	NE	NE	NE		NE	NE	NE
Vascular disorders	Systolic hypertension	> 60	328	66.3	1	0.3	341	68.5	0	0.0		*	Quasi-complete separation of data points detected.				*	WARNING: Negative of Hessian not positive definite.			NE		Algorithm converged.	NE	NE	NE		NE		Algorithm converged.	NE	NE
Vascular disorders	Thrombosis	<= 60	167	33.7	0	0.0	157	31.5	0	0.0	NE			NE	NE	NE		NE	NE	NE	NE		NE	NE	NE	NE	NE	NE		NE	NE	NE
Vascular disorders	Thrombosis	> 60	328	66.3	1	0.3	341	68.5	0	0.0		*	Quasi-complete separation of data points detected.				*	WARNING: Negative of Hessian not positive definite.			NE		Algorithm converged.	NE	NE	NE		NE		Algorithm converged.	NE	NE
Vascular disorders	Venous thrombosis	<= 60	167	33.7	0	0.0	157	31.5	0	0.0	NE			NE	NE	NE		NE	NE	NE	NE		NE	NE	NE	NE	NE	NE		NE	NE	NE
Vascular disorders	Venous thrombosis	> 60	328	66.3	1	0.3	341	68.5	0	0.0		*	Quasi-complete separation of data points detected.				*	WARNING: Negative of Hessian not positive definite.			NE		Algorithm converged.	NE	NE	NE		NE		Algorithm converged.	NE	NE

Includes treatment-emergent AEs during AE reporting period only, which is defined as new or worsening AE from the first dose of any study drug through 90 days after the last dose of any study drug or prior to NALT, whichever is earlier.
Only AEs of highest severity are counted.
Test for interaction based on RR (Log-binomial regression)
* indicates convergence problem. Result is uninterpretable.
Clinical cut-off: 15JUN2022

Program: root/clinical_studies/RO5541077/CDPT7884/GO39942/data_analysis/ACE_FINAL_OS/prod/program/t_ae_raw_soc.sas
Output: root/clinical_studies/RO5541077/CDPT7884/GO39942/data_analysis/ACE_FINAL_OS/prod/output/t_ae_raw_soc_sg2_WGR35AE_SE_POOLED_15JUN2022_39942.xls
08FEB2023 18:05

POPULATION: Global and China Extension Population, Safety-Evaluable Population
ENDPOINT: AEs Grade 3-5
MODEL: Unstratified analysis
STUDY: GO39942
Dichotomous Analysis by Subgroups (Safety)

IPI score at Screening

			Polatuzumab Vedotin + R-CHP (N=495)				R-CHOP (N=498)				Polatuzumab Vedotin + R-CHP vs. R-CHOP																	R-CHOP vs. Polatuzumab Vedotin + R-CHP				
			Patients		Patients with Event		Patients		Patients with Event		Odds Ratio					Absolute Risk Difference					Relative Risk							Relative Risk				
MedDRA System Organ Class	MedDRA Preferred Term	Level	n	%	n	%	n	%	n	%	Odds Ratio		Convergence Reason	95% Lower CL	95% Upper CL	Absolute Risk		Convergence Reason	95% Lower CL	95% Upper CL	Relative Risk		Convergence Reason	95% Lower CL	95% Upper CL	p-value (Wald)	Interaction Test p-value (likelihood ratio)	Relative Risk		Convergence Reason	95% Lower CL	95% Upper CL
Blood and lymphatic system disorders		1-2	187	37.8	61	32.6	187	37.6	66	35.3	0.89		Convergence criterion (GCONV=1E-8) satisfied.	0.58	1.36	-0.027		Algorithm converged.	-0.123	0.069	0.92		Algorithm converged.	0.70	1.23	0.5853	0.1627	1.08		Algorithm converged.	0.82	1.44
Blood and lymphatic system disorders		3	196	39.6	72	36.7	186	37.3	69	37.1	0.98		Convergence criterion (GCONV=1E-8) satisfied.	0.65	1.49	-0.004		Algorithm converged.	-0.100	0.093	0.99		Algorithm converged.	0.76	1.29	0.9416		1.01		Algorithm converged.	0.78	1.31
Blood and lymphatic system disorders		4-5	112	22.6	65	58.0	125	25.1	56	44.8	1.70		Convergence criterion (GCONV=1E-8) satisfied.	1.02	2.85	0.132		Algorithm converged.	0.006	0.259	1.30		Algorithm converged.	1.01	1.66	0.0427		0.77		Algorithm converged.	0.60	0.99
Blood and lymphatic system disorders	Agranulocytosis	1-2	187	37.8	0	0.0	187	37.6	0	0.0	NE			NE	NE	NE		NE	NE	NE	NE		NE	NE	NE	NE	NE	NE		NE	NE	NE
Blood and lymphatic system disorders	Agranulocytosis	3	196	39.6	0	0.0	186	37.3	1	0.5		*	Quasi-complete separation of data points detected.				*	ERROR: Error in computing the link function, its derivatives, or the variance function.			0.00		Algorithm converged.	0.00	NE	1.0000		>999.99		Algorithm converged.	0.00	NE
Blood and lymphatic system disorders	Agranulocytosis	4-5	112	22.6	0	0.0	125	25.1	0	0.0	NE			NE	NE	NE		NE	NE	NE	NE		NE	NE	NE	NE		NE		NE	NE	NE
Blood and lymphatic system disorders	Anaemia	1-2	187	37.8	11	5.9	187	37.6	11	5.9	1.00		Convergence criterion (GCONV=1E-8) satisfied.	0.42	2.37	0.000		Algorithm converged.	-0.048	0.048	1.00		Algorithm converged.	0.44	2.25	1.0000	0.7499	1.00		Algorithm converged.	0.44	2.25
Blood and lymphatic system disorders	Anaemia	3	196	39.6	24	12.2	186	37.3	16	8.6	1.48		Convergence criterion (GCONV=1E-8) satisfied.	0.76	2.89	0.036		Algorithm converged.	-0.025	0.097	1.42		Algorithm converged.	0.78	2.59	0.2487		0.70		Algorithm converged.	0.39	1.28
Blood and lymphatic system disorders	Anaemia	4-5	112	22.6	21	18.8	125	25.1	21	16.8	1.14		Convergence criterion (GCONV=1E-8) satisfied.	0.59	2.23	0.020		Algorithm converged.	-0.078	0.117	1.12		Algorithm converged.	0.64	1.93	0.6947		0.90		Algorithm converged.	0.52	1.55
Blood and lymphatic system disorders	Aplasia pure red cell	1-2	187	37.8	0	0.0	187	37.6	0	0.0	NE			NE	NE	NE		NE	NE	NE	NE		NE	NE	NE	NE	1.0000	NE		NE	NE	NE
Blood and lymphatic system disorders	Aplasia pure red cell	3	196	39.6	0	0.0	186	37.3	0	0.0	NE			NE	NE	NE		NE	NE	NE	NE		NE	NE	NE	NE		NE		NE	NE	NE
Blood and lymphatic system disorders	Aplasia pure red cell	4-5	112	22.6	1	0.9	125	25.1	1	0.8	1.12		Convergence criterion (GCONV=1E-8) satisfied.	0.07	18.07	0.001		Algorithm converged.	-0.022	0.024	1.12		Algorithm converged.	0.07	17.63	0.9378		0.90		Algorithm converged.	0.06	14.16
Blood and lymphatic system disorders	Cytopenia	1-2	187	37.8	0	0.0	187	37.6	0	0.0	NE			NE	NE	NE		NE	NE	NE	NE		NE	NE	NE	NE	NE	NE		NE	NE	NE
Blood and lymphatic system disorders	Cytopenia	3	196	39.6	1	0.5	186	37.3	0	0.0		*	Quasi-complete separation of data points detected.				*	ERROR: The mean parameter is either invalid or at a limit of its range for some observations.			NE		Algorithm converged.	NE	NE	NE		NE		Algorithm converged.	NE	NE
Blood and lymphatic system disorders	Cytopenia	4-5	112	22.6	0	0.0	125	25.1	0	0.0	NE			NE	NE	NE		NE	NE	NE	NE		NE	NE	NE	NE		NE		NE	NE	NE
Blood and lymphatic system disorders	Febrile bone marrow aplasia	1-2	187	37.8	0	0.0	187	37.6	1	0.5		*	Quasi-complete separation of data points detected.				*	ERROR: Error in computing the link function, its derivatives, or the variance function.			0.00		Algorithm converged.	0.00	NE	0.9999	NE	>999.99		Algorithm converged.	0.00	NE
Blood and lymphatic system disorders	Febrile bone marrow aplasia	3	196	39.6	0	0.0	186	37.3	0	0.0	NE			NE	NE	NE		NE	NE	NE	NE		NE	NE	NE	NE		NE		NE	NE	NE
Blood and lymphatic system disorders	Febrile bone marrow aplasia	4-5	112	22.6	1	0.9	125	25.1	1	0.8	1.12		Convergence criterion (GCONV=1E-8) satisfied.	0.07	18.07	0.001		Algorithm converged.	-0.022	0.024	1.12		Algorithm converged.	0.07	17.63	0.9378		0.90		Algorithm converged.	0.06	14.16
Blood and lymphatic system disorders	Febrile neutropenia	1-2	187	37.8	21	11.2	187	37.6	12	6.4	1.84		Convergence criterion (GCONV=1E-8) satisfied.	0.88	3.87	0.048		Algorithm converged.	-0.009	0.105	1.75		Algorithm converged.	0.89	3.45	0.1066	0.8137	0.57		Algorithm converged.	0.29	1.13
Blood and lymphatic system disorders	Febrile neutropenia	3	196	39.6	25	12.8	186	37.3	16	8.6	1.55		Convergence criterion (GCONV=1E-8) satisfied.	0.80	3.01	0.042		Algorithm converged.	-0.020	0.103	1.48		Algorithm converged.	0.82	2.69	0.1941		0.67		Algorithm converged.	0.37	1.22
Blood and lymphatic system disorders	Febrile neutropenia	4-5	112	22.6	18	16.1	125	25.1	10	8.0	2.20		Convergence criterion (GCONV=1E-8) satisfied.	0.97	5.00	0.081		Algorithm converged.	-0.002	0.164	2.01		Algorithm converged.	0.97	4.17	0.0610		0.50		Algorithm converged.	0.24	1.03
Blood and lymphatic system disorders	Hypofibrinogenaemia	1-2	187	37.8	0	0.0	187	37.6	0	0.0	NE			NE	NE	NE		NE	NE	NE	NE		NE	NE	NE	NE	NE	NE		NE	NE	NE
Blood and lymphatic system disorders	Hypofibrinogenaemia	3	196	39.6	0	0.0	186	37.3	0	0.0	NE			NE	NE	NE		NE	NE	NE	NE		NE	NE	NE	NE		NE		NE	NE	NE
Blood and lymphatic system disorders	Hypofibrinogenaemia	4-5	112	22.6	0	0.0	125	25.1	1	0.8		*	Quasi-complete separation of data points detected.				*	WARNING: The relative Hessian convergence criterion of 16.316112867 is greater than the limit of 0.0001. The convergence is questionable.			0.00		Algorithm converged.	0.00	NE	0.9999		>999.99		Algorithm converged.	0.00	NE
Blood and lymphatic system disorders	Leukopenia	1-2	187	37.8	6	3.2	187	37.6	12	6.4	0.48		Convergence criterion (GCONV=1E-8) satisfied.	0.18	1.32	-0.032		Algorithm converged.	-0.075	0.011	0.50		Algorithm converged.	0.19	1.30	0.1565	0.0366	2.00		Algorithm converged.	0.77	5.22
Blood and lymphatic system disorders	Leukopenia	3	196	39.6	9	4.6	186	37.3	16	8.6	0.51		Convergence criterion (GCONV=1E-8) satisfied.	0.22	1.19	-0.040		Algorithm converged.	-0.090	0.010	0.53		Algorithm converged.	0.24	1.18	0.1201		1.87		Algorithm converged.	0.85	4.13
Blood and lymphatic system disorders	Leukopenia	4-5	112	22.6	15	13.4	125	25.1	9	7.2	1.99		Convergence criterion (GCONV=1E-8) satisfied.	0.84	4.75	0.062		Algorithm converged.	-0.016	0.140	1.86		Algorithm converged.	0.85	4.08	0.1217		0.54		Algorithm converged.	0.24	1.18
Blood and lymphatic system disorders	Lymphopenia	1-2	187	37.8	2	1.1	187	37.6	5	2.7	0.39		Convergence criterion (GCONV=1E-8) satisfied.	0.08	2.05	-0.016		Algorithm converged.	-0.043	0.011	0.40		Algorithm converged.	0.08	2.04	0.2697	0.1294	2.50		Algorithm converged.	0.49	12.72
Blood and lymphatic system disorders	Lymphopenia	3	196	39.6	1	0.5	186	37.3	3	1.6	0.31		Convergence criterion (GCONV=1E-8) satisfied.	0.03	3.03	-0.011		Algorithm converged.	-0.032	0.010	0.32		Algorithm converged.	0.03	3.01	0.3170		3.16		Algorithm converged.	0.33	30.12
Blood and lymphatic system disorders	Lymphopenia	4-5	112	22.6	5	4.5	125	25.1	2	1.6	2.87		Convergence criterion (GCONV=1E-8) satisfied.	0.55	15.12	0.029		Algorithm converged.	-0.015	0.073	2.79		Algorithm converged.	0.55	14.10	0.2144		0.36		Algorithm converged.	0.07	1.81
Blood and lymphatic system disorders	Myelosuppression	1-2	187	37.8	0	0.0	187	37.6	0	0.0	NE			NE	NE	NE		NE	NE	NE	NE		NE	NE	NE	NE	0.3587	NE		NE	NE	NE
Blood and lymphatic system disorders	Myelosuppression	3	196	39.6	3	1.5	186	37.3	0	0.0		*	Quasi-complete separation of data points detected.				*	WARNING: Negative of Hessian not positive definite.			NE		Algorithm converged.	NE	NE	NE		NE		Algorithm converged.	NE	NE
Blood and lymphatic system disorders	Myelosuppression	4-5	112	22.6	1	0.9	125	25.1	1	0.8	1.12		Convergence criterion (GCONV=1E-8) satisfied.	0.07	18.07	0.001		Algorithm converged.	-0.022	0.024	1.12		Algorithm converged.	0.07	17.63	0.9378		0.90		Algorithm converged.	0.06	14.16
Blood and lymphatic system disorders	Neutropenia	1-2	187	37.8	40	21.4	187	37.6	50	26.7	0.75		Convergence criterion (GCONV=1E-8) satisfied.	0.46	1.20	-0.053		Algorithm converged.	-0.140	0.033	0.80		Algorithm converged.	0.56	1.15	0.2283	0.6349	1.25		Algorithm converged.	0.87	1.80
Blood and lymphatic system disorders	Neutropenia	3	196	39.6	50	25.5	186	37.3	47	25.3	1.01		Convergence criterion (GCONV=1E-8) satisfied.	0.64	1.61	0.002		Algorithm converged.	-0.085	0.090	1.01		Algorithm converged.	0.72	1.42	0.9568		0.99		Algorithm converged.	0.70	1.40
Blood and lymphatic system disorders	Neutropenia	4-5	112	22.6	37	33.0	125	25.1	43	34.4	0.94		Convergence criterion (GCONV=1E-8) satisfied.	0.55	1.61	-0.014		Algorithm converged.	-0.134	0.107	0.96		Algorithm converged.	0.67	1.37	0.8246		1.04		Algorithm converged.	0.73	1.49
Blood and lymphatic system disorders	Pancytopenia	1-2	187	37.8	0	0.0	187	37.6	0	0.0	NE			NE	NE	NE		NE	NE	NE	NE		NE	NE	NE	NE	NE	NE		NE	NE	NE
Blood and lymphatic system disorders	Pancytopenia	3	196	39.6	0	0.0	186	37.3	0	0.0	NE			NE	NE	NE		NE	NE	NE	NE		NE	NE	NE	NE		NE		NE	NE	NE
Blood and lymphatic system disorders	Pancytopenia	4-5	112	22.6	1	0.9	125	25.1	0	0.0		*	Quasi-complete separation of data points detected.				*	ERROR: Error in computing the link function, its derivatives, or the variance function.			NE		Algorithm converged.	NE	NE	NE		NE		Algorithm converged.	NE	NE
Blood and lymphatic system disorders	Thrombocytopenia	1-2	187	37.8	2	1.1	187	37.6	6	3.2	0.33		Convergence criterion (GCONV=1E-8) satisfied.	0.06	1.64	-0.021		Algorithm converged.	-0.051	0.008	0.33		Algorithm converged.	0.07	1.63	0.1750	0.1682	3.00		Algorithm converged.	0.61	14.67
Blood and lymphatic system disorders	Thrombocytopenia	3	196	39.6	9	4.6	186	37.3	5	2.7	1.74		Convergence criterion (GCONV=1E-8) satisfied.	0.57	5.30	0.019		Algorithm converged.	-0.018	0.056	1.71		Algorithm converged.	0.58	5.00	0.3288		0.59		Algorithm converged.	0.20	1.71
Blood and lymphatic system disorders	Thrombocytopenia	4-5	112	22.6	5	4.5	125	25.1	9	7.2	0.60		Convergence criterion (GCONV=1E-8) satisfied.	0.20	1.85	-0.027		Algorithm converged.	-0.087	0.032	0.62		Algorithm converged.	0.21	1.80	0.3782		1.61		Algorithm converged.	0.56	4.67
Cardiac disorders		1-2	187	37.8	3	1.6	187	37.6	1	0.5	3.03		Convergence criterion (GCONV=1E-8) satisfied.	0.31	29.41	0.011		Algorithm converged.	-0.010	0.032	3.00		Algorithm converged.	0.31	28.58	0.3394	0.0891	0.33		Algorithm converged.	0.03	3.18
Cardiac disorders		3	196	39.6	3	1.5	186	37.3	4	2.2	0.71		Convergence criterion (GCONV=1E-8) satisfied.	0.16	3.20	-0.006		Algorithm converged.	-0.033	0.021	0.71		Algorithm converged.	0.16	3.14	0.6532		1.41		Algorithm converged.	0.32	6.19
Cardiac disorders		4-5	112	22.6	0	0.0	125	25.1	3	2.4		*	Quasi-complete separation of data points detected.				*	WARNING: The relative Hessian convergence criterion of 7.6329170928 is greater than the limit of 0.0001. The convergence is questionable.			0.00		Algorithm converged.	0.00	NE	0.9999		>999.99		Algorithm converged.	0.00	NE
Cardiac disorders	Atrial fibrillation	1-2	187	37.8	0	0.0	187	37.6	0	0.0	NE			NE	NE	NE		NE	NE	NE	NE		NE	NE	NE	NE	NE	NE		NE	NE	NE
Cardiac disorders	Atrial fibrillation	3	196	39.6	1	0.5	186	37.3	2	1.1	0.47		Convergence criterion (GCONV=1E-8) satisfied.	0.04	5.25	-0.006		Algorithm converged.	-0.024	0.012	0.47		Algorithm converged.	0.04	5.19	0.5413		2.11		Algorithm converged.	0.19	23.05
Cardiac disorders	Atrial fibrillation	4-5	112	22.6	0	0.0	125	25.1	0	0.0	NE			NE	NE	NE		NE	NE	NE	NE		NE	NE	NE	NE		NE		NE	NE	NE
Cardiac disorders	Atrioventricular block complete	1-2	187	37.8	0	0.0	187	37.6	0	0.0	NE			NE	NE	NE		NE	NE	NE	NE		NE	NE	NE	NE	NE	NE		NE	NE	NE
Cardiac disorders	Atrioventricular block complete	3	196	39.6	0	0.0	186	37.3	0	0.0	NE			NE	NE	NE		NE	NE	NE	NE		NE	NE	NE	NE		NE		NE	NE	NE
Cardiac disorders	Atrioventricular block complete	4-5	112	22.6	0	0.0	125	25.1	1	0.8		*	Quasi-complete separation of data points detected.				*	WARNING: The relative Hessian convergence criterion of 16.316112867 is greater than the limit of 0.0001. The convergence is questionable.			0.00		Algorithm converged.	0.00	NE	0.9999		>999.99		Algorithm converged.	0.00	NE
Cardiac disorders	Cardiac failure congestive	1-2	187	37.8	0	0.0	187	37.6	0	0.0	NE			NE	NE	NE		NE	NE	NE	NE		NE	NE	NE	NE	NE	NE		NE	NE	NE
Cardiac disorders	Cardiac failure congestive	3	196	39.6	0	0.0	186	37.3	2	1.1		*	Quasi-complete separation of data points detected.				*	ERROR: Error in computing the link function, its derivatives, or the variance function.			0.00		Algorithm converged.	0.00	NE	0.9999		>999.99		Algorithm converged.	0.00	NE
Cardiac disorders	Cardiac failure congestive	4-5	112	22.6	0	0.0	125	25.1	0	0.0	NE			NE	NE	NE		NE	NE	NE	NE		NE	NE	NE	NE		NE		NE	NE	NE
Cardiac disorders	Cardiopulmonary failure	1-2	187	37.8	0	0.0	187	37.6	0	0.0	NE			NE	NE	NE		NE	NE	NE	NE		NE	NE	NE	NE	NE	NE		NE	NE	NE
Cardiac disorders	Cardiopulmonary failure	3	196	39.6	1	0.5	186	37.3	0	0.0		*	Quasi-complete separation of data points detected.				*	ERROR: The mean parameter is either invalid or at a limit of its range for some observations.			NE		Algorithm converged.	NE	NE	NE		NE		Algorithm converged.	NE	NE
Cardiac disorders	Cardiopulmonary failure	4-5	112	22.6	0	0.0	125	25.1	0	0.0	NE			NE	NE	NE		NE	NE	NE	NE		NE	NE	NE	NE		NE		NE	NE	NE
Cardiac disorders	Left ventricular dysfunction	1-2	187	37.8	1	0.5	187	37.6	0	0.0		*	Quasi-complete separation of data points detected.				*	ERROR: The mean parameter is either invalid or at a limit of its range for some observations.			NE		Algorithm converged.	NE	NE	NE	NE	NE		Algorithm converged.	NE	NE
Cardiac disorders	Left ventricular dysfunction	3	196	39.6	0	0.0	186	37.3	0	0.0	NE			NE	NE	NE		NE	NE	NE	NE		NE	NE	NE	NE		NE		NE	NE	NE
Cardiac disorders	Left ventricular dysfunction	4-5	112	22.6	0	0.0	125	25.1	1	0.8		*	Quasi-complete separation of data points detected.				*	WARNING: The relative Hessian convergence criterion of 16.31611281 is greater than the limit of 0.0001. The convergence is questionable.			0.00		Algorithm converged.	0.00	NE	0.9999		>999.99		Algorithm converged.	0.00	NE
Cardiac disorders	Myocardial infarction	1-2	187	37.8	1	0.5	187	37.6	0	0.0		*	Quasi-complete separation of data points detected.				*	WARNING: Negative of Hessian not positive definite.			NE		Algorithm converged.	NE	NE	NE	NE	NE		Algorithm converged.	NE	NE
Cardiac disorders	Myocardial infarction	3	196	39.6	0	0.0	186	37.3	0	0.0	NE			NE	NE	NE		NE	NE	NE	NE		NE	NE	NE	NE		NE		NE	NE	NE
Cardiac disorders	Myocardial infarction	4-5	112	22.6	0	0.0	125	25.1	0	0.0	NE			NE	NE	NE		NE	NE	NE	NE		NE	NE	NE	NE		NE		NE	NE	NE
Cardiac disorders	Sinus bradycardia	1-2	187	37.8	0	0.0	187	37.6	0	0.0	NE			NE	NE	NE		NE	NE	NE	NE		NE	NE	NE	NE	NE	NE		NE	NE	NE
Cardiac disorders	Sinus bradycardia	3	196	39.6	0	0.0	186	37.3	0	0.0	NE			NE	NE	NE		NE	NE	NE	NE		NE	NE	NE	NE		NE		NE	NE	NE
Cardiac disorders	Sinus bradycardia	4-5	112	22.6	0	0.0	125	25.1	1	0.8		*	Quasi-complete separation of data points detected.				*	WARNING: The relative Hessian convergence criterion of 16.316112867 is greater than the limit of 0.0001. The convergence is questionable.			0.00		Algorithm converged.	0.00	NE	0.9999		>999.99		Algorithm converged.	0.00	NE
Cardiac disorders	Sinus tachycardia	1-2	187	37.8	1	0.5	187	37.6	1	0.5	1.00		Convergence criterion (GCONV=1E-8) satisfied.	0.06	16.11	0.000		Algorithm converged.	-0.015	0.015	1.00		Algorithm converged.	0.06	15.87	1.0000	0.6022	1.00		Algorithm converged.	0.06	15.87
Cardiac disorders	Sinus tachycardia	3	196	39.6	1	0.5	186	37.3	0	0.0		*	Quasi-complete separation of data points detected.				*	ERROR: The mean parameter is either invalid or at a limit of its range for some observations.			NE		Algorithm converged.	NE	NE	NE		NE		Algorithm converged.	NE	NE
Cardiac disorders	Sinus tachycardia	4-5	112	22.6	0	0.0	125	25.1	0	0.0	NE			NE	NE	NE		NE	NE	NE	NE		NE	NE	NE	NE		NE		NE	NE	NE
Cardiac disorders	Tachycardia	1-2	187	37.8	0	0.0	187	37.6	0	0.0	NE			NE	NE	NE		NE	NE	NE	NE		NE	NE	NE	NE	NE	NE		NE	NE	NE
Cardiac disorders	Tachycardia	3	196	39.6	0	0.0	186	37.3	2	1.1		*	Quasi-complete separation of data points detected.				*	ERROR: Error in computing the link function, its derivatives, or the variance function.			0.00		Algorithm converged.	0.00	NE	0.9999		>999.99		Algorithm converged.	0.00	NE
Cardiac disorders	Tachycardia	4-5	112	22.6	0	0.0	125	25.1	0	0.0	NE			NE	NE	NE		NE	NE	NE	NE		NE	NE	NE	NE		NE		NE	NE	NE
Congenital, familial and genetic disorders		1-2	187	37.8	0	0.0	187	37.6	0	0.0	NE			NE	NE	NE		NE	NE	NE	NE		NE	NE	NE	NE	NE	NE		NE	NE	NE
Congenital, familial and genetic disorders		3	196	39.6	1	0.5	186	37.3	0	0.0		*	Quasi-complete separation of data points detected.				*	ERROR: The mean parameter is either invalid or at a limit of its range for some observations.			NE		Algorithm converged.	NE	NE	NE		NE		Algorithm converged.	NE	NE
Congenital, familial and genetic disorders		4-5	112	22.6	0	0.0	125	25.1	0	0.0	NE			NE	NE	NE		NE	NE	NE	NE		NE	NE	NE	NE		NE		NE	NE	NE
Congenital, familial and genetic disorders	Pyloric stenosis	1-2	187	37.8	0	0.0	187	37.6	0	0.0	NE			NE	NE	NE		NE	NE	NE	NE		NE	NE	NE	NE	NE	NE		NE	NE	NE
Congenital, familial and genetic disorders	Pyloric stenosis	3	196	39.6	1	0.5	186	37.3	0	0.0		*	Quasi-complete separation of data points detected.				*	ERROR: The mean parameter is either invalid or at a limit of its range for some observations.			NE		Algorithm converged.	NE	NE	NE		NE		Algorithm converged.	NE	NE
Congenital, familial and genetic disorders	Pyloric stenosis	4-5	112	22.6	0	0.0	125	25.1	0	0.0	NE			NE	NE	NE		NE	NE	NE	NE		NE	NE	NE	NE		NE		NE	NE	NE
Ear and labyrinth disorders		1-2	187	37.8	0	0.0	187	37.6	1	0.5		*	Quasi-complete separation of data points detected.				*	ERROR: Error in computing the link function, its derivatives, or the variance function.			0.00		Algorithm converged.	0.00	NE	0.9999	NE	>999.99		Algorithm converged.	0.00	NE
Ear and labyrinth disorders		3	196	39.6	0	0.0	186	37.3	0	0.0	NE			NE	NE	NE		NE	NE	NE	NE		NE	NE	NE	NE		NE		NE	NE	NE
Ear and labyrinth disorders		4-5	112	22.6	0	0.0	125	25.1	1	0.8		*	Quasi-complete separation of data points detected.				*	WARNING: The relative Hessian convergence criterion of 16.316112867 is greater than the limit of 0.0001. The convergence is questionable.			0.00		Algorithm converged.	0.00	NE	0.9999		>999.99		Algorithm converged.	0.00	NE
Ear and labyrinth disorders	Deafness	1-2	187	37.8	0	0.0	187	37.6	0	0.0	NE			NE	NE	NE		NE	NE	NE	NE		NE	NE	NE	NE	NE	NE		NE	NE	NE
Ear and labyrinth disorders	Deafness	3	196	39.6	0	0.0	186	37.3	0	0.0	NE			NE	NE	NE		NE	NE	NE	NE		NE	NE	NE	NE		NE		NE	NE	NE
Ear and labyrinth disorders	Deafness	4-5	112	22.6	0	0.0	125	25.1	1	0.8		*	Quasi-complete separation of data points detected.				*	WARNING: The relative Hessian convergence criterion of 16.316112867 is greater than the limit of 0.0001. The convergence is questionable.			0.00		Algorithm converged.	0.00	NE	0.9999		>999.99		Algorithm converged.	0.00	NE
Ear and labyrinth disorders	Hypoacusis	1-2	187	37.8	0	0.0	187	37.6	1	0.5		*	Quasi-complete separation of data points detected.				*	ERROR: Error in computing the link function, its derivatives, or the variance function.			0.00		Algorithm converged.	0.00	NE	0.9999	NE	>999.99		Algorithm converged.	0.00	NE
Ear and labyrinth disorders	Hypoacusis	3	196	39.6	0	0.0	186	37.3	0	0.0	NE			NE	NE	NE		NE	NE	NE	NE		NE	NE	NE	NE		NE		NE	NE	NE
Ear and labyrinth disorders	Hypoacusis	4-5	112	22.6	0	0.0	125	25.1	0	0.0	NE			NE	NE	NE		NE	NE	NE	NE		NE	NE	NE	NE		NE		NE	NE	NE
Eye disorders		1-2	187	37.8	2	1.1	187	37.6	0	0.0		*	Quasi-complete separation of data points detected.				*	WARNING: Negative of Hessian not positive definite.			NE		Algorithm converged.	NE	NE	NE	NE	NE		Algorithm converged.	NE	NE
Eye disorders		3	196	39.6	1	0.5	186	37.3	0	0.0		*	Quasi-complete separation of data points detected.				*	ERROR: The mean parameter is either invalid or at a limit of its range for some observations.			NE		Algorithm converged.	NE	NE	NE		NE		Algorithm converged.	NE	NE
Eye disorders		4-5	112	22.6	0	0.0	125	25.1	0	0.0	NE			NE	NE	NE		NE	NE	NE	NE		NE	NE	NE	NE		NE		NE	NE	NE
Eye disorders	Angle closure glaucoma	1-2	187	37.8	1	0.5	187	37.6	0	0.0		*	Quasi-complete separation of data points detected.				*	ERROR: The mean parameter is either invalid or at a limit of its range for some observations.			NE		Algorithm converged.	NE	NE	NE	NE	NE		Algorithm converged.	NE	NE
Eye disorders	Angle closure glaucoma	3	196	39.6	0	0.0	186	37.3	0	0.0	NE			NE	NE	NE		NE	NE	NE	NE		NE	NE	NE	NE		NE		NE	NE	NE
Eye disorders	Angle closure glaucoma	4-5	112	22.6	0	0.0	125	25.1	0	0.0	NE			NE	NE	NE		NE	NE	NE	NE		NE	NE	NE	NE		NE		NE	NE	NE
Eye disorders	Cataract	1-2	187	37.8	1	0.5	187	37.6	0	0.0		*	Quasi-complete separation of data points detected.				*	WARNING: Negative of Hessian not positive definite.			NE		Algorithm converged.	NE	NE	NE	NE	NE		Algorithm converged.	NE	NE
Eye disorders	Cataract	3	196	39.6	0	0.0	186	37.3	0	0.0	NE			NE	NE	NE		NE	NE	NE	NE		NE	NE	NE	NE		NE		NE	NE	NE
Eye disorders	Cataract	4-5	112	22.6	0	0.0	125	25.1	0	0.0	NE			NE	NE	NE		NE	NE	NE	NE		NE	NE	NE	NE		NE		NE	NE	NE
Eye disorders	Rhegmatogenous retinal detachment	1-2	187	37.8	0	0.0	187	37.6	0	0.0	NE			NE	NE	NE		NE	NE	NE	NE		NE	NE	NE	NE	NE	NE		NE	NE	NE
Eye disorders	Rhegmatogenous retinal detachment	3	196	39.6	1	0.5	186	37.3	0	0.0		*	Quasi-complete separation of data points detected.				*	ERROR: The mean parameter is either invalid or at a limit of its range for some observations.			NE		Algorithm converged.	NE	NE	NE		NE		Algorithm converged.	NE	NE
Eye disorders	Rhegmatogenous retinal detachment	4-5	112	22.6	0	0.0	125	25.1	0	0.0	NE			NE	NE	NE		NE	NE	NE	NE		NE	NE	NE	NE		NE		NE	NE	NE
Gastrointestinal disorders		1-2	187	37.8	8	4.3	187	37.6	13	7.0	0.60		Convergence criterion (GCONV=1E-8) satisfied.	0.24	1.48	-0.027		Algorithm converged.	-0.073	0.020	0.62		Algorithm converged.	0.26	1.45	0.2669	0.1762	1.62		Algorithm converged.	0.69	3.83
Gastrointestinal disorders		3	196	39.6	21	10.7	186	37.3	12	6.5	1.74		Convergence criterion (GCONV=1E-8) satisfied.	0.83	3.65	0.043		Algorithm converged.	-0.013	0.098	1.66		Algorithm converged.	0.84	3.28	0.1439		0.60		Algorithm converged.	0.30	1.19
Gastrointestinal disorders		4-5	112	22.6	16	14.3	125	25.1	13	10.4	1.44		Convergence criterion (GCONV=1E-8) satisfied.	0.66	3.14	0.039		Algorithm converged.	-0.045	0.123	1.37		Algorithm converged.	0.69	2.73	0.3644		0.73		Algorithm converged.	0.37	1.45
Gastrointestinal disorders	Abdominal distension	1-2	187	37.8	0	0.0	187	37.6	0	0.0	NE			NE	NE	NE		NE	NE	NE	NE		NE	NE	NE	NE	NE	NE		NE	NE	NE
Gastrointestinal disorders	Abdominal distension	3	196	39.6	0	0.0	186	37.3	1	0.5		*	Quasi-complete separation of data points detected.				*	ERROR: Error in computing the link function, its derivatives, or the variance function.			0.00		Algorithm converged.	0.00	NE	1.0000		>999.99		Algorithm converged.	0.00	NE
Gastrointestinal disorders	Abdominal distension	4-5	112	22.6	0	0.0	125	25.1	0	0.0	NE			NE	NE	NE		NE	NE	NE	NE		NE	NE	NE	NE		NE		NE	NE	NE
Gastrointestinal disorders	Abdominal pain	1-2	187	37.8	1	0.5	187	37.6	3	1.6	0.33		Convergence criterion (GCONV=1E-8) satisfied.	0.03	3.20	-0.011		Algorithm converged.	-0.032	0.010	0.33		Algorithm converged.	0.03	3.18	0.3394	0.7804	3.00		Algorithm converged.	0.31	28.58
Gastrointestinal disorders	Abdominal pain	3	196	39.6	2	1.0	186	37.3	2	1.1	0.95		Convergence criterion (GCONV=1E-8) satisfied.	0.13	6.80	-0.001		Algorithm converged.	-0.021	0.020	0.95		Algorithm converged.	0.14	6.67	0.9580		1.05		Algorithm converged.	0.15	7.40
Gastrointestinal disorders	Abdominal pain	4-5	112	22.6	1	0.9	125	25.1	2	1.6	0.55		Convergence criterion (GCONV=1E-8) satisfied.	0.05	6.19	-0.007		Algorithm converged.	-0.035	0.021	0.56		Algorithm converged.	0.05	6.07	0.6319		1.79		Algorithm converged.	0.16	19.50
Gastrointestinal disorders	Abdominal pain upper	1-2	187	37.8	0	0.0	187	37.6	1	0.5		*	Quasi-complete separation of data points detected.				*	ERROR: Error in computing the link function, its derivatives, or the variance function.			0.00		Algorithm converged.	0.00	NE	0.9999	NE	>999.99		Algorithm converged.	0.00	NE

Gastrointestinal disorders	Abdominal pain upper	3	196	39.6	0	0.0	186	37.3	0	0.0	NE			NE	NE	NE		NE	NE	NE	NE		NE	NE	NE	NE		NE		NE	NE	NE
Gastrointestinal disorders	Abdominal pain upper	4-5	112	22.6	0	0.0	125	25.1	0	0.0	NE			NE	NE	NE		NE	NE	NE	NE		NE	NE	NE	NE		NE		NE	NE	NE
Gastrointestinal disorders	Anal fistula	1-2	187	37.8	1	0.5	187	37.6	0	0.0		*	Quasi-complete separation of data points detected.				*	ERROR: The mean parameter is either invalid or at a limit of its range for some observations.			NE		Algorithm converged.	NE	NE	NE	NE	NE		Algorithm converged.	NE	NE
Gastrointestinal disorders	Anal fistula	3	196	39.6	0	0.0	186	37.3	1	0.5		*	Quasi-complete separation of data points detected.				*	ERROR: Error in computing the link function, its derivatives, or the variance function.			0.00		Algorithm converged.	0.00	NE	1.0000		>999.99		Algorithm converged.	0.00	NE
Gastrointestinal disorders	Anal fistula	4-5	112	22.6	0	0.0	125	25.1	0	0.0	NE			NE	NE	NE		NE	NE	NE	NE		NE	NE	NE	NE		NE		NE	NE	NE
Gastrointestinal disorders	Anal stenosis	1-2	187	37.8	0	0.0	187	37.6	0	0.0	NE			NE	NE	NE		NE	NE	NE	NE		NE	NE	NE	NE	NE	NE		NE	NE	NE
Gastrointestinal disorders	Anal stenosis	3	196	39.6	0	0.0	186	37.3	0	0.0	NE			NE	NE	NE		NE	NE	NE	NE		NE	NE	NE	NE		NE		NE	NE	NE
Gastrointestinal disorders	Anal stenosis	4-5	112	22.6	0	0.0	125	25.1	1	0.8		*	Quasi-complete separation of data points detected.				*	WARNING: The relative Hessian convergence criterion of 16.316112981 is greater than the limit of 0.0001. The convergence is questionable.			0.00		Algorithm converged.	0.00	NE	0.9999		>999.99		Algorithm converged.	0.00	NE
Gastrointestinal disorders	Colitis	1-2	187	37.8	1	0.5	187	37.6	1	0.5	1.00		Convergence criterion (GCONV=1E-8) satisfied.	0.06	16.11	0.000		Algorithm converged.	-0.015	0.015	1.00		Algorithm converged.	0.06	15.87	1.0000	NE	1.00		Algorithm converged.	0.06	15.87
Gastrointestinal disorders	Colitis	3	196	39.6	0	0.0	186	37.3	0	0.0	NE			NE	NE	NE		NE	NE	NE	NE		NE	NE	NE	NE		NE		NE	NE	NE
Gastrointestinal disorders	Colitis	4-5	112	22.6	0	0.0	125	25.1	0	0.0	NE			NE	NE	NE		NE	NE	NE	NE		NE	NE	NE	NE		NE		NE	NE	NE
Gastrointestinal disorders	Constipation	1-2	187	37.8	1	0.5	187	37.6	1	0.5	1.00		Convergence criterion (GCONV=1E-8) satisfied.	0.06	16.11	0.000		Algorithm converged.	-0.015	0.015	1.00		Algorithm converged.	0.06	15.87	1.0000	0.2686	1.00		Algorithm converged.	0.06	15.87
Gastrointestinal disorders	Constipation	3	196	39.6	3	1.5	186	37.3	0	0.0		*	Quasi-complete separation of data points detected.				*	WARNING: Negative of Hessian not positive definite.			NE		Algorithm converged.	NE	NE	NE		NE		Algorithm converged.	NE	NE
Gastrointestinal disorders	Constipation	4-5	112	22.6	1	0.9	125	25.1	0	0.0		*	Quasi-complete separation of data points detected.				*	WARNING: The relative Hessian convergence criterion of 18.712481867 is greater than the limit of 0.0001. The convergence is questionable.			NE		Algorithm converged.	NE	NE	NE		NE		Algorithm converged.	NE	NE
Gastrointestinal disorders	Diarrhoea	1-2	187	37.8	1	0.5	187	37.6	4	2.1	0.25		Convergence criterion (GCONV=1E-8) satisfied.	0.03	2.22	-0.016		Algorithm converged.	-0.039	0.007	0.25		Algorithm converged.	0.03	2.22	0.2130	0.0212	4.00		Algorithm converged.	0.45	35.45
Gastrointestinal disorders	Diarrhoea	3	196	39.6	9	4.6	186	37.3	1	0.5	8.90		Convergence criterion (GCONV=1E-8) satisfied.	1.12	70.94	0.041		Algorithm converged.	0.009	0.072	8.54		Algorithm converged.	1.09	66.76	0.0409		0.12		Algorithm converged.	0.01	0.92
Gastrointestinal disorders	Diarrhoea	4-5	112	22.6	8	7.1	125	25.1	3	2.4	3.13		Convergence criterion (GCONV=1E-8) satisfied.	0.81	12.09	0.047		Algorithm converged.	-0.007	0.102	2.98		Algorithm converged.	0.81	10.94	0.1007		0.34		Algorithm converged.	0.09	1.24
Gastrointestinal disorders	Dysphagia	1-2	187	37.8	0	0.0	187	37.6	0	0.0	NE			NE	NE	NE		NE	NE	NE	NE		NE	NE	NE	NE	NE	NE		NE	NE	NE
Gastrointestinal disorders	Dysphagia	3	196	39.6	0	0.0	186	37.3	0	0.0	NE			NE	NE	NE		NE	NE	NE	NE		NE	NE	NE	NE		NE		NE	NE	NE
Gastrointestinal disorders	Dysphagia	4-5	112	22.6	0	0.0	125	25.1	1	0.8		*	Quasi-complete separation of data points detected.				*	WARNING: The relative Hessian convergence criterion of 16.31611281 is greater than the limit of 0.0001. The convergence is questionable.			0.00		Algorithm converged.	0.00	NE	0.9999		>999.99		Algorithm converged.	0.00	NE
Gastrointestinal disorders	Enteritis	1-2	187	37.8	0	0.0	187	37.6	0	0.0	NE			NE	NE	NE		NE	NE	NE	NE		NE	NE	NE	NE	NE	NE		NE	NE	NE
Gastrointestinal disorders	Enteritis	3	196	39.6	0	0.0	186	37.3	0	0.0	NE			NE	NE	NE		NE	NE	NE	NE		NE	NE	NE	NE		NE		NE	NE	NE
Gastrointestinal disorders	Enteritis	4-5	112	22.6	1	0.9	125	25.1	0	0.0		*	Quasi-complete separation of data points detected.				*	WARNING: The relative Hessian convergence criterion of 18.712481867 is greater than the limit of 0.0001. The convergence is questionable.			NE		Algorithm converged.	NE	NE	NE		NE		Algorithm converged.	NE	NE
Gastrointestinal disorders	Epigastric discomfort	1-2	187	37.8	0	0.0	187	37.6	0	0.0	NE			NE	NE	NE		NE	NE	NE	NE		NE	NE	NE	NE	NE	NE		NE	NE	NE
Gastrointestinal disorders	Epigastric discomfort	3	196	39.6	1	0.5	186	37.3	0	0.0		*	Quasi-complete separation of data points detected.				*	ERROR: The mean parameter is either invalid or at a limit of its range for some observations.			NE		Algorithm converged.	NE	NE	NE		NE		Algorithm converged.	NE	NE
Gastrointestinal disorders	Epigastric discomfort	4-5	112	22.6	0	0.0	125	25.1	0	0.0	NE			NE	NE	NE		NE	NE	NE	NE		NE	NE	NE	NE		NE		NE	NE	NE
Gastrointestinal disorders	Gastric ulcer	1-2	187	37.8	0	0.0	187	37.6	0	0.0	NE			NE	NE	NE		NE	NE	NE	NE		NE	NE	NE	NE	NE	NE		NE	NE	NE
Gastrointestinal disorders	Gastric ulcer	3	196	39.6	0	0.0	186	37.3	0	0.0	NE			NE	NE	NE		NE	NE	NE	NE		NE	NE	NE	NE		NE		NE	NE	NE
Gastrointestinal disorders	Gastric ulcer	4-5	112	22.6	1	0.9	125	25.1	0	0.0		*	Quasi-complete separation of data points detected.				*	WARNING: The relative Hessian convergence criterion of 18.712481867 is greater than the limit of 0.0001. The convergence is questionable.			NE		Algorithm converged.	NE	NE	NE		NE		Algorithm converged.	NE	NE
Gastrointestinal disorders	Gastrointestinal haemorrhage	1-2	187	37.8	0	0.0	187	37.6	0	0.0	NE			NE	NE	NE		NE	NE	NE	NE		NE	NE	NE	NE	0.0277	NE		NE	NE	NE
Gastrointestinal disorders	Gastrointestinal haemorrhage	3	196	39.6	0	0.0	186	37.3	3	1.6		*	Quasi-complete separation of data points detected.				*	ERROR: Error in computing the link function, its derivatives, or the variance function.			0.00		Algorithm converged.	0.00	NE	0.9999		>999.99		Algorithm converged.	0.00	NE
Gastrointestinal disorders	Gastrointestinal haemorrhage	4-5	112	22.6	2	1.8	125	25.1	0	0.0		*	Quasi-complete separation of data points detected.				*	ERROR: The mean parameter is either invalid or at a limit of its range for some observations.			NE		Algorithm converged.	NE	NE	NE		NE		Algorithm converged.	NE	NE
Gastrointestinal disorders	Gastrooesophageal reflux disease	1-2	187	37.8	0	0.0	187	37.6	0	0.0	NE			NE	NE	NE		NE	NE	NE	NE		NE	NE	NE	NE	NE	NE		NE	NE	NE
Gastrointestinal disorders	Gastrooesophageal reflux disease	3	196	39.6	1	0.5	186	37.3	0	0.0		*	Quasi-complete separation of data points detected.				*	ERROR: The mean parameter is either invalid or at a limit of its range for some observations.			NE		Algorithm converged.	NE	NE	NE		NE		Algorithm converged.	NE	NE
Gastrointestinal disorders	Gastrooesophageal reflux disease	4-5	112	22.6	0	0.0	125	25.1	0	0.0	NE			NE	NE	NE		NE	NE	NE	NE		NE	NE	NE	NE		NE		NE	NE	NE
Gastrointestinal disorders	Haemorrhoidal haemorrhage	1-2	187	37.8	0	0.0	187	37.6	0	0.0	NE			NE	NE	NE		NE	NE	NE	NE		NE	NE	NE	NE	NE	NE		NE	NE	NE
Gastrointestinal disorders	Haemorrhoidal haemorrhage	3	196	39.6	1	0.5	186	37.3	0	0.0		*	Quasi-complete separation of data points detected.				*	ERROR: The mean parameter is either invalid or at a limit of its range for some observations.			NE		Algorithm converged.	NE	NE	NE		NE		Algorithm converged.	NE	NE
Gastrointestinal disorders	Haemorrhoidal haemorrhage	4-5	112	22.6	0	0.0	125	25.1	0	0.0	NE			NE	NE	NE		NE	NE	NE	NE		NE	NE	NE	NE		NE		NE	NE	NE
Gastrointestinal disorders	Ileus	1-2	187	37.8	0	0.0	187	37.6	0	0.0	NE			NE	NE	NE		NE	NE	NE	NE		NE	NE	NE	NE	NE	NE		NE	NE	NE
Gastrointestinal disorders	Ileus	3	196	39.6	0	0.0	186	37.3	1	0.5		*	Quasi-complete separation of data points detected.				*	ERROR: Error in computing the link function, its derivatives, or the variance function.			0.00		Algorithm converged.	0.00	NE	1.0000		>999.99		Algorithm converged.	0.00	NE
Gastrointestinal disorders	Ileus	4-5	112	22.6	1	0.9	125	25.1	1	0.8	1.12		Convergence criterion (GCONV=1E-8) satisfied.	0.07	18.07	0.001		Algorithm converged.	-0.022	0.024	1.12		Algorithm converged.	0.07	17.63	0.9378		0.90		Algorithm converged.	0.06	14.16
Gastrointestinal disorders	Impaired gastric emptying	1-2	187	37.8	0	0.0	187	37.6	1	0.5		*	Quasi-complete separation of data points detected.				*	ERROR: Error in computing the link function, its derivatives, or the variance function.			0.00		Algorithm converged.	0.00	NE	0.9999	NE	>999.99		Algorithm converged.	0.00	NE
Gastrointestinal disorders	Impaired gastric emptying	3	196	39.6	0	0.0	186	37.3	0	0.0	NE			NE	NE	NE		NE	NE	NE	NE		NE	NE	NE	NE		NE		NE	NE	NE
Gastrointestinal disorders	Impaired gastric emptying	4-5	112	22.6	0	0.0	125	25.1	0	0.0	NE			NE	NE	NE		NE	NE	NE	NE		NE	NE	NE	NE		NE		NE	NE	NE
Gastrointestinal disorders	Intestinal obstruction	1-2	187	37.8	0	0.0	187	37.6	0	0.0	NE			NE	NE	NE		NE	NE	NE	NE		NE	NE	NE	NE	NE	NE		NE	NE	NE
Gastrointestinal disorders	Intestinal obstruction	3	196	39.6	1	0.5	186	37.3	1	0.5	0.95		Convergence criterion (GCONV=1E-8) satisfied.	0.06	15.28	0.000		Algorithm converged.	-0.015	0.014	0.95		Algorithm converged.	0.06	15.06	0.9704		1.05		Algorithm converged.	0.07	16.72
Gastrointestinal disorders	Intestinal obstruction	4-5	112	22.6	0	0.0	125	25.1	0	0.0	NE			NE	NE	NE		NE	NE	NE	NE		NE	NE	NE	NE		NE		NE	NE	NE
Gastrointestinal disorders	Intestinal perforation	1-2	187	37.8	1	0.5	187	37.6	1	0.5	1.00		Convergence criterion (GCONV=1E-8) satisfied.	0.06	16.11	0.000		Algorithm converged.	-0.015	0.015	1.00		Algorithm converged.	0.06	15.87	1.0000	NE	1.00		Algorithm converged.	0.06	15.87
Gastrointestinal disorders	Intestinal perforation	3	196	39.6	0	0.0	186	37.3	0	0.0	NE			NE	NE	NE		NE	NE	NE	NE		NE	NE	NE	NE		NE		NE	NE	NE
Gastrointestinal disorders	Intestinal perforation	4-5	112	22.6	2	1.8	125	25.1	0	0.0		*	Quasi-complete separation of data points detected.				*	ERROR: The mean parameter is either invalid or at a limit of its range for some observations.			NE		Algorithm converged.	NE	NE	NE		NE		Algorithm converged.	NE	NE
Gastrointestinal disorders	Intra-abdominal haemorrhage	1-2	187	37.8	0	0.0	187	37.6	0	0.0	NE			NE	NE	NE		NE	NE	NE	NE		NE	NE	NE	NE	NE	NE		NE	NE	NE
Gastrointestinal disorders	Intra-abdominal haemorrhage	3	196	39.6	0	0.0	186	37.3	0	0.0	NE			NE	NE	NE		NE	NE	NE	NE		NE	NE	NE	NE		NE		NE	NE	NE
Gastrointestinal disorders	Intra-abdominal haemorrhage	4-5	112	22.6	0	0.0	125	25.1	1	0.8		*	Quasi-complete separation of data points detected.				*	WARNING: The relative Hessian convergence criterion of 16.316112867 is greater than the limit of 0.0001. The convergence is questionable.			0.00		Algorithm converged.	0.00	NE	0.9999		>999.99		Algorithm converged.	0.00	NE
Gastrointestinal disorders	Large intestinal haemorrhage	1-2	187	37.8	0	0.0	187	37.6	0	0.0	NE			NE	NE	NE		NE	NE	NE	NE		NE	NE	NE	NE	NE	NE		NE	NE	NE
Gastrointestinal disorders	Large intestinal haemorrhage	3	196	39.6	1	0.5	186	37.3	0	0.0		*	Quasi-complete separation of data points detected.				*	ERROR: The mean parameter is either invalid or at a limit of its range for some observations.			NE		Algorithm converged.	NE	NE	NE		NE		Algorithm converged.	NE	NE
Gastrointestinal disorders	Large intestinal haemorrhage	4-5	112	22.6	0	0.0	125	25.1	0	0.0	NE			NE	NE	NE		NE	NE	NE	NE		NE	NE	NE	NE		NE		NE	NE	NE
Gastrointestinal disorders	Nausea	1-2	187	37.8	1	0.5	187	37.6	0	0.0		*	Quasi-complete separation of data points detected.				*	ERROR: The mean parameter is either invalid or at a limit of its range for some observations.			NE		Algorithm converged.	NE	NE	NE	0.6047	NE		Algorithm converged.	NE	NE
Gastrointestinal disorders	Nausea	3	196	39.6	3	1.5	186	37.3	1	0.5	2.88		Convergence criterion (GCONV=1E-8) satisfied.	0.30	27.89	0.010		Algorithm converged.	-0.010	0.030	2.85		Algorithm converged.	0.30	27.13	0.3630		0.35		Algorithm converged.	0.04	3.35
Gastrointestinal disorders	Nausea	4-5	112	22.6	1	0.9	125	25.1	1	0.8	1.12		Convergence criterion (GCONV=1E-8) satisfied.	0.07	18.07	0.001		Algorithm converged.	-0.022	0.024	1.12		Algorithm converged.	0.07	17.63	0.9378		0.90		Algorithm converged.	0.06	14.16
Gastrointestinal disorders	Necrotising colitis	1-2	187	37.8	0	0.0	187	37.6	0	0.0	NE			NE	NE	NE		NE	NE	NE	NE		NE	NE	NE	NE	NE	NE		NE	NE	NE
Gastrointestinal disorders	Necrotising colitis	3	196	39.6	0	0.0	186	37.3	0	0.0	NE			NE	NE	NE		NE	NE	NE	NE		NE	NE	NE	NE		NE		NE	NE	NE
Gastrointestinal disorders	Necrotising colitis	4-5	112	22.6	1	0.9	125	25.1	0	0.0		*	Quasi-complete separation of data points detected.				*	WARNING: The relative Hessian convergence criterion of 18.712481801 is greater than the limit of 0.0001. The convergence is questionable.			NE		Algorithm converged.	NE	NE	NE		NE		Algorithm converged.	NE	NE
Gastrointestinal disorders	Neutropenic colitis	1-2	187	37.8	1	0.5	187	37.6	0	0.0		*	Quasi-complete separation of data points detected.				*	ERROR: The mean parameter is either invalid or at a limit of its range for some observations.			NE		Algorithm converged.	NE	NE	NE	NE	NE		Algorithm converged.	NE	NE
Gastrointestinal disorders	Neutropenic colitis	3	196	39.6	0	0.0	186	37.3	0	0.0	NE			NE	NE	NE		NE	NE	NE	NE		NE	NE	NE	NE		NE		NE	NE	NE
Gastrointestinal disorders	Neutropenic colitis	4-5	112	22.6	0	0.0	125	25.1	0	0.0	NE			NE	NE	NE		NE	NE	NE	NE		NE	NE	NE	NE		NE		NE	NE	NE
Gastrointestinal disorders	Obstruction gastric	1-2	187	37.8	0	0.0	187	37.6	1	0.5		*	Quasi-complete separation of data points detected.				*	ERROR: Error in computing the link function, its derivatives, or the variance function.			0.00		Algorithm converged.	0.00	NE	0.9999	NE	>999.99		Algorithm converged.	0.00	NE
Gastrointestinal disorders	Obstruction gastric	3	196	39.6	0	0.0	186	37.3	0	0.0	NE			NE	NE	NE		NE	NE	NE	NE		NE	NE	NE	NE		NE		NE	NE	NE
Gastrointestinal disorders	Obstruction gastric	4-5	112	22.6	0	0.0	125	25.1	0	0.0	NE			NE	NE	NE		NE	NE	NE	NE		NE	NE	NE	NE		NE		NE	NE	NE
Gastrointestinal disorders	Pancreatic disorder	1-2	187	37.8	0	0.0	187	37.6	1	0.5		*	Quasi-complete separation of data points detected.				*	ERROR: Error in computing the link function, its derivatives, or the variance function.			0.00		Algorithm converged.	0.00	NE	0.9999	NE	>999.99		Algorithm converged.	0.00	NE
Gastrointestinal disorders	Pancreatic disorder	3	196	39.6	0	0.0	186	37.3	0	0.0	NE			NE	NE	NE		NE	NE	NE	NE		NE	NE	NE	NE		NE		NE	NE	NE
Gastrointestinal disorders	Pancreatic disorder	4-5	112	22.6	0	0.0	125	25.1	0	0.0	NE			NE	NE	NE		NE	NE	NE	NE		NE	NE	NE	NE		NE		NE	NE	NE
Gastrointestinal disorders	Pancreatitis	1-2	187	37.8	0	0.0	187	37.6	1	0.5		*	Quasi-complete separation of data points detected.				*	ERROR: Error in computing the link function, its derivatives, or the variance function.			0.00		Algorithm converged.	0.00	NE	0.9999	NE	>999.99		Algorithm converged.	0.00	NE
Gastrointestinal disorders	Pancreatitis	3	196	39.6	0	0.0	186	37.3	0	0.0	NE			NE	NE	NE		NE	NE	NE	NE		NE	NE	NE	NE		NE		NE	NE	NE
Gastrointestinal disorders	Pancreatitis	4-5	112	22.6	1	0.9	125	25.1	0	0.0		*	Quasi-complete separation of data points detected.				*	WARNING: The relative Hessian convergence criterion of 18.712481867 is greater than the limit of 0.0001. The convergence is questionable.			NE		Algorithm converged.	NE	NE	NE		NE		Algorithm converged.	NE	NE
Gastrointestinal disorders	Small intestinal obstruction	1-2	187	37.8	0	0.0	187	37.6	1	0.5		*	Quasi-complete separation of data points detected.				*	ERROR: Error in computing the link function, its derivatives, or the variance function.			0.00		Algorithm converged.	0.00	NE	0.9999	NE	>999.99		Algorithm converged.	0.00	NE
Gastrointestinal disorders	Small intestinal obstruction	3	196	39.6	0	0.0	186	37.3	1	0.5		*	Quasi-complete separation of data points detected.				*	ERROR: Error in computing the link function, its derivatives, or the variance function.			0.00		Algorithm converged.	0.00	NE	1.0000		>999.99		Algorithm converged.	0.00	NE
Gastrointestinal disorders	Small intestinal obstruction	4-5	112	22.6	0	0.0	125	25.1	3	2.4		*	Quasi-complete separation of data points detected.				*	WARNING: The relative Hessian convergence criterion of 7.6329170928 is greater than the limit of 0.0001. The convergence is questionable.			0.00		Algorithm converged.	0.00	NE	0.9999		>999.99		Algorithm converged.	0.00	NE
Gastrointestinal disorders	Small intestinal perforation	1-2	187	37.8	0	0.0	187	37.6	0	0.0	NE			NE	NE	NE		NE	NE	NE	NE		NE	NE	NE	NE	NE	NE		NE	NE	NE
Gastrointestinal disorders	Small intestinal perforation	3	196	39.6	0	0.0	186	37.3	0	0.0	NE			NE	NE	NE		NE	NE	NE	NE		NE	NE	NE	NE		NE		NE	NE	NE
Gastrointestinal disorders	Small intestinal perforation	4-5	112	22.6	0	0.0	125	25.1	1	0.8		*	Quasi-complete separation of data points detected.				*	WARNING: The relative Hessian convergence criterion of 16.316112867 is greater than the limit of 0.0001. The convergence is questionable.			0.00		Algorithm converged.	0.00	NE	0.9999		>999.99		Algorithm converged.	0.00	NE
Gastrointestinal disorders	Stomatitis	1-2	187	37.8	1	0.5	187	37.6	0	0.0		*	Quasi-complete separation of data points detected.				*	WARNING: Negative of Hessian not positive definite.			NE		Algorithm converged.	NE	NE	NE	0.4496	NE		Algorithm converged.	NE	NE
Gastrointestinal disorders	Stomatitis	3	196	39.6	1	0.5	186	37.3	0	0.0		*	Quasi-complete separation of data points detected.				*	ERROR: The mean parameter is either invalid or at a limit of its range for some observations.			NE		Algorithm converged.	NE	NE	NE		NE		Algorithm converged.	NE	NE
Gastrointestinal disorders	Stomatitis	4-5	112	22.6	1	0.9	125	25.1	1	0.8	1.12		Convergence criterion (GCONV=1E-8) satisfied.	0.07	18.07	0.001		Algorithm converged.	-0.022	0.024	1.12		Algorithm converged.	0.07	17.63	0.9378		0.90		Algorithm converged.	0.06	14.16
Gastrointestinal disorders	Subileus	1-2	187	37.8	0	0.0	187	37.6	0	0.0	NE			NE	NE	NE		NE	NE	NE	NE		NE	NE	NE	NE	NE	NE		NE	NE	NE
Gastrointestinal disorders	Subileus	3	196	39.6	0	0.0	186	37.3	1	0.5		*	Quasi-complete separation of data points detected.				*	ERROR: Error in computing the link function, its derivatives, or the variance function.			0.00		Algorithm converged.	0.00	NE	1.0000		>999.99		Algorithm converged.	0.00	NE
Gastrointestinal disorders	Subileus	4-5	112	22.6	1	0.9	125	25.1	0	0.0		*	Quasi-complete separation of data points detected.				*	WARNING: The relative Hessian convergence criterion of 18.712481934 is greater than the limit of 0.0001. The convergence is questionable.			NE		Algorithm converged.	NE	NE	NE		NE		Algorithm converged.	NE	NE
Gastrointestinal disorders	Tooth loss	1-2	187	37.8	1	0.5	187	37.6	0	0.0		*	Quasi-complete separation of data points detected.				*	ERROR: The mean parameter is either invalid or at a limit of its range for some observations.			NE		Algorithm converged.	NE	NE	NE	NE	NE		Algorithm converged.	NE	NE
Gastrointestinal disorders	Tooth loss	3	196	39.6	0	0.0	186	37.3	1	0.5		*	Quasi-complete separation of data points detected.				*	ERROR: Error in computing the link function, its derivatives, or the variance function.			0.00		Algorithm converged.	0.00	NE	1.0000		>999.99		Algorithm converged.	0.00	NE
Gastrointestinal disorders	Tooth loss	4-5	112	22.6	0	0.0	125	25.1	0	0.0	NE			NE	NE	NE		NE	NE	NE	NE		NE	NE	NE	NE		NE		NE	NE	NE
Gastrointestinal disorders	Upper gastrointestinal haemorrhage	1-2	187	37.8	0	0.0	187	37.6	0	0.0	NE			NE	NE	NE		NE	NE	NE	NE		NE	NE	NE	NE	NE	NE		NE	NE	NE
Gastrointestinal disorders	Upper gastrointestinal haemorrhage	3	196	39.6	1	0.5	186	37.3	0	0.0		*	Quasi-complete separation of data points detected.				*	ERROR: The mean parameter is either invalid or at a limit of its range for some observations.			NE		Algorithm converged.	NE	NE	NE		NE		Algorithm converged.	NE	NE
Gastrointestinal disorders	Upper gastrointestinal haemorrhage	4-5	112	22.6	0	0.0	125	25.1	0	0.0	NE			NE	NE	NE		NE	NE	NE	NE		NE	NE	NE	NE		NE		NE	NE	NE
Gastrointestinal disorders	Vomiting	1-2	187	37.8	1	0.5	187	37.6	1	0.5	1.00		Convergence criterion (GCONV=1E-8) satisfied.	0.06	16.11	0.000		Algorithm converged.	-0.015	0.015	1.00		Algorithm converged.	0.06	15.87	1.0000	0.5989	1.00		Algorithm converged.	0.06	15.87
Gastrointestinal disorders	Vomiting	3	196	39.6	1	0.5	186	37.3	0	0.0		*	Quasi-complete separation of data points detected.				*	ERROR: The mean parameter is either invalid or at a limit of its range for some observations.			NE		Algorithm converged.	NE	NE	NE		NE		Algorithm converged.	NE	NE
Gastrointestinal disorders	Vomiting	4-5	112	22.6	3	2.7	125	25.1	2	1.6	1.69		Convergence criterion (GCONV=1E-8) satisfied.	0.28	10.32	0.011		Algorithm converged.	-0.026	0.048	1.67		Algorithm converged.	0.28	9.84	0.5685		0.60		Algorithm converged.	0.10	3.51
General disorders and administration site conditions		1-2	187	37.8	7	3.7	187	37.6	12	6.4	0.57		Convergence criterion (GCONV=1E-8) satisfied.	0.22	1.47	-0.027		Algorithm converged.	-0.071	0.018	0.58		Algorithm converged.	0.23	1.45	0.2456	0.1544	1.71		Algorithm converged.	0.69	4.26
General disorders and administration site conditions		3	196	39.6	14	7.1	186	37.3	7	3.8	1.97		Convergence criterion (GCONV=1E-8) satisfied.	0.78	4.99	0.034		Algorithm converged.	-0.011	0.079	1.90		Algorithm converged.	0.78	4.60	0.1558		0.53		Algorithm converged.	0.22	1.28
General disorders and administration site conditions		4-5	112	22.6	9	8.0	125	25.1	7	5.6	1.47		Convergence criterion (GCONV=1E-8) satisfied.	0.53	4.09	0.024		Algorithm converged.	-0.040	0.089	1.43		Algorithm converged.	0.55	3.73	0.4582		0.70		Algorithm converged.	0.27	1.81
General disorders and administration site conditions	Asthenia	1-2	187	37.8	1	0.5	187	37.6	0	0.0		*	Quasi-complete separation of data points detected.				*	ERROR: The mean parameter is either invalid or at a limit of its range for some observations.			NE		Algorithm converged.	NE	NE	NE	0.7654	NE		Algorithm converged.	NE	NE
General disorders and administration site conditions	Asthenia	3	196	39.6	3	1.5	186	37.3	1	0.5	2.88		Convergence criterion (GCONV=1E-8) satisfied.	0.30	27.89	0.010		Algorithm converged.	-0.010	0.030	2.85		Algorithm converged.	0.30	27.13	0.3630		0.35		Algorithm converged.	0.04	3.35
General disorders and administration site conditions	Asthenia	4-5	112	22.6	3	2.7	125	25.1	1	0.8	3.41		Convergence criterion (GCONV=1E-8) satisfied.	0.35	33.28	0.019		Algorithm converged.	-0.015	0.053	3.35		Algorithm converged.	0.35	31.73	0.2922		0.30		Algorithm converged.	0.03	2.83
General disorders and administration site conditions	Cardiac death	1-2	187	37.8	1	0.5	187	37.6	0	0.0		*	Quasi-complete separation of data points detected.				*	ERROR: The mean parameter is either invalid or at a limit of its range for some observations.			NE		Algorithm converged.	NE	NE	NE	NE	NE		Algorithm converged.	NE	NE
General disorders and administration site conditions	Cardiac death	3	196	39.6	0	0.0	186	37.3	0	0.0	NE			NE	NE	NE		NE	NE	NE	NE		NE	NE	NE	NE		NE		NE	NE	NE
General disorders and administration site conditions	Cardiac death	4-5	112	22.6	0	0.0	125	25.1	0	0.0	NE			NE	NE	NE		NE	NE	NE	NE		NE	NE	NE	NE		NE		NE	NE	NE
General disorders and administration site conditions	Catheter site haemorrhage	1-2	187	37.8	0	0.0	187	37.6	0	0.0	NE			NE	NE	NE		NE	NE	NE	NE		NE	NE	NE	NE	NE	NE		NE	NE	NE
General disorders and administration site conditions	Catheter site haemorrhage	3	196	39.6	0	0.0	186	37.3	0	0.0	NE			NE	NE	NE		NE	NE	NE	NE		NE	NE	NE	NE		NE		NE	NE	NE
General disorders and administration site conditions	Catheter site haemorrhage	4-5	112	22.6	0	0.0	125	25.1	1	0.8		*	Quasi-complete separation of data points detected.				*	WARNING: The relative Hessian convergence criterion of 16.316112867 is greater than the limit of 0.0001. The convergence is questionable.			0.00		Algorithm converged.	0.00	NE	0.9999		>999.99		Algorithm converged.	0.00	NE
General disorders and administration site conditions	Chest discomfort	1-2	187	37.8	0	0.0	187	37.6	0	0.0	NE			NE	NE	NE		NE	NE	NE	NE		NE	NE	NE	NE	NE	NE		NE	NE	NE
General disorders and administration site conditions	Chest discomfort	3	196	39.6	0	0.0	186	37.3	1	0.5		*	Quasi-complete separation of data points detected.				*	ERROR: Error in computing the link function, its derivatives, or the variance function.			0.00		Algorithm converged.	0.00	NE	1.0000		>999.99		Algorithm converged.	0.00	NE
General disorders and administration site conditions	Chest discomfort	4-5	112	22.6	0	0.0	125	25.1	0	0.0	NE			NE	NE	NE		NE	NE	NE	NE		NE	NE	NE	NE		NE		NE	NE	NE
General disorders and administration site conditions	Chest pain	1-2	187	37.8	1	0.5	187	37.6	0	0.0		*	Quasi-complete separation of data points detected.				*	ERROR: The mean parameter is either invalid or at a limit of its range for some observations.			NE		Algorithm converged.	NE	NE	NE	NE	NE		Algorithm converged.	NE	NE
General disorders and administration site conditions	Chest pain	3	196	39.6	0	0.0	186	37.3	1	0.5		*	Quasi-complete separation of data points detected.				*	ERROR: Error in computing the link function, its derivatives, or the variance function.			0.00		Algorithm converged.	0.00	NE	1.0000		>999.99		Algorithm converged.	0.00	NE
General disorders and administration site conditions	Chest pain	4-5	112	22.6	0	0.0	125	25.1	0	0.0	NE			NE	NE	NE		NE	NE	NE	NE		NE	NE	NE	NE		NE		NE	NE	NE
General disorders and administration site conditions	Chills	1-2	187	37.8	0	0.0	187	37.6	1	0.5		*	Quasi-complete separation of data points detected.				*	ERROR: Error in computing the link function, its derivatives, or the variance function.			0.00		Algorithm converged.	0.00	NE	0.9999	0.6022	>999.99		Algorithm converged.	0.00	NE
General disorders and administration site conditions	Chills	3	196	39.6	1	0.5	186	37.3	1	0.5	0.95		Convergence criterion (GCONV=1E-8) satisfied.	0.06	15.28	0.000		Algorithm converged.	-0.015	0.014	0.95		Algorithm converged.	0.06	15.06	0.9704		1.05		Algorithm converged.	0.07	16.72
General disorders and administration site conditions	Chills	4-5	112	22.6	0	0.0	125	25.1	0	0.0	NE			NE	NE	NE		NE	NE	NE	NE		NE	NE	NE	NE		NE		NE	NE	NE
General disorders and administration site conditions	Death	1-2	187	37.8	1	0.5	187	37.6	0	0.0		*	Quasi-complete separation of data points detected.				*	WARNING: Negative of Hessian not positive definite.			NE		Algorithm converged.	NE	NE	NE	0.3553	NE		Algorithm converged.	NE	NE
General disorders and administration site conditions	Death	3	196	39.6	2	1.0	186	37.3	0	0.0		*	Quasi-complete separation of data points detected.				*	WARNING: The relative Hessian convergence criterion of 14.688690926 is greater than the limit of 0.0001. The convergence is questionable.			NE		Algorithm converged.	NE	NE	NE		NE		Algorithm converged.	NE	NE

General disorders and administration site conditions	Death	4-5	112	22.6	1	0.9	125	25.1	1	0.8	1.12		Convergence criterion (GCONV=1E-8) satisfied.	0.07	18.07	0.001		Algorithm converged.	-0.022	0.024	1.12		Algorithm converged.	0.07	17.63	0.9378		0.90		Algorithm converged.	0.06	14.16
General disorders and administration site conditions	Device related thrombosis	1-2	187	37.8	0	0.0	187	37.6	0	0.0	NE			NE	NE	NE		NE	NE	NE	NE		NE	NE	NE	NE	NE	NE		NE	NE	NE
General disorders and administration site conditions	Device related thrombosis	3	196	39.6	0	0.0	186	37.3	1	0.5		*	Quasi-complete separation of data points detected.				*	ERROR: Error in computing the link function, its derivatives, or the variance function.			0.00		Algorithm converged.	0.00	NE	1.0000		>999.99		Algorithm converged.	0.00	NE
General disorders and administration site conditions	Device related thrombosis	4-5	112	22.6	0	0.0	125	25.1	0	0.0	NE			NE	NE	NE		NE	NE	NE	NE		NE	NE	NE	NE		NE		NE	NE	NE
General disorders and administration site conditions	Fatigue	1-2	187	37.8	1	0.5	187	37.6	8	4.3	0.12		Convergence criterion (GCONV=1E-8) satisfied.	0.01	0.97	-0.037		Algorithm converged.	-0.068	-0.007	0.13		Algorithm converged.	0.02	0.99	0.0488	0.1076	8.00		Algorithm converged.	1.01	63.33
General disorders and administration site conditions	Fatigue	3	196	39.6	2	1.0	186	37.3	2	1.1	0.95		Convergence criterion (GCONV=1E-8) satisfied.	0.13	6.80	-0.001		Algorithm converged.	-0.021	0.020	0.95		Algorithm converged.	0.14	6.67	0.9580		1.05		Algorithm converged.	0.15	7.40
General disorders and administration site conditions	Fatigue	4-5	112	22.6	2	1.8	125	25.1	1	0.8	2.25		Convergence criterion (GCONV=1E-8) satisfied.	0.20	25.21	0.010		Algorithm converged.	-0.019	0.039	2.23		Algorithm converged.	0.21	24.28	0.5097		0.45		Algorithm converged.	0.04	4.87
General disorders and administration site conditions	General physical health deterioration	1-2	187	37.8	0	0.0	187	37.6	1	0.5		*	Quasi-complete separation of data points detected.				*	ERROR: Error in computing the link function, its derivatives, or the variance function.			0.00		Algorithm converged.	0.00	NE	0.9999	NE	>999.99		Algorithm converged.	0.00	NE
General disorders and administration site conditions	General physical health deterioration	3	196	39.6	0	0.0	186	37.3	0	0.0	NE			NE	NE	NE		NE	NE	NE	NE		NE	NE	NE	NE		NE		NE	NE	NE
General disorders and administration site conditions	General physical health deterioration	4-5	112	22.6	0	0.0	125	25.1	0	0.0	NE			NE	NE	NE		NE	NE	NE	NE		NE	NE	NE	NE		NE		NE	NE	NE
General disorders and administration site conditions	Ill-defined disorder	1-2	187	37.8	0	0.0	187	37.6	0	0.0	NE			NE	NE	NE		NE	NE	NE	NE		NE	NE	NE	NE	NE	NE		NE	NE	NE
General disorders and administration site conditions	Ill-defined disorder	3	196	39.6	0	0.0	186	37.3	1	0.5		*	Quasi-complete separation of data points detected.				*	ERROR: Error in computing the link function, its derivatives, or the variance function.			0.00		Algorithm converged.	0.00	NE	1.0000		>999.99		Algorithm converged.	0.00	NE
General disorders and administration site conditions	Ill-defined disorder	4-5	112	22.6	0	0.0	125	25.1	0	0.0	NE			NE	NE	NE		NE	NE	NE	NE		NE	NE	NE	NE		NE		NE	NE	NE
General disorders and administration site conditions	Infusion site extravasation	1-2	187	37.8	0	0.0	187	37.6	0	0.0	NE			NE	NE	NE		NE	NE	NE	NE		NE	NE	NE	NE	NE	NE		NE	NE	NE
General disorders and administration site conditions	Infusion site extravasation	3	196	39.6	0	0.0	186	37.3	0	0.0	NE			NE	NE	NE		NE	NE	NE	NE		NE	NE	NE	NE		NE		NE	NE	NE
General disorders and administration site conditions	Infusion site extravasation	4-5	112	22.6	1	0.9	125	25.1	0	0.0		*	Quasi-complete separation of data points detected.				*	WARNING: The relative Hessian convergence criterion of 18.712481934 is greater than the limit of 0.0001. The convergence is questionable.			NE		Algorithm converged.	NE	NE	NE		NE		Algorithm converged.	NE	NE
General disorders and administration site conditions	Injection site extravasation	1-2	187	37.8	0	0.0	187	37.6	0	0.0	NE			NE	NE	NE		NE	NE	NE	NE		NE	NE	NE	NE	NE	NE		NE	NE	NE
General disorders and administration site conditions	Injection site extravasation	3	196	39.6	0	0.0	186	37.3	0	0.0	NE			NE	NE	NE		NE	NE	NE	NE		NE	NE	NE	NE		NE		NE	NE	NE
General disorders and administration site conditions	Injection site extravasation	4-5	112	22.6	0	0.0	125	25.1	1	0.8		*	Quasi-complete separation of data points detected.				*	WARNING: The relative Hessian convergence criterion of 16.31611281 is greater than the limit of 0.0001. The convergence is questionable.			0.00		Algorithm converged.	0.00	NE	0.9999		>999.99		Algorithm converged.	0.00	NE
General disorders and administration site conditions	Malaise	1-2	187	37.8	0	0.0	187	37.6	0	0.0	NE			NE	NE	NE		NE	NE	NE	NE		NE	NE	NE	NE	NE	NE		NE	NE	NE
General disorders and administration site conditions	Malaise	3	196	39.6	0	0.0	186	37.3	0	0.0	NE			NE	NE	NE		NE	NE	NE	NE		NE	NE	NE	NE		NE		NE	NE	NE
General disorders and administration site conditions	Malaise	4-5	112	22.6	0	0.0	125	25.1	1	0.8		*	Quasi-complete separation of data points detected.				*	WARNING: The relative Hessian convergence criterion of 16.316112867 is greater than the limit of 0.0001. The convergence is questionable.			0.00		Algorithm converged.	0.00	NE	0.9999		>999.99		Algorithm converged.	0.00	NE
General disorders and administration site conditions	Mucosal inflammation	1-2	187	37.8	0	0.0	187	37.6	0	0.0	NE			NE	NE	NE		NE	NE	NE	NE		NE	NE	NE	NE	0.5593	NE		NE	NE	NE
General disorders and administration site conditions	Mucosal inflammation	3	196	39.6	1	0.5	186	37.3	1	0.5	0.95		Convergence criterion (GCONV=1E-8) satisfied.	0.06	15.28	0.000		Algorithm converged.	-0.015	0.014	0.95		Algorithm converged.	0.06	15.06	0.9704		1.05		Algorithm converged.	0.07	16.72
General disorders and administration site conditions	Mucosal inflammation	4-5	112	22.6	1	0.9	125	25.1	0	0.0		*	Quasi-complete separation of data points detected.				*	ERROR: Error in computing the link function, its derivatives, or the variance function.			NE		Algorithm converged.	NE	NE	NE		NE		Algorithm converged.	NE	NE
General disorders and administration site conditions	Multiple organ dysfunction syndrome	1-2	187	37.8	0	0.0	187	37.6	0	0.0	NE			NE	NE	NE		NE	NE	NE	NE		NE	NE	NE	NE	NE	NE		NE	NE	NE
General disorders and administration site conditions	Multiple organ dysfunction syndrome	3	196	39.6	0	0.0	186	37.3	0	0.0	NE			NE	NE	NE		NE	NE	NE	NE		NE	NE	NE	NE		NE		NE	NE	NE
General disorders and administration site conditions	Multiple organ dysfunction syndrome	4-5	112	22.6	0	0.0	125	25.1	1	0.8		*	Quasi-complete separation of data points detected.				*	WARNING: The relative Hessian convergence criterion of 16.316112867 is greater than the limit of 0.0001. The convergence is questionable.			0.00		Algorithm converged.	0.00	NE	0.9999		>999.99		Algorithm converged.	0.00	NE
General disorders and administration site conditions	Oedema	1-2	187	37.8	0	0.0	187	37.6	0	0.0	NE			NE	NE	NE		NE	NE	NE	NE		NE	NE	NE	NE	NE	NE		NE	NE	NE
General disorders and administration site conditions	Oedema	3	196	39.6	1	0.5	186	37.3	0	0.0		*	Quasi-complete separation of data points detected.				*	ERROR: The mean parameter is either invalid or at a limit of its range for some observations.			NE		Algorithm converged.	NE	NE	NE		NE		Algorithm converged.	NE	NE
General disorders and administration site conditions	Oedema	4-5	112	22.6	0	0.0	125	25.1	0	0.0	NE			NE	NE	NE		NE	NE	NE	NE		NE	NE	NE	NE		NE		NE	NE	NE
General disorders and administration site conditions	Oedema peripheral	1-2	187	37.8	0	0.0	187	37.6	1	0.5		*	Quasi-complete separation of data points detected.				*	ERROR: Error in computing the link function, its derivatives, or the variance function.			0.00		Algorithm converged.	0.00	NE	0.9999	NE	>999.99		Algorithm converged.	0.00	NE
General disorders and administration site conditions	Oedema peripheral	3	196	39.6	1	0.5	186	37.3	0	0.0		*	Quasi-complete separation of data points detected.				*	ERROR: The mean parameter is either invalid or at a limit of its range for some observations.			NE		Algorithm converged.	NE	NE	NE		NE		Algorithm converged.	NE	NE
General disorders and administration site conditions	Oedema peripheral	4-5	112	22.6	0	0.0	125	25.1	0	0.0	NE			NE	NE	NE		NE	NE	NE	NE		NE	NE	NE	NE		NE		NE	NE	NE
General disorders and administration site conditions	Pain	1-2	187	37.8	1	0.5	187	37.6	0	0.0		*	Quasi-complete separation of data points detected.				*	ERROR: The mean parameter is either invalid or at a limit of its range for some observations.			NE		Algorithm converged.	NE	NE	NE	NE	NE		Algorithm converged.	NE	NE
General disorders and administration site conditions	Pain	3	196	39.6	2	1.0	186	37.3	0	0.0		*	Quasi-complete separation of data points detected.				*	ERROR: Error in computing the link function, its derivatives, or the variance function.			NE		Algorithm converged.	NE	NE	NE		NE		Algorithm converged.	NE	NE
General disorders and administration site conditions	Pain	4-5	112	22.6	0	0.0	125	25.1	0	0.0	NE			NE	NE	NE		NE	NE	NE	NE		NE	NE	NE	NE		NE		NE	NE	NE
General disorders and administration site conditions	Pyrexia	1-2	187	37.8	2	1.1	187	37.6	0	0.0		*	Quasi-complete separation of data points detected.				*	ERROR: Error in computing the link function, its derivatives, or the variance function.			NE		Algorithm converged.	NE	NE	NE	0.2914	NE		Algorithm converged.	NE	NE
General disorders and administration site conditions	Pyrexia	3	196	39.6	2	1.0	186	37.3	0	0.0		*	Quasi-complete separation of data points detected.				*	ERROR: The mean parameter is either invalid or at a limit of its range for some observations.			NE		Algorithm converged.	NE	NE	NE		NE		Algorithm converged.	NE	NE
General disorders and administration site conditions	Pyrexia	4-5	112	22.6	1	0.9	125	25.1	1	0.8	1.12		Convergence criterion (GCONV=1E-8) satisfied.	0.07	18.07	0.001		Algorithm converged.	-0.022	0.024	1.12		Algorithm converged.	0.07	17.63	0.9378		0.90		Algorithm converged.	0.06	14.16
General disorders and administration site conditions	Ulcer	1-2	187	37.8	0	0.0	187	37.6	0	0.0	NE			NE	NE	NE		NE	NE	NE	NE		NE	NE	NE	NE	NE	NE		NE	NE	NE
General disorders and administration site conditions	Ulcer	3	196	39.6	1	0.5	186	37.3	0	0.0		*	Quasi-complete separation of data points detected.				*	ERROR: The mean parameter is either invalid or at a limit of its range for some observations.			NE		Algorithm converged.	NE	NE	NE		NE		Algorithm converged.	NE	NE
General disorders and administration site conditions	Ulcer	4-5	112	22.6	0	0.0	125	25.1	0	0.0	NE			NE	NE	NE		NE	NE	NE	NE		NE	NE	NE	NE		NE		NE	NE	NE
General disorders and administration site conditions	Vascular stent thrombosis	1-2	187	37.8	0	0.0	187	37.6	1	0.5		*	Quasi-complete separation of data points detected.				*	ERROR: Error in computing the link function, its derivatives, or the variance function.			0.00		Algorithm converged.	0.00	NE	0.9999	NE	>999.99		Algorithm converged.	0.00	NE
General disorders and administration site conditions	Vascular stent thrombosis	3	196	39.6	0	0.0	186	37.3	0	0.0	NE			NE	NE	NE		NE	NE	NE	NE		NE	NE	NE	NE		NE		NE	NE	NE
General disorders and administration site conditions	Vascular stent thrombosis	4-5	112	22.6	0	0.0	125	25.1	0	0.0	NE			NE	NE	NE		NE	NE	NE	NE		NE	NE	NE	NE		NE		NE	NE	NE
Hepatobiliary disorders		1-2	187	37.8	0	0.0	187	37.6	0	0.0	NE			NE	NE	NE		NE	NE	NE	NE		NE	NE	NE	NE	0.5963	NE		NE	NE	NE
Hepatobiliary disorders		3	196	39.6	2	1.0	186	37.3	1	0.5	1.91		Convergence criterion (GCONV=1E-8) satisfied.	0.17	21.21	0.005		Algorithm converged.	-0.013	0.022	1.90		Algorithm converged.	0.17	20.76	0.5996		0.53		Algorithm converged.	0.05	5.76
Hepatobiliary disorders		4-5	112	22.6	1	0.9	125	25.1	3	2.4	0.37		Convergence criterion (GCONV=1E-8) satisfied.	0.04	3.57	-0.015		Algorithm converged.	-0.047	0.017	0.37		Algorithm converged.	0.04	3.53	0.3888		2.69		Algorithm converged.	0.28	25.47
Hepatobiliary disorders	Bile duct stenosis	1-2	187	37.8	0	0.0	187	37.6	0	0.0	NE			NE	NE	NE		NE	NE	NE	NE		NE	NE	NE	NE	NE	NE		NE	NE	NE
Hepatobiliary disorders	Bile duct stenosis	3	196	39.6	0	0.0	186	37.3	0	0.0	NE			NE	NE	NE		NE	NE	NE	NE		NE	NE	NE	NE		NE		NE	NE	NE
Hepatobiliary disorders	Bile duct stenosis	4-5	112	22.6	0	0.0	125	25.1	1	0.8		*	Quasi-complete separation of data points detected.				*	WARNING: The relative Hessian convergence criterion of 16.31611281 is greater than the limit of 0.0001. The convergence is questionable.			0.00		Algorithm converged.	0.00	NE	0.9999		>999.99		Algorithm converged.	0.00	NE
Hepatobiliary disorders	Biliary obstruction	1-2	187	37.8	0	0.0	187	37.6	0	0.0	NE			NE	NE	NE		NE	NE	NE	NE		NE	NE	NE	NE	NE	NE		NE	NE	NE
Hepatobiliary disorders	Biliary obstruction	3	196	39.6	0	0.0	186	37.3	0	0.0	NE			NE	NE	NE		NE	NE	NE	NE		NE	NE	NE	NE		NE		NE	NE	NE
Hepatobiliary disorders	Biliary obstruction	4-5	112	22.6	1	0.9	125	25.1	0	0.0		*	Quasi-complete separation of data points detected.				*	WARNING: The relative Hessian convergence criterion of 18.712481801 is greater than the limit of 0.0001. The convergence is questionable.			NE		Algorithm converged.	NE	NE	NE		NE		Algorithm converged.	NE	NE
Hepatobiliary disorders	Cholangitis	1-2	187	37.8	0	0.0	187	37.6	0	0.0	NE			NE	NE	NE		NE	NE	NE	NE		NE	NE	NE	NE	NE	NE		NE	NE	NE
Hepatobiliary disorders	Cholangitis	3	196	39.6	0	0.0	186	37.3	0	0.0	NE			NE	NE	NE		NE	NE	NE	NE		NE	NE	NE	NE		NE		NE	NE	NE
Hepatobiliary disorders	Cholangitis	4-5	112	22.6	0	0.0	125	25.1	1	0.8		*	Quasi-complete separation of data points detected.				*	WARNING: The relative Hessian convergence criterion of 16.316112867 is greater than the limit of 0.0001. The convergence is questionable.			0.00		Algorithm converged.	0.00	NE	0.9999		>999.99		Algorithm converged.	0.00	NE
Hepatobiliary disorders	Cholecystitis acute	1-2	187	37.8	0	0.0	187	37.6	0	0.0	NE			NE	NE	NE		NE	NE	NE	NE		NE	NE	NE	NE	NE	NE		NE	NE	NE
Hepatobiliary disorders	Cholecystitis acute	3	196	39.6	1	0.5	186	37.3	0	0.0		*	Quasi-complete separation of data points detected.				*	ERROR: The mean parameter is either invalid or at a limit of its range for some observations.			NE		Algorithm converged.	NE	NE	NE		NE		Algorithm converged.	NE	NE
Hepatobiliary disorders	Cholecystitis acute	4-5	112	22.6	0	0.0	125	25.1	0	0.0	NE			NE	NE	NE		NE	NE	NE	NE		NE	NE	NE	NE		NE		NE	NE	NE
Hepatobiliary disorders	Cholestasis	1-2	187	37.8	0	0.0	187	37.6	0	0.0	NE			NE	NE	NE		NE	NE	NE	NE		NE	NE	NE	NE	NE	NE		NE	NE	NE
Hepatobiliary disorders	Cholestasis	3	196	39.6	1	0.5	186	37.3	0	0.0		*	Quasi-complete separation of data points detected.				*	ERROR: The mean parameter is either invalid or at a limit of its range for some observations.			NE		Algorithm converged.	NE	NE	NE		NE		Algorithm converged.	NE	NE
Hepatobiliary disorders	Cholestasis	4-5	112	22.6	0	0.0	125	25.1	0	0.0	NE			NE	NE	NE		NE	NE	NE	NE		NE	NE	NE	NE		NE		NE	NE	NE
Hepatobiliary disorders	Hepatic function abnormal	1-2	187	37.8	0	0.0	187	37.6	0	0.0	NE			NE	NE	NE		NE	NE	NE	NE		NE	NE	NE	NE	NE	NE		NE	NE	NE
Hepatobiliary disorders	Hepatic function abnormal	3	196	39.6	0	0.0	186	37.3	0	0.0	NE			NE	NE	NE		NE	NE	NE	NE		NE	NE	NE	NE		NE		NE	NE	NE
Hepatobiliary disorders	Hepatic function abnormal	4-5	112	22.6	0	0.0	125	25.1	1	0.8		*	Quasi-complete separation of data points detected.				*	WARNING: The relative Hessian convergence criterion of 16.316112867 is greater than the limit of 0.0001. The convergence is questionable.			0.00		Algorithm converged.	0.00	NE	0.9999		>999.99		Algorithm converged.	0.00	NE
Hepatobiliary disorders	Hypertransaminasaemia	1-2	187	37.8	0	0.0	187	37.6	0	0.0	NE			NE	NE	NE		NE	NE	NE	NE		NE	NE	NE	NE	NE	NE		NE	NE	NE
Hepatobiliary disorders	Hypertransaminasaemia	3	196	39.6	0	0.0	186	37.3	1	0.5		*	Quasi-complete separation of data points detected.				*	ERROR: Error in computing the link function, its derivatives, or the variance function.			0.00		Algorithm converged.	0.00	NE	1.0000		>999.99		Algorithm converged.	0.00	NE
Hepatobiliary disorders	Hypertransaminasaemia	4-5	112	22.6	0	0.0	125	25.1	0	0.0	NE			NE	NE	NE		NE	NE	NE	NE		NE	NE	NE	NE		NE		NE	NE	NE
Immune system disorders		1-2	187	37.8	0	0.0	187	37.6	0	0.0	NE			NE	NE	NE		NE	NE	NE	NE		NE	NE	NE	NE	1.0000	NE		NE	NE	NE
Immune system disorders		3	196	39.6	0	0.0	186	37.3	0	0.0	NE			NE	NE	NE		NE	NE	NE	NE		NE	NE	NE	NE		NE		NE	NE	NE
Immune system disorders		4-5	112	22.6	1	0.9	125	25.1	1	0.8	1.12		Convergence criterion (GCONV=1E-8) satisfied.	0.07	18.07	0.001		Algorithm converged.	-0.022	0.024	1.12		Algorithm converged.	0.07	17.63	0.9378		0.90		Algorithm converged.	0.06	14.16
Immune system disorders	Haemophagocytic lymphohistiocytosis	1-2	187	37.8	0	0.0	187	37.6	0	0.0	NE			NE	NE	NE		NE	NE	NE	NE		NE	NE	NE	NE	NE	NE		NE	NE	NE
Immune system disorders	Haemophagocytic lymphohistiocytosis	3	196	39.6	0	0.0	186	37.3	0	0.0	NE			NE	NE	NE		NE	NE	NE	NE		NE	NE	NE	NE		NE		NE	NE	NE
Immune system disorders	Haemophagocytic lymphohistiocytosis	4-5	112	22.6	0	0.0	125	25.1	1	0.8		*	Quasi-complete separation of data points detected.				*	WARNING: The relative Hessian convergence criterion of 16.316112867 is greater than the limit of 0.0001. The convergence is questionable.			0.00		Algorithm converged.	0.00	NE	0.9999		>999.99		Algorithm converged.	0.00	NE
Immune system disorders	Hypogammaglobulinaemia	1-2	187	37.8	0	0.0	187	37.6	0	0.0	NE			NE	NE	NE		NE	NE	NE	NE		NE	NE	NE	NE	NE	NE		NE	NE	NE
Immune system disorders	Hypogammaglobulinaemia	3	196	39.6	0	0.0	186	37.3	0	0.0	NE			NE	NE	NE		NE	NE	NE	NE		NE	NE	NE	NE		NE		NE	NE	NE
Immune system disorders	Hypogammaglobulinaemia	4-5	112	22.6	1	0.9	125	25.1	0	0.0		*	Quasi-complete separation of data points detected.				*	WARNING: The relative Hessian convergence criterion of 18.712481734 is greater than the limit of 0.0001. The convergence is questionable.			NE		Algorithm converged.	NE	NE	NE		NE		Algorithm converged.	NE	NE
Infections and infestations		1-2	187	37.8	19	10.2	187	37.6	13	7.0	1.51		Convergence criterion (GCONV=1E-8) satisfied.	0.72	3.16	0.032		Algorithm converged.	-0.025	0.089	1.46		Algorithm converged.	0.74	2.87	0.2710	0.4747	0.68		Algorithm converged.	0.35	1.34
Infections and infestations		3	196	39.6	32	16.3	186	37.3	32	17.2	0.94		Convergence criterion (GCONV=1E-8) satisfied.	0.55	1.61	-0.009		Algorithm converged.	-0.084	0.066	0.95		Algorithm converged.	0.61	1.48	0.8184		1.05		Algorithm converged.	0.67	1.65
Infections and infestations		4-5	112	22.6	25	22.3	125	25.1	21	16.8	1.42		Convergence criterion (GCONV=1E-8) satisfied.	0.75	2.72	0.055		Algorithm converged.	-0.046	0.156	1.33		Algorithm converged.	0.79	2.24	0.2852		0.75		Algorithm converged.	0.45	1.27
Infections and infestations	Abdominal abscess	1-2	187	37.8	0	0.0	187	37.6	0	0.0	NE			NE	NE	NE		NE	NE	NE	NE		NE	NE	NE	NE	NE	NE		NE	NE	NE
Infections and infestations	Abdominal abscess	3	196	39.6	0	0.0	186	37.3	0	0.0	NE			NE	NE	NE		NE	NE	NE	NE		NE	NE	NE	NE		NE		NE	NE	NE
Infections and infestations	Abdominal abscess	4-5	112	22.6	1	0.9	125	25.1	0	0.0		*	Quasi-complete separation of data points detected.				*	ERROR: Error in computing the link function, its derivatives, or the variance function.			NE		Algorithm converged.	NE	NE	NE		NE		Algorithm converged.	NE	NE
Infections and infestations	Abdominal infection	1-2	187	37.8	0	0.0	187	37.6	0	0.0	NE			NE	NE	NE		NE	NE	NE	NE		NE	NE	NE	NE	NE	NE		NE	NE	NE
Infections and infestations	Abdominal infection	3	196	39.6	0	0.0	186	37.3	1	0.5		*	Quasi-complete separation of data points detected.				*	ERROR: Error in computing the link function, its derivatives, or the variance function.			0.00		Algorithm converged.	0.00	NE	1.0000		>999.99		Algorithm converged.	0.00	NE
Infections and infestations	Abdominal infection	4-5	112	22.6	0	0.0	125	25.1	1	0.8		*	Quasi-complete separation of data points detected.				*	WARNING: The relative Hessian convergence criterion of 16.316112867 is greater than the limit of 0.0001. The convergence is questionable.			0.00		Algorithm converged.	0.00	NE	0.9999		>999.99		Algorithm converged.	0.00	NE
Infections and infestations	Abscess	1-2	187	37.8	0	0.0	187	37.6	0	0.0	NE			NE	NE	NE		NE	NE	NE	NE		NE	NE	NE	NE	NE	NE		NE	NE	NE

Infections and infestations	Abscess	3	196	39.6	0	0.0	186	37.3	1	0.5		*	Quasi-complete separation of data points detected.				*	ERROR: Error in computing the link function, its derivatives, or the variance function.			0.00		Algorithm converged.	0.00	NE	1.0000		>999.99		Algorithm converged.	0.00	NE
Infections and infestations	Abscess	4-5	112	22.6	0	0.0	125	25.1	0	0.0	NE			NE	NE	NE		NE	NE	NE	NE		NE	NE	NE	NE		NE		NE	NE	NE
Infections and infestations	Actinomycotic abdominal infection	1-2	187	37.8	0	0.0	187	37.6	0	0.0	NE			NE	NE	NE		NE	NE	NE	NE		NE	NE	NE	NE	NE	NE		NE	NE	NE
Infections and infestations	Actinomycotic abdominal infection	3	196	39.6	0	0.0	186	37.3	0	0.0	NE			NE	NE	NE		NE	NE	NE	NE		NE	NE	NE	NE		NE		NE	NE	NE
Infections and infestations	Actinomycotic abdominal infection	4-5	112	22.6	0	0.0	125	25.1	1	0.8		*	Quasi-complete separation of data points detected.				*	WARNING: The relative Hessian convergence criterion of 16.316112867 is greater than the limit of 0.0001. The convergence is questionable.			0.00		Algorithm converged.	0.00	NE	0.9999		>999.99		Algorithm converged.	0.00	NE
Infections and infestations	Appendicitis	1-2	187	37.8	0	0.0	187	37.6	0	0.0	NE			NE	NE	NE		NE	NE	NE	NE		NE	NE	NE	NE	NE	NE		NE	NE	NE
Infections and infestations	Appendicitis	3	196	39.6	1	0.5	186	37.3	0	0.0		*	Quasi-complete separation of data points detected.				*	ERROR: The mean parameter is either invalid or at a limit of its range for some observations.			NE		Algorithm converged.	NE	NE	NE		NE		Algorithm converged.	NE	NE
Infections and infestations	Appendicitis	4-5	112	22.6	0	0.0	125	25.1	0	0.0	NE			NE	NE	NE		NE	NE	NE	NE		NE	NE	NE	NE		NE		NE	NE	NE
Infections and infestations	Aspergillus infection	1-2	187	37.8	0	0.0	187	37.6	0	0.0	NE			NE	NE	NE		NE	NE	NE	NE		NE	NE	NE	NE	NE	NE		NE	NE	NE
Infections and infestations	Aspergillus infection	3	196	39.6	0	0.0	186	37.3	0	0.0	NE			NE	NE	NE		NE	NE	NE	NE		NE	NE	NE	NE		NE		NE	NE	NE
Infections and infestations	Aspergillus infection	4-5	112	22.6	1	0.9	125	25.1	0	0.0		*	Quasi-complete separation of data points detected.				*	WARNING: The relative Hessian convergence criterion of 18.712481934 is greater than the limit of 0.0001. The convergence is questionable.			NE		Algorithm converged.	NE	NE	NE		NE		Algorithm converged.	NE	NE
Infections and infestations	Atypical pneumonia	1-2	187	37.8	0	0.0	187	37.6	1	0.5		*	Quasi-complete separation of data points detected.				*	ERROR: Error in computing the link function, its derivatives, or the variance function.			0.00		Algorithm converged.	0.00	NE	0.9999	NE	>999.99		Algorithm converged.	0.00	NE
Infections and infestations	Atypical pneumonia	3	196	39.6	0	0.0	186	37.3	0	0.0	NE			NE	NE	NE		NE	NE	NE	NE		NE	NE	NE	NE		NE		NE	NE	NE
Infections and infestations	Atypical pneumonia	4-5	112	22.6	0	0.0	125	25.1	0	0.0	NE			NE	NE	NE		NE	NE	NE	NE		NE	NE	NE	NE		NE		NE	NE	NE
Infections and infestations	Bacteraemia	1-2	187	37.8	1	0.5	187	37.6	0	0.0		*	Quasi-complete separation of data points detected.				*	ERROR: The mean parameter is either invalid or at a limit of its range for some observations.			NE		Algorithm converged.	NE	NE	NE	0.3982	NE		Algorithm converged.	NE	NE
Infections and infestations	Bacteraemia	3	196	39.6	1	0.5	186	37.3	1	0.5	0.95		Convergence criterion (GCONV=1E-8) satisfied.	0.06	15.28	0.000		Algorithm converged.	-0.015	0.014	0.95		Algorithm converged.	0.06	15.06	0.9704		1.05		Algorithm converged.	0.07	16.72
Infections and infestations	Bacteraemia	4-5	112	22.6	1	0.9	125	25.1	0	0.0		*	Quasi-complete separation of data points detected.				*	WARNING: The relative Hessian convergence criterion of 18.712481934 is greater than the limit of 0.0001. The convergence is questionable.			NE		Algorithm converged.	NE	NE	NE		NE		Algorithm converged.	NE	NE
Infections and infestations	Bronchitis	1-2	187	37.8	0	0.0	187	37.6	0	0.0	NE			NE	NE	NE		NE	NE	NE	NE		NE	NE	NE	NE	NE	NE		NE	NE	NE
Infections and infestations	Bronchitis	3	196	39.6	0	0.0	186	37.3	1	0.5		*	Quasi-complete separation of data points detected.				*	ERROR: Error in computing the link function, its derivatives, or the variance function.			0.00		Algorithm converged.	0.00	NE	1.0000		>999.99		Algorithm converged.	0.00	NE
Infections and infestations	Bronchitis	4-5	112	22.6	0	0.0	125	25.1	0	0.0	NE			NE	NE	NE		NE	NE	NE	NE		NE	NE	NE	NE		NE		NE	NE	NE
Infections and infestations	Bronchitis bacterial	1-2	187	37.8	0	0.0	187	37.6	0	0.0	NE			NE	NE	NE		NE	NE	NE	NE		NE	NE	NE	NE	NE	NE		NE	NE	NE
Infections and infestations	Bronchitis bacterial	3	196	39.6	0	0.0	186	37.3	0	0.0	NE			NE	NE	NE		NE	NE	NE	NE		NE	NE	NE	NE		NE		NE	NE	NE
Infections and infestations	Bronchitis bacterial	4-5	112	22.6	1	0.9	125	25.1	0	0.0		*	Quasi-complete separation of data points detected.				*	WARNING: The relative Hessian convergence criterion of 18.712481734 is greater than the limit of 0.0001. The convergence is questionable.			NE		Algorithm converged.	NE	NE	NE		NE		Algorithm converged.	NE	NE
Infections and infestations	Bronchopulmonary aspergillosis	1-2	187	37.8	0	0.0	187	37.6	0	0.0	NE			NE	NE	NE		NE	NE	NE	NE		NE	NE	NE	NE	NE	NE		NE	NE	NE
Infections and infestations	Bronchopulmonary aspergillosis	3	196	39.6	0	0.0	186	37.3	0	0.0	NE			NE	NE	NE		NE	NE	NE	NE		NE	NE	NE	NE		NE		NE	NE	NE
Infections and infestations	Bronchopulmonary aspergillosis	4-5	112	22.6	1	0.9	125	25.1	0	0.0		*	Quasi-complete separation of data points detected.				*	WARNING: The relative Hessian convergence criterion of 18.712481934 is greater than the limit of 0.0001. The convergence is questionable.			NE		Algorithm converged.	NE	NE	NE		NE		Algorithm converged.	NE	NE
Infections and infestations	Campylobacter gastroenteritis	1-2	187	37.8	0	0.0	187	37.6	0	0.0	NE			NE	NE	NE		NE	NE	NE	NE		NE	NE	NE	NE	NE	NE		NE	NE	NE
Infections and infestations	Campylobacter gastroenteritis	3	196	39.6	0	0.0	186	37.3	0	0.0	NE			NE	NE	NE		NE	NE	NE	NE		NE	NE	NE	NE		NE		NE	NE	NE
Infections and infestations	Campylobacter gastroenteritis	4-5	112	22.6	1	0.9	125	25.1	0	0.0		*	Quasi-complete separation of data points detected.				*	ERROR: Error in computing the link function, its derivatives, or the variance function.			NE		Algorithm converged.	NE	NE	NE		NE		Algorithm converged.	NE	NE
Infections and infestations	Cellulitis	1-2	187	37.8	2	1.1	187	37.6	0	0.0		*	Quasi-complete separation of data points detected.				*	WARNING: Negative of Hessian not positive definite.			NE		Algorithm converged.	NE	NE	NE	0.4438	NE		Algorithm converged.	NE	NE
Infections and infestations	Cellulitis	3	196	39.6	0	0.0	186	37.3	0	0.0	NE			NE	NE	NE		NE	NE	NE	NE		NE	NE	NE	NE		NE		NE	NE	NE
Infections and infestations	Cellulitis	4-5	112	22.6	1	0.9	125	25.1	1	0.8	1.12		Convergence criterion (GCONV=1E-8) satisfied.	0.07	18.07	0.001		Algorithm converged.	-0.022	0.024	1.12		Algorithm converged.	0.07	17.63	0.9378		0.90		Algorithm converged.	0.06	14.16
Infections and infestations	Clostridium difficile colitis	1-2	187	37.8	0	0.0	187	37.6	0	0.0	NE			NE	NE	NE		NE	NE	NE	NE		NE	NE	NE	NE	NE	NE		NE	NE	NE
Infections and infestations	Clostridium difficile colitis	3	196	39.6	2	1.0	186	37.3	0	0.0		*	Quasi-complete separation of data points detected.				*	ERROR: Error in computing the link function, its derivatives, or the variance function.			NE		Algorithm converged.	NE	NE	NE		NE		Algorithm converged.	NE	NE
Infections and infestations	Clostridium difficile colitis	4-5	112	22.6	0	0.0	125	25.1	0	0.0	NE			NE	NE	NE		NE	NE	NE	NE		NE	NE	NE	NE		NE		NE	NE	NE
Infections and infestations	Clostridium difficile infection	1-2	187	37.8	0	0.0	187	37.6	0	0.0	NE			NE	NE	NE		NE	NE	NE	NE		NE	NE	NE	NE	NE	NE		NE	NE	NE
Infections and infestations	Clostridium difficile infection	3	196	39.6	0	0.0	186	37.3	0	0.0	NE			NE	NE	NE		NE	NE	NE	NE		NE	NE	NE	NE		NE		NE	NE	NE
Infections and infestations	Clostridium difficile infection	4-5	112	22.6	2	1.8	125	25.1	0	0.0		*	Quasi-complete separation of data points detected.				*	ERROR: Error in computing the link function, its derivatives, or the variance function.			NE		Algorithm converged.	NE	NE	NE		NE		Algorithm converged.	NE	NE
Infections and infestations	Coronavirus infection	1-2	187	37.8	0	0.0	187	37.6	0	0.0	NE			NE	NE	NE		NE	NE	NE	NE		NE	NE	NE	NE	NE	NE		NE	NE	NE
Infections and infestations	Coronavirus infection	3	196	39.6	0	0.0	186	37.3	1	0.5		*	Quasi-complete separation of data points detected.				*	ERROR: Error in computing the link function, its derivatives, or the variance function.			0.00		Algorithm converged.	0.00	NE	1.0000		>999.99		Algorithm converged.	0.00	NE
Infections and infestations	Coronavirus infection	4-5	112	22.6	0	0.0	125	25.1	0	0.0	NE			NE	NE	NE		NE	NE	NE	NE		NE	NE	NE	NE		NE		NE	NE	NE
Infections and infestations	Cytomegalovirus enteritis	1-2	187	37.8	0	0.0	187	37.6	0	0.0	NE			NE	NE	NE		NE	NE	NE	NE		NE	NE	NE	NE	NE	NE		NE	NE	NE
Infections and infestations	Cytomegalovirus enteritis	3	196	39.6	0	0.0	186	37.3	0	0.0	NE			NE	NE	NE		NE	NE	NE	NE		NE	NE	NE	NE		NE		NE	NE	NE
Infections and infestations	Cytomegalovirus enteritis	4-5	112	22.6	1	0.9	125	25.1	0	0.0		*	Quasi-complete separation of data points detected.				*	ERROR: Error in computing the link function, its derivatives, or the variance function.			NE		Algorithm converged.	NE	NE	NE		NE		Algorithm converged.	NE	NE
Infections and infestations	Cytomegalovirus infection	1-2	187	37.8	0	0.0	187	37.6	1	0.5		*	Quasi-complete separation of data points detected.				*	ERROR: Error in computing the link function, its derivatives, or the variance function.			0.00		Algorithm converged.	0.00	NE	0.9999	NE	>999.99		Algorithm converged.	0.00	NE
Infections and infestations	Cytomegalovirus infection	3	196	39.6	0	0.0	186	37.3	0	0.0	NE			NE	NE	NE		NE	NE	NE	NE		NE	NE	NE	NE		NE		NE	NE	NE
Infections and infestations	Cytomegalovirus infection	4-5	112	22.6	1	0.9	125	25.1	0	0.0		*	Quasi-complete separation of data points detected.				*	ERROR: Error in computing the link function, its derivatives, or the variance function.			NE		Algorithm converged.	NE	NE	NE		NE		Algorithm converged.	NE	NE
Infections and infestations	Device related infection	1-2	187	37.8	0	0.0	187	37.6	0	0.0	NE			NE	NE	NE		NE	NE	NE	NE		NE	NE	NE	NE	0.3866	NE		NE	NE	NE
Infections and infestations	Device related infection	3	196	39.6	1	0.5	186	37.3	1	0.5	0.95		Convergence criterion (GCONV=1E-8) satisfied.	0.06	15.28	0.000		Algorithm converged.	-0.015	0.014	0.95		Algorithm converged.	0.06	15.06	0.9704		1.05		Algorithm converged.	0.07	16.72
Infections and infestations	Device related infection	4-5	112	22.6	2	1.8	125	25.1	0	0.0		*	Quasi-complete separation of data points detected.				*	ERROR: The mean parameter is either invalid or at a limit of its range for some observations.			NE		Algorithm converged.	NE	NE	NE		NE		Algorithm converged.	NE	NE
Infections and infestations	Device related sepsis	1-2	187	37.8	0	0.0	187	37.6	0	0.0	NE			NE	NE	NE		NE	NE	NE	NE		NE	NE	NE	NE	NE	NE		NE	NE	NE
Infections and infestations	Device related sepsis	3	196	39.6	0	0.0	186	37.3	0	0.0	NE			NE	NE	NE		NE	NE	NE	NE		NE	NE	NE	NE		NE		NE	NE	NE
Infections and infestations	Device related sepsis	4-5	112	22.6	1	0.9	125	25.1	0	0.0		*	Quasi-complete separation of data points detected.				*	WARNING: The relative Hessian convergence criterion of 18.712481867 is greater than the limit of 0.0001. The convergence is questionable.			NE		Algorithm converged.	NE	NE	NE		NE		Algorithm converged.	NE	NE
Infections and infestations	Diarrhoea infectious	1-2	187	37.8	0	0.0	187	37.6	0	0.0	NE			NE	NE	NE		NE	NE	NE	NE		NE	NE	NE	NE	NE	NE		NE	NE	NE
Infections and infestations	Diarrhoea infectious	3	196	39.6	0	0.0	186	37.3	0	0.0	NE			NE	NE	NE		NE	NE	NE	NE		NE	NE	NE	NE		NE		NE	NE	NE
Infections and infestations	Diarrhoea infectious	4-5	112	22.6	0	0.0	125	25.1	1	0.8		*	Quasi-complete separation of data points detected.				*	WARNING: The relative Hessian convergence criterion of 16.316112867 is greater than the limit of 0.0001. The convergence is questionable.			0.00		Algorithm converged.	0.00	NE	0.9999		>999.99		Algorithm converged.	0.00	NE
Infections and infestations	Enterobacter infection	1-2	187	37.8	0	0.0	187	37.6	0	0.0	NE			NE	NE	NE		NE	NE	NE	NE		NE	NE	NE	NE	NE	NE		NE	NE	NE
Infections and infestations	Enterobacter infection	3	196	39.6	0	0.0	186	37.3	1	0.5		*	Quasi-complete separation of data points detected.				*	ERROR: Error in computing the link function, its derivatives, or the variance function.			0.00		Algorithm converged.	0.00	NE	1.0000		>999.99		Algorithm converged.	0.00	NE
Infections and infestations	Enterobacter infection	4-5	112	22.6	0	0.0	125	25.1	0	0.0	NE			NE	NE	NE		NE	NE	NE	NE		NE	NE	NE	NE		NE		NE	NE	NE
Infections and infestations	Enterocolitis infectious	1-2	187	37.8	0	0.0	187	37.6	0	0.0	NE			NE	NE	NE		NE	NE	NE	NE		NE	NE	NE	NE	NE	NE		NE	NE	NE
Infections and infestations	Enterocolitis infectious	3	196	39.6	0	0.0	186	37.3	0	0.0	NE			NE	NE	NE		NE	NE	NE	NE		NE	NE	NE	NE		NE		NE	NE	NE
Infections and infestations	Enterocolitis infectious	4-5	112	22.6	1	0.9	125	25.1	0	0.0		*	Quasi-complete separation of data points detected.				*	WARNING: The relative Hessian convergence criterion of 18.712481867 is greater than the limit of 0.0001. The convergence is questionable.			NE		Algorithm converged.	NE	NE	NE		NE		Algorithm converged.	NE	NE
Infections and infestations	Erysipelas	1-2	187	37.8	0	0.0	187	37.6	0	0.0	NE			NE	NE	NE		NE	NE	NE	NE		NE	NE	NE	NE	NE	NE		NE	NE	NE
Infections and infestations	Erysipelas	3	196	39.6	1	0.5	186	37.3	0	0.0		*	Quasi-complete separation of data points detected.				*	ERROR: The mean parameter is either invalid or at a limit of its range for some observations.			NE		Algorithm converged.	NE	NE	NE		NE		Algorithm converged.	NE	NE
Infections and infestations	Erysipelas	4-5	112	22.6	0	0.0	125	25.1	0	0.0	NE			NE	NE	NE		NE	NE	NE	NE		NE	NE	NE	NE		NE		NE	NE	NE
Infections and infestations	Escherichia bacteraemia	1-2	187	37.8	0	0.0	187	37.6	0	0.0	NE			NE	NE	NE		NE	NE	NE	NE		NE	NE	NE	NE	NE	NE		NE	NE	NE
Infections and infestations	Escherichia bacteraemia	3	196	39.6	0	0.0	186	37.3	0	0.0	NE			NE	NE	NE		NE	NE	NE	NE		NE	NE	NE	NE		NE		NE	NE	NE
Infections and infestations	Escherichia bacteraemia	4-5	112	22.6	0	0.0	125	25.1	1	0.8		*	Quasi-complete separation of data points detected.				*	WARNING: The relative Hessian convergence criterion of 16.31611281 is greater than the limit of 0.0001. The convergence is questionable.			0.00		Algorithm converged.	0.00	NE	0.9999		>999.99		Algorithm converged.	0.00	NE
Infections and infestations	Escherichia infection	1-2	187	37.8	0	0.0	187	37.6	0	0.0	NE			NE	NE	NE		NE	NE	NE	NE		NE	NE	NE	NE	NE	NE		NE	NE	NE
Infections and infestations	Escherichia infection	3	196	39.6	1	0.5	186	37.3	0	0.0		*	Quasi-complete separation of data points detected.				*	ERROR: The mean parameter is either invalid or at a limit of its range for some observations.			NE		Algorithm converged.	NE	NE	NE		NE		Algorithm converged.	NE	NE
Infections and infestations	Escherichia infection	4-5	112	22.6	0	0.0	125	25.1	0	0.0	NE			NE	NE	NE		NE	NE	NE	NE		NE	NE	NE	NE		NE		NE	NE	NE
Infections and infestations	Escherichia sepsis	1-2	187	37.8	1	0.5	187	37.6	0	0.0		*	Quasi-complete separation of data points detected.				*	ERROR: The mean parameter is either invalid or at a limit of its range for some observations.			NE		Algorithm converged.	NE	NE	NE	NE	NE		Algorithm converged.	NE	NE
Infections and infestations	Escherichia sepsis	3	196	39.6	0	0.0	186	37.3	0	0.0	NE			NE	NE	NE		NE	NE	NE	NE		NE	NE	NE	NE		NE		NE	NE	NE
Infections and infestations	Escherichia sepsis	4-5	112	22.6	0	0.0	125	25.1	2	1.6		*	Quasi-complete separation of data points detected.				*	WARNING: The relative Hessian convergence criterion of 10.206215767 is greater than the limit of 0.0001. The convergence is questionable.			0.00		Algorithm converged.	0.00	NE	0.9999		>999.99		Algorithm converged.	0.00	NE
Infections and infestations	Fungal infection	1-2	187	37.8	0	0.0	187	37.6	0	0.0	NE			NE	NE	NE		NE	NE	NE	NE		NE	NE	NE	NE	NE	NE		NE	NE	NE
Infections and infestations	Fungal infection	3	196	39.6	0	0.0	186	37.3	1	0.5		*	Quasi-complete separation of data points detected.				*	ERROR: Error in computing the link function, its derivatives, or the variance function.			0.00		Algorithm converged.	0.00	NE	1.0000		>999.99		Algorithm converged.	0.00	NE
Infections and infestations	Fungal infection	4-5	112	22.6	0	0.0	125	25.1	0	0.0	NE			NE	NE	NE		NE	NE	NE	NE		NE	NE	NE	NE		NE		NE	NE	NE
Infections and infestations	Gastroenteritis viral	1-2	187	37.8	1	0.5	187	37.6	0	0.0		*	Quasi-complete separation of data points detected.				*	ERROR: The mean parameter is either invalid or at a limit of its range for some observations.			NE		Algorithm converged.	NE	NE	NE	NE	NE		Algorithm converged.	NE	NE
Infections and infestations	Gastroenteritis viral	3	196	39.6	0	0.0	186	37.3	0	0.0	NE			NE	NE	NE		NE	NE	NE	NE		NE	NE	NE	NE		NE		NE	NE	NE
Infections and infestations	Gastroenteritis viral	4-5	112	22.6	0	0.0	125	25.1	0	0.0	NE			NE	NE	NE		NE	NE	NE	NE		NE	NE	NE	NE		NE		NE	NE	NE
Infections and infestations	Gastrointestinal infection	1-2	187	37.8	0	0.0	187	37.6	0	0.0	NE			NE	NE	NE		NE	NE	NE	NE		NE	NE	NE	NE	NE	NE		NE	NE	NE
Infections and infestations	Gastrointestinal infection	3	196	39.6	0	0.0	186	37.3	0	0.0	NE			NE	NE	NE		NE	NE	NE	NE		NE	NE	NE	NE		NE		NE	NE	NE
Infections and infestations	Gastrointestinal infection	4-5	112	22.6	1	0.9	125	25.1	0	0.0		*	Quasi-complete separation of data points detected.				*	WARNING: The relative Hessian convergence criterion of 18.712481867 is greater than the limit of 0.0001. The convergence is questionable.			NE		Algorithm converged.	NE	NE	NE		NE		Algorithm converged.	NE	NE
Infections and infestations	Herpes simplex	1-2	187	37.8	0	0.0	187	37.6	1	0.5		*	Quasi-complete separation of data points detected.				*	ERROR: Error in computing the link function, its derivatives, or the variance function.			0.00		Algorithm converged.	0.00	NE	0.9999	NE	>999.99		Algorithm converged.	0.00	NE
Infections and infestations	Herpes simplex	3	196	39.6	0	0.0	186	37.3	0	0.0	NE			NE	NE	NE		NE	NE	NE	NE		NE	NE	NE	NE		NE		NE	NE	NE
Infections and infestations	Herpes simplex	4-5	112	22.6	0	0.0	125	25.1	0	0.0	NE			NE	NE	NE		NE	NE	NE	NE		NE	NE	NE	NE		NE		NE	NE	NE
Infections and infestations	Herpes zoster	1-2	187	37.8	0	0.0	187	37.6	0	0.0	NE			NE	NE	NE		NE	NE	NE	NE		NE	NE	NE	NE	NE	NE		NE	NE	NE
Infections and infestations	Herpes zoster	3	196	39.6	0	0.0	186	37.3	2	1.1		*	Quasi-complete separation of data points detected.				*	ERROR: Error in computing the link function, its derivatives, or the variance function.			0.00		Algorithm converged.	0.00	NE	0.9999		>999.99		Algorithm converged.	0.00	NE
Infections and infestations	Herpes zoster	4-5	112	22.6	0	0.0	125	25.1	0	0.0	NE			NE	NE	NE		NE	NE	NE	NE		NE	NE	NE	NE		NE		NE	NE	NE
Infections and infestations	Infection	1-2	187	37.8	2	1.1	187	37.6	0	0.0		*	Quasi-complete separation of data points detected.				*	WARNING: Negative of Hessian not positive definite.			NE		Algorithm converged.	NE	NE	NE	0.4308	NE		Algorithm converged.	NE	NE
Infections and infestations	Infection	3	196	39.6	2	1.0	186	37.3	1	0.5	1.91		Convergence criterion (GCONV=1E-8) satisfied.	0.17	21.21	0.005		Algorithm converged.	-0.013	0.022	1.90		Algorithm converged.	0.17	20.76	0.5996		0.53		Algorithm converged.	0.05	5.76
Infections and infestations	Infection	4-5	112	22.6	1	0.9	125	25.1	0	0.0		*	Quasi-complete separation of data points detected.				*	WARNING: The relative Hessian convergence criterion of 18.712481867 is greater than the limit of 0.0001. The convergence is questionable.			NE		Algorithm converged.	NE	NE	NE		NE		Algorithm converged.	NE	NE
Infections and infestations	Influenza	1-2	187	37.8	0	0.0	187	37.6	0	0.0	NE			NE	NE	NE		NE	NE	NE	NE		NE	NE	NE	NE	NE	NE		NE	NE	NE
Infections and infestations	Influenza	3	196	39.6	0	0.0	186	37.3	0	0.0	NE			NE	NE	NE		NE	NE	NE	NE		NE	NE	NE	NE		NE		NE	NE	NE
Infections and infestations	Influenza	4-5	112	22.6	2	1.8	125	25.1	0	0.0		*	Quasi-complete separation of data points detected.				*	ERROR: The mean parameter is either invalid or at a limit of its range for some observations.			NE		Algorithm converged.	NE	NE	NE		NE		Algorithm converged.	NE	NE
Infections and infestations	Intervertebral discitis	1-2	187	37.8	0	0.0	187	37.6	0	0.0	NE			NE	NE	NE		NE	NE	NE	NE		NE	NE	NE	NE	NE	NE		NE	NE	NE
Infections and infestations	Intervertebral discitis	3	196	39.6	0	0.0	186	37.3	0	0.0	NE			NE	NE	NE		NE	NE	NE	NE		NE	NE	NE	NE		NE		NE	NE	NE
Infections and infestations	Intervertebral discitis	4-5	112	22.6	0	0.0	125	25.1	1	0.8		*	Quasi-complete separation of data points detected.				*	WARNING: The relative Hessian convergence criterion of 16.316112867 is greater than the limit of 0.0001. The convergence is questionable.			0.00		Algorithm converged.	0.00	NE	0.9999		>999.99		Algorithm converged.	0.00	NE
Infections and infestations	Klebsiella sepsis	1-2	187	37.8	0	0.0	187	37.6	1	0.5		*	Quasi-complete separation of data points detected.				*	ERROR: Error in computing the link function, its derivatives, or the variance function.			0.00		Algorithm converged.	0.00	NE	0.9999	NE	>999.99		Algorithm converged.	0.00	NE
Infections and infestations	Klebsiella sepsis	3	196	39.6	0	0.0	186	37.3	0	0.0	NE			NE	NE	NE		NE	NE	NE	NE		NE	NE	NE	NE		NE		NE	NE	NE
Infections and infestations	Klebsiella sepsis	4-5	112	22.6	0	0.0	125	25.1	0	0.0	NE			NE	NE	NE		NE	NE	NE	NE		NE	NE	NE	NE		NE		NE	NE	NE
Infections and infestations	Mediastinitis	1-2	187	37.8	1	0.5	187	37.6	0	0.0		*	Quasi-complete separation of data points detected.				*	ERROR: The mean parameter is either invalid or at a limit of its range for some observations.			NE		Algorithm converged.	NE	NE	NE	NE	NE		Algorithm converged.	NE	NE
Infections and infestations	Mediastinitis	3	196	39.6	0	0.0	186	37.3	0	0.0	NE			NE	NE	NE		NE	NE	NE	NE		NE	NE	NE	NE		NE		NE	NE	NE
Infections and infestations	Mediastinitis	4-5	112	22.6	0	0.0	125	25.1	0	0.0	NE			NE	NE	NE		NE	NE	NE	NE		NE	NE	NE	NE		NE		NE	NE	NE

Infections and infestations	Nail infection	1-2	187	37.8	0	0.0	187	37.6	0	0.0	NE			NE	NE	NE		NE	NE	NE	NE		NE	NE	NE	NE	NE	NE		NE	NE	NE
Infections and infestations	Nail infection	3	196	39.6	1	0.5	186	37.3	0	0.0		*	Quasi-complete separation of data points detected.				*	ERROR: The mean parameter is either invalid or at a limit of its range for some observations.			NE		Algorithm converged.	NE	NE	NE		NE		Algorithm converged.	NE	NE
Infections and infestations	Nail infection	4-5	112	22.6	0	0.0	125	25.1	0	0.0	NE			NE	NE	NE		NE	NE	NE	NE		NE	NE	NE	NE		NE		NE	NE	NE
Infections and infestations	Neutropenic sepsis	1-2	187	37.8	1	0.5	187	37.6	0	0.0		*	Quasi-complete separation of data points detected.				*	WARNING: Negative of Hessian not positive definite.			NE		Algorithm converged.	NE	NE	NE	0.1612	NE		Algorithm converged.	NE	NE
Infections and infestations	Neutropenic sepsis	3	196	39.6	1	0.5	186	37.3	0	0.0		*	Quasi-complete separation of data points detected.				*	ERROR: The mean parameter is either invalid or at a limit of its range for some observations.			NE		Algorithm converged.	NE	NE	NE		NE		Algorithm converged.	NE	NE
Infections and infestations	Neutropenic sepsis	4-5	112	22.6	0	0.0	125	25.1	1	0.8		*	Quasi-complete separation of data points detected.				*	WARNING: The relative Hessian convergence criterion of 16.316112867 is greater than the limit of 0.0001. The convergence is questionable.			0.00		Algorithm converged.	0.00	NE	0.9999		>999.99		Algorithm converged.	0.00	NE
Infections and infestations	Oral herpes	1-2	187	37.8	0	0.0	187	37.6	0	0.0	NE			NE	NE	NE		NE	NE	NE	NE		NE	NE	NE	NE	NE	NE		NE	NE	NE
Infections and infestations	Oral herpes	3	196	39.6	1	0.5	186	37.3	0	0.0		*	Quasi-complete separation of data points detected.				*	ERROR: The mean parameter is either invalid or at a limit of its range for some observations.			NE		Algorithm converged.	NE	NE	NE		NE		Algorithm converged.	NE	NE
Infections and infestations	Oral herpes	4-5	112	22.6	0	0.0	125	25.1	0	0.0	NE			NE	NE	NE		NE	NE	NE	NE		NE	NE	NE	NE		NE		NE	NE	NE
Infections and infestations	Papilloma viral infection	1-2	187	37.8	0	0.0	187	37.6	0	0.0	NE			NE	NE	NE		NE	NE	NE	NE		NE	NE	NE	NE	NE	NE		NE	NE	NE
Infections and infestations	Papilloma viral infection	3	196	39.6	1	0.5	186	37.3	0	0.0		*	Quasi-complete separation of data points detected.				*	ERROR: The mean parameter is either invalid or at a limit of its range for some observations.			NE		Algorithm converged.	NE	NE	NE		NE		Algorithm converged.	NE	NE
Infections and infestations	Papilloma viral infection	4-5	112	22.6	0	0.0	125	25.1	0	0.0	NE			NE	NE	NE		NE	NE	NE	NE		NE	NE	NE	NE		NE		NE	NE	NE
Infections and infestations	Peritonitis	1-2	187	37.8	0	0.0	187	37.6	0	0.0	NE			NE	NE	NE		NE	NE	NE	NE		NE	NE	NE	NE	NE	NE		NE	NE	NE
Infections and infestations	Peritonitis	3	196	39.6	0	0.0	186	37.3	0	0.0	NE			NE	NE	NE		NE	NE	NE	NE		NE	NE	NE	NE		NE		NE	NE	NE
Infections and infestations	Peritonitis	4-5	112	22.6	0	0.0	125	25.1	1	0.8		*	Quasi-complete separation of data points detected.				*	WARNING: The relative Hessian convergence criterion of 16.316112867 is greater than the limit of 0.0001. The convergence is questionable.			0.00		Algorithm converged.	0.00	NE	0.9999		>999.99		Algorithm converged.	0.00	NE
Infections and infestations	Pneumocystis jirovecii pneumonia	1-2	187	37.8	0	0.0	187	37.6	0	0.0	NE			NE	NE	NE		NE	NE	NE	NE		NE	NE	NE	NE	0.5593	NE		NE	NE	NE
Infections and infestations	Pneumocystis jirovecii pneumonia	3	196	39.6	1	0.5	186	37.3	1	0.5	0.95		Convergence criterion (GCONV=1E-8) satisfied.	0.06	15.28	0.000		Algorithm converged.	-0.015	0.014	0.95		Algorithm converged.	0.06	15.06	0.9704		1.05		Algorithm converged.	0.07	16.72
Infections and infestations	Pneumocystis jirovecii pneumonia	4-5	112	22.6	1	0.9	125	25.1	0	0.0		*	Quasi-complete separation of data points detected.				*	WARNING: The relative Hessian convergence criterion of 18.712481934 is greater than the limit of 0.0001. The convergence is questionable.			NE		Algorithm converged.	NE	NE	NE		NE		Algorithm converged.	NE	NE
Infections and infestations	Pneumonia	1-2	187	37.8	4	2.1	187	37.6	6	3.2	0.66		Convergence criterion (GCONV=1E-8) satisfied.	0.18	2.38	-0.011		Algorithm converged.	-0.043	0.022	0.67		Algorithm converged.	0.19	2.32	0.5245	0.7203	1.50		Algorithm converged.	0.43	5.23
Infections and infestations	Pneumonia	3	196	39.6	14	7.1	186	37.3	13	7.0	1.02		Convergence criterion (GCONV=1E-8) satisfied.	0.47	2.24	0.002		Algorithm converged.	-0.050	0.053	1.02		Algorithm converged.	0.49	2.12	0.9533		0.98		Algorithm converged.	0.47	2.03
Infections and infestations	Pneumonia	4-5	112	22.6	7	6.3	125	25.1	6	4.8	1.32		Convergence criterion (GCONV=1E-8) satisfied.	0.43	4.06	0.015		Algorithm converged.	-0.044	0.073	1.30		Algorithm converged.	0.45	3.76	0.6256		0.77		Algorithm converged.	0.27	2.22
Infections and infestations	Pneumonia bacterial	1-2	187	37.8	1	0.5	187	37.6	0	0.0		*	Quasi-complete separation of data points detected.				*	WARNING: Negative of Hessian not positive definite.			NE		Algorithm converged.	NE	NE	NE	NE	NE		Algorithm converged.	NE	NE
Infections and infestations	Pneumonia bacterial	3	196	39.6	0	0.0	186	37.3	0	0.0	NE			NE	NE	NE		NE	NE	NE	NE		NE	NE	NE	NE		NE		NE	NE	NE
Infections and infestations	Pneumonia bacterial	4-5	112	22.6	0	0.0	125	25.1	0	0.0	NE			NE	NE	NE		NE	NE	NE	NE		NE	NE	NE	NE		NE		NE	NE	NE
Infections and infestations	Pneumonia klebsiella	1-2	187	37.8	0	0.0	187	37.6	0	0.0	NE			NE	NE	NE		NE	NE	NE	NE		NE	NE	NE	NE	NE	NE		NE	NE	NE
Infections and infestations	Pneumonia klebsiella	3	196	39.6	0	0.0	186	37.3	0	0.0	NE			NE	NE	NE		NE	NE	NE	NE		NE	NE	NE	NE		NE		NE	NE	NE
Infections and infestations	Pneumonia klebsiella	4-5	112	22.6	0	0.0	125	25.1	1	0.8		*	Quasi-complete separation of data points detected.				*	WARNING: The relative Hessian convergence criterion of 16.316112867 is greater than the limit of 0.0001. The convergence is questionable.			0.00		Algorithm converged.	0.00	NE	0.9999		>999.99		Algorithm converged.	0.00	NE
Infections and infestations	Pneumonia pneumococcal	1-2	187	37.8	0	0.0	187	37.6	0	0.0	NE			NE	NE	NE		NE	NE	NE	NE		NE	NE	NE	NE	NE	NE		NE	NE	NE
Infections and infestations	Pneumonia pneumococcal	3	196	39.6	1	0.5	186	37.3	0	0.0		*	Quasi-complete separation of data points detected.				*	ERROR: The mean parameter is either invalid or at a limit of its range for some observations.			NE		Algorithm converged.	NE	NE	NE		NE		Algorithm converged.	NE	NE
Infections and infestations	Pneumonia pneumococcal	4-5	112	22.6	0	0.0	125	25.1	0	0.0	NE			NE	NE	NE		NE	NE	NE	NE		NE	NE	NE	NE		NE		NE	NE	NE
Infections and infestations	Pneumonia viral	1-2	187	37.8	1	0.5	187	37.6	0	0.0		*	Quasi-complete separation of data points detected.				*	WARNING: Negative of Hessian not positive definite.			NE		Algorithm converged.	NE	NE	NE	NE	NE		Algorithm converged.	NE	NE
Infections and infestations	Pneumonia viral	3	196	39.6	0	0.0	186	37.3	0	0.0	NE			NE	NE	NE		NE	NE	NE	NE		NE	NE	NE	NE		NE		NE	NE	NE
Infections and infestations	Pneumonia viral	4-5	112	22.6	0	0.0	125	25.1	0	0.0	NE			NE	NE	NE		NE	NE	NE	NE		NE	NE	NE	NE		NE		NE	NE	NE
Infections and infestations	Rectal abscess	1-2	187	37.8	0	0.0	187	37.6	0	0.0	NE			NE	NE	NE		NE	NE	NE	NE		NE	NE	NE	NE	NE	NE		NE	NE	NE
Infections and infestations	Rectal abscess	3	196	39.6	0	0.0	186	37.3	0	0.0	NE			NE	NE	NE		NE	NE	NE	NE		NE	NE	NE	NE		NE		NE	NE	NE
Infections and infestations	Rectal abscess	4-5	112	22.6	1	0.9	125	25.1	0	0.0		*	Quasi-complete separation of data points detected.				*	ERROR: Error in computing the link function, its derivatives, or the variance function.			NE		Algorithm converged.	NE	NE	NE		NE		Algorithm converged.	NE	NE
Infections and infestations	Respiratory tract infection	1-2	187	37.8	0	0.0	187	37.6	0	0.0	NE			NE	NE	NE		NE	NE	NE	NE		NE	NE	NE	NE	NE	NE		NE	NE	NE
Infections and infestations	Respiratory tract infection	3	196	39.6	2	1.0	186	37.3	0	0.0		*	Quasi-complete separation of data points detected.				*	WARNING: The relative Hessian convergence criterion of 14.688690822 is greater than the limit of 0.0001. The convergence is questionable.			NE		Algorithm converged.	NE	NE	NE		NE		Algorithm converged.	NE	NE
Infections and infestations	Respiratory tract infection	4-5	112	22.6	0	0.0	125	25.1	0	0.0	NE			NE	NE	NE		NE	NE	NE	NE		NE	NE	NE	NE		NE		NE	NE	NE
Infections and infestations	Scrotal infection	1-2	187	37.8	0	0.0	187	37.6	0	0.0	NE			NE	NE	NE		NE	NE	NE	NE		NE	NE	NE	NE	NE	NE		NE	NE	NE
Infections and infestations	Scrotal infection	3	196	39.6	0	0.0	186	37.3	1	0.5		*	Quasi-complete separation of data points detected.				*	ERROR: Error in computing the link function, its derivatives, or the variance function.			0.00		Algorithm converged.	0.00	NE	1.0000		>999.99		Algorithm converged.	0.00	NE
Infections and infestations	Scrotal infection	4-5	112	22.6	0	0.0	125	25.1	0	0.0	NE			NE	NE	NE		NE	NE	NE	NE		NE	NE	NE	NE		NE		NE	NE	NE
Infections and infestations	Sepsis	1-2	187	37.8	1	0.5	187	37.6	0	0.0		*	Quasi-complete separation of data points detected.				*	ERROR: The mean parameter is either invalid or at a limit of its range for some observations.			NE		Algorithm converged.	NE	NE	NE	0.3109	NE		Algorithm converged.	NE	NE
Infections and infestations	Sepsis	3	196	39.6	2	1.0	186	37.3	5	2.7	0.37		Convergence criterion (GCONV=1E-8) satisfied.	0.07	1.95	-0.017		Algorithm converged.	-0.044	0.010	0.38		Algorithm converged.	0.07	1.93	0.2434		2.63		Algorithm converged.	0.52	13.41
Infections and infestations	Sepsis	4-5	112	22.6	2	1.8	125	25.1	3	2.4	0.74		Convergence criterion (GCONV=1E-8) satisfied.	0.12	4.51	-0.006		Algorithm converged.	-0.042	0.030	0.74		Algorithm converged.	0.13	4.37	0.7435		1.34		Algorithm converged.	0.23	7.90
Infections and infestations	Septic shock	1-2	187	37.8	0	0.0	187	37.6	0	0.0	NE			NE	NE	NE		NE	NE	NE	NE		NE	NE	NE	NE	NE	NE		NE	NE	NE
Infections and infestations	Septic shock	3	196	39.6	0	0.0	186	37.3	3	1.6		*	Quasi-complete separation of data points detected.				*	ERROR: Error in computing the link function, its derivatives, or the variance function.			0.00		Algorithm converged.	0.00	NE	0.9999		>999.99		Algorithm converged.	0.00	NE
Infections and infestations	Septic shock	4-5	112	22.6	0	0.0	125	25.1	2	1.6		*	Quasi-complete separation of data points detected.				*	WARNING: The relative Hessian convergence criterion of 10.206215758 is greater than the limit of 0.0001. The convergence is questionable.			0.00		Algorithm converged.	0.00	NE	0.9999		>999.99		Algorithm converged.	0.00	NE
Infections and infestations	Skin infection	1-2	187	37.8	0	0.0	187	37.6	0	0.0	NE			NE	NE	NE		NE	NE	NE	NE		NE	NE	NE	NE	NE	NE		NE	NE	NE
Infections and infestations	Skin infection	3	196	39.6	1	0.5	186	37.3	0	0.0		*	Quasi-complete separation of data points detected.				*	ERROR: The mean parameter is either invalid or at a limit of its range for some observations.			NE		Algorithm converged.	NE	NE	NE		NE		Algorithm converged.	NE	NE
Infections and infestations	Skin infection	4-5	112	22.6	0	0.0	125	25.1	1	0.8		*	Quasi-complete separation of data points detected.				*	WARNING: The relative Hessian convergence criterion of 16.316112867 is greater than the limit of 0.0001. The convergence is questionable.			0.00		Algorithm converged.	0.00	NE	0.9999		>999.99		Algorithm converged.	0.00	NE
Infections and infestations	Staphylococcal infection	1-2	187	37.8	1	0.5	187	37.6	0	0.0		*	Quasi-complete separation of data points detected.				*	WARNING: Negative of Hessian not positive definite.			NE		Algorithm converged.	NE	NE	NE	0.2627	NE		Algorithm converged.	NE	NE
Infections and infestations	Staphylococcal infection	3	196	39.6	1	0.5	186	37.3	1	0.5	0.95		Convergence criterion (GCONV=1E-8) satisfied.	0.06	15.28	0.000		Algorithm converged.	-0.015	0.014	0.95		Algorithm converged.	0.06	15.06	0.9704		1.05		Algorithm converged.	0.07	16.72
Infections and infestations	Staphylococcal infection	4-5	112	22.6	0	0.0	125	25.1	1	0.8		*	Quasi-complete separation of data points detected.				*	WARNING: The relative Hessian convergence criterion of 16.31611281 is greater than the limit of 0.0001. The convergence is questionable.			0.00		Algorithm converged.	0.00	NE	0.9999		>999.99		Algorithm converged.	0.00	NE
Infections and infestations	Staphylococcal sepsis	1-2	187	37.8	0	0.0	187	37.6	0	0.0	NE			NE	NE	NE		NE	NE	NE	NE		NE	NE	NE	NE	NE	NE		NE	NE	NE
Infections and infestations	Staphylococcal sepsis	3	196	39.6	1	0.5	186	37.3	0	0.0		*	Quasi-complete separation of data points detected.				*	ERROR: The mean parameter is either invalid or at a limit of its range for some observations.			NE		Algorithm converged.	NE	NE	NE		NE		Algorithm converged.	NE	NE
Infections and infestations	Staphylococcal sepsis	4-5	112	22.6	0	0.0	125	25.1	0	0.0	NE			NE	NE	NE		NE	NE	NE	NE		NE	NE	NE	NE		NE		NE	NE	NE
Infections and infestations	Suspected COVID-19	1-2	187	37.8	1	0.5	187	37.6	0	0.0		*	Quasi-complete separation of data points detected.				*	ERROR: The mean parameter is either invalid or at a limit of its range for some observations.			NE		Algorithm converged.	NE	NE	NE	NE	NE		Algorithm converged.	NE	NE
Infections and infestations	Suspected COVID-19	3	196	39.6	0	0.0	186	37.3	0	0.0	NE			NE	NE	NE		NE	NE	NE	NE		NE	NE	NE	NE		NE		NE	NE	NE
Infections and infestations	Suspected COVID-19	4-5	112	22.6	0	0.0	125	25.1	0	0.0	NE			NE	NE	NE		NE	NE	NE	NE		NE	NE	NE	NE		NE		NE	NE	NE
Infections and infestations	Systemic candida	1-2	187	37.8	0	0.0	187	37.6	1	0.5		*	Quasi-complete separation of data points detected.				*	ERROR: Error in computing the link function, its derivatives, or the variance function.			0.00		Algorithm converged.	0.00	NE	0.9999	NE	>999.99		Algorithm converged.	0.00	NE
Infections and infestations	Systemic candida	3	196	39.6	0	0.0	186	37.3	0	0.0	NE			NE	NE	NE		NE	NE	NE	NE		NE	NE	NE	NE		NE		NE	NE	NE
Infections and infestations	Systemic candida	4-5	112	22.6	0	0.0	125	25.1	0	0.0	NE			NE	NE	NE		NE	NE	NE	NE		NE	NE	NE	NE		NE		NE	NE	NE
Infections and infestations	Tracheitis	1-2	187	37.8	0	0.0	187	37.6	1	0.5		*	Quasi-complete separation of data points detected.				*	ERROR: Error in computing the link function, its derivatives, or the variance function.			0.00		Algorithm converged.	0.00	NE	0.9999	NE	>999.99		Algorithm converged.	0.00	NE
Infections and infestations	Tracheitis	3	196	39.6	0	0.0	186	37.3	0	0.0	NE			NE	NE	NE		NE	NE	NE	NE		NE	NE	NE	NE		NE		NE	NE	NE
Infections and infestations	Tracheitis	4-5	112	22.6	0	0.0	125	25.1	0	0.0	NE			NE	NE	NE		NE	NE	NE	NE		NE	NE	NE	NE		NE		NE	NE	NE
Infections and infestations	Tracheobronchitis	1-2	187	37.8	0	0.0	187	37.6	0	0.0	NE			NE	NE	NE		NE	NE	NE	NE		NE	NE	NE	NE	NE	NE		NE	NE	NE
Infections and infestations	Tracheobronchitis	3	196	39.6	1	0.5	186	37.3	0	0.0		*	Quasi-complete separation of data points detected.				*	ERROR: The mean parameter is either invalid or at a limit of its range for some observations.			NE		Algorithm converged.	NE	NE	NE		NE		Algorithm converged.	NE	NE
Infections and infestations	Tracheobronchitis	4-5	112	22.6	0	0.0	125	25.1	0	0.0	NE			NE	NE	NE		NE	NE	NE	NE		NE	NE	NE	NE		NE		NE	NE	NE
Infections and infestations	Tuberculosis	1-2	187	37.8	0	0.0	187	37.6	0	0.0	NE			NE	NE	NE		NE	NE	NE	NE		NE	NE	NE	NE	NE	NE		NE	NE	NE
Infections and infestations	Tuberculosis	3	196	39.6	0	0.0	186	37.3	1	0.5		*	Quasi-complete separation of data points detected.				*	ERROR: Error in computing the link function, its derivatives, or the variance function.			0.00		Algorithm converged.	0.00	NE	1.0000		>999.99		Algorithm converged.	0.00	NE
Infections and infestations	Tuberculosis	4-5	112	22.6	0	0.0	125	25.1	0	0.0	NE			NE	NE	NE		NE	NE	NE	NE		NE	NE	NE	NE		NE		NE	NE	NE
Infections and infestations	Upper respiratory tract infection	1-2	187	37.8	0	0.0	187	37.6	2	1.1		*	Quasi-complete separation of data points detected.				*	ERROR: Error in computing the link function, its derivatives, or the variance function.			0.00		Algorithm converged.	0.00	NE	0.9999	NE	>999.99		Algorithm converged.	0.00	NE
Infections and infestations	Upper respiratory tract infection	3	196	39.6	2	1.0	186	37.3	1	0.5	1.91		Convergence criterion (GCONV=1E-8) satisfied.	0.17	21.21	0.005		Algorithm converged.	-0.013	0.022	1.90		Algorithm converged.	0.17	20.76	0.5996		0.53		Algorithm converged.	0.05	5.76
Infections and infestations	Upper respiratory tract infection	4-5	112	22.6	0	0.0	125	25.1	0	0.0	NE			NE	NE	NE		NE	NE	NE	NE		NE	NE	NE	NE		NE		NE	NE	NE
Infections and infestations	Urinary tract infection	1-2	187	37.8	3	1.6	187	37.6	2	1.1	1.51		Convergence criterion (GCONV=1E-8) satisfied.	0.25	9.13	0.005		Algorithm converged.	-0.018	0.029	1.50		Algorithm converged.	0.25	8.87	0.6548	0.9208	0.67		Algorithm converged.	0.11	3.94
Infections and infestations	Urinary tract infection	3	196	39.6	4	2.0	186	37.3	2	1.1	1.92		Convergence criterion (GCONV=1E-8) satisfied.	0.35	10.59	0.010		Algorithm converged.	-0.015	0.034	1.90		Algorithm converged.	0.35	10.24	0.4562		0.53		Algorithm converged.	0.10	2.84
Infections and infestations	Urinary tract infection	4-5	112	22.6	2	1.8	125	25.1	2	1.6	1.12		Convergence criterion (GCONV=1E-8) satisfied.	0.15	8.07	0.002		Algorithm converged.	-0.031	0.035	1.12		Algorithm converged.	0.16	7.79	0.9118		0.90		Algorithm converged.	0.13	6.26
Infections and infestations	Viral infection	1-2	187	37.8	1	0.5	187	37.6	0	0.0		*	Quasi-complete separation of data points detected.				*	WARNING: Negative of Hessian not positive definite.			NE		Algorithm converged.	NE	NE	NE	NE	NE		Algorithm converged.	NE	NE
Infections and infestations	Viral infection	3	196	39.6	0	0.0	186	37.3	0	0.0	NE			NE	NE	NE		NE	NE	NE	NE		NE	NE	NE	NE		NE		NE	NE	NE
Infections and infestations	Viral infection	4-5	112	22.6	0	0.0	125	25.1	0	0.0	NE			NE	NE	NE		NE	NE	NE	NE		NE	NE	NE	NE		NE		NE	NE	NE
Infections and infestations	Wound infection bacterial	1-2	187	37.8	0	0.0	187	37.6	0	0.0	NE			NE	NE	NE		NE	NE	NE	NE		NE	NE	NE	NE	NE	NE		NE	NE	NE
Infections and infestations	Wound infection bacterial	3	196	39.6	0	0.0	186	37.3	0	0.0	NE			NE	NE	NE		NE	NE	NE	NE		NE	NE	NE	NE		NE		NE	NE	NE
Infections and infestations	Wound infection bacterial	4-5	112	22.6	0	0.0	125	25.1	1	0.8		*	Quasi-complete separation of data points detected.				*	WARNING: The relative Hessian convergence criterion of 16.31611281 is greater than the limit of 0.0001. The convergence is questionable.			0.00		Algorithm converged.	0.00	NE	0.9999		>999.99		Algorithm converged.	0.00	NE
Injury, poisoning and procedural complications		1-2	187	37.8	2	1.1	187	37.6	1	0.5	2.01		Convergence criterion (GCONV=1E-8) satisfied.	0.18	22.37	0.005		Algorithm converged.	-0.013	0.023	2.00		Algorithm converged.	0.18	21.87	0.5700	0.0315	0.50		Algorithm converged.	0.05	5.47
Injury, poisoning and procedural complications		3	196	39.6	3	1.5	186	37.3	0	0.0		*	Quasi-complete separation of data points detected.				*	WARNING: Negative of Hessian not positive definite.			NE		Algorithm converged.	NE	NE	NE		NE		Algorithm converged.	NE	NE
Injury, poisoning and procedural complications		4-5	112	22.6	1	0.9	125	25.1	5	4.0	0.22		Convergence criterion (GCONV=1E-8) satisfied.	0.02	1.88	-0.031		Algorithm converged.	-0.070	0.007	0.22		Algorithm converged.	0.03	1.88	0.1680		4.48		Algorithm converged.	0.53	37.77
Injury, poisoning and procedural complications	Compression fracture	1-2	187	37.8	0	0.0	187	37.6	0	0.0	NE			NE	NE	NE		NE	NE	NE	NE		NE	NE	NE	NE	NE	NE		NE	NE	NE
Injury, poisoning and procedural complications	Compression fracture	3	196	39.6	1	0.5	186	37.3	0	0.0		*	Quasi-complete separation of data points detected.				*	ERROR: The mean parameter is either invalid or at a limit of its range for some observations.			NE		Algorithm converged.	NE	NE	NE		NE		Algorithm converged.	NE	NE
Injury, poisoning and procedural complications	Compression fracture	4-5	112	22.6	0	0.0	125	25.1	0	0.0	NE			NE	NE	NE		NE	NE	NE	NE		NE	NE	NE	NE		NE		NE	NE	NE
Injury, poisoning and procedural complications	Hip fracture	1-2	187	37.8	0	0.0	187	37.6	0	0.0	NE			NE	NE	NE		NE	NE	NE	NE		NE	NE	NE	NE	NE	NE		NE	NE	NE
Injury, poisoning and procedural complications	Hip fracture	3	196	39.6	1	0.5	186	37.3	0	0.0		*	Quasi-complete separation of data points detected.				*	ERROR: The mean parameter is either invalid or at a limit of its range for some observations.			NE		Algorithm converged.	NE	NE	NE		NE		Algorithm converged.	NE	NE
Injury, poisoning and procedural complications	Hip fracture	4-5	112	22.6	0	0.0	125	25.1	2	1.6		*	Quasi-complete separation of data points detected.				*	WARNING: The relative Hessian convergence criterion of 10.206215758 is greater than the limit of 0.0001. The convergence is questionable.			0.00		Algorithm converged.	0.00	NE	0.9999		>999.99		Algorithm converged.	0.00	NE
Injury, poisoning and procedural complications	Infusion related reaction	1-2	187	37.8	0	0.0	187	37.6	1	0.5		*	Quasi-complete separation of data points detected.				*	ERROR: Error in computing the link function, its derivatives, or the variance function.			0.00		Algorithm converged.	0.00	NE	0.9999	NE	>999.99		Algorithm converged.	0.00	NE
Injury, poisoning and procedural complications	Infusion related reaction	3	196	39.6	0	0.0	186	37.3	0	0.0	NE			NE	NE	NE		NE	NE	NE	NE		NE	NE	NE	NE		NE		NE	NE	NE
Injury, poisoning and procedural complications	Infusion related reaction	4-5	112	22.6	0	0.0	125	25.1	0	0.0	NE			NE	NE	NE		NE	NE	NE	NE		NE	NE	NE	NE		NE		NE	NE	NE
Injury, poisoning and procedural complications	Injury	1-2	187	37.8	1	0.5	187	37.6	0	0.0		*	Quasi-complete separation of data points detected.				*	WARNING: Negative of Hessian not positive definite.			NE		Algorithm converged.	NE	NE	NE	NE	NE		Algorithm converged.	NE	NE
Injury, poisoning and procedural complications	Injury	3	196	39.6	0	0.0	186	37.3	0	0.0	NE			NE	NE	NE		NE	NE	NE	NE		NE	NE	NE	NE		NE		NE	NE	NE
Injury, poisoning and procedural complications	Injury	4-5	112	22.6	0	0.0	125	25.1	1	0.8		*	Quasi-complete separation of data points detected.				*	WARNING: The relative Hessian convergence criterion of 16.316112867 is greater than the limit of 0.0001. The convergence is questionable.			0.00		Algorithm converged.	0.00	NE	0.9999		>999.99		Algorithm converged.	0.00	NE
Injury, poisoning and procedural complications	Lower limb fracture	1-2	187	37.8	0	0.0	187	37.6	0	0.0	NE			NE	NE	NE		NE	NE	NE	NE		NE	NE	NE	NE	NE	NE		NE	NE	NE
Injury, poisoning and procedural complications	Lower limb fracture	3	196	39.6	1	0.5	186	37.3	0	0.0		*	Quasi-complete separation of data points detected.				*	ERROR: The mean parameter is either invalid or at a limit of its range for some observations.			NE		Algorithm converged.	NE	NE	NE		NE		Algorithm converged.	NE	NE
Injury, poisoning and procedural complications	Lower limb fracture	4-5	112	22.6	0	0.0	125	25.1	0	0.0	NE			NE	NE	NE		NE	NE	NE	NE		NE	NE	NE	NE		NE		NE	NE	NE
Injury, poisoning and procedural complications	Lumbar vertebral fracture	1-2	187	37.8	0	0.0	187	37.6	0	0.0	NE			NE	NE	NE		NE	NE	NE	NE		NE	NE	NE	NE	NE	NE		NE	NE	NE
Injury, poisoning and procedural complications	Lumbar vertebral fracture	3	196	39.6	0	0.0	186	37.3	0	0.0	NE			NE	NE	NE		NE	NE	NE	NE		NE	NE	NE	NE		NE		NE	NE	NE

Injury, poisoning and procedural complications	Lumbar vertebral fracture	4-5	112	22.6	0	0.0	125	25.1	1	0.8		*	Quasi-complete separation of data points detected.				*	WARNING: The relative Hessian convergence criterion of 16.316112867 is greater than the limit of 0.0001. The convergence is questionable.			0.00		Algorithm converged.	0.00	NE	0.9999		>999.99		Algorithm converged.	0.00	NE
Injury, poisoning and procedural complications	Peroneal nerve injury	1-2	187	37.8	0	0.0	187	37.6	0	0.0	NE			NE	NE	NE		NE	NE	NE	NE		NE	NE	NE	NE	NE	NE		NE	NE	NE
Injury, poisoning and procedural complications	Peroneal nerve injury	3	196	39.6	0	0.0	186	37.3	0	0.0	NE			NE	NE	NE		NE	NE	NE	NE		NE	NE	NE	NE		NE		NE	NE	NE
Injury, poisoning and procedural complications	Peroneal nerve injury	4-5	112	22.6	1	0.9	125	25.1	0	0.0		*	Quasi-complete separation of data points detected.				*	WARNING: The relative Hessian convergence criterion of 18.712481734 is greater than the limit of 0.0001. The convergence is questionable.			NE		Algorithm converged.	NE	NE	NE		NE		Algorithm converged.	NE	NE
Injury, poisoning and procedural complications	Post lumbar puncture syndrome	1-2	187	37.8	1	0.5	187	37.6	0	0.0		*	Quasi-complete separation of data points detected.				*	ERROR: The mean parameter is either invalid or at a limit of its range for some observations.			NE		Algorithm converged.	NE	NE	NE	NE	NE		Algorithm converged.	NE	NE
Injury, poisoning and procedural complications	Post lumbar puncture syndrome	3	196	39.6	0	0.0	186	37.3	0	0.0	NE			NE	NE	NE		NE	NE	NE	NE		NE	NE	NE	NE		NE		NE	NE	NE
Injury, poisoning and procedural complications	Post lumbar puncture syndrome	4-5	112	22.6	0	0.0	125	25.1	0	0.0	NE			NE	NE	NE		NE	NE	NE	NE		NE	NE	NE	NE		NE		NE	NE	NE
Injury, poisoning and procedural complications	Skull fracture	1-2	187	37.8	1	0.5	187	37.6	0	0.0		*	Quasi-complete separation of data points detected.				*	WARNING: Negative of Hessian not positive definite.			NE		Algorithm converged.	NE	NE	NE	NE	NE		Algorithm converged.	NE	NE
Injury, poisoning and procedural complications	Skull fracture	3	196	39.6	0	0.0	186	37.3	0	0.0	NE			NE	NE	NE		NE	NE	NE	NE		NE	NE	NE	NE		NE		NE	NE	NE
Injury, poisoning and procedural complications	Skull fracture	4-5	112	22.6	0	0.0	125	25.1	0	0.0	NE			NE	NE	NE		NE	NE	NE	NE		NE	NE	NE	NE		NE		NE	NE	NE
Injury, poisoning and procedural complications	Spinal column injury	1-2	187	37.8	0	0.0	187	37.6	0	0.0	NE			NE	NE	NE		NE	NE	NE	NE		NE	NE	NE	NE	NE	NE		NE	NE	NE
Injury, poisoning and procedural complications	Spinal column injury	3	196	39.6	0	0.0	186	37.3	0	0.0	NE			NE	NE	NE		NE	NE	NE	NE		NE	NE	NE	NE		NE		NE	NE	NE
Injury, poisoning and procedural complications	Spinal column injury	4-5	112	22.6	0	0.0	125	25.1	1	0.8		*	Quasi-complete separation of data points detected.				*	WARNING: The relative Hessian convergence criterion of 16.316112867 is greater than the limit of 0.0001. The convergence is questionable.			0.00		Algorithm converged.	0.00	NE	0.9999		>999.99		Algorithm converged.	0.00	NE
Injury, poisoning and procedural complications	Thoracic vertebral fracture	1-2	187	37.8	0	0.0	187	37.6	0	0.0	NE			NE	NE	NE		NE	NE	NE	NE		NE	NE	NE	NE	NE	NE		NE	NE	NE
Injury, poisoning and procedural complications	Thoracic vertebral fracture	3	196	39.6	0	0.0	186	37.3	0	0.0	NE			NE	NE	NE		NE	NE	NE	NE		NE	NE	NE	NE		NE		NE	NE	NE
Injury, poisoning and procedural complications	Thoracic vertebral fracture	4-5	112	22.6	0	0.0	125	25.1	1	0.8		*	Quasi-complete separation of data points detected.				*	WARNING: The relative Hessian convergence criterion of 16.316112867 is greater than the limit of 0.0001. The convergence is questionable.			0.00		Algorithm converged.	0.00	NE	0.9999		>999.99		Algorithm converged.	0.00	NE
Investigations		1-2	187	37.8	26	13.9	187	37.6	29	15.5	0.88		Convergence criterion (GCONV=1E-8) satisfied.	0.50	1.56	-0.016		Algorithm converged.	-0.088	0.056	0.90		Algorithm converged.	0.55	1.46	0.6616	0.4681	1.12		Algorithm converged.	0.68	1.82
Investigations		3	196	39.6	39	19.9	186	37.3	37	19.9	1.00		Convergence criterion (GCONV=1E-8) satisfied.	0.60	1.65	0.000		Algorithm converged.	-0.080	0.080	1.00		Algorithm converged.	0.67	1.50	0.9989		1.00		Algorithm converged.	0.67	1.50
Investigations		4-5	112	22.6	29	25.9	125	25.1	24	19.2	1.47		Convergence criterion (GCONV=1E-8) satisfied.	0.80	2.72	0.067		Algorithm converged.	-0.040	0.173	1.35		Algorithm converged.	0.84	2.17	0.2191		0.74		Algorithm converged.	0.46	1.19
Investigations	Alanine aminotransferase increased	1-2	187	37.8	2	1.1	187	37.6	0	0.0		*	Quasi-complete separation of data points detected.				*	ERROR: Error in computing the link function, its derivatives, or the variance function.			NE		Algorithm converged.	NE	NE	NE	0.4097	NE		Algorithm converged.	NE	NE
Investigations	Alanine aminotransferase increased	3	196	39.6	1	0.5	186	37.3	1	0.5	0.95		Convergence criterion (GCONV=1E-8) satisfied.	0.06	15.28	0.000		Algorithm converged.	-0.015	0.014	0.95		Algorithm converged.	0.06	15.06	0.9704		1.05		Algorithm converged.	0.07	16.72
Investigations	Alanine aminotransferase increased	4-5	112	22.6	0	0.0	125	25.1	0	0.0	NE			NE	NE	NE		NE	NE	NE	NE		NE	NE	NE	NE		NE		NE	NE	NE
Investigations	Amylase increased	1-2	187	37.8	0	0.0	187	37.6	1	0.5		*	Quasi-complete separation of data points detected.				*	ERROR: Error in computing the link function, its derivatives, or the variance function.			0.00		Algorithm converged.	0.00	NE	0.9999	1.0000	>999.99		Algorithm converged.	0.00	NE
Investigations	Amylase increased	3	196	39.6	0	0.0	186	37.3	1	0.5		*	Quasi-complete separation of data points detected.				*	ERROR: Error in computing the link function, its derivatives, or the variance function.			0.00		Algorithm converged.	0.00	NE	1.0000		>999.99		Algorithm converged.	0.00	NE
Investigations	Amylase increased	4-5	112	22.6	0	0.0	125	25.1	1	0.8		*	Quasi-complete separation of data points detected.				*	WARNING: The relative Hessian convergence criterion of 16.316112867 is greater than the limit of 0.0001. The convergence is questionable.			0.00		Algorithm converged.	0.00	NE	0.9999		>999.99		Algorithm converged.	0.00	NE
Investigations	Aspartate aminotransferase increased	1-2	187	37.8	0	0.0	187	37.6	0	0.0	NE			NE	NE	NE		NE	NE	NE	NE		NE	NE	NE	NE	NE	NE		NE	NE	NE
Investigations	Aspartate aminotransferase increased	3	196	39.6	1	0.5	186	37.3	0	0.0		*	Quasi-complete separation of data points detected.				*	ERROR: The mean parameter is either invalid or at a limit of its range for some observations.			NE		Algorithm converged.	NE	NE	NE		NE		Algorithm converged.	NE	NE
Investigations	Aspartate aminotransferase increased	4-5	112	22.6	0	0.0	125	25.1	0	0.0	NE			NE	NE	NE		NE	NE	NE	NE		NE	NE	NE	NE		NE		NE	NE	NE
Investigations	Blood alkaline phosphatase	1-2	187	37.8	0	0.0	187	37.6	0	0.0	NE			NE	NE	NE		NE	NE	NE	NE		NE	NE	NE	NE	NE	NE		NE	NE	NE
Investigations	Blood alkaline phosphatase	3	196	39.6	1	0.5	186	37.3	0	0.0		*	Quasi-complete separation of data points detected.				*	ERROR: The mean parameter is either invalid or at a limit of its range for some observations.			NE		Algorithm converged.	NE	NE	NE		NE		Algorithm converged.	NE	NE
Investigations	Blood alkaline phosphatase	4-5	112	22.6	0	0.0	125	25.1	0	0.0	NE			NE	NE	NE		NE	NE	NE	NE		NE	NE	NE	NE		NE		NE	NE	NE
Investigations	Blood creatinine increased	1-2	187	37.8	0	0.0	187	37.6	0	0.0	NE			NE	NE	NE		NE	NE	NE	NE		NE	NE	NE	NE	NE	NE		NE	NE	NE
Investigations	Blood creatinine increased	3	196	39.6	0	0.0	186	37.3	1	0.5		*	Quasi-complete separation of data points detected.				*	ERROR: Error in computing the link function, its derivatives, or the variance function.			0.00		Algorithm converged.	0.00	NE	1.0000		>999.99		Algorithm converged.	0.00	NE
Investigations	Blood creatinine increased	4-5	112	22.6	0	0.0	125	25.1	0	0.0	NE			NE	NE	NE		NE	NE	NE	NE		NE	NE	NE	NE		NE		NE	NE	NE
Investigations	Blood culture positive	1-2	187	37.8	0	0.0	187	37.6	0	0.0	NE			NE	NE	NE		NE	NE	NE	NE		NE	NE	NE	NE	NE	NE		NE	NE	NE
Investigations	Blood culture positive	3	196	39.6	0	0.0	186	37.3	0	0.0	NE			NE	NE	NE		NE	NE	NE	NE		NE	NE	NE	NE		NE		NE	NE	NE
Investigations	Blood culture positive	4-5	112	22.6	0	0.0	125	25.1	1	0.8		*	Quasi-complete separation of data points detected.				*	WARNING: The relative Hessian convergence criterion of 16.31611281 is greater than the limit of 0.0001. The convergence is questionable.			0.00		Algorithm converged.	0.00	NE	0.9999		>999.99		Algorithm converged.	0.00	NE
Investigations	Blood glucose decreased	1-2	187	37.8	0	0.0	187	37.6	0	0.0	NE			NE	NE	NE		NE	NE	NE	NE		NE	NE	NE	NE	NE	NE		NE	NE	NE
Investigations	Blood glucose decreased	3	196	39.6	0	0.0	186	37.3	1	0.5		*	Quasi-complete separation of data points detected.				*	ERROR: Error in computing the link function, its derivatives, or the variance function.			0.00		Algorithm converged.	0.00	NE	1.0000		>999.99		Algorithm converged.	0.00	NE
Investigations	Blood glucose decreased	4-5	112	22.6	0	0.0	125	25.1	0	0.0	NE			NE	NE	NE		NE	NE	NE	NE		NE	NE	NE	NE		NE		NE	NE	NE
Investigations	Blood glucose increased	1-2	187	37.8	1	0.5	187	37.6	0	0.0		*	Quasi-complete separation of data points detected.				*	ERROR: The mean parameter is either invalid or at a limit of its range for some observations.			NE		Algorithm converged.	NE	NE	NE	NE	NE		Algorithm converged.	NE	NE
Investigations	Blood glucose increased	3	196	39.6	0	0.0	186	37.3	0	0.0	NE			NE	NE	NE		NE	NE	NE	NE		NE	NE	NE	NE		NE		NE	NE	NE
Investigations	Blood glucose increased	4-5	112	22.6	0	0.0	125	25.1	0	0.0	NE			NE	NE	NE		NE	NE	NE	NE		NE	NE	NE	NE		NE		NE	NE	NE
Investigations	Blood triglycerides increased	1-2	187	37.8	0	0.0	187	37.6	0	0.0	NE			NE	NE	NE		NE	NE	NE	NE		NE	NE	NE	NE	NE	NE		NE	NE	NE
Investigations	Blood triglycerides increased	3	196	39.6	0	0.0	186	37.3	0	0.0	NE			NE	NE	NE		NE	NE	NE	NE		NE	NE	NE	NE		NE		NE	NE	NE
Investigations	Blood triglycerides increased	4-5	112	22.6	0	0.0	125	25.1	1	0.8		*	Quasi-complete separation of data points detected.				*	WARNING: The relative Hessian convergence criterion of 16.316112867 is greater than the limit of 0.0001. The convergence is questionable.			0.00		Algorithm converged.	0.00	NE	0.9999		>999.99		Algorithm converged.	0.00	NE
Investigations	C-reactive protein increased	1-2	187	37.8	0	0.0	187	37.6	0	0.0	NE			NE	NE	NE		NE	NE	NE	NE		NE	NE	NE	NE	NE	NE		NE	NE	NE
Investigations	C-reactive protein increased	3	196	39.6	0	0.0	186	37.3	0	0.0	NE			NE	NE	NE		NE	NE	NE	NE		NE	NE	NE	NE		NE		NE	NE	NE
Investigations	C-reactive protein increased	4-5	112	22.6	1	0.9	125	25.1	0	0.0		*	Quasi-complete separation of data points detected.				*	WARNING: The relative Hessian convergence criterion of 18.712481734 is greater than the limit of 0.0001. The convergence is questionable.			NE		Algorithm converged.	NE	NE	NE		NE		Algorithm converged.	NE	NE
Investigations	Coronavirus test positive	1-2	187	37.8	0	0.0	187	37.6	0	0.0	NE			NE	NE	NE		NE	NE	NE	NE		NE	NE	NE	NE	NE	NE		NE	NE	NE
Investigations	Coronavirus test positive	3	196	39.6	1	0.5	186	37.3	0	0.0		*	Quasi-complete separation of data points detected.				*	ERROR: The mean parameter is either invalid or at a limit of its range for some observations.			NE		Algorithm converged.	NE	NE	NE		NE		Algorithm converged.	NE	NE
Investigations	Coronavirus test positive	4-5	112	22.6	0	0.0	125	25.1	0	0.0	NE			NE	NE	NE		NE	NE	NE	NE		NE	NE	NE	NE		NE		NE	NE	NE
Investigations	Ejection fraction decreased	1-2	187	37.8	1	0.5	187	37.6	0	0.0		*	Quasi-complete separation of data points detected.				*	WARNING: Negative of Hessian not positive definite.			NE		Algorithm converged.	NE	NE	NE	NE	NE		Algorithm converged.	NE	NE
Investigations	Ejection fraction decreased	3	196	39.6	0	0.0	186	37.3	1	0.5		*	Quasi-complete separation of data points detected.				*	ERROR: Error in computing the link function, its derivatives, or the variance function.			0.00		Algorithm converged.	0.00	NE	1.0000		>999.99		Algorithm converged.	0.00	NE
Investigations	Ejection fraction decreased	4-5	112	22.6	0	0.0	125	25.1	0	0.0	NE			NE	NE	NE		NE	NE	NE	NE		NE	NE	NE	NE		NE		NE	NE	NE
Investigations	Gamma-glutamyltransferase increased	1-2	187	37.8	0	0.0	187	37.6	0	0.0	NE			NE	NE	NE		NE	NE	NE	NE		NE	NE	NE	NE	0.6504	NE		NE	NE	NE
Investigations	Gamma-glutamyltransferase increased	3	196	39.6	1	0.5	186	37.3	2	1.1	0.47		Convergence criterion (GCONV=1E-8) satisfied.	0.04	5.25	-0.006		Algorithm converged.	-0.024	0.012	0.47		Algorithm converged.	0.04	5.19	0.5413		2.11		Algorithm converged.	0.19	23.05
Investigations	Gamma-glutamyltransferase increased	4-5	112	22.6	2	1.8	125	25.1	1	0.8	2.25		Convergence criterion (GCONV=1E-8) satisfied.	0.20	25.21	0.010		Algorithm converged.	-0.019	0.039	2.23		Algorithm converged.	0.21	24.28	0.5097		0.45		Algorithm converged.	0.04	4.87
Investigations	Lipase increased	1-2	187	37.8	2	1.1	187	37.6	3	1.6	0.66		Convergence criterion (GCONV=1E-8) satisfied.	0.11	4.01	-0.005		Algorithm converged.	-0.029	0.018	0.67		Algorithm converged.	0.11	3.94	0.6548	0.3202	1.50		Algorithm converged.	0.25	8.87
Investigations	Lipase increased	3	196	39.6	0	0.0	186	37.3	2	1.1		*	Quasi-complete separation of data points detected.				*	ERROR: Error in computing the link function, its derivatives, or the variance function.			0.00		Algorithm converged.	0.00	NE	0.9999		>999.99		Algorithm converged.	0.00	NE
Investigations	Lipase increased	4-5	112	22.6	0	0.0	125	25.1	1	0.8		*	Quasi-complete separation of data points detected.				*	WARNING: The relative Hessian convergence criterion of 16.316112867 is greater than the limit of 0.0001. The convergence is questionable.			0.00		Algorithm converged.	0.00	NE	0.9999		>999.99		Algorithm converged.	0.00	NE
Investigations	Liver function test increased	1-2	187	37.8	0	0.0	187	37.6	0	0.0	NE			NE	NE	NE		NE	NE	NE	NE		NE	NE	NE	NE	NE	NE		NE	NE	NE
Investigations	Liver function test increased	3	196	39.6	0	0.0	186	37.3	0	0.0	NE			NE	NE	NE		NE	NE	NE	NE		NE	NE	NE	NE		NE		NE	NE	NE
Investigations	Liver function test increased	4-5	112	22.6	1	0.9	125	25.1	0	0.0		*	Quasi-complete separation of data points detected.				*	ERROR: Error in computing the link function, its derivatives, or the variance function.			NE		Algorithm converged.	NE	NE	NE		NE		Algorithm converged.	NE	NE
Investigations	Lymphocyte count decreased	1-2	187	37.8	6	3.2	187	37.6	11	5.9	0.53		Convergence criterion (GCONV=1E-8) satisfied.	0.19	1.47	-0.027		Algorithm converged.	-0.069	0.015	0.55		Algorithm converged.	0.21	1.44	0.2225	0.0434	1.83		Algorithm converged.	0.69	4.85
Investigations	Lymphocyte count decreased	3	196	39.6	11	5.6	186	37.3	3	1.6	3.63		Convergence criterion (GCONV=1E-8) satisfied.	1.00	13.21	0.040		Algorithm converged.	0.003	0.077	3.48		Algorithm converged.	0.99	12.28	0.0526		0.29		Algorithm converged.	0.08	1.01
Investigations	Lymphocyte count decreased	4-5	112	22.6	5	4.5	125	25.1	3	2.4	1.90		Convergence criterion (GCONV=1E-8) satisfied.	0.44	8.14	0.021		Algorithm converged.	-0.026	0.067	1.86		Algorithm converged.	0.45	7.61	0.3878		0.54		Algorithm converged.	0.13	2.20
Investigations	Neutrophil count decreased	1-2	187	37.8	18	9.6	187	37.6	18	9.6	1.00		Convergence criterion (GCONV=1E-8) satisfied.	0.50	1.99	0.000		Algorithm converged.	-0.060	0.060	1.00		Algorithm converged.	0.54	1.86	1.0000	0.8759	1.00		Algorithm converged.	0.54	1.86
Investigations	Neutrophil count decreased	3	196	39.6	25	12.8	186	37.3	21	11.3	1.15		Convergence criterion (GCONV=1E-8) satisfied.	0.62	2.13	0.015		Algorithm converged.	-0.051	0.080	1.13		Algorithm converged.	0.66	1.95	0.6605		0.89		Algorithm converged.	0.51	1.53
Investigations	Neutrophil count decreased	4-5	112	22.6	17	15.2	125	25.1	15	12.0	1.31		Convergence criterion (GCONV=1E-8) satisfied.	0.62	2.77	0.032		Algorithm converged.	-0.056	0.119	1.26		Algorithm converged.	0.66	2.41	0.4757		0.79		Algorithm converged.	0.41	1.51
Investigations	Oxygen saturation decreased	1-2	187	37.8	0	0.0	187	37.6	0	0.0	NE			NE	NE	NE		NE	NE	NE	NE		NE	NE	NE	NE	NE	NE		NE	NE	NE
Investigations	Oxygen saturation decreased	3	196	39.6	0	0.0	186	37.3	0	0.0	NE			NE	NE	NE		NE	NE	NE	NE		NE	NE	NE	NE		NE		NE	NE	NE
Investigations	Oxygen saturation decreased	4-5	112	22.6	0	0.0	125	25.1	1	0.8		*	Quasi-complete separation of data points detected.				*	WARNING: The relative Hessian convergence criterion of 16.31611281 is greater than the limit of 0.0001. The convergence is questionable.			0.00		Algorithm converged.	0.00	NE	0.9999		>999.99		Algorithm converged.	0.00	NE
Investigations	Platelet count decreased	1-2	187	37.8	2	1.1	187	37.6	2	1.1	1.00		Convergence criterion (GCONV=1E-8) satisfied.	0.14	7.17	0.000		Algorithm converged.	-0.021	0.021	1.00		Algorithm converged.	0.14	7.02	1.0000	0.9571	1.00		Algorithm converged.	0.14	7.02
Investigations	Platelet count decreased	3	196	39.6	10	5.1	186	37.3	7	3.8	1.37		Convergence criterion (GCONV=1E-8) satisfied.	0.51	3.69	0.013		Algorithm converged.	-0.028	0.055	1.36		Algorithm converged.	0.53	3.49	0.5279		0.74		Algorithm converged.	0.29	1.90
Investigations	Platelet count decreased	4-5	112	22.6	5	4.5	125	25.1	4	3.2	1.41		Convergence criterion (GCONV=1E-8) satisfied.	0.37	5.40	0.013		Algorithm converged.	-0.036	0.062	1.40		Algorithm converged.	0.38	5.07	0.6129		0.72		Algorithm converged.	0.20	2.60
Investigations	Troponin I increased	1-2	187	37.8	0	0.0	187	37.6	0	0.0	NE			NE	NE	NE		NE	NE	NE	NE		NE	NE	NE	NE	NE	NE		NE	NE	NE
Investigations	Troponin I increased	3	196	39.6	0	0.0	186	37.3	1	0.5		*	Quasi-complete separation of data points detected.				*	ERROR: Error in computing the link function, its derivatives, or the variance function.			0.00		Algorithm converged.	0.00	NE	1.0000		>999.99		Algorithm converged.	0.00	NE
Investigations	Troponin I increased	4-5	112	22.6	0	0.0	125	25.1	0	0.0	NE			NE	NE	NE		NE	NE	NE	NE		NE	NE	NE	NE		NE		NE	NE	NE
Investigations	Troponin T increased	1-2	187	37.8	0	0.0	187	37.6	0	0.0	NE			NE	NE	NE		NE	NE	NE	NE		NE	NE	NE	NE	NE	NE		NE	NE	NE
Investigations	Troponin T increased	3	196	39.6	0	0.0	186	37.3	0	0.0	NE			NE	NE	NE		NE	NE	NE	NE		NE	NE	NE	NE		NE		NE	NE	NE
Investigations	Troponin T increased	4-5	112	22.6	1	0.9	125	25.1	0	0.0		*	Quasi-complete separation of data points detected.				*	WARNING: The relative Hessian convergence criterion of 18.712481801 is greater than the limit of 0.0001. The convergence is questionable.			NE		Algorithm converged.	NE	NE	NE		NE		Algorithm converged.	NE	NE
Investigations	Weight decreased	1-2	187	37.8	1	0.5	187	37.6	0	0.0		*	Quasi-complete separation of data points detected.				*	ERROR: The mean parameter is either invalid or at a limit of its range for some observations.			NE		Algorithm converged.	NE	NE	NE	0.6117	NE		Algorithm converged.	NE	NE
Investigations	Weight decreased	3	196	39.6	2	1.0	186	37.3	1	0.5	1.91		Convergence criterion (GCONV=1E-8) satisfied.	0.17	21.21	0.005		Algorithm converged.	-0.013	0.022	1.90		Algorithm converged.	0.17	20.76	0.5996		0.53		Algorithm converged.	0.05	5.76
Investigations	Weight decreased	4-5	112	22.6	1	0.9	125	25.1	1	0.8	1.12		Convergence criterion (GCONV=1E-8) satisfied.	0.07	18.07	0.001		Algorithm converged.	-0.022	0.024	1.12		Algorithm converged.	0.07	17.63	0.9378		0.90		Algorithm converged.	0.06	14.16
Investigations	Weight increased	1-2	187	37.8	0	0.0	187	37.6	2	1.1		*	Quasi-complete separation of data points detected.				*	ERROR: Error in computing the link function, its derivatives, or the variance function.			0.00		Algorithm converged.	0.00	NE	0.9999	0.0951	>999.99		Algorithm converged.	0.00	NE
Investigations	Weight increased	3	196	39.6	0	0.0	186	37.3	1	0.5		*	Quasi-complete separation of data points detected.				*	ERROR: Error in computing the link function, its derivatives, or the variance function.			0.00		Algorithm converged.	0.00	NE	1.0000		>999.99		Algorithm converged.	0.00	NE
Investigations	Weight increased	4-5	112	22.6	1	0.9	125	25.1	0	0.0		*	Quasi-complete separation of data points detected.				*	WARNING: The relative Hessian convergence criterion of 18.712481934 is greater than the limit of 0.0001. The convergence is questionable.			NE		Algorithm converged.	NE	NE	NE		NE		Algorithm converged.	NE	NE
Investigations	White blood cell count decreased	1-2	187	37.8	15	8.0	187	37.6	15	8.0	1.00		Convergence criterion (GCONV=1E-8) satisfied.	0.47	2.11	0.000		Algorithm converged.	-0.055	0.055	1.00		Algorithm converged.	0.50	1.99	1.0000	0.7084	1.00		Algorithm converged.	0.50	1.99
Investigations	White blood cell count decreased	3	196	39.6	22	11.2	186	37.3	15	8.1	1.44		Convergence criterion (GCONV=1E-8) satisfied.	0.72	2.87	0.032		Algorithm converged.	-0.027	0.091	1.39		Algorithm converged.	0.75	2.60	0.2997		0.72		Algorithm converged.	0.38	1.34
Investigations	White blood cell count decreased	4-5	112	22.6	12	10.7	125	25.1	9	7.2	1.55		Convergence criterion (GCONV=1E-8) satisfied.	0.63	3.82	0.035		Algorithm converged.	-0.038	0.108	1.49		Algorithm converged.	0.65	3.40	0.3455		0.67		Algorithm converged.	0.29	1.53
Investigations	White blood cell count increased	1-2	187	37.8	0	0.0	187	37.6	0	0.0	NE			NE	NE	NE		NE	NE	NE	NE		NE	NE	NE	NE	NE	NE		NE	NE	NE
Investigations	White blood cell count increased	3	196	39.6	0	0.0	186	37.3	0	0.0	NE			NE	NE	NE		NE	NE	NE	NE		NE	NE	NE	NE		NE		NE	NE	NE
Investigations	White blood cell count increased	4-5	112	22.6	1	0.9	125	25.1	0	0.0		*	Quasi-complete separation of data points detected.				*	ERROR: Error in computing the link function, its derivatives, or the variance function.			NE		Algorithm converged.	NE	NE	NE		NE		Algorithm converged.	NE	NE
Metabolism and nutrition disorders		1-2	187	37.8	12	6.4	187	37.6	12	6.4	1.00		Convergence criterion (GCONV=1E-8) satisfied.	0.44	2.29	0.000		Algorithm converged.	-0.050	0.050	1.00		Algorithm converged.	0.46	2.17	1.0000	0.7982	1.00		Algorithm converged.	0.46	2.17
Metabolism and nutrition disorders		3	196	39.6	20	10.2	186	37.3	14	7.5	1.40		Convergence criterion (GCONV=1E-8) satisfied.	0.68	2.85	0.027		Algorithm converged.	-0.030	0.084	1.36		Algorithm converged.	0.71	2.60	0.3609		0.74		Algorithm converged.	0.38	1.42
Metabolism and nutrition disorders		4-5	112	22.6	14	12.5	125	25.1	15	12.0	1.05		Convergence criterion (GCONV=1E-8) satisfied.	0.48	2.28	0.005		Algorithm converged.	-0.079	0.089	1.04		Algorithm converged.	0.53	2.06	0.9066		0.96		Algorithm converged.	0.49	1.90
Metabolism and nutrition disorders	Decreased appetite	1-2	187	37.8	1	0.5	187	37.6	2	1.1	0.50		Convergence criterion (GCONV=1E-8) satisfied.	0.04	5.53	-0.005		Algorithm converged.	-0.023	0.013	0.50		Algorithm converged.	0.05	5.47	0.5700	0.1459	2.00		Algorithm converged.	0.18	21.87
Metabolism and nutrition disorders	Decreased appetite	3	196	39.6	3	1.5	186	37.3	0	0.0		*	Quasi-complete separation of data points detected.				*	WARNING: Negative of Hessian not positive definite.			NE		Algorithm converged.	NE	NE	NE		NE		Algorithm converged.	NE	NE
Metabolism and nutrition disorders	Decreased appetite	4-5	112	22.6	1	0.9	125	25.1	1	0.8	1.12		Convergence criterion (GCONV=1E-8) satisfied.	0.07	18.07	0.001		Algorithm converged.	-0.022	0.024	1.12		Algorithm converged.	0.07	17.63	0.9378		0.90		Algorithm converged.	0.06	14.16
Metabolism and nutrition disorders	Dehydration	1-2	187	37.8	1	0.5	187	37.6	2	1.1	0.50		Convergence criterion (GCONV=1E-8) satisfied.	0.04	5.53	-0.005		Algorithm converged.	-0.023	0.013	0.50		Algorithm converged.	0.05	5.47	0.5700	0.2126	2.00		Algorithm converged.	0.18	21.87
Metabolism and nutrition disorders	Dehydration	3	196	39.6	0	0.0	186	37.3	1	0.5		*	Quasi-complete separation of data points detected.				*	ERROR: Error in computing the link function, its derivatives, or the variance function.			0.00		Algorithm converged.	0.00	NE	1.0000		>999.99		Algorithm converged.	0.00	NE
Metabolism and nutrition disorders	Dehydration	4-5	112	22.6	1	0.9	125	25.1	0	0.0		*	Quasi-complete separation of data points detected.				*	WARNING: The relative Hessian convergence criterion of 18.712481934 is greater than the limit of 0.0001. The convergence is questionable.			NE		Algorithm converged.	NE	NE	NE		NE		Algorithm converged.	NE	NE
Metabolism and nutrition disorders	Diabetes mellitus	1-2	187	37.8	0	0.0	187	37.6	0	0.0	NE			NE	NE	NE		NE	NE	NE	NE		NE	NE	NE	NE	NE	NE		NE	NE	NE
Metabolism and nutrition disorders	Diabetes mellitus	3	196	39.6	0	0.0	186	37.3	1	0.5		*	Quasi-complete separation of data points detected.				*	ERROR: Error in computing the link function, its derivatives, or the variance function.			0.00		Algorithm converged.	0.00	NE	1.0000		>999.99		Algorithm converged.	0.00	NE
Metabolism and nutrition disorders	Diabetes mellitus	4-5	112	22.6	0	0.0	125	25.1	0	0.0	NE			NE	NE	NE		NE	NE	NE	NE		NE	NE	NE	NE		NE		NE	NE	NE
Metabolism and nutrition disorders	Diabetes mellitus inadequate control	1-2	187	37.8	0	0.0	187	37.6	0	0.0	NE			NE	NE	NE		NE	NE	NE	NE		NE	NE	NE	NE	NE	NE		NE	NE	NE

Metabolism and nutrition disorders	Diabetes mellitus inadequate control	3	196	39.6	0	0.0	186	37.3	1	0.5		*	Quasi-complete separation of data points detected.				*	ERROR: Error in computing the link function, its derivatives, or the variance function.			0.00		Algorithm converged.	0.00	NE	1.0000		>999.99		Algorithm converged.	0.00	NE
Metabolism and nutrition disorders	Diabetes mellitus inadequate control	4-5	112	22.6	0	0.0	125	25.1	0	0.0	NE			NE	NE	NE		NE	NE	NE	NE		NE	NE	NE	NE		NE		NE	NE	NE
Metabolism and nutrition disorders	Glucose tolerance impaired	1-2	187	37.8	1	0.5	187	37.6	0	0.0		*	Quasi-complete separation of data points detected.				*	ERROR: The mean parameter is either invalid or at a limit of its range for some observations.			NE		Algorithm converged.	NE	NE	NE	NE	NE		Algorithm converged.	NE	NE
Metabolism and nutrition disorders	Glucose tolerance impaired	3	196	39.6	0	0.0	186	37.3	0	0.0	NE			NE	NE	NE		NE	NE	NE	NE		NE	NE	NE	NE		NE		NE	NE	NE
Metabolism and nutrition disorders	Glucose tolerance impaired	4-5	112	22.6	0	0.0	125	25.1	0	0.0	NE			NE	NE	NE		NE	NE	NE	NE		NE	NE	NE	NE		NE		NE	NE	NE
Metabolism and nutrition disorders	Hypercalcaemia	1-2	187	37.8	0	0.0	187	37.6	0	0.0	NE			NE	NE	NE		NE	NE	NE	NE		NE	NE	NE	NE	NE	NE		NE	NE	NE
Metabolism and nutrition disorders	Hypercalcaemia	3	196	39.6	1	0.5	186	37.3	0	0.0		*	Quasi-complete separation of data points detected.				*	ERROR: The mean parameter is either invalid or at a limit of its range for some observations.			NE		Algorithm converged.	NE	NE	NE		NE		Algorithm converged.	NE	NE
Metabolism and nutrition disorders	Hypercalcaemia	4-5	112	22.6	0	0.0	125	25.1	0	0.0	NE			NE	NE	NE		NE	NE	NE	NE		NE	NE	NE	NE		NE		NE	NE	NE
Metabolism and nutrition disorders	Hyperglycaemia	1-2	187	37.8	4	2.1	187	37.6	2	1.1	2.02		Convergence criterion (GCONV=1E-8) satisfied.	0.37	11.17	0.011		Algorithm converged.	-0.015	0.036	2.00		Algorithm converged.	0.37	10.79	0.4202	0.4201	0.50		Algorithm converged.	0.09	2.70
Metabolism and nutrition disorders	Hyperglycaemia	3	196	39.6	2	1.0	186	37.3	1	0.5	1.91		Convergence criterion (GCONV=1E-8) satisfied.	0.17	21.21	0.005		Algorithm converged.	-0.013	0.022	1.90		Algorithm converged.	0.17	20.76	0.5996		0.53		Algorithm converged.	0.05	5.76
Metabolism and nutrition disorders	Hyperglycaemia	4-5	112	22.6	1	0.9	125	25.1	3	2.4	0.37		Convergence criterion (GCONV=1E-8) satisfied.	0.04	3.57	-0.015		Algorithm converged.	-0.047	0.017	0.37		Algorithm converged.	0.04	3.53	0.3888		2.69		Algorithm converged.	0.28	25.47
Metabolism and nutrition disorders	Hyperkalaemia	1-2	187	37.8	0	0.0	187	37.6	0	0.0	NE			NE	NE	NE		NE	NE	NE	NE		NE	NE	NE	NE	NE	NE		NE	NE	NE
Metabolism and nutrition disorders	Hyperkalaemia	3	196	39.6	0	0.0	186	37.3	1	0.5		*	Quasi-complete separation of data points detected.				*	ERROR: Error in computing the link function, its derivatives, or the variance function.			0.00		Algorithm converged.	0.00	NE	1.0000		>999.99		Algorithm converged.	0.00	NE
Metabolism and nutrition disorders	Hyperkalaemia	4-5	112	22.6	0	0.0	125	25.1	1	0.8		*	Quasi-complete separation of data points detected.				*	WARNING: The relative Hessian convergence criterion of 16.316112867 is greater than the limit of 0.0001. The convergence is questionable.			0.00		Algorithm converged.	0.00	NE	0.9999		>999.99		Algorithm converged.	0.00	NE
Metabolism and nutrition disorders	Hypertriglyceridaemia	1-2	187	37.8	2	1.1	187	37.6	0	0.0		*	Quasi-complete separation of data points detected.				*	ERROR: Error in computing the link function, its derivatives, or the variance function.			NE		Algorithm converged.	NE	NE	NE	NE	NE		Algorithm converged.	NE	NE
Metabolism and nutrition disorders	Hypertriglyceridaemia	3	196	39.6	0	0.0	186	37.3	1	0.5		*	Quasi-complete separation of data points detected.				*	ERROR: Error in computing the link function, its derivatives, or the variance function.			0.00		Algorithm converged.	0.00	NE	1.0000		>999.99		Algorithm converged.	0.00	NE
Metabolism and nutrition disorders	Hypertriglyceridaemia	4-5	112	22.6	0	0.0	125	25.1	0	0.0	NE			NE	NE	NE		NE	NE	NE	NE		NE	NE	NE	NE		NE		NE	NE	NE
Metabolism and nutrition disorders	Hyperuricaemia	1-2	187	37.8	0	0.0	187	37.6	0	0.0	NE			NE	NE	NE		NE	NE	NE	NE		NE	NE	NE	NE	NE	NE		NE	NE	NE
Metabolism and nutrition disorders	Hyperuricaemia	3	196	39.6	1	0.5	186	37.3	0	0.0		*	Quasi-complete separation of data points detected.				*	ERROR: The mean parameter is either invalid or at a limit of its range for some observations.			NE		Algorithm converged.	NE	NE	NE		NE		Algorithm converged.	NE	NE
Metabolism and nutrition disorders	Hyperuricaemia	4-5	112	22.6	1	0.9	125	25.1	0	0.0		*	Quasi-complete separation of data points detected.				*	WARNING: The relative Hessian convergence criterion of 18.712482 is greater than the limit of 0.0001. The convergence is questionable.			NE		Algorithm converged.	NE	NE	NE		NE		Algorithm converged.	NE	NE
Metabolism and nutrition disorders	Hypoalbuminaemia	1-2	187	37.8	0	0.0	187	37.6	0	0.0	NE			NE	NE	NE		NE	NE	NE	NE		NE	NE	NE	NE	NE	NE		NE	NE	NE
Metabolism and nutrition disorders	Hypoalbuminaemia	3	196	39.6	0	0.0	186	37.3	0	0.0	NE			NE	NE	NE		NE	NE	NE	NE		NE	NE	NE	NE		NE		NE	NE	NE
Metabolism and nutrition disorders	Hypoalbuminaemia	4-5	112	22.6	3	2.7	125	25.1	0	0.0		*	Quasi-complete separation of data points detected.				*	WARNING: Negative of Hessian not positive definite.			NE		Algorithm converged.	NE	NE	NE		NE		Algorithm converged.	NE	NE
Metabolism and nutrition disorders	Hypocalcaemia	1-2	187	37.8	0	0.0	187	37.6	1	0.5		*	Quasi-complete separation of data points detected.				*	ERROR: Error in computing the link function, its derivatives, or the variance function.			0.00		Algorithm converged.	0.00	NE	0.9999	0.1344	>999.99		Algorithm converged.	0.00	NE
Metabolism and nutrition disorders	Hypocalcaemia	3	196	39.6	0	0.0	186	37.3	1	0.5		*	Quasi-complete separation of data points detected.				*	ERROR: Error in computing the link function, its derivatives, or the variance function.			0.00		Algorithm converged.	0.00	NE	1.0000		>999.99		Algorithm converged.	0.00	NE
Metabolism and nutrition disorders	Hypocalcaemia	4-5	112	22.6	1	0.9	125	25.1	0	0.0		*	Quasi-complete separation of data points detected.				*	ERROR: Error in computing the link function, its derivatives, or the variance function.			NE		Algorithm converged.	NE	NE	NE		NE		Algorithm converged.	NE	NE
Metabolism and nutrition disorders	Hypoglycaemia	1-2	187	37.8	0	0.0	187	37.6	1	0.5		*	Quasi-complete separation of data points detected.				*	ERROR: Error in computing the link function, its derivatives, or the variance function.			0.00		Algorithm converged.	0.00	NE	0.9999	NE	>999.99		Algorithm converged.	0.00	NE
Metabolism and nutrition disorders	Hypoglycaemia	3	196	39.6	1	0.5	186	37.3	0	0.0		*	Quasi-complete separation of data points detected.				*	ERROR: The mean parameter is either invalid or at a limit of its range for some observations.			NE		Algorithm converged.	NE	NE	NE		NE		Algorithm converged.	NE	NE
Metabolism and nutrition disorders	Hypoglycaemia	4-5	112	22.6	0	0.0	125	25.1	0	0.0	NE			NE	NE	NE		NE	NE	NE	NE		NE	NE	NE	NE		NE		NE	NE	NE
Metabolism and nutrition disorders	Hypokalaemia	1-2	187	37.8	1	0.5	187	37.6	3	1.6	0.33		Convergence criterion (GCONV=1E-8) satisfied.	0.03	3.20	-0.011		Algorithm converged.	-0.032	0.010	0.33		Algorithm converged.	0.03	3.18	0.3394	0.4237	3.00		Algorithm converged.	0.31	28.58
Metabolism and nutrition disorders	Hypokalaemia	3	196	39.6	7	3.6	186	37.3	4	2.2	1.69		Convergence criterion (GCONV=1E-8) satisfied.	0.49	5.85	0.014		Algorithm converged.	-0.019	0.048	1.66		Algorithm converged.	0.49	5.58	0.4120		0.60		Algorithm converged.	0.18	2.02
Metabolism and nutrition disorders	Hypokalaemia	4-5	112	22.6	4	3.6	125	25.1	4	3.2	1.12		Convergence criterion (GCONV=1E-8) satisfied.	0.27	4.59	0.004		Algorithm converged.	-0.042	0.050	1.12		Algorithm converged.	0.29	4.36	0.8745		0.90		Algorithm converged.	0.23	3.50
Metabolism and nutrition disorders	Hypomagnesaemia	1-2	187	37.8	0	0.0	187	37.6	0	0.0	NE			NE	NE	NE		NE	NE	NE	NE		NE	NE	NE	NE	NE	NE		NE	NE	NE
Metabolism and nutrition disorders	Hypomagnesaemia	3	196	39.6	1	0.5	186	37.3	0	0.0		*	Quasi-complete separation of data points detected.				*	ERROR: The mean parameter is either invalid or at a limit of its range for some observations.			NE		Algorithm converged.	NE	NE	NE		NE		Algorithm converged.	NE	NE
Metabolism and nutrition disorders	Hypomagnesaemia	4-5	112	22.6	0	0.0	125	25.1	0	0.0	NE			NE	NE	NE		NE	NE	NE	NE		NE	NE	NE	NE		NE		NE	NE	NE
Metabolism and nutrition disorders	Hyponatraemia	1-2	187	37.8	2	1.1	187	37.6	1	0.5	2.01		Convergence criterion (GCONV=1E-8) satisfied.	0.18	22.37	0.005		Algorithm converged.	-0.013	0.023	2.00		Algorithm converged.	0.18	21.87	0.5700	0.5737	0.50		Algorithm converged.	0.05	5.47
Metabolism and nutrition disorders	Hyponatraemia	3	196	39.6	3	1.5	186	37.3	4	2.2	0.71		Convergence criterion (GCONV=1E-8) satisfied.	0.16	3.20	-0.006		Algorithm converged.	-0.033	0.021	0.71		Algorithm converged.	0.16	3.14	0.6532		1.41		Algorithm converged.	0.32	6.19
Metabolism and nutrition disorders	Hyponatraemia	4-5	112	22.6	2	1.8	125	25.1	5	4.0	0.44		Convergence criterion (GCONV=1E-8) satisfied.	0.08	2.30	-0.022		Algorithm converged.	-0.064	0.020	0.45		Algorithm converged.	0.09	2.26	0.3292		2.24		Algorithm converged.	0.44	11.32
Metabolism and nutrition disorders	Hypophosphataemia	1-2	187	37.8	2	1.1	187	37.6	1	0.5	2.01		Convergence criterion (GCONV=1E-8) satisfied.	0.18	22.37	0.005		Algorithm converged.	-0.013	0.023	2.00		Algorithm converged.	0.18	21.87	0.5700	0.9270	0.50		Algorithm converged.	0.05	5.47
Metabolism and nutrition disorders	Hypophosphataemia	3	196	39.6	4	2.0	186	37.3	3	1.6	1.27		Convergence criterion (GCONV=1E-8) satisfied.	0.28	5.76	0.004		Algorithm converged.	-0.023	0.031	1.27		Algorithm converged.	0.29	5.58	0.7559		0.79		Algorithm converged.	0.18	3.48
Metabolism and nutrition disorders	Hypophosphataemia	4-5	112	22.6	2	1.8	125	25.1	2	1.6	1.12		Convergence criterion (GCONV=1E-8) satisfied.	0.15	8.07	0.002		Algorithm converged.	-0.031	0.035	1.12		Algorithm converged.	0.16	7.79	0.9118		0.90		Algorithm converged.	0.13	6.26
Metabolism and nutrition disorders	Hypovolaemia	1-2	187	37.8	0	0.0	187	37.6	0	0.0	NE			NE	NE	NE		NE	NE	NE	NE		NE	NE	NE	NE	NE	NE		NE	NE	NE
Metabolism and nutrition disorders	Hypovolaemia	3	196	39.6	0	0.0	186	37.3	0	0.0	NE			NE	NE	NE		NE	NE	NE	NE		NE	NE	NE	NE		NE		NE	NE	NE
Metabolism and nutrition disorders	Hypovolaemia	4-5	112	22.6	1	0.9	125	25.1	0	0.0		*	Quasi-complete separation of data points detected.				*	WARNING: The relative Hessian convergence criterion of 18.712481867 is greater than the limit of 0.0001. The convergence is questionable.			NE		Algorithm converged.	NE	NE	NE		NE		Algorithm converged.	NE	NE
Metabolism and nutrition disorders	Malnutrition	1-2	187	37.8	0	0.0	187	37.6	0	0.0	NE			NE	NE	NE		NE	NE	NE	NE		NE	NE	NE	NE	NE	NE		NE	NE	NE
Metabolism and nutrition disorders	Malnutrition	3	196	39.6	1	0.5	186	37.3	0	0.0		*	Quasi-complete separation of data points detected.				*	ERROR: The mean parameter is either invalid or at a limit of its range for some observations.			NE		Algorithm converged.	NE	NE	NE		NE		Algorithm converged.	NE	NE
Metabolism and nutrition disorders	Malnutrition	4-5	112	22.6	0	0.0	125	25.1	0	0.0	NE			NE	NE	NE		NE	NE	NE	NE		NE	NE	NE	NE		NE		NE	NE	NE
Metabolism and nutrition disorders	Tumour lysis syndrome	1-2	187	37.8	0	0.0	187	37.6	1	0.5		*	Quasi-complete separation of data points detected.				*	ERROR: Error in computing the link function, its derivatives, or the variance function.			0.00		Algorithm converged.	0.00	NE	0.9999	0.5273	>999.99		Algorithm converged.	0.00	NE
Metabolism and nutrition disorders	Tumour lysis syndrome	3	196	39.6	0	0.0	186	37.3	0	0.0	NE			NE	NE	NE		NE	NE	NE	NE		NE	NE	NE	NE		NE		NE	NE	NE
Metabolism and nutrition disorders	Tumour lysis syndrome	4-5	112	22.6	2	1.8	125	25.1	2	1.6	1.12		Convergence criterion (GCONV=1E-8) satisfied.	0.15	8.07	0.002		Algorithm converged.	-0.031	0.035	1.12		Algorithm converged.	0.16	7.79	0.9118		0.90		Algorithm converged.	0.13	6.26
Metabolism and nutrition disorders	Vitamin B1 deficiency	1-2	187	37.8	0	0.0	187	37.6	0	0.0	NE			NE	NE	NE		NE	NE	NE	NE		NE	NE	NE	NE	NE	NE		NE	NE	NE
Metabolism and nutrition disorders	Vitamin B1 deficiency	3	196	39.6	0	0.0	186	37.3	0	0.0	NE			NE	NE	NE		NE	NE	NE	NE		NE	NE	NE	NE		NE		NE	NE	NE
Metabolism and nutrition disorders	Vitamin B1 deficiency	4-5	112	22.6	1	0.9	125	25.1	0	0.0		*	Quasi-complete separation of data points detected.				*	ERROR: Error in computing the link function, its derivatives, or the variance function.			NE		Algorithm converged.	NE	NE	NE		NE		Algorithm converged.	NE	NE
Musculoskeletal and connective tissue disorders		1-2	187	37.8	1	0.5	187	37.6	6	3.2	0.16		Convergence criterion (GCONV=1E-8) satisfied.	0.02	1.36	-0.027		Algorithm converged.	-0.054	0.001	0.17		Algorithm converged.	0.02	1.37	0.0956	0.6740	6.00		Algorithm converged.	0.73	49.35
Musculoskeletal and connective tissue disorders		3	196	39.6	1	0.5	186	37.3	2	1.1	0.47		Convergence criterion (GCONV=1E-8) satisfied.	0.04	5.25	-0.006		Algorithm converged.	-0.024	0.012	0.47		Algorithm converged.	0.04	5.19	0.5413		2.11		Algorithm converged.	0.19	23.05
Musculoskeletal and connective tissue disorders		4-5	112	22.6	0	0.0	125	25.1	1	0.8		*	Quasi-complete separation of data points detected.				*	WARNING: The relative Hessian convergence criterion of 16.316112867 is greater than the limit of 0.0001. The convergence is questionable.			0.00		Algorithm converged.	0.00	NE	0.9999		>999.99		Algorithm converged.	0.00	NE
Musculoskeletal and connective tissue disorders	Back pain	1-2	187	37.8	0	0.0	187	37.6	3	1.6		*	Quasi-complete separation of data points detected.				*	ERROR: Error in computing the link function, its derivatives, or the variance function.			0.00		Algorithm converged.	0.00	NE	0.9999	NE	>999.99		Algorithm converged.	0.00	NE
Musculoskeletal and connective tissue disorders	Back pain	3	196	39.6	1	0.5	186	37.3	2	1.1	0.47		Convergence criterion (GCONV=1E-8) satisfied.	0.04	5.25	-0.006		Algorithm converged.	-0.024	0.012	0.47		Algorithm converged.	0.04	5.19	0.5413		2.11		Algorithm converged.	0.19	23.05
Musculoskeletal and connective tissue disorders	Back pain	4-5	112	22.6	0	0.0	125	25.1	0	0.0	NE			NE	NE	NE		NE	NE	NE	NE		NE	NE	NE	NE		NE		NE	NE	NE
Musculoskeletal and connective tissue disorders	Bone pain	1-2	187	37.8	0	0.0	187	37.6	3	1.6		*	Quasi-complete separation of data points detected.				*	ERROR: Error in computing the link function, its derivatives, or the variance function.			0.00		Algorithm converged.	0.00	NE	0.9999	NE	>999.99		Algorithm converged.	0.00	NE
Musculoskeletal and connective tissue disorders	Bone pain	3	196	39.6	0	0.0	186	37.3	0	0.0	NE			NE	NE	NE		NE	NE	NE	NE		NE	NE	NE	NE		NE		NE	NE	NE
Musculoskeletal and connective tissue disorders	Bone pain	4-5	112	22.6	0	0.0	125	25.1	0	0.0	NE			NE	NE	NE		NE	NE	NE	NE		NE	NE	NE	NE		NE		NE	NE	NE
Musculoskeletal and connective tissue disorders	Musculoskeletal chest pain	1-2	187	37.8	1	0.5	187	37.6	0	0.0		*	Quasi-complete separation of data points detected.				*	ERROR: The mean parameter is either invalid or at a limit of its range for some observations.			NE		Algorithm converged.	NE	NE	NE	NE	NE		Algorithm converged.	NE	NE
Musculoskeletal and connective tissue disorders	Musculoskeletal chest pain	3	196	39.6	0	0.0	186	37.3	0	0.0	NE			NE	NE	NE		NE	NE	NE	NE		NE	NE	NE	NE		NE		NE	NE	NE
Musculoskeletal and connective tissue disorders	Musculoskeletal chest pain	4-5	112	22.6	0	0.0	125	25.1	0	0.0	NE			NE	NE	NE		NE	NE	NE	NE		NE	NE	NE	NE		NE		NE	NE	NE
Musculoskeletal and connective tissue disorders	Pain in extremity	1-2	187	37.8	0	0.0	187	37.6	0	0.0	NE			NE	NE	NE		NE	NE	NE	NE		NE	NE	NE	NE	NE	NE		NE	NE	NE
Musculoskeletal and connective tissue disorders	Pain in extremity	3	196	39.6	0	0.0	186	37.3	0	0.0	NE			NE	NE	NE		NE	NE	NE	NE		NE	NE	NE	NE		NE		NE	NE	NE
Musculoskeletal and connective tissue disorders	Pain in extremity	4-5	112	22.6	0	0.0	125	25.1	1	0.8		*	Quasi-complete separation of data points detected.				*	WARNING: The relative Hessian convergence criterion of 16.316112867 is greater than the limit of 0.0001. The convergence is questionable.			0.00		Algorithm converged.	0.00	NE	0.9999		>999.99		Algorithm converged.	0.00	NE
Neoplasms benign, malignant and unspecified (incl cysts and polyps)		1-2	187	37.8	3	1.6	187	37.6	0	0.0		*	Quasi-complete separation of data points detected.				*	WARNING: Negative of Hessian not positive definite.			NE		Algorithm converged.	NE	NE	NE	0.0870	NE		Algorithm converged.	NE	NE
Neoplasms benign, malignant and unspecified (incl cysts and polyps)		3	196	39.6	0	0.0	186	37.3	1	0.5		*	Quasi-complete separation of data points detected.				*	ERROR: Error in computing the link function, its derivatives, or the variance function.			0.00		Algorithm converged.	0.00	NE	1.0000		>999.99		Algorithm converged.	0.00	NE
Neoplasms benign, malignant and unspecified (incl cysts and polyps)		4-5	112	22.6	1	0.9	125	25.1	1	0.8	1.12		Convergence criterion (GCONV=1E-8) satisfied.	0.07	18.07	0.001		Algorithm converged.	-0.022	0.024	1.12		Algorithm converged.	0.07	17.63	0.9378		0.90		Algorithm converged.	0.06	14.16
Neoplasms benign, malignant and unspecified (incl cysts and polyps)	Adenocarcinoma	1-2	187	37.8	0	0.0	187	37.6	0	0.0	NE			NE	NE	NE		NE	NE	NE	NE		NE	NE	NE	NE	NE	NE		NE	NE	NE
Neoplasms benign, malignant and unspecified (incl cysts and polyps)	Adenocarcinoma	3	196	39.6	0	0.0	186	37.3	0	0.0	NE			NE	NE	NE		NE	NE	NE	NE		NE	NE	NE	NE		NE		NE	NE	NE
Neoplasms benign, malignant and unspecified (incl cysts and polyps)	Adenocarcinoma	4-5	112	22.6	0	0.0	125	25.1	1	0.8		*	Quasi-complete separation of data points detected.				*	WARNING: The relative Hessian convergence criterion of 16.316112867 is greater than the limit of 0.0001. The convergence is questionable.			0.00		Algorithm converged.	0.00	NE	0.9999		>999.99		Algorithm converged.	0.00	NE
Neoplasms benign, malignant and unspecified (incl cysts and polyps)	Adenocarcinoma of colon	1-2	187	37.8	1	0.5	187	37.6	0	0.0		*	Quasi-complete separation of data points detected.				*	WARNING: Negative of Hessian not positive definite.			NE		Algorithm converged.	NE	NE	NE	NE	NE		Algorithm converged.	NE	NE
Neoplasms benign, malignant and unspecified (incl cysts and polyps)	Adenocarcinoma of colon	3	196	39.6	0	0.0	186	37.3	0	0.0	NE			NE	NE	NE		NE	NE	NE	NE		NE	NE	NE	NE		NE		NE	NE	NE
Neoplasms benign, malignant and unspecified (incl cysts and polyps)	Adenocarcinoma of colon	4-5	112	22.6	0	0.0	125	25.1	0	0.0	NE			NE	NE	NE		NE	NE	NE	NE		NE	NE	NE	NE		NE		NE	NE	NE
Neoplasms benign, malignant and unspecified (incl cysts and polyps)	Adenocarcinoma pancreas	1-2	187	37.8	0	0.0	187	37.6	0	0.0	NE			NE	NE	NE		NE	NE	NE	NE		NE	NE	NE	NE	NE	NE		NE	NE	NE
Neoplasms benign, malignant and unspecified (incl cysts and polyps)	Adenocarcinoma pancreas	3	196	39.6	0	0.0	186	37.3	0	0.0	NE			NE	NE	NE		NE	NE	NE	NE		NE	NE	NE	NE		NE		NE	NE	NE
Neoplasms benign, malignant and unspecified (incl cysts and polyps)	Adenocarcinoma pancreas	4-5	112	22.6	1	0.9	125	25.1	0	0.0		*	Quasi-complete separation of data points detected.				*	WARNING: The relative Hessian convergence criterion of 18.712481801 is greater than the limit of 0.0001. The convergence is questionable.			NE		Algorithm converged.	NE	NE	NE		NE		Algorithm converged.	NE	NE
Neoplasms benign, malignant and unspecified (incl cysts and polyps)	Colorectal cancer	1-2	187	37.8	1	0.5	187	37.6	0	0.0		*	Quasi-complete separation of data points detected.				*	ERROR: The mean parameter is either invalid or at a limit of its range for some observations.			NE		Algorithm converged.	NE	NE	NE	NE	NE		Algorithm converged.	NE	NE
Neoplasms benign, malignant and unspecified (incl cysts and polyps)	Colorectal cancer	3	196	39.6	0	0.0	186	37.3	0	0.0	NE			NE	NE	NE		NE	NE	NE	NE		NE	NE	NE	NE		NE		NE	NE	NE
Neoplasms benign, malignant and unspecified (incl cysts and polyps)	Colorectal cancer	4-5	112	22.6	0	0.0	125	25.1	0	0.0	NE			NE	NE	NE		NE	NE	NE	NE		NE	NE	NE	NE		NE		NE	NE	NE
Neoplasms benign, malignant and unspecified (incl cysts and polyps)	Hodgkin's disease	1-2	187	37.8	0	0.0	187	37.6	0	0.0	NE			NE	NE	NE		NE	NE	NE	NE		NE	NE	NE	NE	NE	NE		NE	NE	NE
Neoplasms benign, malignant and unspecified (incl cysts and polyps)	Hodgkin's disease	3	196	39.6	0	0.0	186	37.3	1	0.5		*	Quasi-complete separation of data points detected.				*	ERROR: Error in computing the link function, its derivatives, or the variance function.			0.00		Algorithm converged.	0.00	NE	1.0000		>999.99		Algorithm converged.	0.00	NE
Neoplasms benign, malignant and unspecified (incl cysts and polyps)	Hodgkin's disease	4-5	112	22.6	0	0.0	125	25.1	0	0.0	NE			NE	NE	NE		NE	NE	NE	NE		NE	NE	NE	NE		NE		NE	NE	NE

Neoplasms benign, malignant and unspecified (incl cysts and polyps)	Papillary renal cell carcinoma	1-2	187	37.8	1	0.5	187	37.6	0	0.0		*	Quasi-complete separation of data points detected.				*	WARNING: Negative of Hessian not positive definite.			NE		Algorithm converged.	NE	NE	NE	NE	NE		Algorithm converged.	NE	NE
Neoplasms benign, malignant and unspecified (incl cysts and polyps)	Papillary renal cell carcinoma	3	196	39.6	0	0.0	186	37.3	0	0.0	NE			NE	NE	NE		NE	NE	NE	NE		NE	NE	NE	NE		NE		NE	NE	NE
Neoplasms benign, malignant and unspecified (incl cysts and polyps)	Papillary renal cell carcinoma	4-5	112	22.6	0	0.0	125	25.1	0	0.0	NE			NE	NE	NE		NE	NE	NE	NE		NE	NE	NE	NE		NE		NE	NE	NE
Nervous system disorders		1-2	187	37.8	6	3.2	187	37.6	11	5.9	0.53		Convergence criterion (GCONV=1E-8) satisfied.	0.19	1.47	-0.027		Algorithm converged.	-0.069	0.015	0.55		Algorithm converged.	0.21	1.44	0.2225	0.7420	1.83		Algorithm converged.	0.69	4.85
Nervous system disorders		3	196	39.6	5	2.6	186	37.3	5	2.7	0.95		Convergence criterion (GCONV=1E-8) satisfied.	0.27	3.33	-0.001		Algorithm converged.	-0.033	0.031	0.95		Algorithm converged.	0.28	3.22	0.9331		1.05		Algorithm converged.	0.31	3.58
Nervous system disorders		4-5	112	22.6	6	5.4	125	25.1	8	6.4	0.83		Convergence criterion (GCONV=1E-8) satisfied.	0.28	2.46	-0.010		Algorithm converged.	-0.070	0.049	0.84		Algorithm converged.	0.30	2.34	0.7344		1.19		Algorithm converged.	0.43	3.34
Nervous system disorders	Aphasia	1-2	187	37.8	0	0.0	187	37.6	1	0.5		*	Quasi-complete separation of data points detected.				*	ERROR: Error in computing the link function, its derivatives, or the variance function.			0.00		Algorithm converged.	0.00	NE	0.9999	NE	>999.99		Algorithm converged.	0.00	NE
Nervous system disorders	Aphasia	3	196	39.6	0	0.0	186	37.3	0	0.0	NE			NE	NE	NE		NE	NE	NE	NE		NE	NE	NE	NE		NE		NE	NE	NE
Nervous system disorders	Aphasia	4-5	112	22.6	0	0.0	125	25.1	0	0.0	NE			NE	NE	NE		NE	NE	NE	NE		NE	NE	NE	NE		NE		NE	NE	NE
Nervous system disorders	Carotid artery stenosis	1-2	187	37.8	0	0.0	187	37.6	0	0.0	NE			NE	NE	NE		NE	NE	NE	NE		NE	NE	NE	NE	NE	NE		NE	NE	NE
Nervous system disorders	Carotid artery stenosis	3	196	39.6	0	0.0	186	37.3	1	0.5		*	Quasi-complete separation of data points detected.				*	ERROR: Error in computing the link function, its derivatives, or the variance function.			0.00		Algorithm converged.	0.00	NE	1.0000		>999.99		Algorithm converged.	0.00	NE
Nervous system disorders	Carotid artery stenosis	4-5	112	22.6	0	0.0	125	25.1	0	0.0	NE			NE	NE	NE		NE	NE	NE	NE		NE	NE	NE	NE		NE		NE	NE	NE
Nervous system disorders	Cerebellar ataxia	1-2	187	37.8	0	0.0	187	37.6	0	0.0	NE			NE	NE	NE		NE	NE	NE	NE		NE	NE	NE	NE	NE	NE		NE	NE	NE
Nervous system disorders	Cerebellar ataxia	3	196	39.6	0	0.0	186	37.3	0	0.0	NE			NE	NE	NE		NE	NE	NE	NE		NE	NE	NE	NE		NE		NE	NE	NE
Nervous system disorders	Cerebellar ataxia	4-5	112	22.6	1	0.9	125	25.1	0	0.0		*	Quasi-complete separation of data points detected.				*	WARNING: The relative Hessian convergence criterion of 18.712481734 is greater than the limit of 0.0001. The convergence is questionable.			NE		Algorithm converged.	NE	NE	NE		NE		Algorithm converged.	NE	NE
Nervous system disorders	Cerebral infarction	1-2	187	37.8	0	0.0	187	37.6	1	0.5		*	Quasi-complete separation of data points detected.				*	ERROR: Error in computing the link function, its derivatives, or the variance function.			0.00		Algorithm converged.	0.00	NE	0.9999	NE	>999.99		Algorithm converged.	0.00	NE
Nervous system disorders	Cerebral infarction	3	196	39.6	0	0.0	186	37.3	0	0.0	NE			NE	NE	NE		NE	NE	NE	NE		NE	NE	NE	NE		NE		NE	NE	NE
Nervous system disorders	Cerebral infarction	4-5	112	22.6	0	0.0	125	25.1	0	0.0	NE			NE	NE	NE		NE	NE	NE	NE		NE	NE	NE	NE		NE		NE	NE	NE
Nervous system disorders	Cerebrovascular accident	1-2	187	37.8	0	0.0	187	37.6	1	0.5		*	Quasi-complete separation of data points detected.				*	ERROR: Error in computing the link function, its derivatives, or the variance function.			0.00		Algorithm converged.	0.00	NE	0.9999	NE	>999.99		Algorithm converged.	0.00	NE
Nervous system disorders	Cerebrovascular accident	3	196	39.6	0	0.0	186	37.3	0	0.0	NE			NE	NE	NE		NE	NE	NE	NE		NE	NE	NE	NE		NE		NE	NE	NE
Nervous system disorders	Cerebrovascular accident	4-5	112	22.6	0	0.0	125	25.1	1	0.8		*	Quasi-complete separation of data points detected.				*	WARNING: The relative Hessian convergence criterion of 16.31611281 is greater than the limit of 0.0001. The convergence is questionable.			0.00		Algorithm converged.	0.00	NE	0.9999		>999.99		Algorithm converged.	0.00	NE
Nervous system disorders	Dizziness	1-2	187	37.8	0	0.0	187	37.6	0	0.0	NE			NE	NE	NE		NE	NE	NE	NE		NE	NE	NE	NE	NE	NE		NE	NE	NE
Nervous system disorders	Dizziness	3	196	39.6	1	0.5	186	37.3	0	0.0		*	Quasi-complete separation of data points detected.				*	ERROR: The mean parameter is either invalid or at a limit of its range for some observations.			NE		Algorithm converged.	NE	NE	NE		NE		Algorithm converged.	NE	NE
Nervous system disorders	Dizziness	4-5	112	22.6	0	0.0	125	25.1	1	0.8		*	Quasi-complete separation of data points detected.				*	WARNING: The relative Hessian convergence criterion of 16.316112867 is greater than the limit of 0.0001. The convergence is questionable.			0.00		Algorithm converged.	0.00	NE	0.9999		>999.99		Algorithm converged.	0.00	NE
Nervous system disorders	Epilepsy	1-2	187	37.8	0	0.0	187	37.6	0	0.0	NE			NE	NE	NE		NE	NE	NE	NE		NE	NE	NE	NE	NE	NE		NE	NE	NE
Nervous system disorders	Epilepsy	3	196	39.6	0	0.0	186	37.3	1	0.5		*	Quasi-complete separation of data points detected.				*	ERROR: Error in computing the link function, its derivatives, or the variance function.			0.00		Algorithm converged.	0.00	NE	1.0000		>999.99		Algorithm converged.	0.00	NE
Nervous system disorders	Epilepsy	4-5	112	22.6	0	0.0	125	25.1	0	0.0	NE			NE	NE	NE		NE	NE	NE	NE		NE	NE	NE	NE		NE		NE	NE	NE
Nervous system disorders	Headache	1-2	187	37.8	0	0.0	187	37.6	1	0.5		*	Quasi-complete separation of data points detected.				*	ERROR: Error in computing the link function, its derivatives, or the variance function.			0.00		Algorithm converged.	0.00	NE	0.9999	0.5756	>999.99		Algorithm converged.	0.00	NE
Nervous system disorders	Headache	3	196	39.6	1	0.5	186	37.3	2	1.1	0.47		Convergence criterion (GCONV=1E-8) satisfied.	0.04	5.25	-0.006		Algorithm converged.	-0.024	0.012	0.47		Algorithm converged.	0.04	5.19	0.5413		2.11		Algorithm converged.	0.19	23.05
Nervous system disorders	Headache	4-5	112	22.6	0	0.0	125	25.1	1	0.8		*	Quasi-complete separation of data points detected.				*	WARNING: The relative Hessian convergence criterion of 16.31611281 is greater than the limit of 0.0001. The convergence is questionable.			0.00		Algorithm converged.	0.00	NE	0.9999		>999.99		Algorithm converged.	0.00	NE
Nervous system disorders	Hypoaesthesia	1-2	187	37.8	0	0.0	187	37.6	1	0.5		*	Quasi-complete separation of data points detected.				*	ERROR: Error in computing the link function, its derivatives, or the variance function.			0.00		Algorithm converged.	0.00	NE	0.9999	NE	>999.99		Algorithm converged.	0.00	NE
Nervous system disorders	Hypoaesthesia	3	196	39.6	0	0.0	186	37.3	0	0.0	NE			NE	NE	NE		NE	NE	NE	NE		NE	NE	NE	NE		NE		NE	NE	NE
Nervous system disorders	Hypoaesthesia	4-5	112	22.6	0	0.0	125	25.1	0	0.0	NE			NE	NE	NE		NE	NE	NE	NE		NE	NE	NE	NE		NE		NE	NE	NE
Nervous system disorders	Hypotonia	1-2	187	37.8	0	0.0	187	37.6	0	0.0	NE			NE	NE	NE		NE	NE	NE	NE		NE	NE	NE	NE	NE	NE		NE	NE	NE
Nervous system disorders	Hypotonia	3	196	39.6	0	0.0	186	37.3	1	0.5		*	Quasi-complete separation of data points detected.				*	ERROR: Error in computing the link function, its derivatives, or the variance function.			0.00		Algorithm converged.	0.00	NE	1.0000		>999.99		Algorithm converged.	0.00	NE
Nervous system disorders	Hypotonia	4-5	112	22.6	0	0.0	125	25.1	0	0.0	NE			NE	NE	NE		NE	NE	NE	NE		NE	NE	NE	NE		NE		NE	NE	NE
Nervous system disorders	Nervous system disorder	1-2	187	37.8	0	0.0	187	37.6	0	0.0	NE			NE	NE	NE		NE	NE	NE	NE		NE	NE	NE	NE	NE	NE		NE	NE	NE
Nervous system disorders	Nervous system disorder	3	196	39.6	0	0.0	186	37.3	1	0.5		*	Quasi-complete separation of data points detected.				*	ERROR: Error in computing the link function, its derivatives, or the variance function.			0.00		Algorithm converged.	0.00	NE	1.0000		>999.99		Algorithm converged.	0.00	NE
Nervous system disorders	Nervous system disorder	4-5	112	22.6	0	0.0	125	25.1	0	0.0	NE			NE	NE	NE		NE	NE	NE	NE		NE	NE	NE	NE		NE		NE	NE	NE
Nervous system disorders	Neuropathy peripheral	1-2	187	37.8	1	0.5	187	37.6	2	1.1	0.50		Convergence criterion (GCONV=1E-8) satisfied.	0.04	5.53	-0.005		Algorithm converged.	-0.023	0.013	0.50		Algorithm converged.	0.05	5.47	0.5700	0.9106	2.00		Algorithm converged.	0.18	21.87
Nervous system disorders	Neuropathy peripheral	3	196	39.6	0	0.0	186	37.3	0	0.0	NE			NE	NE	NE		NE	NE	NE	NE		NE	NE	NE	NE		NE		NE	NE	NE
Nervous system disorders	Neuropathy peripheral	4-5	112	22.6	1	0.9	125	25.1	1	0.8	1.12		Convergence criterion (GCONV=1E-8) satisfied.	0.07	18.07	0.001		Algorithm converged.	-0.022	0.024	1.12		Algorithm converged.	0.07	17.63	0.9378		0.90		Algorithm converged.	0.06	14.16
Nervous system disorders	Paralysis recurrent laryngeal nerve	1-2	187	37.8	0	0.0	187	37.6	0	0.0	NE			NE	NE	NE		NE	NE	NE	NE		NE	NE	NE	NE	NE	NE		NE	NE	NE
Nervous system disorders	Paralysis recurrent laryngeal nerve	3	196	39.6	0	0.0	186	37.3	0	0.0	NE			NE	NE	NE		NE	NE	NE	NE		NE	NE	NE	NE		NE		NE	NE	NE
Nervous system disorders	Paralysis recurrent laryngeal nerve	4-5	112	22.6	1	0.9	125	25.1	0	0.0		*	Quasi-complete separation of data points detected.				*	WARNING: The relative Hessian convergence criterion of 18.712481934 is greater than the limit of 0.0001. The convergence is questionable.			NE		Algorithm converged.	NE	NE	NE		NE		Algorithm converged.	NE	NE
Nervous system disorders	Peripheral motor neuropathy	1-2	187	37.8	1	0.5	187	37.6	0	0.0		*	Quasi-complete separation of data points detected.				*	WARNING: Negative of Hessian not positive definite.			NE		Algorithm converged.	NE	NE	NE	NE	NE		Algorithm converged.	NE	NE
Nervous system disorders	Peripheral motor neuropathy	3	196	39.6	0	0.0	186	37.3	0	0.0	NE			NE	NE	NE		NE	NE	NE	NE		NE	NE	NE	NE		NE		NE	NE	NE
Nervous system disorders	Peripheral motor neuropathy	4-5	112	22.6	1	0.9	125	25.1	0	0.0		*	Quasi-complete separation of data points detected.				*	WARNING: The relative Hessian convergence criterion of 18.712481734 is greater than the limit of 0.0001. The convergence is questionable.			NE		Algorithm converged.	NE	NE	NE		NE		Algorithm converged.	NE	NE
Nervous system disorders	Peripheral sensory neuropathy	1-2	187	37.8	2	1.1	187	37.6	0	0.0		*	Quasi-complete separation of data points detected.				*	ERROR: Error in computing the link function, its derivatives, or the variance function.			NE		Algorithm converged.	NE	NE	NE	NE	NE		Algorithm converged.	NE	NE
Nervous system disorders	Peripheral sensory neuropathy	3	196	39.6	0	0.0	186	37.3	0	0.0	NE			NE	NE	NE		NE	NE	NE	NE		NE	NE	NE	NE		NE		NE	NE	NE
Nervous system disorders	Peripheral sensory neuropathy	4-5	112	22.6	0	0.0	125	25.1	0	0.0	NE			NE	NE	NE		NE	NE	NE	NE		NE	NE	NE	NE		NE		NE	NE	NE
Nervous system disorders	Peroneal nerve palsy	1-2	187	37.8	1	0.5	187	37.6	0	0.0		*	Quasi-complete separation of data points detected.				*	ERROR: The mean parameter is either invalid or at a limit of its range for some observations.			NE		Algorithm converged.	NE	NE	NE	NE	NE		Algorithm converged.	NE	NE
Nervous system disorders	Peroneal nerve palsy	3	196	39.6	0	0.0	186	37.3	0	0.0	NE			NE	NE	NE		NE	NE	NE	NE		NE	NE	NE	NE		NE		NE	NE	NE
Nervous system disorders	Peroneal nerve palsy	4-5	112	22.6	0	0.0	125	25.1	0	0.0	NE			NE	NE	NE		NE	NE	NE	NE		NE	NE	NE	NE		NE		NE	NE	NE
Nervous system disorders	Polyneuropathy	1-2	187	37.8	0	0.0	187	37.6	0	0.0	NE			NE	NE	NE		NE	NE	NE	NE		NE	NE	NE	NE	NE	NE		NE	NE	NE
Nervous system disorders	Polyneuropathy	3	196	39.6	1	0.5	186	37.3	0	0.0		*	Quasi-complete separation of data points detected.				*	ERROR: The mean parameter is either invalid or at a limit of its range for some observations.			NE		Algorithm converged.	NE	NE	NE		NE		Algorithm converged.	NE	NE
Nervous system disorders	Polyneuropathy	4-5	112	22.6	0	0.0	125	25.1	0	0.0	NE			NE	NE	NE		NE	NE	NE	NE		NE	NE	NE	NE		NE		NE	NE	NE
Nervous system disorders	Presyncope	1-2	187	37.8	0	0.0	187	37.6	1	0.5		*	Quasi-complete separation of data points detected.				*	ERROR: Error in computing the link function, its derivatives, or the variance function.			0.00		Algorithm converged.	0.00	NE	0.9999	NE	>999.99		Algorithm converged.	0.00	NE
Nervous system disorders	Presyncope	3	196	39.6	1	0.5	186	37.3	0	0.0		*	Quasi-complete separation of data points detected.				*	ERROR: The mean parameter is either invalid or at a limit of its range for some observations.			NE		Algorithm converged.	NE	NE	NE		NE		Algorithm converged.	NE	NE
Nervous system disorders	Presyncope	4-5	112	22.6	0	0.0	125	25.1	0	0.0	NE			NE	NE	NE		NE	NE	NE	NE		NE	NE	NE	NE		NE		NE	NE	NE
Nervous system disorders	Spinal cord compression	1-2	187	37.8	1	0.5	187	37.6	0	0.0		*	Quasi-complete separation of data points detected.				*	ERROR: The mean parameter is either invalid or at a limit of its range for some observations.			NE		Algorithm converged.	NE	NE	NE	NE	NE		Algorithm converged.	NE	NE
Nervous system disorders	Spinal cord compression	3	196	39.6	0	0.0	186	37.3	0	0.0	NE			NE	NE	NE		NE	NE	NE	NE		NE	NE	NE	NE		NE		NE	NE	NE
Nervous system disorders	Spinal cord compression	4-5	112	22.6	0	0.0	125	25.1	0	0.0	NE			NE	NE	NE		NE	NE	NE	NE		NE	NE	NE	NE		NE		NE	NE	NE
Nervous system disorders	Syncope	1-2	187	37.8	3	1.6	187	37.6	4	2.1	0.75		Convergence criterion (GCONV=1E-8) satisfied.	0.16	3.38	-0.005		Algorithm converged.	-0.033	0.022	0.75		Algorithm converged.	0.17	3.31	0.7038	0.7930	1.33		Algorithm converged.	0.30	5.88
Nervous system disorders	Syncope	3	196	39.6	2	1.0	186	37.3	1	0.5	1.91		Convergence criterion (GCONV=1E-8) satisfied.	0.17	21.21	0.005		Algorithm converged.	-0.013	0.022	1.90		Algorithm converged.	0.17	20.76	0.5996		0.53		Algorithm converged.	0.05	5.76
Nervous system disorders	Syncope	4-5	112	22.6	3	2.7	125	25.1	4	3.2	0.83		Convergence criterion (GCONV=1E-8) satisfied.	0.18	3.80	-0.005		Algorithm converged.	-0.048	0.038	0.84		Algorithm converged.	0.19	3.66	0.8132		1.19		Algorithm converged.	0.27	5.22
Psychiatric disorders		1-2	187	37.8	2	1.1	187	37.6	1	0.5	2.01		Convergence criterion (GCONV=1E-8) satisfied.	0.18	22.37	0.005		Algorithm converged.	-0.013	0.023	2.00		Algorithm converged.	0.18	21.87	0.5700	0.4132	0.50		Algorithm converged.	0.05	5.47
Psychiatric disorders		3	196	39.6	3	1.5	186	37.3	0	0.0		*	Quasi-complete separation of data points detected.				*	WARNING: Negative of Hessian not positive definite.			NE		Algorithm converged.	NE	NE	NE		NE		Algorithm converged.	NE	NE
Psychiatric disorders		4-5	112	22.6	2	1.8	125	25.1	1	0.8	2.25		Convergence criterion (GCONV=1E-8) satisfied.	0.20	25.21	0.010		Algorithm converged.	-0.019	0.039	2.23		Algorithm converged.	0.21	24.28	0.5097		0.45		Algorithm converged.	0.04	4.87
Psychiatric disorders	Agitation	1-2	187	37.8	0	0.0	187	37.6	0	0.0	NE			NE	NE	NE		NE	NE	NE	NE		NE	NE	NE	NE	NE	NE		NE	NE	NE
Psychiatric disorders	Agitation	3	196	39.6	1	0.5	186	37.3	0	0.0		*	Quasi-complete separation of data points detected.				*	ERROR: The mean parameter is either invalid or at a limit of its range for some observations.			NE		Algorithm converged.	NE	NE	NE		NE		Algorithm converged.	NE	NE
Psychiatric disorders	Agitation	4-5	112	22.6	0	0.0	125	25.1	0	0.0	NE			NE	NE	NE		NE	NE	NE	NE		NE	NE	NE	NE		NE		NE	NE	NE
Psychiatric disorders	Confusional state	1-2	187	37.8	0	0.0	187	37.6	0	0.0	NE			NE	NE	NE		NE	NE	NE	NE		NE	NE	NE	NE	NE	NE		NE	NE	NE
Psychiatric disorders	Confusional state	3	196	39.6	0	0.0	186	37.3	0	0.0	NE			NE	NE	NE		NE	NE	NE	NE		NE	NE	NE	NE		NE		NE	NE	NE
Psychiatric disorders	Confusional state	4-5	112	22.6	2	1.8	125	25.1	1	0.8	2.25		Convergence criterion (GCONV=1E-8) satisfied.	0.20	25.21	0.010		Algorithm converged.	-0.019	0.039	2.23		Algorithm converged.	0.21	24.28	0.5097		0.45		Algorithm converged.	0.04	4.87
Psychiatric disorders	Depression	1-2	187	37.8	1	0.5	187	37.6	0	0.0		*	Quasi-complete separation of data points detected.				*	ERROR: The mean parameter is either invalid or at a limit of its range for some observations.			NE		Algorithm converged.	NE	NE	NE	NE	NE		Algorithm converged.	NE	NE
Psychiatric disorders	Depression	3	196	39.6	0	0.0	186	37.3	0	0.0	NE			NE	NE	NE		NE	NE	NE	NE		NE	NE	NE	NE		NE		NE	NE	NE
Psychiatric disorders	Depression	4-5	112	22.6	0	0.0	125	25.1	0	0.0	NE			NE	NE	NE		NE	NE	NE	NE		NE	NE	NE	NE		NE		NE	NE	NE
Psychiatric disorders	Disorientation	1-2	187	37.8	0	0.0	187	37.6	0	0.0	NE			NE	NE	NE		NE	NE	NE	NE		NE	NE	NE	NE	NE	NE		NE	NE	NE
Psychiatric disorders	Disorientation	3	196	39.6	0	0.0	186	37.3	0	0.0	NE			NE	NE	NE		NE	NE	NE	NE		NE	NE	NE	NE		NE		NE	NE	NE
Psychiatric disorders	Disorientation	4-5	112	22.6	1	0.9	125	25.1	0	0.0		*	Quasi-complete separation of data points detected.				*	ERROR: Error in computing the link function, its derivatives, or the variance function.			NE		Algorithm converged.	NE	NE	NE		NE		Algorithm converged.	NE	NE
Psychiatric disorders	Insomnia	1-2	187	37.8	0	0.0	187	37.6	1	0.5		*	Quasi-complete separation of data points detected.				*	ERROR: Error in computing the link function, its derivatives, or the variance function.			0.00		Algorithm converged.	0.00	NE	0.9999	NE	>999.99		Algorithm converged.	0.00	NE
Psychiatric disorders	Insomnia	3	196	39.6	1	0.5	186	37.3	0	0.0		*	Quasi-complete separation of data points detected.				*	ERROR: The mean parameter is either invalid or at a limit of its range for some observations.			NE		Algorithm converged.	NE	NE	NE		NE		Algorithm converged.	NE	NE
Psychiatric disorders	Insomnia	4-5	112	22.6	0	0.0	125	25.1	0	0.0	NE			NE	NE	NE		NE	NE	NE	NE		NE	NE	NE	NE		NE		NE	NE	NE
Psychiatric disorders	Mental status changes	1-2	187	37.8	1	0.5	187	37.6	0	0.0		*	Quasi-complete separation of data points detected.				*	ERROR: The mean parameter is either invalid or at a limit of its range for some observations.			NE		Algorithm converged.	NE	NE	NE	NE	NE		Algorithm converged.	NE	NE
Psychiatric disorders	Mental status changes	3	196	39.6	0	0.0	186	37.3	0	0.0	NE			NE	NE	NE		NE	NE	NE	NE		NE	NE	NE	NE		NE		NE	NE	NE
Psychiatric disorders	Mental status changes	4-5	112	22.6	0	0.0	125	25.1	0	0.0	NE			NE	NE	NE		NE	NE	NE	NE		NE	NE	NE	NE		NE		NE	NE	NE
Psychiatric disorders	Personality change	1-2	187	37.8	0	0.0	187	37.6	0	0.0	NE			NE	NE	NE		NE	NE	NE	NE		NE	NE	NE	NE	NE	NE		NE	NE	NE
Psychiatric disorders	Personality change	3	196	39.6	1	0.5	186	37.3	0	0.0		*	Quasi-complete separation of data points detected.				*	ERROR: The mean parameter is either invalid or at a limit of its range for some observations.			NE		Algorithm converged.	NE	NE	NE		NE		Algorithm converged.	NE	NE
Psychiatric disorders	Personality change	4-5	112	22.6	0	0.0	125	25.1	0	0.0	NE			NE	NE	NE		NE	NE	NE	NE		NE	NE	NE	NE		NE		NE	NE	NE
Renal and urinary disorders		1-2	187	37.8	0	0.0	187	37.6	1	0.5		*	Quasi-complete separation of data points detected.				*	ERROR: Error in computing the link function, its derivatives, or the variance function.			0.00		Algorithm converged.	0.00	NE	0.9999	0.3307	>999.99		Algorithm converged.	0.00	NE
Renal and urinary disorders		3	196	39.6	3	1.5	186	37.3	1	0.5	2.88		Convergence criterion (GCONV=1E-8) satisfied.	0.30	27.89	0.010		Algorithm converged.	-0.010	0.030	2.85		Algorithm converged.	0.30	27.13	0.3630		0.35		Algorithm converged.	0.04	3.35
Renal and urinary disorders		4-5	112	22.6	2	1.8	125	25.1	2	1.6	1.12		Convergence criterion (GCONV=1E-8) satisfied.	0.15	8.07	0.002		Algorithm converged.	-0.031	0.035	1.12		Algorithm converged.	0.16	7.79	0.9118		0.90		Algorithm converged.	0.13	6.26
Renal and urinary disorders	Acute kidney injury	1-2	187	37.8	0	0.0	187	37.6	0	0.0	NE			NE	NE	NE		NE	NE	NE	NE		NE	NE	NE	NE	0.1713	NE		NE	NE	NE
Renal and urinary disorders	Acute kidney injury	3	196	39.6	3	1.5	186	37.3	0	0.0		*	Quasi-complete separation of data points detected.				*	WARNING: Negative of Hessian not positive definite.			NE		Algorithm converged.	NE	NE	NE		NE		Algorithm converged.	NE	NE
Renal and urinary disorders	Acute kidney injury	4-5	112	22.6	1	0.9	125	25.1	2	1.6	0.55		Convergence criterion (GCONV=1E-8) satisfied.	0.05	6.19	-0.007		Algorithm converged.	-0.035	0.021	0.56		Algorithm converged.	0.05	6.07	0.6319		1.79		Algorithm converged.	0.16	19.50
Renal and urinary disorders	Cystitis noninfective	1-2	187	37.8	0	0.0	187	37.6	0	0.0	NE			NE	NE	NE		NE	NE	NE	NE		NE	NE	NE	NE	NE	NE		NE	NE	NE
Renal and urinary disorders	Cystitis noninfective	3	196	39.6	0	0.0	186	37.3	1	0.5		*	Quasi-complete separation of data points detected.				*	ERROR: Error in computing the link function, its derivatives, or the variance function.			0.00		Algorithm converged.	0.00	NE	1.0000		>999.99		Algorithm converged.	0.00	NE
Renal and urinary disorders	Cystitis noninfective	4-5	112	22.6	0	0.0	125	25.1	0	0.0	NE			NE	NE	NE		NE	NE	NE	NE		NE	NE	NE	NE		NE		NE	NE	NE
Renal and urinary disorders	Renal failure	1-2	187	37.8	0	0.0	187	37.6	1	0.5		*	Quasi-complete separation of data points detected.				*	ERROR: Error in computing the link function, its derivatives, or the variance function.			0.00		Algorithm converged.	0.00	NE	0.9999	NE	>999.99		Algorithm converged.	0.00	NE
Renal and urinary disorders	Renal failure	3	196	39.6	0	0.0	186	37.3	0	0.0	NE			NE	NE	NE		NE	NE	NE	NE		NE	NE	NE	NE		NE		NE	NE	NE
Renal and urinary disorders	Renal failure	4-5	112	22.6	1	0.9	125	25.1	0	0.0		*	Quasi-complete separation of data points detected.				*	WARNING: The relative Hessian convergence criterion of 18.712481934 is greater than the limit of 0.0001. The convergence is questionable.			NE		Algorithm converged.	NE	NE	NE		NE		Algorithm converged.	NE	NE
Renal and urinary disorders	Urinary retention	1-2	187	37.8	0	0.0	187	37.6	0	0.0	NE			NE	NE	NE		NE	NE	NE	NE		NE	NE	NE	NE	NE	NE		NE	NE	NE
Renal and urinary disorders	Urinary retention	3	196	39.6	0	0.0	186	37.3	0	0.0	NE			NE	NE	NE		NE	NE	NE	NE		NE	NE	NE	NE		NE		NE	NE	NE
Renal and urinary disorders	Urinary retention	4-5	112	22.6	1	0.9	125	25.1	0	0.0		*	Quasi-complete separation of data points detected.				*	WARNING: The relative Hessian convergence criterion of 18.712481934 is greater than the limit of 0.0001. The convergence is questionable.			NE		Algorithm converged.	NE	NE	NE		NE		Algorithm converged.	NE	NE
Reproductive system and breast disorders		1-2	187	37.8	1	0.5	187	37.6	0	0.0		*	Quasi-complete separation of data points detected.				*	ERROR: The mean parameter is either invalid or at a limit of its range for some observations.			NE		Algorithm converged.	NE	NE	NE	NE	NE		Algorithm converged.	NE	NE
Reproductive system and breast disorders		3	196	39.6	1	0.5	186	37.3	0	0.0		*	Quasi-complete separation of data points detected.				*	ERROR: The mean parameter is either invalid or at a limit of its range for some observations.			NE		Algorithm converged.	NE	NE	NE		NE		Algorithm converged.	NE	NE
Reproductive system and breast disorders		4-5	112	22.6	0	0.0	125	25.1	0	0.0	NE			NE	NE	NE		NE	NE	NE	NE		NE	NE	NE	NE		NE		NE	NE	NE
Reproductive system and breast disorders	Female genital tract fistula	1-2	187	37.8	0	0.0	187	37.6	0	0.0	NE			NE	NE	NE		NE	NE	NE	NE		NE	NE	NE	NE	NE	NE		NE	NE	NE
Reproductive system and breast disorders	Female genital tract fistula	3	196	39.6	1	0.5	186	37.3	0	0.0		*	Quasi-complete separation of data points detected.				*	ERROR: The mean parameter is either invalid or at a limit of its range for some observations.			NE		Algorithm converged.	NE	NE	NE		NE		Algorithm converged.	NE	NE
Reproductive system and breast disorders	Female genital tract fistula	4-5	112	22.6	0	0.0	125	25.1	0	0.0	NE			NE	NE	NE		NE	NE	NE	NE		NE	NE	NE	NE		NE		NE	NE	NE
Reproductive system and breast disorders	Uterine pain	1-2	187	37.8	1	0.5	187	37.6	0	0.0		*	Quasi-complete separation of data points detected.				*	ERROR: The mean parameter is either invalid or at a limit of its range for some observations.			NE		Algorithm converged.	NE	NE	NE	NE	NE		Algorithm converged.	NE	NE
Reproductive system and breast disorders	Uterine pain	3	196	39.6	0	0.0	186	37.3	0	0.0	NE			NE	NE	NE		NE	NE	NE	NE		NE	NE	NE	NE		NE		NE	NE	NE
Reproductive system and breast disorders	Uterine pain	4-5	112	22.6	0	0.0	125	25.1	0	0.0	NE			NE	NE	NE		NE	NE	NE	NE		NE	NE	NE	NE		NE		NE	NE	NE
Respiratory, thoracic and mediastinal disorders		1-2	187	37.8	7	3.7	187	37.6	3	1.6	2.39		Convergence criterion (GCONV=1E-8) satisfied.	0.61	9.37	0.021		Algorithm converged.	-0.011	0.054	2.33		Algorithm converged.	0.61	8.89	0.2143	0.0012	0.43		Algorithm converged.	0.11	1.63
Respiratory, thoracic and mediastinal disorders		3	196	39.6	1	0.5	186	37.3	9	4.8	0.10		Convergence criterion (GCONV=1E-8) satisfied.	0.01	0.80	-0.043		Algorithm converged.	-0.076	-0.011	0.11		Algorithm converged.	0.01	0.82	0.0320		9.48		Algorithm converged.	1.21	74.13
Respiratory, thoracic and mediastinal disorders		4-5	112	22.6	9	8.0	125	25.1	3	2.4	3.55		Convergence criterion (GCONV=1E-8) satisfied.	0.94	13.47	0.056		Algorithm converged.	-0.001	0.113	3.35		Algorithm converged.	0.93	12.06	0.0646		0.30		Algorithm converged.	0.08	1.08
Respiratory, thoracic and mediastinal disorders	Acute respiratory distress syndrome	1-2	187	37.8	0	0.0	187	37.6	0	0.0	NE			NE	NE	NE		NE	NE	NE	NE		NE	NE	NE	NE	NE	NE		NE	NE	NE
Respiratory, thoracic and mediastinal disorders	Acute respiratory distress syndrome	3	196	39.6	0	0.0	186	37.3	1	0.5		*	Quasi-complete separation of data points detected.				*	ERROR: Error in computing the link function, its derivatives, or the variance function.			0.00		Algorithm converged.	0.00	NE	1.0000		>999.99		Algorithm converged.	0.00	NE
Respiratory, thoracic and mediastinal disorders	Acute respiratory distress syndrome	4-5	112	22.6	0	0.0	125	25.1	0	0.0	NE			NE	NE	NE		NE	NE	NE	NE		NE	NE	NE	NE		NE		NE	NE	NE
Respiratory, thoracic and mediastinal disorders	Acute respiratory failure	1-2	187	37.8	0	0.0	187	37.6	0	0.0	NE			NE	NE	NE		NE	NE	NE	NE		NE	NE	NE	NE	NE	NE		NE	NE	NE
Respiratory, thoracic and mediastinal disorders	Acute respiratory failure	3	196	39.6	0	0.0	186	37.3	1	0.5		*	Quasi-complete separation of data points detected.				*	ERROR: Error in computing the link function, its derivatives, or the variance function.			0.00		Algorithm converged.	0.00	NE	1.0000		>999.99		Algorithm converged.	0.00	NE
Respiratory, thoracic and mediastinal disorders	Acute respiratory failure	4-5	112	22.6	0	0.0	125	25.1	0	0.0	NE			NE	NE	NE		NE	NE	NE	NE		NE	NE	NE	NE		NE		NE	NE	NE
Respiratory, thoracic and mediastinal disorders	Chronic obstructive pulmonary disease	1-2	187	37.8	0	0.0	187	37.6	0	0.0	NE			NE	NE	NE		NE	NE	NE	NE		NE	NE	NE	NE	NE	NE		NE	NE	NE
Respiratory, thoracic and mediastinal disorders	Chronic obstructive pulmonary disease	3	196	39.6	0	0.0	186	37.3	0	0.0	NE			NE	NE	NE		NE	NE	NE	NE		NE	NE	NE	NE		NE		NE	NE	NE
Respiratory, thoracic and mediastinal disorders	Chronic obstructive pulmonary disease	4-5	112	22.6	0	0.0	125	25.1	1	0.8		*	Quasi-complete separation of data points detected.				*	WARNING: The relative Hessian convergence criterion of 16.316112867 is greater than the limit of 0.0001. The convergence is questionable.			0.00		Algorithm converged.	0.00	NE	0.9999		>999.99		Algorithm converged.	0.00	NE
Respiratory, thoracic and mediastinal disorders	Dyspnoea	1-2	187	37.8	2	1.1	187	37.6	1	0.5	2.01		Convergence criterion (GCONV=1E-8) satisfied.	0.18	22.37	0.005		Algorithm converged.	-0.013	0.023	2.00		Algorithm converged.	0.18	21.87	0.5700	0.1576	0.50		Algorithm converged.	0.05	5.47
Respiratory, thoracic and mediastinal disorders	Dyspnoea	3	196	39.6	0	0.0	186	37.3	2	1.1		*	Quasi-complete separation of data points detected.				*	ERROR: Error in computing the link function, its derivatives, or the variance function.			0.00		Algorithm converged.	0.00	NE	0.9999		>999.99		Algorithm converged.	0.00	NE

Respiratory, thoracic and mediastinal disorders	Dyspnoea	4-5	112	22.6	2	1.8	125	25.1	1	0.8	2.25		Convergence criterion (GCONV=1E-8) satisfied.	0.20	25.21	0.010		Algorithm converged.	-0.019	0.039	2.23		Algorithm converged.	0.21	24.28	0.5097		0.45		Algorithm converged.	0.04	4.87
Respiratory, thoracic and mediastinal disorders	Hypoxia	1-2	187	37.8	0	0.0	187	37.6	0	0.0	NE			NE	NE	NE		NE	NE	NE	NE		NE	NE	NE	NE	0.2383	NE		NE	NE	NE
Respiratory, thoracic and mediastinal disorders	Hypoxia	3	196	39.6	1	0.5	186	37.3	1	0.5	0.95		Convergence criterion (GCONV=1E-8) satisfied.	0.06	15.28	0.000		Algorithm converged.	-0.015	0.014	0.95		Algorithm converged.	0.06	15.06	0.9704		1.05		Algorithm converged.	0.07	16.72
Respiratory, thoracic and mediastinal disorders	Hypoxia	4-5	112	22.6	4	3.6	125	25.1	0	0.0		*	Quasi-complete separation of data points detected.				*	WARNING: Negative of Hessian not positive definite.			NE		Algorithm converged.	NE	NE	NE		NE		Algorithm converged.	NE	NE
Respiratory, thoracic and mediastinal disorders	Lung disorder	1-2	187	37.8	1	0.5	187	37.6	0	0.0		*	Quasi-complete separation of data points detected.				*	ERROR: The mean parameter is either invalid or at a limit of its range for some observations.			NE		Algorithm converged.	NE	NE	NE	NE	NE		Algorithm converged.	NE	NE
Respiratory, thoracic and mediastinal disorders	Lung disorder	3	196	39.6	0	0.0	186	37.3	0	0.0	NE			NE	NE	NE		NE	NE	NE	NE		NE	NE	NE	NE		NE		NE	NE	NE
Respiratory, thoracic and mediastinal disorders	Lung disorder	4-5	112	22.6	0	0.0	125	25.1	0	0.0	NE			NE	NE	NE		NE	NE	NE	NE		NE	NE	NE	NE		NE		NE	NE	NE
Respiratory, thoracic and mediastinal disorders	Oropharyngeal pain	1-2	187	37.8	1	0.5	187	37.6	0	0.0		*	Quasi-complete separation of data points detected.				*	WARNING: Negative of Hessian not positive definite.			NE		Algorithm converged.	NE	NE	NE	NE	NE		Algorithm converged.	NE	NE
Respiratory, thoracic and mediastinal disorders	Oropharyngeal pain	3	196	39.6	0	0.0	186	37.3	1	0.5		*	Quasi-complete separation of data points detected.				*	ERROR: Error in computing the link function, its derivatives, or the variance function.			0.00		Algorithm converged.	0.00	NE	1.0000		>999.99		Algorithm converged.	0.00	NE
Respiratory, thoracic and mediastinal disorders	Oropharyngeal pain	4-5	112	22.6	0	0.0	125	25.1	0	0.0	NE			NE	NE	NE		NE	NE	NE	NE		NE	NE	NE	NE		NE		NE	NE	NE
Respiratory, thoracic and mediastinal disorders	Pleural effusion	1-2	187	37.8	0	0.0	187	37.6	0	0.0	NE			NE	NE	NE		NE	NE	NE	NE		NE	NE	NE	NE	NE	NE		NE	NE	NE
Respiratory, thoracic and mediastinal disorders	Pleural effusion	3	196	39.6	0	0.0	186	37.3	1	0.5		*	Quasi-complete separation of data points detected.				*	ERROR: Error in computing the link function, its derivatives, or the variance function.			0.00		Algorithm converged.	0.00	NE	1.0000		>999.99		Algorithm converged.	0.00	NE
Respiratory, thoracic and mediastinal disorders	Pleural effusion	4-5	112	22.6	0	0.0	125	25.1	0	0.0	NE			NE	NE	NE		NE	NE	NE	NE		NE	NE	NE	NE		NE		NE	NE	NE
Respiratory, thoracic and mediastinal disorders	Pneumonitis	1-2	187	37.8	1	0.5	187	37.6	1	0.5	1.00		Convergence criterion (GCONV=1E-8) satisfied.	0.06	16.11	0.000		Algorithm converged.	-0.015	0.015	1.00		Algorithm converged.	0.06	15.87	1.0000	0.6133	1.00		Algorithm converged.	0.06	15.87
Respiratory, thoracic and mediastinal disorders	Pneumonitis	3	196	39.6	0	0.0	186	37.3	0	0.0	NE			NE	NE	NE		NE	NE	NE	NE		NE	NE	NE	NE		NE		NE	NE	NE
Respiratory, thoracic and mediastinal disorders	Pneumonitis	4-5	112	22.6	0	0.0	125	25.1	1	0.8		*	Quasi-complete separation of data points detected.				*	WARNING: The relative Hessian convergence criterion of 16.316112867 is greater than the limit of 0.0001. The convergence is questionable.			0.00		Algorithm converged.	0.00	NE	0.9999		>999.99		Algorithm converged.	0.00	NE
Respiratory, thoracic and mediastinal disorders	Pulmonary embolism	1-2	187	37.8	1	0.5	187	37.6	1	0.5	1.00		Convergence criterion (GCONV=1E-8) satisfied.	0.06	16.11	0.000		Algorithm converged.	-0.015	0.015	1.00		Algorithm converged.	0.06	15.87	1.0000	0.1214	1.00		Algorithm converged.	0.06	15.87
Respiratory, thoracic and mediastinal disorders	Pulmonary embolism	3	196	39.6	0	0.0	186	37.3	1	0.5		*	Quasi-complete separation of data points detected.				*	ERROR: Error in computing the link function, its derivatives, or the variance function.			0.00		Algorithm converged.	0.00	NE	1.0000		>999.99		Algorithm converged.	0.00	NE
Respiratory, thoracic and mediastinal disorders	Pulmonary embolism	4-5	112	22.6	2	1.8	125	25.1	0	0.0		*	Quasi-complete separation of data points detected.				*	ERROR: Error in computing the link function, its derivatives, or the variance function.			NE		Algorithm converged.	NE	NE	NE		NE		Algorithm converged.	NE	NE
Respiratory, thoracic and mediastinal disorders	Pulmonary oedema	1-2	187	37.8	1	0.5	187	37.6	0	0.0		*	Quasi-complete separation of data points detected.				*	WARNING: Negative of Hessian not positive definite.			NE		Algorithm converged.	NE	NE	NE	NE	NE		Algorithm converged.	NE	NE
Respiratory, thoracic and mediastinal disorders	Pulmonary oedema	3	196	39.6	0	0.0	186	37.3	0	0.0	NE			NE	NE	NE		NE	NE	NE	NE		NE	NE	NE	NE		NE		NE	NE	NE
Respiratory, thoracic and mediastinal disorders	Pulmonary oedema	4-5	112	22.6	0	0.0	125	25.1	0	0.0	NE			NE	NE	NE		NE	NE	NE	NE		NE	NE	NE	NE		NE		NE	NE	NE
Respiratory, thoracic and mediastinal disorders	Respiratory failure	1-2	187	37.8	1	0.5	187	37.6	0	0.0		*	Quasi-complete separation of data points detected.				*	ERROR: The mean parameter is either invalid or at a limit of its range for some observations.			NE		Algorithm converged.	NE	NE	NE	0.1372	NE		Algorithm converged.	NE	NE
Respiratory, thoracic and mediastinal disorders	Respiratory failure	3	196	39.6	0	0.0	186	37.3	1	0.5		*	Quasi-complete separation of data points detected.				*	ERROR: Error in computing the link function, its derivatives, or the variance function.			0.00		Algorithm converged.	0.00	NE	1.0000		>999.99		Algorithm converged.	0.00	NE
Respiratory, thoracic and mediastinal disorders	Respiratory failure	4-5	112	22.6	1	0.9	125	25.1	0	0.0		*	Quasi-complete separation of data points detected.				*	WARNING: The relative Hessian convergence criterion of 18.712482 is greater than the limit of 0.0001. The convergence is questionable.			NE		Algorithm converged.	NE	NE	NE		NE		Algorithm converged.	NE	NE
Respiratory, thoracic and mediastinal disorders	Tachypnoea	1-2	187	37.8	0	0.0	187	37.6	0	0.0	NE			NE	NE	NE		NE	NE	NE	NE		NE	NE	NE	NE	NE	NE		NE	NE	NE
Respiratory, thoracic and mediastinal disorders	Tachypnoea	3	196	39.6	0	0.0	186	37.3	1	0.5		*	Quasi-complete separation of data points detected.				*	ERROR: Error in computing the link function, its derivatives, or the variance function.			0.00		Algorithm converged.	0.00	NE	1.0000		>999.99		Algorithm converged.	0.00	NE
Respiratory, thoracic and mediastinal disorders	Tachypnoea	4-5	112	22.6	0	0.0	125	25.1	0	0.0	NE			NE	NE	NE		NE	NE	NE	NE		NE	NE	NE	NE		NE		NE	NE	NE
Skin and subcutaneous tissue disorders		1-2	187	37.8	4	2.1	187	37.6	4	2.1	1.00		Convergence criterion (GCONV=1E-8) satisfied.	0.25	4.06	0.000		Algorithm converged.	-0.029	0.029	1.00		Algorithm converged.	0.25	3.94	1.0000	0.1135	1.00		Algorithm converged.	0.25	3.94
Skin and subcutaneous tissue disorders		3	196	39.6	0	0.0	186	37.3	1	0.5		*	Quasi-complete separation of data points detected.				*	ERROR: Error in computing the link function, its derivatives, or the variance function.			0.00		Algorithm converged.	0.00	NE	1.0000		>999.99		Algorithm converged.	0.00	NE
Skin and subcutaneous tissue disorders		4-5	112	22.6	2	1.8	125	25.1	0	0.0		*	Quasi-complete separation of data points detected.				*	ERROR: The mean parameter is either invalid or at a limit of its range for some observations.			NE		Algorithm converged.	NE	NE	NE		NE		Algorithm converged.	NE	NE
Skin and subcutaneous tissue disorders	Alopecia	1-2	187	37.8	0	0.0	187	37.6	1	0.5		*	Quasi-complete separation of data points detected.				*	ERROR: Error in computing the link function, its derivatives, or the variance function.			0.00		Algorithm converged.	0.00	NE	0.9999	NE	>999.99		Algorithm converged.	0.00	NE
Skin and subcutaneous tissue disorders	Alopecia	3	196	39.6	0	0.0	186	37.3	0	0.0	NE			NE	NE	NE		NE	NE	NE	NE		NE	NE	NE	NE		NE		NE	NE	NE
Skin and subcutaneous tissue disorders	Alopecia	4-5	112	22.6	0	0.0	125	25.1	0	0.0	NE			NE	NE	NE		NE	NE	NE	NE		NE	NE	NE	NE		NE		NE	NE	NE
Skin and subcutaneous tissue disorders	Bullous haemorrhagic dermatosis	1-2	187	37.8	1	0.5	187	37.6	0	0.0		*	Quasi-complete separation of data points detected.				*	ERROR: The mean parameter is either invalid or at a limit of its range for some observations.			NE		Algorithm converged.	NE	NE	NE	NE	NE		Algorithm converged.	NE	NE
Skin and subcutaneous tissue disorders	Bullous haemorrhagic dermatosis	3	196	39.6	0	0.0	186	37.3	0	0.0	NE			NE	NE	NE		NE	NE	NE	NE		NE	NE	NE	NE		NE		NE	NE	NE
Skin and subcutaneous tissue disorders	Bullous haemorrhagic dermatosis	4-5	112	22.6	0	0.0	125	25.1	0	0.0	NE			NE	NE	NE		NE	NE	NE	NE		NE	NE	NE	NE		NE		NE	NE	NE
Skin and subcutaneous tissue disorders	Hyperhidrosis	1-2	187	37.8	0	0.0	187	37.6	0	0.0	NE			NE	NE	NE		NE	NE	NE	NE		NE	NE	NE	NE	NE	NE		NE	NE	NE
Skin and subcutaneous tissue disorders	Hyperhidrosis	3	196	39.6	0	0.0	186	37.3	1	0.5		*	Quasi-complete separation of data points detected.				*	ERROR: Error in computing the link function, its derivatives, or the variance function.			0.00		Algorithm converged.	0.00	NE	1.0000		>999.99		Algorithm converged.	0.00	NE
Skin and subcutaneous tissue disorders	Hyperhidrosis	4-5	112	22.6	0	0.0	125	25.1	0	0.0	NE			NE	NE	NE		NE	NE	NE	NE		NE	NE	NE	NE		NE		NE	NE	NE
Skin and subcutaneous tissue disorders	Nail discolouration	1-2	187	37.8	0	0.0	187	37.6	1	0.5		*	Quasi-complete separation of data points detected.				*	ERROR: Error in computing the link function, its derivatives, or the variance function.			0.00		Algorithm converged.	0.00	NE	0.9999	NE	>999.99		Algorithm converged.	0.00	NE
Skin and subcutaneous tissue disorders	Nail discolouration	3	196	39.6	0	0.0	186	37.3	0	0.0	NE			NE	NE	NE		NE	NE	NE	NE		NE	NE	NE	NE		NE		NE	NE	NE
Skin and subcutaneous tissue disorders	Nail discolouration	4-5	112	22.6	0	0.0	125	25.1	0	0.0	NE			NE	NE	NE		NE	NE	NE	NE		NE	NE	NE	NE		NE		NE	NE	NE
Skin and subcutaneous tissue disorders	Pruritus	1-2	187	37.8	0	0.0	187	37.6	1	0.5		*	Quasi-complete separation of data points detected.				*	ERROR: Error in computing the link function, its derivatives, or the variance function.			0.00		Algorithm converged.	0.00	NE	0.9999	NE	>999.99		Algorithm converged.	0.00	NE
Skin and subcutaneous tissue disorders	Pruritus	3	196	39.6	0	0.0	186	37.3	0	0.0	NE			NE	NE	NE		NE	NE	NE	NE		NE	NE	NE	NE		NE		NE	NE	NE
Skin and subcutaneous tissue disorders	Pruritus	4-5	112	22.6	0	0.0	125	25.1	0	0.0	NE			NE	NE	NE		NE	NE	NE	NE		NE	NE	NE	NE		NE		NE	NE	NE
Skin and subcutaneous tissue disorders	Psoriasis	1-2	187	37.8	0	0.0	187	37.6	0	0.0	NE			NE	NE	NE		NE	NE	NE	NE		NE	NE	NE	NE	NE	NE		NE	NE	NE
Skin and subcutaneous tissue disorders	Psoriasis	3	196	39.6	0	0.0	186	37.3	0	0.0	NE			NE	NE	NE		NE	NE	NE	NE		NE	NE	NE	NE		NE		NE	NE	NE
Skin and subcutaneous tissue disorders	Psoriasis	4-5	112	22.6	1	0.9	125	25.1	0	0.0		*	Quasi-complete separation of data points detected.				*	WARNING: The relative Hessian convergence criterion of 18.712481801 is greater than the limit of 0.0001. The convergence is questionable.			NE		Algorithm converged.	NE	NE	NE		NE		Algorithm converged.	NE	NE
Skin and subcutaneous tissue disorders	Rash	1-2	187	37.8	1	0.5	187	37.6	1	0.5	1.00		Convergence criterion (GCONV=1E-8) satisfied.	0.06	16.11	0.000		Algorithm converged.	-0.015	0.015	1.00		Algorithm converged.	0.06	15.87	1.0000	0.5698	1.00		Algorithm converged.	0.06	15.87
Skin and subcutaneous tissue disorders	Rash	3	196	39.6	0	0.0	186	37.3	0	0.0	NE			NE	NE	NE		NE	NE	NE	NE		NE	NE	NE	NE		NE		NE	NE	NE
Skin and subcutaneous tissue disorders	Rash	4-5	112	22.6	1	0.9	125	25.1	0	0.0		*	Quasi-complete separation of data points detected.				*	WARNING: The relative Hessian convergence criterion of 18.712481867 is greater than the limit of 0.0001. The convergence is questionable.			NE		Algorithm converged.	NE	NE	NE		NE		Algorithm converged.	NE	NE
Skin and subcutaneous tissue disorders	Rash maculo-papular	1-2	187	37.8	1	0.5	187	37.6	0	0.0		*	Quasi-complete separation of data points detected.				*	ERROR: The mean parameter is either invalid or at a limit of its range for some observations.			NE		Algorithm converged.	NE	NE	NE	NE	NE		Algorithm converged.	NE	NE
Skin and subcutaneous tissue disorders	Rash maculo-papular	3	196	39.6	0	0.0	186	37.3	0	0.0	NE			NE	NE	NE		NE	NE	NE	NE		NE	NE	NE	NE		NE		NE	NE	NE
Skin and subcutaneous tissue disorders	Rash maculo-papular	4-5	112	22.6	0	0.0	125	25.1	0	0.0	NE			NE	NE	NE		NE	NE	NE	NE		NE	NE	NE	NE		NE		NE	NE	NE
Skin and subcutaneous tissue disorders	Urticaria	1-2	187	37.8	1	0.5	187	37.6	1	0.5	1.00		Convergence criterion (GCONV=1E-8) satisfied.	0.06	16.11	0.000		Algorithm converged.	-0.015	0.015	1.00		Algorithm converged.	0.06	15.87	1.0000	NE	1.00		Algorithm converged.	0.06	15.87
Skin and subcutaneous tissue disorders	Urticaria	3	196	39.6	0	0.0	186	37.3	0	0.0	NE			NE	NE	NE		NE	NE	NE	NE		NE	NE	NE	NE		NE		NE	NE	NE
Skin and subcutaneous tissue disorders	Urticaria	4-5	112	22.6	0	0.0	125	25.1	0	0.0	NE			NE	NE	NE		NE	NE	NE	NE		NE	NE	NE	NE		NE		NE	NE	NE
Vascular disorders		1-2	187	37.8	7	3.7	187	37.6	7	3.7	1.00		Convergence criterion (GCONV=1E-8) satisfied.	0.34	2.91	0.000		Algorithm converged.	-0.038	0.038	1.00		Algorithm converged.	0.36	2.80	1.0000	0.4679	1.00		Algorithm converged.	0.36	2.80
Vascular disorders		3	196	39.6	7	3.6	186	37.3	6	3.2	1.11		Convergence criterion (GCONV=1E-8) satisfied.	0.37	3.37	0.003		Algorithm converged.	-0.033	0.040	1.11		Algorithm converged.	0.38	3.23	0.8523		0.90		Algorithm converged.	0.31	2.64
Vascular disorders		4-5	112	22.6	2	1.8	125	25.1	6	4.8	0.36		Convergence criterion (GCONV=1E-8) satisfied.	0.07	1.82	-0.030		Algorithm converged.	-0.075	0.015	0.37		Algorithm converged.	0.08	1.81	0.2199		2.69		Algorithm converged.	0.55	13.05
Vascular disorders	Deep vein thrombosis	1-2	187	37.8	0	0.0	187	37.6	0	0.0	NE			NE	NE	NE		NE	NE	NE	NE		NE	NE	NE	NE	NE	NE		NE	NE	NE
Vascular disorders	Deep vein thrombosis	3	196	39.6	1	0.5	186	37.3	1	0.5	0.95		Convergence criterion (GCONV=1E-8) satisfied.	0.06	15.28	0.000		Algorithm converged.	-0.015	0.014	0.95		Algorithm converged.	0.06	15.06	0.9704		1.05		Algorithm converged.	0.07	16.72
Vascular disorders	Deep vein thrombosis	4-5	112	22.6	0	0.0	125	25.1	0	0.0	NE			NE	NE	NE		NE	NE	NE	NE		NE	NE	NE	NE		NE		NE	NE	NE
Vascular disorders	Embolism	1-2	187	37.8	1	0.5	187	37.6	1	0.5	1.00		Convergence criterion (GCONV=1E-8) satisfied.	0.06	16.11	0.000		Algorithm converged.	-0.015	0.015	1.00		Algorithm converged.	0.06	15.87	1.0000	NE	1.00		Algorithm converged.	0.06	15.87
Vascular disorders	Embolism	3	196	39.6	0	0.0	186	37.3	0	0.0	NE			NE	NE	NE		NE	NE	NE	NE		NE	NE	NE	NE		NE		NE	NE	NE
Vascular disorders	Embolism	4-5	112	22.6	0	0.0	125	25.1	0	0.0	NE			NE	NE	NE		NE	NE	NE	NE		NE	NE	NE	NE		NE		NE	NE	NE
Vascular disorders	Hypertension	1-2	187	37.8	4	2.1	187	37.6	5	2.7	0.80		Convergence criterion (GCONV=1E-8) satisfied.	0.21	3.01	-0.005		Algorithm converged.	-0.036	0.026	0.80		Algorithm converged.	0.22	2.93	0.7364	0.7806	1.25		Algorithm converged.	0.34	4.58
Vascular disorders	Hypertension	3	196	39.6	3	1.5	186	37.3	3	1.6	0.95		Convergence criterion (GCONV=1E-8) satisfied.	0.19	4.76	-0.001		Algorithm converged.	-0.026	0.024	0.95		Algorithm converged.	0.19	4.64	0.9485		1.05		Algorithm converged.	0.22	5.16
Vascular disorders	Hypertension	4-5	112	22.6	2	1.8	125	25.1	5	4.0	0.44		Convergence criterion (GCONV=1E-8) satisfied.	0.08	2.30	-0.022		Algorithm converged.	-0.064	0.020	0.45		Algorithm converged.	0.09	2.26	0.3292		2.24		Algorithm converged.	0.44	11.32
Vascular disorders	Hypotension	1-2	187	37.8	0	0.0	187	37.6	1	0.5		*	Quasi-complete separation of data points detected.				*	ERROR: Error in computing the link function, its derivatives, or the variance function.			0.00		Algorithm converged.	0.00	NE	0.9999	0.4435	>999.99		Algorithm converged.	0.00	NE
Vascular disorders	Hypotension	3	196	39.6	1	0.5	186	37.3	1	0.5	0.95		Convergence criterion (GCONV=1E-8) satisfied.	0.06	15.28	0.000		Algorithm converged.	-0.015	0.014	0.95		Algorithm converged.	0.06	15.06	0.9704		1.05		Algorithm converged.	0.07	16.72
Vascular disorders	Hypotension	4-5	112	22.6	0	0.0	125	25.1	1	0.8		*	Quasi-complete separation of data points detected.				*	WARNING: The relative Hessian convergence criterion of 16.316112867 is greater than the limit of 0.0001. The convergence is questionable.			0.00		Algorithm converged.	0.00	NE	0.9999		>999.99		Algorithm converged.	0.00	NE
Vascular disorders	Pallor	1-2	187	37.8	0	0.0	187	37.6	0	0.0	NE			NE	NE	NE		NE	NE	NE	NE		NE	NE	NE	NE	NE	NE		NE	NE	NE
Vascular disorders	Pallor	3	196	39.6	0	0.0	186	37.3	1	0.5		*	Quasi-complete separation of data points detected.				*	ERROR: Error in computing the link function, its derivatives, or the variance function.			0.00		Algorithm converged.	0.00	NE	1.0000		>999.99		Algorithm converged.	0.00	NE
Vascular disorders	Pallor	4-5	112	22.6	0	0.0	125	25.1	0	0.0	NE			NE	NE	NE		NE	NE	NE	NE		NE	NE	NE	NE		NE		NE	NE	NE
Vascular disorders	Peripheral coldness	1-2	187	37.8	0	0.0	187	37.6	0	0.0	NE			NE	NE	NE		NE	NE	NE	NE		NE	NE	NE	NE	NE	NE		NE	NE	NE
Vascular disorders	Peripheral coldness	3	196	39.6	0	0.0	186	37.3	1	0.5		*	Quasi-complete separation of data points detected.				*	ERROR: Error in computing the link function, its derivatives, or the variance function.			0.00		Algorithm converged.	0.00	NE	1.0000		>999.99		Algorithm converged.	0.00	NE
Vascular disorders	Peripheral coldness	4-5	112	22.6	0	0.0	125	25.1	0	0.0	NE			NE	NE	NE		NE	NE	NE	NE		NE	NE	NE	NE		NE		NE	NE	NE
Vascular disorders	Peripheral embolism	1-2	187	37.8	0	0.0	187	37.6	0	0.0	NE			NE	NE	NE		NE	NE	NE	NE		NE	NE	NE	NE	NE	NE		NE	NE	NE
Vascular disorders	Peripheral embolism	3	196	39.6	1	0.5	186	37.3	0	0.0		*	Quasi-complete separation of data points detected.				*	ERROR: The mean parameter is either invalid or at a limit of its range for some observations.			NE		Algorithm converged.	NE	NE	NE		NE		Algorithm converged.	NE	NE
Vascular disorders	Peripheral embolism	4-5	112	22.6	0	0.0	125	25.1	0	0.0	NE			NE	NE	NE		NE	NE	NE	NE		NE	NE	NE	NE		NE		NE	NE	NE
Vascular disorders	Peripheral ischaemia	1-2	187	37.8	0	0.0	187	37.6	0	0.0	NE			NE	NE	NE		NE	NE	NE	NE		NE	NE	NE	NE	NE	NE		NE	NE	NE
Vascular disorders	Peripheral ischaemia	3	196	39.6	0	0.0	186	37.3	0	0.0	NE			NE	NE	NE		NE	NE	NE	NE		NE	NE	NE	NE		NE		NE	NE	NE
Vascular disorders	Peripheral ischaemia	4-5	112	22.6	0	0.0	125	25.1	1	0.8		*	Quasi-complete separation of data points detected.				*	WARNING: The relative Hessian convergence criterion of 16.31611281 is greater than the limit of 0.0001. The convergence is questionable.			0.00		Algorithm converged.	0.00	NE	0.9999		>999.99		Algorithm converged.	0.00	NE
Vascular disorders	Systolic hypertension	1-2	187	37.8	0	0.0	187	37.6	0	0.0	NE			NE	NE	NE		NE	NE	NE	NE		NE	NE	NE	NE	NE	NE		NE	NE	NE
Vascular disorders	Systolic hypertension	3	196	39.6	1	0.5	186	37.3	0	0.0		*	Quasi-complete separation of data points detected.				*	ERROR: The mean parameter is either invalid or at a limit of its range for some observations.			NE		Algorithm converged.	NE	NE	NE		NE		Algorithm converged.	NE	NE
Vascular disorders	Systolic hypertension	4-5	112	22.6	0	0.0	125	25.1	0	0.0	NE			NE	NE	NE		NE	NE	NE	NE		NE	NE	NE	NE		NE		NE	NE	NE
Vascular disorders	Thrombosis	1-2	187	37.8	1	0.5	187	37.6	0	0.0		*	Quasi-complete separation of data points detected.				*	WARNING: Negative of Hessian not positive definite.			NE		Algorithm converged.	NE	NE	NE	NE	NE		Algorithm converged.	NE	NE
Vascular disorders	Thrombosis	3	196	39.6	0	0.0	186	37.3	0	0.0	NE			NE	NE	NE		NE	NE	NE	NE		NE	NE	NE	NE		NE		NE	NE	NE
Vascular disorders	Thrombosis	4-5	112	22.6	0	0.0	125	25.1	0	0.0	NE			NE	NE	NE		NE	NE	NE	NE		NE	NE	NE	NE		NE		NE	NE	NE
Vascular disorders	Venous thrombosis	1-2	187	37.8	1	0.5	187	37.6	0	0.0		*	Quasi-complete separation of data points detected.				*	WARNING: Negative of Hessian not positive definite.			NE		Algorithm converged.	NE	NE	NE	NE	NE		Algorithm converged.	NE	NE
Vascular disorders	Venous thrombosis	3	196	39.6	0	0.0	186	37.3	0	0.0	NE			NE	NE	NE		NE	NE	NE	NE		NE	NE	NE	NE		NE		NE	NE	NE
Vascular disorders	Venous thrombosis	4-5	112	22.6	0	0.0	125	25.1	0	0.0	NE			NE	NE	NE		NE	NE	NE	NE		NE	NE	NE	NE		NE		NE	NE	NE

Includes treatment-emergent AEs during AE reporting period only, which is defined as new or worsening AE from the first dose of any study drug through 90 days after the last dose of any study drug or prior to NALT, whichever is earlier.
Only AEs of highest severity are counted.
Test for interaction based on RR (Log-binomial regression)
* indicates convergence problem. Result is uninterpretable.
Clinical cut-off: 15JUN2022

Program: root/clinical_studies/RO5541077/CDPT7884/GO39942/data_analysis/ACE_FINAL_OS/prod/program/t_ae_raw_soc.sas
Output: root/clinical_studies/RO5541077/CDPT7884/GO39942/data_analysis/ACE_FINAL_OS/prod/output/t_ae_raw_soc_sg2_WGR35AE_SE_POOLED_15JUN2022_39942.xls
08FEB2023 18:05

POPULATION: Global and China Extension Population, Safety-Evaluable Population
ENDPOINT: AEs Grade 3-5
MODEL: Unstratified analysis
STUDY: GO39942
Dichotomous Analysis by Subgroups (Safety)

Geographic region

			Polatuzumab Vedotin + R-CHP (N=495)				R-CHOP (N=498)				Polatuzumab Vedotin + R-CHP vs. R-CHOP																	R-CHOP vs. Polatuzumab Vedotin + R-CHP				
			Patients		Patients with Event		Patients		Patients with Event		Odds Ratio					Absolute Risk Difference					Relative Risk							Relative Risk				
MedDRA System Organ Class	MedDRA Preferred Term	Level	n	%	n	%	n	%	n	%	Odds Ratio		Convergence Reason	95% Lower CL	95% Upper CL	Absolute Risk		Convergence Reason	95% Lower CL	95% Upper CL	Relative Risk		Convergence Reason	95% Lower CL	95% Upper CL	p-value (Wald)	Interaction Test p-value (likelihood ratio)	Relative Risk		Convergence Reason	95% Lower CL	95% Upper CL
Blood and lymphatic system disorders		Western Europe/United States/Canada/Australia	298	60.2	112	37.6	300	60.2	106	35.3	1.10		Convergence criterion (GCONV=1E-8) satisfied.	0.79	1.54	0.023		Algorithm converged.	-0.055	0.100	1.06		Algorithm converged.	0.86	1.31	0.5677	0.8162	0.94		Algorithm converged.	0.76	1.16
Blood and lymphatic system disorders		Asia	140	28.3	61	43.6	139	27.9	57	41.0	1.11		Convergence criterion (GCONV=1E-8) satisfied.	0.69	1.79	0.026		Algorithm converged.	-0.090	0.142	1.06		Algorithm converged.	0.81	1.40	0.6648		0.94		Algorithm converged.	0.72	1.24
Blood and lymphatic system disorders		Rest of World	57	11.5	25	43.9	59	11.8	28	47.5	0.86		Convergence criterion (GCONV=1E-8) satisfied.	0.42	1.80	-0.036		Algorithm converged.	-0.217	0.145	0.92		Algorithm converged.	0.62	1.38	0.6978		1.08		Algorithm converged.	0.73	1.61
Blood and lymphatic system disorders	Agranulocytosis	Western Europe/United States/Canada/Australia	298	60.2	0	0.0	300	60.2	1	0.3		*	Quasi-complete separation of data points detected.				*	ERROR: The mean parameter is either invalid or at a limit of its range for some observations.			0.00		Algorithm converged.	0.00	NE	0.9999	NE	>999.99		Algorithm converged.	0.00	NE
Blood and lymphatic system disorders	Agranulocytosis	Asia	140	28.3	0	0.0	139	27.9	0	0.0	NE			NE	NE	NE		NE	NE	NE	NE		NE	NE	NE	NE		NE		NE	NE	NE
Blood and lymphatic system disorders	Agranulocytosis	Rest of World	57	11.5	0	0.0	59	11.8	0	0.0	NE			NE	NE	NE		NE	NE	NE	NE		NE	NE	NE	NE		NE		NE	NE	NE
Blood and lymphatic system disorders	Anaemia	Western Europe/United States/Canada/Australia	298	60.2	36	12.1	300	60.2	22	7.3	1.74		Convergence criterion (GCONV=1E-8) satisfied.	1.00	3.03	0.047		Algorithm converged.	0.000	0.095	1.65		Algorithm converged.	0.99	2.73	0.0530	0.1023	0.61		Algorithm converged.	0.37	1.01
Blood and lymphatic system disorders	Anaemia	Asia	140	28.3	12	8.6	139	27.9	18	12.9	0.63		Convergence criterion (GCONV=1E-8) satisfied.	0.29	1.36	-0.044		Algorithm converged.	-0.116	0.029	0.66		Algorithm converged.	0.33	1.32	0.2423		1.51		Algorithm converged.	0.76	3.02
Blood and lymphatic system disorders	Anaemia	Rest of World	57	11.5	8	14.0	59	11.8	8	13.6	1.04		Convergence criterion (GCONV=1E-8) satisfied.	0.36	2.99	0.005		Algorithm converged.	-0.121	0.130	1.04		Algorithm converged.	0.42	2.57	0.9408		0.97		Algorithm converged.	0.39	2.40
Blood and lymphatic system disorders	Aplasia pure red cell	Western Europe/United States/Canada/Australia	298	60.2	1	0.3	300	60.2	1	0.3	1.01		Convergence criterion (GCONV=1E-8) satisfied.	0.06	16.17	0.000		Algorithm converged.	-0.009	0.009	1.01		Algorithm converged.	0.06	16.02	0.9962	1.0000	0.99		Algorithm converged.	0.06	15.81
Blood and lymphatic system disorders	Aplasia pure red cell	Asia	140	28.3	0	0.0	139	27.9	0	0.0	NE			NE	NE	NE		NE	NE	NE	NE		NE	NE	NE	NE		NE		NE	NE	NE
Blood and lymphatic system disorders	Aplasia pure red cell	Rest of World	57	11.5	0	0.0	59	11.8	0	0.0	NE			NE	NE	NE		NE	NE	NE	NE		NE	NE	NE	NE		NE		NE	NE	NE
Blood and lymphatic system disorders	Cytopenia	Western Europe/United States/Canada/Australia	298	60.2	1	0.3	300	60.2	0	0.0		*	Quasi-complete separation of data points detected.				*	WARNING: The relative Hessian convergence criterion of 44.806790292 is greater than the limit of 0.0001. The convergence is questionable.			NE		Algorithm converged.	NE	NE	NE	NE	NE		Algorithm converged.	NE	NE
Blood and lymphatic system disorders	Cytopenia	Asia	140	28.3	0	0.0	139	27.9	0	0.0	NE			NE	NE	NE		NE	NE	NE	NE		NE	NE	NE	NE		NE		NE	NE	NE
Blood and lymphatic system disorders	Cytopenia	Rest of World	57	11.5	0	0.0	59	11.8	0	0.0	NE			NE	NE	NE		NE	NE	NE	NE		NE	NE	NE	NE		NE		NE	NE	NE
Blood and lymphatic system disorders	Febrile bone marrow aplasia	Western Europe/United States/Canada/Australia	298	60.2	1	0.3	300	60.2	2	0.7	0.50		Convergence criterion (GCONV=1E-8) satisfied.	0.05	5.56	-0.003		Algorithm converged.	-0.015	0.008	0.50		Algorithm converged.	0.05	5.52	0.5743	NE	1.99		Algorithm converged.	0.18	21.79
Blood and lymphatic system disorders	Febrile bone marrow aplasia	Asia	140	28.3	0	0.0	139	27.9	0	0.0	NE			NE	NE	NE		NE	NE	NE	NE		NE	NE	NE	NE		NE		NE	NE	NE
Blood and lymphatic system disorders	Febrile bone marrow aplasia	Rest of World	57	11.5	0	0.0	59	11.8	0	0.0	NE			NE	NE	NE		NE	NE	NE	NE		NE	NE	NE	NE		NE		NE	NE	NE
Blood and lymphatic system disorders	Febrile neutropenia	Western Europe/United States/Canada/Australia	298	60.2	40	13.4	300	60.2	19	6.3	2.29		Convergence criterion (GCONV=1E-8) satisfied.	1.29	4.06	0.071		Algorithm converged.	0.023	0.118	2.12		Algorithm converged.	1.26	3.57	0.0048	0.4097	0.47		Algorithm converged.	0.28	0.80
Blood and lymphatic system disorders	Febrile neutropenia	Asia	140	28.3	17	12.1	139	27.9	14	10.1	1.23		Convergence criterion (GCONV=1E-8) satisfied.	0.58	2.61	0.021		Algorithm converged.	-0.053	0.094	1.21		Algorithm converged.	0.62	2.35	0.5829		0.83		Algorithm converged.	0.43	1.62
Blood and lymphatic system disorders	Febrile neutropenia	Rest of World	57	11.5	7	12.3	59	11.8	5	8.5	1.51		Convergence criterion (GCONV=1E-8) satisfied.	0.45	5.07	0.038		Algorithm converged.	-0.073	0.149	1.45		Algorithm converged.	0.49	4.30	0.5041		0.69		Algorithm converged.	0.23	2.05
Blood and lymphatic system disorders	Hypofibrinogenaemia	Western Europe/United States/Canada/Australia	298	60.2	0	0.0	300	60.2	1	0.3		*	Quasi-complete separation of data points detected.				*	ERROR: The mean parameter is either invalid or at a limit of its range for some observations.			0.00		Algorithm converged.	0.00	NE	0.9999	NE	>999.99		Algorithm converged.	0.00	NE
Blood and lymphatic system disorders	Hypofibrinogenaemia	Asia	140	28.3	0	0.0	139	27.9	0	0.0	NE			NE	NE	NE		NE	NE	NE	NE		NE	NE	NE	NE		NE		NE	NE	NE
Blood and lymphatic system disorders	Hypofibrinogenaemia	Rest of World	57	11.5	0	0.0	59	11.8	0	0.0	NE			NE	NE	NE		NE	NE	NE	NE		NE	NE	NE	NE		NE		NE	NE	NE
Blood and lymphatic system disorders	Leukopenia	Western Europe/United States/Canada/Australia	298	60.2	4	1.3	300	60.2	10	3.3	0.39		Convergence criterion (GCONV=1E-8) satisfied.	0.12	1.27	-0.020		Algorithm converged.	-0.044	0.004	0.40		Algorithm converged.	0.13	1.27	0.1206	0.3681	2.48		Algorithm converged.	0.79	7.83
Blood and lymphatic system disorders	Leukopenia	Asia	140	28.3	24	17.1	139	27.9	25	18.0	0.94		Convergence criterion (GCONV=1E-8) satisfied.	0.51	1.75	-0.008		Algorithm converged.	-0.098	0.081	0.95		Algorithm converged.	0.57	1.58	0.8533		1.05		Algorithm converged.	0.63	1.74
Blood and lymphatic system disorders	Leukopenia	Rest of World	57	11.5	2	3.5	59	11.8	2	3.4	1.04		Convergence criterion (GCONV=1E-8) satisfied.	0.14	7.62	0.001		Algorithm converged.	-0.065	0.068	1.04		Algorithm converged.	0.15	7.10	0.9720		0.97		Algorithm converged.	0.14	6.63
Blood and lymphatic system disorders	Lymphopenia	Western Europe/United States/Canada/Australia	298	60.2	4	1.3	300	60.2	9	3.0	0.44		Convergence criterion (GCONV=1E-8) satisfied.	0.13	1.44	-0.017		Algorithm converged.	-0.040	0.007	0.45		Algorithm converged.	0.14	1.44	0.1767	0.1576	2.23		Algorithm converged.	0.70	7.18
Blood and lymphatic system disorders	Lymphopenia	Asia	140	28.3	4	2.9	139	27.9	1	0.7	4.06		Convergence criterion (GCONV=1E-8) satisfied.	0.45	36.78	0.021		Algorithm converged.	-0.010	0.052	3.97		Algorithm converged.	0.45	35.09	0.2147		0.25		Algorithm converged.	0.03	2.22
Blood and lymphatic system disorders	Lymphopenia	Rest of World	57	11.5	0	0.0	59	11.8	0	0.0	NE			NE	NE	NE		NE	NE	NE	NE		NE	NE	NE	NE		NE		NE	NE	NE
Blood and lymphatic system disorders	Myelosuppression	Western Europe/United States/Canada/Australia	298	60.2	0	0.0	300	60.2	0	0.0	NE			NE	NE	NE		NE	NE	NE	NE		NE	NE	NE	NE	NE	NE		NE	NE	NE
Blood and lymphatic system disorders	Myelosuppression	Asia	140	28.3	4	2.9	139	27.9	1	0.7	4.06		Convergence criterion (GCONV=1E-8) satisfied.	0.45	36.78	0.021		Algorithm converged.	-0.010	0.052	3.97		Algorithm converged.	0.45	35.09	0.2147		0.25		Algorithm converged.	0.03	2.22
Blood and lymphatic system disorders	Myelosuppression	Rest of World	57	11.5	0	0.0	59	11.8	0	0.0	NE			NE	NE	NE		NE	NE	NE	NE		NE	NE	NE	NE		NE		NE	NE	NE
Blood and lymphatic system disorders	Neutropenia	Western Europe/United States/Canada/Australia	298	60.2	64	21.5	300	60.2	79	26.3	0.77		Convergence criterion (GCONV=1E-8) satisfied.	0.52	1.12	-0.049		Algorithm converged.	-0.117	0.020	0.82		Algorithm converged.	0.61	1.09	0.1653	0.4040	1.23		Algorithm converged.	0.92	1.64
Blood and lymphatic system disorders	Neutropenia	Asia	140	28.3	42	30.0	139	27.9	37	26.6	1.18		Convergence criterion (GCONV=1E-8) satisfied.	0.70	1.99	0.034		Algorithm converged.	-0.072	0.139	1.13		Algorithm converged.	0.78	1.64	0.5314		0.89		Algorithm converged.	0.61	1.29
Blood and lymphatic system disorders	Neutropenia	Rest of World	57	11.5	21	36.8	59	11.8	24	40.7	0.85		Convergence criterion (GCONV=1E-8) satisfied.	0.40	1.80	-0.038		Algorithm converged.	-0.216	0.139	0.91		Algorithm converged.	0.57	1.43	0.6722		1.10		Algorithm converged.	0.70	1.75
Blood and lymphatic system disorders	Pancytopenia	Western Europe/United States/Canada/Australia	298	60.2	1	0.3	300	60.2	0	0.0		*	Quasi-complete separation of data points detected.				*	WARNING: The relative Hessian convergence criterion of 44.806790292 is greater than the limit of 0.0001. The convergence is questionable.			NE		Algorithm converged.	NE	NE	NE	NE	NE		Algorithm converged.	NE	NE
Blood and lymphatic system disorders	Pancytopenia	Asia	140	28.3	0	0.0	139	27.9	0	0.0	NE			NE	NE	NE		NE	NE	NE	NE		NE	NE	NE	NE		NE		NE	NE	NE
Blood and lymphatic system disorders	Pancytopenia	Rest of World	57	11.5	0	0.0	59	11.8	0	0.0	NE			NE	NE	NE		NE	NE	NE	NE		NE	NE	NE	NE		NE		NE	NE	NE
Blood and lymphatic system disorders	Thrombocytopenia	Western Europe/United States/Canada/Australia	298	60.2	7	2.3	300	60.2	10	3.3	0.70		Convergence criterion (GCONV=1E-8) satisfied.	0.26	1.86	-0.010		Algorithm converged.	-0.036	0.017	0.70		Algorithm converged.	0.27	1.83	0.4714	0.8991	1.42		Algorithm converged.	0.55	3.68
Blood and lymphatic system disorders	Thrombocytopenia	Asia	140	28.3	5	3.6	139	27.9	6	4.3	0.82		Convergence criterion (GCONV=1E-8) satisfied.	0.24	2.76	-0.007		Algorithm converged.	-0.053	0.038	0.83		Algorithm converged.	0.26	2.65	0.7495		1.21		Algorithm converged.	0.38	3.87
Blood and lymphatic system disorders	Thrombocytopenia	Rest of World	57	11.5	4	7.0	59	11.8	4	6.8	1.04		Convergence criterion (GCONV=1E-8) satisfied.	0.25	4.36	0.002		Algorithm converged.	-0.090	0.095	1.04		Algorithm converged.	0.27	3.94	0.9597		0.97		Algorithm converged.	0.25	3.68
Cardiac disorders		Western Europe/United States/Canada/Australia	298	60.2	5	1.7	300	60.2	5	1.7	1.01		Convergence criterion (GCONV=1E-8) satisfied.	0.29	3.51	0.000		Algorithm converged.	-0.020	0.021	1.01		Algorithm converged.	0.29	3.44	0.9915	0.4880	0.99		Algorithm converged.	0.29	3.40
Cardiac disorders		Asia	140	28.3	1	0.7	139	27.9	2	1.4	0.49		Convergence criterion (GCONV=1E-8) satisfied.	0.04	5.50	-0.007		Algorithm converged.	-0.031	0.017	0.50		Algorithm converged.	0.05	5.41	0.5656		2.01		Algorithm converged.	0.18	21.96
Cardiac disorders		Rest of World	57	11.5	0	0.0	59	11.8	1	1.7		*	Quasi-complete separation of data points detected.				*	WARNING: The relative Hessian convergence criterion of 10.540168601 is greater than the limit of 0.0001. The convergence is questionable.			0.00		Algorithm converged.	0.00	NE	0.9999		>999.99		Algorithm converged.	0.00	NE
Cardiac disorders	Atrial fibrillation	Western Europe/United States/Canada/Australia	298	60.2	1	0.3	300	60.2	1	0.3	1.01		Convergence criterion (GCONV=1E-8) satisfied.	0.06	16.17	0.000		Algorithm converged.	-0.009	0.009	1.01		Algorithm converged.	0.06	16.02	0.9962	NE	0.99		Algorithm converged.	0.06	15.81
Cardiac disorders	Atrial fibrillation	Asia	140	28.3	0	0.0	139	27.9	1	0.7		*	Quasi-complete separation of data points detected.				*	WARNING: The relative Hessian convergence criterion of 19.480043432 is greater than the limit of 0.0001. The convergence is questionable.			0.00		Algorithm converged.	0.00	NE	0.9999		>999.99		Algorithm converged.	0.00	NE
Cardiac disorders	Atrial fibrillation	Rest of World	57	11.5	0	0.0	59	11.8	0	0.0	NE			NE	NE	NE		NE	NE	NE	NE		NE	NE	NE	NE		NE		NE	NE	NE
Cardiac disorders	Atrioventricular block complete	Western Europe/United States/Canada/Australia	298	60.2	0	0.0	300	60.2	1	0.3		*	Quasi-complete separation of data points detected.				*	ERROR: The mean parameter is either invalid or at a limit of its range for some observations.			0.00		Algorithm converged.	0.00	NE	0.9999	NE	>999.99		Algorithm converged.	0.00	NE
Cardiac disorders	Atrioventricular block complete	Asia	140	28.3	0	0.0	139	27.9	0	0.0	NE			NE	NE	NE		NE	NE	NE	NE		NE	NE	NE	NE		NE		NE	NE	NE
Cardiac disorders	Atrioventricular block complete	Rest of World	57	11.5	0	0.0	59	11.8	0	0.0	NE			NE	NE	NE		NE	NE	NE	NE		NE	NE	NE	NE		NE		NE	NE	NE
Cardiac disorders	Cardiac failure congestive	Western Europe/United States/Canada/Australia	298	60.2	0	0.0	300	60.2	2	0.7		*	Quasi-complete separation of data points detected.				*	ERROR: The mean parameter is either invalid or at a limit of its range for some observations.			0.00		Algorithm converged.	0.00	NE	0.9999	NE	>999.99		Algorithm converged.	0.00	NE
Cardiac disorders	Cardiac failure congestive	Asia	140	28.3	0	0.0	139	27.9	0	0.0	NE			NE	NE	NE		NE	NE	NE	NE		NE	NE	NE	NE		NE		NE	NE	NE
Cardiac disorders	Cardiac failure congestive	Rest of World	57	11.5	0	0.0	59	11.8	0	0.0	NE			NE	NE	NE		NE	NE	NE	NE		NE	NE	NE	NE		NE		NE	NE	NE
Cardiac disorders	Cardiopulmonary failure	Western Europe/United States/Canada/Australia	298	60.2	1	0.3	300	60.2	0	0.0		*	Quasi-complete separation of data points detected.				*	WARNING: The relative Hessian convergence criterion of 44.806790292 is greater than the limit of 0.0001. The convergence is questionable.			NE		Algorithm converged.	NE	NE	NE	NE	NE		Algorithm converged.	NE	NE
Cardiac disorders	Cardiopulmonary failure	Asia	140	28.3	0	0.0	139	27.9	0	0.0	NE			NE	NE	NE		NE	NE	NE	NE		NE	NE	NE	NE		NE		NE	NE	NE
Cardiac disorders	Cardiopulmonary failure	Rest of World	57	11.5	0	0.0	59	11.8	0	0.0	NE			NE	NE	NE		NE	NE	NE	NE		NE	NE	NE	NE		NE		NE	NE	NE
Cardiac disorders	Left ventricular dysfunction	Western Europe/United States/Canada/Australia	298	60.2	1	0.3	300	60.2	1	0.3	1.01		Convergence criterion (GCONV=1E-8) satisfied.	0.06	16.17	0.000		Algorithm converged.	-0.009	0.009	1.01		Algorithm converged.	0.06	16.02	0.9962	1.0000	0.99		Algorithm converged.	0.06	15.81
Cardiac disorders	Left ventricular dysfunction	Asia	140	28.3	0	0.0	139	27.9	0	0.0	NE			NE	NE	NE		NE	NE	NE	NE		NE	NE	NE	NE		NE		NE	NE	NE
Cardiac disorders	Left ventricular dysfunction	Rest of World	57	11.5	0	0.0	59	11.8	0	0.0	NE			NE	NE	NE		NE	NE	NE	NE		NE	NE	NE	NE		NE		NE	NE	NE
Cardiac disorders	Myocardial infarction	Western Europe/United States/Canada/Australia	298	60.2	1	0.3	300	60.2	0	0.0		*	Quasi-complete separation of data points detected.				*	WARNING: Negative of Hessian not positive definite.			NE		Algorithm converged.	NE	NE	NE	NE	NE		Algorithm converged.	NE	NE
Cardiac disorders	Myocardial infarction	Asia	140	28.3	0	0.0	139	27.9	0	0.0	NE			NE	NE	NE		NE	NE	NE	NE		NE	NE	NE	NE		NE		NE	NE	NE
Cardiac disorders	Myocardial infarction	Rest of World	57	11.5	0	0.0	59	11.8	0	0.0	NE			NE	NE	NE		NE	NE	NE	NE		NE	NE	NE	NE		NE		NE	NE	NE
Cardiac disorders	Sinus bradycardia	Western Europe/United States/Canada/Australia	298	60.2	0	0.0	300	60.2	0	0.0	NE			NE	NE	NE		NE	NE	NE	NE		NE	NE	NE	NE	NE	NE		NE	NE	NE
Cardiac disorders	Sinus bradycardia	Asia	140	28.3	0	0.0	139	27.9	1	0.7		*	Quasi-complete separation of data points detected.				*	WARNING: The relative Hessian convergence criterion of 19.480043432 is greater than the limit of 0.0001. The convergence is questionable.			0.00		Algorithm converged.	0.00	NE	0.9999		>999.99		Algorithm converged.	0.00	NE
Cardiac disorders	Sinus bradycardia	Rest of World	57	11.5	0	0.0	59	11.8	0	0.0	NE			NE	NE	NE		NE	NE	NE	NE		NE	NE	NE	NE		NE		NE	NE	NE
Cardiac disorders	Sinus tachycardia	Western Europe/United States/Canada/Australia	298	60.2	1	0.3	300	60.2	1	0.3	1.01		Convergence criterion (GCONV=1E-8) satisfied.	0.06	16.17	0.000		Algorithm converged.	-0.009	0.009	1.01		Algorithm converged.	0.06	16.02	0.9962	NE	0.99		Algorithm converged.	0.06	15.81
Cardiac disorders	Sinus tachycardia	Asia	140	28.3	1	0.7	139	27.9	0	0.0		*	Quasi-complete separation of data points detected.				*	ERROR: Error in computing the link function, its derivatives, or the variance function.			NE		Algorithm converged.	NE	NE	NE		NE		Algorithm converged.	NE	NE
Cardiac disorders	Sinus tachycardia	Rest of World	57	11.5	0	0.0	59	11.8	0	0.0	NE			NE	NE	NE		NE	NE	NE	NE		NE	NE	NE	NE		NE		NE	NE	NE
Cardiac disorders	Tachycardia	Western Europe/United States/Canada/Australia	298	60.2	0	0.0	300	60.2	0	0.0	NE			NE	NE	NE		NE	NE	NE	NE		NE	NE	NE	NE	NE	NE		NE	NE	NE
Cardiac disorders	Tachycardia	Asia	140	28.3	0	0.0	139	27.9	1	0.7		*	Quasi-complete separation of data points detected.				*	WARNING: The relative Hessian convergence criterion of 19.480043432 is greater than the limit of 0.0001. The convergence is questionable.			0.00		Algorithm converged.	0.00	NE	0.9999		>999.99		Algorithm converged.	0.00	NE
Cardiac disorders	Tachycardia	Rest of World	57	11.5	0	0.0	59	11.8	1	1.7		*	Quasi-complete separation of data points detected.				*	WARNING: The relative Hessian convergence criterion of 10.540168601 is greater than the limit of 0.0001. The convergence is questionable.			0.00		Algorithm converged.	0.00	NE	0.9999		>999.99		Algorithm converged.	0.00	NE
Congenital, familial and genetic disorders		Western Europe/United States/Canada/Australia	298	60.2	1	0.3	300	60.2	0	0.0		*	Quasi-complete separation of data points detected.				*	WARNING: Negative of Hessian not positive definite.			NE		Algorithm converged.	NE	NE	NE	NE	NE		Algorithm converged.	NE	NE
Congenital, familial and genetic disorders		Asia	140	28.3	0	0.0	139	27.9	0	0.0	NE			NE	NE	NE		NE	NE	NE	NE		NE	NE	NE	NE		NE		NE	NE	NE
Congenital, familial and genetic disorders		Rest of World	57	11.5	0	0.0	59	11.8	0	0.0	NE			NE	NE	NE		NE	NE	NE	NE		NE	NE	NE	NE		NE		NE	NE	NE
Congenital, familial and genetic disorders	Pyloric stenosis	Western Europe/United States/Canada/Australia	298	60.2	1	0.3	300	60.2	0	0.0		*	Quasi-complete separation of data points detected.				*	WARNING: Negative of Hessian not positive definite.			NE		Algorithm converged.	NE	NE	NE	NE	NE		Algorithm converged.	NE	NE
Congenital, familial and genetic disorders	Pyloric stenosis	Asia	140	28.3	0	0.0	139	27.9	0	0.0	NE			NE	NE	NE		NE	NE	NE	NE		NE	NE	NE	NE		NE		NE	NE	NE
Congenital, familial and genetic disorders	Pyloric stenosis	Rest of World	57	11.5	0	0.0	59	11.8	0	0.0	NE			NE	NE	NE		NE	NE	NE	NE		NE	NE	NE	NE		NE		NE	NE	NE
Ear and labyrinth disorders		Western Europe/United States/Canada/Australia	298	60.2	0	0.0	300	60.2	2	0.7		*	Quasi-complete separation of data points detected.				*	ERROR: The mean parameter is either invalid or at a limit of its range for some observations.			0.00		Algorithm converged.	0.00	NE	0.9999	NE	>999.99		Algorithm converged.	0.00	NE
Ear and labyrinth disorders		Asia	140	28.3	0	0.0	139	27.9	0	0.0	NE			NE	NE	NE		NE	NE	NE	NE		NE	NE	NE	NE		NE		NE	NE	NE
Ear and labyrinth disorders		Rest of World	57	11.5	0	0.0	59	11.8	0	0.0	NE			NE	NE	NE		NE	NE	NE	NE		NE	NE	NE	NE		NE		NE	NE	NE
Ear and labyrinth disorders	Deafness	Western Europe/United States/Canada/Australia	298	60.2	0	0.0	300	60.2	1	0.3		*	Quasi-complete separation of data points detected.				*	ERROR: The mean parameter is either invalid or at a limit of its range for some observations.			0.00		Algorithm converged.	0.00	NE	0.9999	NE	>999.99		Algorithm converged.	0.00	NE
Ear and labyrinth disorders	Deafness	Asia	140	28.3	0	0.0	139	27.9	0	0.0	NE			NE	NE	NE		NE	NE	NE	NE		NE	NE	NE	NE		NE		NE	NE	NE
Ear and labyrinth disorders	Deafness	Rest of World	57	11.5	0	0.0	59	11.8	0	0.0	NE			NE	NE	NE		NE	NE	NE	NE		NE	NE	NE	NE		NE		NE	NE	NE
Ear and labyrinth disorders	Hypoacusis	Western Europe/United States/Canada/Australia	298	60.2	0	0.0	300	60.2	1	0.3		*	Quasi-complete separation of data points detected.				*	ERROR: The mean parameter is either invalid or at a limit of its range for some observations.			0.00		Algorithm converged.	0.00	NE	0.9999	NE	>999.99		Algorithm converged.	0.00	NE
Ear and labyrinth disorders	Hypoacusis	Asia	140	28.3	0	0.0	139	27.9	0	0.0	NE			NE	NE	NE		NE	NE	NE	NE		NE	NE	NE	NE		NE		NE	NE	NE
Ear and labyrinth disorders	Hypoacusis	Rest of World	57	11.5	0	0.0	59	11.8	0	0.0	NE			NE	NE	NE		NE	NE	NE	NE		NE	NE	NE	NE		NE		NE	NE	NE
Eye disorders		Western Europe/United States/Canada/Australia	298	60.2	1	0.3	300	60.2	0	0.0		*	Quasi-complete separation of data points detected.				*	WARNING: Negative of Hessian not positive definite.			NE		Algorithm converged.	NE	NE	NE	NE	NE		Algorithm converged.	NE	NE
Eye disorders		Asia	140	28.3	2	1.4	139	27.9	0	0.0		*	Quasi-complete separation of data points detected.				*	ERROR: The mean parameter is either invalid or at a limit of its range for some observations.			NE		Algorithm converged.	NE	NE	NE		NE		Algorithm converged.	NE	NE
Eye disorders		Rest of World	57	11.5	0	0.0	59	11.8	0	0.0	NE			NE	NE	NE		NE	NE	NE	NE		NE	NE	NE	NE		NE		NE	NE	NE
Eye disorders	Angle closure glaucoma	Western Europe/United States/Canada/Australia	298	60.2	1	0.3	300	60.2	0	0.0		*	Quasi-complete separation of data points detected.				*	WARNING: Negative of Hessian not positive definite.			NE		Algorithm converged.	NE	NE	NE	NE	NE		Algorithm converged.	NE	NE
Eye disorders	Angle closure glaucoma	Asia	140	28.3	0	0.0	139	27.9	0	0.0	NE			NE	NE	NE		NE	NE	NE	NE		NE	NE	NE	NE		NE		NE	NE	NE
Eye disorders	Angle closure glaucoma	Rest of World	57	11.5	0	0.0	59	11.8	0	0.0	NE			NE	NE	NE		NE	NE	NE	NE		NE	NE	NE	NE		NE		NE	NE	NE
Eye disorders	Cataract	Western Europe/United States/Canada/Australia	298	60.2	0	0.0	300	60.2	0	0.0	NE			NE	NE	NE		NE	NE	NE	NE		NE	NE	NE	NE	NE	NE		NE	NE	NE
Eye disorders	Cataract	Asia	140	28.3	1	0.7	139	27.9	0	0.0		*	Quasi-complete separation of data points detected.				*	WARNING: Negative of Hessian not positive definite.			NE		Algorithm converged.	NE	NE	NE		NE		Algorithm converged.	NE	NE
Eye disorders	Cataract	Rest of World	57	11.5	0	0.0	59	11.8	0	0.0	NE			NE	NE	NE		NE	NE	NE	NE		NE	NE	NE	NE		NE		NE	NE	NE
Eye disorders	Rhegmatogenous retinal detachment	Western Europe/United States/Canada/Australia	298	60.2	0	0.0	300	60.2	0	0.0	NE			NE	NE	NE		NE	NE	NE	NE		NE	NE	NE	NE	NE	NE		NE	NE	NE
Eye disorders	Rhegmatogenous retinal detachment	Asia	140	28.3	1	0.7	139	27.9	0	0.0		*	Quasi-complete separation of data points detected.				*	WARNING: Negative of Hessian not positive definite.			NE		Algorithm converged.	NE	NE	NE		NE		Algorithm converged.	NE	NE
Eye disorders	Rhegmatogenous retinal detachment	Rest of World	57	11.5	0	0.0	59	11.8	0	0.0	NE			NE	NE	NE		NE	NE	NE	NE		NE	NE	NE	NE		NE		NE	NE	NE
Gastrointestinal disorders		Western Europe/United States/Canada/Australia	298	60.2	30	10.1	300	60.2	23	7.7	1.35		Convergence criterion (GCONV=1E-8) satisfied.	0.76	2.38	0.024		Algorithm converged.	-0.022	0.070	1.31		Algorithm converged.	0.78	2.21	0.3036	0.8375	0.76		Algorithm converged.	0.45	1.28
Gastrointestinal disorders		Asia	140	28.3	8	5.7	139	27.9	8	5.8	0.99		Convergence criterion (GCONV=1E-8) satisfied.	0.36	2.72	0.000		Algorithm converged.	-0.055	0.054	0.99		Algorithm converged.	0.38	2.57	0.9882		1.01		Algorithm converged.	0.39	2.61
Gastrointestinal disorders		Rest of World	57	11.5	7	12.3	59	11.8	7	11.9	1.04		Convergence criterion (GCONV=1E-8) satisfied.	0.34	3.18	0.004		Algorithm converged.	-0.114	0.123	1.04		Algorithm converged.	0.39	2.76	0.9451		0.97		Algorithm converged.	0.36	2.58
Gastrointestinal disorders	Abdominal distension	Western Europe/United States/Canada/Australia	298	60.2	0	0.0	300	60.2	1	0.3		*	Quasi-complete separation of data points detected.				*	ERROR: The mean parameter is either invalid or at a limit of its range for some observations.			0.00		Algorithm converged.	0.00	NE	0.9999	NE	>999.99		Algorithm converged.	0.00	NE
Gastrointestinal disorders	Abdominal distension	Asia	140	28.3	0	0.0	139	27.9	0	0.0	NE			NE	NE	NE		NE	NE	NE	NE		NE	NE	NE	NE		NE		NE	NE	NE
Gastrointestinal disorders	Abdominal distension	Rest of World	57	11.5	0	0.0	59	11.8	0	0.0	NE			NE	NE	NE		NE	NE	NE	NE		NE	NE	NE	NE		NE		NE	NE	NE
Gastrointestinal disorders	Abdominal pain	Western Europe/United States/Canada/Australia	298	60.2	3	1.0	300	60.2	6	2.0	0.50		Convergence criterion (GCONV=1E-8) satisfied.	0.12	2.01	-0.010		Algorithm converged.	-0.029	0.010	0.50		Algorithm converged.	0.13	1.99	0.3284	0.2203	1.99		Algorithm converged.	0.50	7.87

Gastrointestinal disorders	Abdominal pain	Asia	140	28.3	0	0.0	139	27.9	1	0.7		*	Quasi-complete separation of data points detected.				*	WARNING: The relative Hessian convergence criterion of 19.480043228 is greater than the limit of 0.0001. The convergence is questionable.			0.00		Algorithm converged.	0.00	NE	0.9999		>999.99		Algorithm converged.	0.00	NE
Gastrointestinal disorders	Abdominal pain	Rest of World	57	11.5	1	1.8	59	11.8	0	0.0		*	Quasi-complete separation of data points detected.				*	WARNING: The relative Hessian convergence criterion of 10.998844964 is greater than the limit of 0.0001. The convergence is questionable.			NE		Algorithm converged.	NE	NE	NE		NE		Algorithm converged.	NE	NE
Gastrointestinal disorders	Abdominal pain upper	Western Europe/United States/Canada/Australia	298	60.2	0	0.0	300	60.2	1	0.3		*	Quasi-complete separation of data points detected.				*	ERROR: The mean parameter is either invalid or at a limit of its range for some observations.			0.00		Algorithm converged.	0.00	NE	0.9999	NE	>999.99		Algorithm converged.	0.00	NE
Gastrointestinal disorders	Abdominal pain upper	Asia	140	28.3	0	0.0	139	27.9	0	0.0	NE			NE	NE	NE		NE	NE	NE	NE		NE	NE	NE	NE		NE		NE	NE	NE
Gastrointestinal disorders	Abdominal pain upper	Rest of World	57	11.5	0	0.0	59	11.8	0	0.0	NE			NE	NE	NE		NE	NE	NE	NE		NE	NE	NE	NE		NE		NE	NE	NE
Gastrointestinal disorders	Anal fistula	Western Europe/United States/Canada/Australia	298	60.2	1	0.3	300	60.2	0	0.0		*	Quasi-complete separation of data points detected.				*	WARNING: Negative of Hessian not positive definite.			NE		Algorithm converged.	NE	NE	NE	NE	NE		Algorithm converged.	NE	NE
Gastrointestinal disorders	Anal fistula	Asia	140	28.3	0	0.0	139	27.9	1	0.7		*	Quasi-complete separation of data points detected.				*	WARNING: The relative Hessian convergence criterion of 19.480043432 is greater than the limit of 0.0001. The convergence is questionable.			0.00		Algorithm converged.	0.00	NE	0.9999		>999.99		Algorithm converged.	0.00	NE
Gastrointestinal disorders	Anal fistula	Rest of World	57	11.5	0	0.0	59	11.8	0	0.0	NE			NE	NE	NE		NE	NE	NE	NE		NE	NE	NE	NE		NE		NE	NE	NE
Gastrointestinal disorders	Anal stenosis	Western Europe/United States/Canada/Australia	298	60.2	0	0.0	300	60.2	0	0.0	NE			NE	NE	NE		NE	NE	NE	NE		NE	NE	NE	NE	NE	NE		NE	NE	NE
Gastrointestinal disorders	Anal stenosis	Asia	140	28.3	0	0.0	139	27.9	1	0.7		*	Quasi-complete separation of data points detected.				*	WARNING: The relative Hessian convergence criterion of 19.480043296 is greater than the limit of 0.0001. The convergence is questionable.			0.00		Algorithm converged.	0.00	NE	0.9999		>999.99		Algorithm converged.	0.00	NE
Gastrointestinal disorders	Anal stenosis	Rest of World	57	11.5	0	0.0	59	11.8	0	0.0	NE			NE	NE	NE		NE	NE	NE	NE		NE	NE	NE	NE		NE		NE	NE	NE
Gastrointestinal disorders	Colitis	Western Europe/United States/Canada/Australia	298	60.2	1	0.3	300	60.2	1	0.3	1.01		Convergence criterion (GCONV=1E-8) satisfied.	0.06	16.17	0.000		Algorithm converged.	-0.009	0.009	1.01		Algorithm converged.	0.06	16.02	0.9962	1.0000	0.99		Algorithm converged.	0.06	15.81
Gastrointestinal disorders	Colitis	Asia	140	28.3	0	0.0	139	27.9	0	0.0	NE			NE	NE	NE		NE	NE	NE	NE		NE	NE	NE	NE		NE		NE	NE	NE
Gastrointestinal disorders	Colitis	Rest of World	57	11.5	0	0.0	59	11.8	0	0.0	NE			NE	NE	NE		NE	NE	NE	NE		NE	NE	NE	NE		NE		NE	NE	NE
Gastrointestinal disorders	Constipation	Western Europe/United States/Canada/Australia	298	60.2	3	1.0	300	60.2	1	0.3	3.04		Convergence criterion (GCONV=1E-8) satisfied.	0.31	29.39	0.007		Algorithm converged.	-0.006	0.020	3.02		Algorithm converged.	0.32	28.87	0.3372	0.6277	0.33		Algorithm converged.	0.03	3.17
Gastrointestinal disorders	Constipation	Asia	140	28.3	0	0.0	139	27.9	0	0.0	NE			NE	NE	NE		NE	NE	NE	NE		NE	NE	NE	NE		NE		NE	NE	NE
Gastrointestinal disorders	Constipation	Rest of World	57	11.5	2	3.5	59	11.8	0	0.0		*	Quasi-complete separation of data points detected.				*	WARNING: The relative Hessian convergence criterion of 6.6720380513 is greater than the limit of 0.0001. The convergence is questionable.			NE		Algorithm converged.	NE	NE	NE		NE		Algorithm converged.	NE	NE
Gastrointestinal disorders	Diarrhoea	Western Europe/United States/Canada/Australia	298	60.2	11	3.7	300	60.2	7	2.3	1.60		Convergence criterion (GCONV=1E-8) satisfied.	0.61	4.20	0.014		Algorithm converged.	-0.014	0.041	1.58		Algorithm converged.	0.62	4.03	0.3358	0.2099	0.63		Algorithm converged.	0.25	1.61
Gastrointestinal disorders	Diarrhoea	Asia	140	28.3	4	2.9	139	27.9	1	0.7	4.06		Convergence criterion (GCONV=1E-8) satisfied.	0.45	36.78	0.021		Algorithm converged.	-0.010	0.052	3.97		Algorithm converged.	0.45	35.09	0.2147		0.25		Algorithm converged.	0.03	2.22
Gastrointestinal disorders	Diarrhoea	Rest of World	57	11.5	3	5.3	59	11.8	0	0.0		*	Quasi-complete separation of data points detected.				*	WARNING: The relative Hessian convergence criterion of 4.9744935965 is greater than the limit of 0.0001. The convergence is questionable.			NE		Algorithm converged.	NE	NE	NE		NE		Algorithm converged.	NE	NE
Gastrointestinal disorders	Dysphagia	Western Europe/United States/Canada/Australia	298	60.2	0	0.0	300	60.2	1	0.3		*	Quasi-complete separation of data points detected.				*	ERROR: The mean parameter is either invalid or at a limit of its range for some observations.			0.00		Algorithm converged.	0.00	NE	0.9999	NE	>999.99		Algorithm converged.	0.00	NE
Gastrointestinal disorders	Dysphagia	Asia	140	28.3	0	0.0	139	27.9	0	0.0	NE			NE	NE	NE		NE	NE	NE	NE		NE	NE	NE	NE		NE		NE	NE	NE
Gastrointestinal disorders	Dysphagia	Rest of World	57	11.5	0	0.0	59	11.8	0	0.0	NE			NE	NE	NE		NE	NE	NE	NE		NE	NE	NE	NE		NE		NE	NE	NE
Gastrointestinal disorders	Enteritis	Western Europe/United States/Canada/Australia	298	60.2	0	0.0	300	60.2	0	0.0	NE			NE	NE	NE		NE	NE	NE	NE		NE	NE	NE	NE	NE	NE		NE	NE	NE
Gastrointestinal disorders	Enteritis	Asia	140	28.3	0	0.0	139	27.9	0	0.0	NE			NE	NE	NE		NE	NE	NE	NE		NE	NE	NE	NE		NE		NE	NE	NE
Gastrointestinal disorders	Enteritis	Rest of World	57	11.5	1	1.8	59	11.8	0	0.0		*	Quasi-complete separation of data points detected.				*	ERROR: Error in computing the link function, its derivatives, or the variance function.			NE		Algorithm converged.	NE	NE	NE		NE		Algorithm converged.	NE	NE
Gastrointestinal disorders	Epigastric discomfort	Western Europe/United States/Canada/Australia	298	60.2	1	0.3	300	60.2	0	0.0		*	Quasi-complete separation of data points detected.				*	WARNING: Negative of Hessian not positive definite.			NE		Algorithm converged.	NE	NE	NE	NE	NE		Algorithm converged.	NE	NE
Gastrointestinal disorders	Epigastric discomfort	Asia	140	28.3	0	0.0	139	27.9	0	0.0	NE			NE	NE	NE		NE	NE	NE	NE		NE	NE	NE	NE		NE		NE	NE	NE
Gastrointestinal disorders	Epigastric discomfort	Rest of World	57	11.5	0	0.0	59	11.8	0	0.0	NE			NE	NE	NE		NE	NE	NE	NE		NE	NE	NE	NE		NE		NE	NE	NE
Gastrointestinal disorders	Gastric ulcer	Western Europe/United States/Canada/Australia	298	60.2	1	0.3	300	60.2	0	0.0		*	Quasi-complete separation of data points detected.				*	WARNING: Negative of Hessian not positive definite.			NE		Algorithm converged.	NE	NE	NE	NE	NE		Algorithm converged.	NE	NE
Gastrointestinal disorders	Gastric ulcer	Asia	140	28.3	0	0.0	139	27.9	0	0.0	NE			NE	NE	NE		NE	NE	NE	NE		NE	NE	NE	NE		NE		NE	NE	NE
Gastrointestinal disorders	Gastric ulcer	Rest of World	57	11.5	0	0.0	59	11.8	0	0.0	NE			NE	NE	NE		NE	NE	NE	NE		NE	NE	NE	NE		NE		NE	NE	NE
Gastrointestinal disorders	Gastrointestinal haemorrhage	Western Europe/United States/Canada/Australia	298	60.2	2	0.7	300	60.2	1	0.3	2.02		Convergence criterion (GCONV=1E-8) satisfied.	0.18	22.40	0.003		Algorithm converged.	-0.008	0.015	2.01		Algorithm converged.	0.18	22.09	0.5669	0.2332	0.50		Algorithm converged.	0.05	5.45
Gastrointestinal disorders	Gastrointestinal haemorrhage	Asia	140	28.3	0	0.0	139	27.9	1	0.7		*	Quasi-complete separation of data points detected.				*	WARNING: The relative Hessian convergence criterion of 19.480043296 is greater than the limit of 0.0001. The convergence is questionable.			0.00		Algorithm converged.	0.00	NE	0.9999		>999.99		Algorithm converged.	0.00	NE
Gastrointestinal disorders	Gastrointestinal haemorrhage	Rest of World	57	11.5	0	0.0	59	11.8	1	1.7		*	Quasi-complete separation of data points detected.				*	WARNING: The relative Hessian convergence criterion of 10.540168601 is greater than the limit of 0.0001. The convergence is questionable.			0.00		Algorithm converged.	0.00	NE	0.9999		>999.99		Algorithm converged.	0.00	NE
Gastrointestinal disorders	Gastrooesophageal reflux disease	Western Europe/United States/Canada/Australia	298	60.2	1	0.3	300	60.2	0	0.0		*	Quasi-complete separation of data points detected.				*	WARNING: Negative of Hessian not positive definite.			NE		Algorithm converged.	NE	NE	NE	NE	NE		Algorithm converged.	NE	NE
Gastrointestinal disorders	Gastrooesophageal reflux disease	Asia	140	28.3	0	0.0	139	27.9	0	0.0	NE			NE	NE	NE		NE	NE	NE	NE		NE	NE	NE	NE		NE		NE	NE	NE
Gastrointestinal disorders	Gastrooesophageal reflux disease	Rest of World	57	11.5	0	0.0	59	11.8	0	0.0	NE			NE	NE	NE		NE	NE	NE	NE		NE	NE	NE	NE		NE		NE	NE	NE
Gastrointestinal disorders	Haemorrhoidal haemorrhage	Western Europe/United States/Canada/Australia	298	60.2	1	0.3	300	60.2	0	0.0		*	Quasi-complete separation of data points detected.				*	WARNING: Negative of Hessian not positive definite.			NE		Algorithm converged.	NE	NE	NE	NE	NE		Algorithm converged.	NE	NE
Gastrointestinal disorders	Haemorrhoidal haemorrhage	Asia	140	28.3	0	0.0	139	27.9	0	0.0	NE			NE	NE	NE		NE	NE	NE	NE		NE	NE	NE	NE		NE		NE	NE	NE
Gastrointestinal disorders	Haemorrhoidal haemorrhage	Rest of World	57	11.5	0	0.0	59	11.8	0	0.0	NE			NE	NE	NE		NE	NE	NE	NE		NE	NE	NE	NE		NE		NE	NE	NE
Gastrointestinal disorders	Ileus	Western Europe/United States/Canada/Australia	298	60.2	1	0.3	300	60.2	0	0.0		*	Quasi-complete separation of data points detected.				*	WARNING: The relative Hessian convergence criterion of 44.806790292 is greater than the limit of 0.0001. The convergence is questionable.			NE		Algorithm converged.	NE	NE	NE	NE	NE		Algorithm converged.	NE	NE
Gastrointestinal disorders	Ileus	Asia	140	28.3	0	0.0	139	27.9	0	0.0	NE			NE	NE	NE		NE	NE	NE	NE		NE	NE	NE	NE		NE		NE	NE	NE
Gastrointestinal disorders	Ileus	Rest of World	57	11.5	0	0.0	59	11.8	2	3.4		*	Quasi-complete separation of data points detected.				*	WARNING: The relative Hessian convergence criterion of 6.3921098672 is greater than the limit of 0.0001. The convergence is questionable.			0.00		Algorithm converged.	0.00	NE	0.9999		>999.99		Algorithm converged.	0.00	NE
Gastrointestinal disorders	Impaired gastric emptying	Western Europe/United States/Canada/Australia	298	60.2	0	0.0	300	60.2	0	0.0	NE			NE	NE	NE		NE	NE	NE	NE		NE	NE	NE	NE	NE	NE		NE	NE	NE
Gastrointestinal disorders	Impaired gastric emptying	Asia	140	28.3	0	0.0	139	27.9	0	0.0	NE			NE	NE	NE		NE	NE	NE	NE		NE	NE	NE	NE		NE		NE	NE	NE
Gastrointestinal disorders	Impaired gastric emptying	Rest of World	57	11.5	0	0.0	59	11.8	1	1.7		*	Quasi-complete separation of data points detected.				*	WARNING: The relative Hessian convergence criterion of 10.540168601 is greater than the limit of 0.0001. The convergence is questionable.			0.00		Algorithm converged.	0.00	NE	0.9999		>999.99		Algorithm converged.	0.00	NE
Gastrointestinal disorders	Intestinal obstruction	Western Europe/United States/Canada/Australia	298	60.2	1	0.3	300	60.2	1	0.3	1.01		Convergence criterion (GCONV=1E-8) satisfied.	0.06	16.17	0.000		Algorithm converged.	-0.009	0.009	1.01		Algorithm converged.	0.06	16.02	0.9962	1.0000	0.99		Algorithm converged.	0.06	15.81
Gastrointestinal disorders	Intestinal obstruction	Asia	140	28.3	0	0.0	139	27.9	0	0.0	NE			NE	NE	NE		NE	NE	NE	NE		NE	NE	NE	NE		NE		NE	NE	NE
Gastrointestinal disorders	Intestinal obstruction	Rest of World	57	11.5	0	0.0	59	11.8	0	0.0	NE			NE	NE	NE		NE	NE	NE	NE		NE	NE	NE	NE		NE		NE	NE	NE
Gastrointestinal disorders	Intestinal perforation	Western Europe/United States/Canada/Australia	298	60.2	3	1.0	300	60.2	1	0.3	3.04		Convergence criterion (GCONV=1E-8) satisfied.	0.31	29.39	0.007		Algorithm converged.	-0.006	0.020	3.02		Algorithm converged.	0.32	28.87	0.3372	NE	0.33		Algorithm converged.	0.03	3.17
Gastrointestinal disorders	Intestinal perforation	Asia	140	28.3	0	0.0	139	27.9	0	0.0	NE			NE	NE	NE		NE	NE	NE	NE		NE	NE	NE	NE		NE		NE	NE	NE
Gastrointestinal disorders	Intestinal perforation	Rest of World	57	11.5	0	0.0	59	11.8	0	0.0	NE			NE	NE	NE		NE	NE	NE	NE		NE	NE	NE	NE		NE		NE	NE	NE
Gastrointestinal disorders	Intra-abdominal haemorrhage	Western Europe/United States/Canada/Australia	298	60.2	0	0.0	300	60.2	0	0.0	NE			NE	NE	NE		NE	NE	NE	NE		NE	NE	NE	NE	NE	NE		NE	NE	NE
Gastrointestinal disorders	Intra-abdominal haemorrhage	Asia	140	28.3	0	0.0	139	27.9	1	0.7		*	Quasi-complete separation of data points detected.				*	WARNING: The relative Hessian convergence criterion of 19.480043432 is greater than the limit of 0.0001. The convergence is questionable.			0.00		Algorithm converged.	0.00	NE	0.9999		>999.99		Algorithm converged.	0.00	NE
Gastrointestinal disorders	Intra-abdominal haemorrhage	Rest of World	57	11.5	0	0.0	59	11.8	0	0.0	NE			NE	NE	NE		NE	NE	NE	NE		NE	NE	NE	NE		NE		NE	NE	NE
Gastrointestinal disorders	Large intestinal haemorrhage	Western Europe/United States/Canada/Australia	298	60.2	1	0.3	300	60.2	0	0.0		*	Quasi-complete separation of data points detected.				*	WARNING: The relative Hessian convergence criterion of 44.806790292 is greater than the limit of 0.0001. The convergence is questionable.			NE		Algorithm converged.	NE	NE	NE	NE	NE		Algorithm converged.	NE	NE
Gastrointestinal disorders	Large intestinal haemorrhage	Asia	140	28.3	0	0.0	139	27.9	0	0.0	NE			NE	NE	NE		NE	NE	NE	NE		NE	NE	NE	NE		NE		NE	NE	NE
Gastrointestinal disorders	Large intestinal haemorrhage	Rest of World	57	11.5	0	0.0	59	11.8	0	0.0	NE			NE	NE	NE		NE	NE	NE	NE		NE	NE	NE	NE		NE		NE	NE	NE
Gastrointestinal disorders	Nausea	Western Europe/United States/Canada/Australia	298	60.2	2	0.7	300	60.2	1	0.3	2.02		Convergence criterion (GCONV=1E-8) satisfied.	0.18	22.40	0.003		Algorithm converged.	-0.008	0.015	2.01		Algorithm converged.	0.18	22.09	0.5669	0.4157	0.50		Algorithm converged.	0.05	5.45
Gastrointestinal disorders	Nausea	Asia	140	28.3	2	1.4	139	27.9	0	0.0		*	Quasi-complete separation of data points detected.				*	ERROR: The mean parameter is either invalid or at a limit of its range for some observations.			NE		Algorithm converged.	NE	NE	NE		NE		Algorithm converged.	NE	NE
Gastrointestinal disorders	Nausea	Rest of World	57	11.5	1	1.8	59	11.8	1	1.7	1.04		Convergence criterion (GCONV=1E-8) satisfied.	0.06	16.96	0.001		Algorithm converged.	-0.047	0.048	1.04		Algorithm converged.	0.07	16.16	0.9804		0.97		Algorithm converged.	0.06	15.08
Gastrointestinal disorders	Necrotising colitis	Western Europe/United States/Canada/Australia	298	60.2	1	0.3	300	60.2	0	0.0		*	Quasi-complete separation of data points detected.				*	WARNING: Negative of Hessian not positive definite.			NE		Algorithm converged.	NE	NE	NE	NE	NE		Algorithm converged.	NE	NE
Gastrointestinal disorders	Necrotising colitis	Asia	140	28.3	0	0.0	139	27.9	0	0.0	NE			NE	NE	NE		NE	NE	NE	NE		NE	NE	NE	NE		NE		NE	NE	NE
Gastrointestinal disorders	Necrotising colitis	Rest of World	57	11.5	0	0.0	59	11.8	0	0.0	NE			NE	NE	NE		NE	NE	NE	NE		NE	NE	NE	NE		NE		NE	NE	NE
Gastrointestinal disorders	Neutropenic colitis	Western Europe/United States/Canada/Australia	298	60.2	1	0.3	300	60.2	0	0.0		*	Quasi-complete separation of data points detected.				*	WARNING: The relative Hessian convergence criterion of 44.806790292 is greater than the limit of 0.0001. The convergence is questionable.			NE		Algorithm converged.	NE	NE	NE	NE	NE		Algorithm converged.	NE	NE
Gastrointestinal disorders	Neutropenic colitis	Asia	140	28.3	0	0.0	139	27.9	0	0.0	NE			NE	NE	NE		NE	NE	NE	NE		NE	NE	NE	NE		NE		NE	NE	NE
Gastrointestinal disorders	Neutropenic colitis	Rest of World	57	11.5	0	0.0	59	11.8	0	0.0	NE			NE	NE	NE		NE	NE	NE	NE		NE	NE	NE	NE		NE		NE	NE	NE
Gastrointestinal disorders	Obstruction gastric	Western Europe/United States/Canada/Australia	298	60.2	0	0.0	300	60.2	0	0.0	NE			NE	NE	NE		NE	NE	NE	NE		NE	NE	NE	NE	NE	NE		NE	NE	NE
Gastrointestinal disorders	Obstruction gastric	Asia	140	28.3	0	0.0	139	27.9	0	0.0	NE			NE	NE	NE		NE	NE	NE	NE		NE	NE	NE	NE		NE		NE	NE	NE
Gastrointestinal disorders	Obstruction gastric	Rest of World	57	11.5	0	0.0	59	11.8	1	1.7		*	Quasi-complete separation of data points detected.				*	WARNING: The relative Hessian convergence criterion of 10.540168601 is greater than the limit of 0.0001. The convergence is questionable.			0.00		Algorithm converged.	0.00	NE	0.9999		>999.99		Algorithm converged.	0.00	NE
Gastrointestinal disorders	Pancreatic disorder	Western Europe/United States/Canada/Australia	298	60.2	0	0.0	300	60.2	0	0.0	NE			NE	NE	NE		NE	NE	NE	NE		NE	NE	NE	NE	NE	NE		NE	NE	NE
Gastrointestinal disorders	Pancreatic disorder	Asia	140	28.3	0	0.0	139	27.9	0	0.0	NE			NE	NE	NE		NE	NE	NE	NE		NE	NE	NE	NE		NE		NE	NE	NE
Gastrointestinal disorders	Pancreatic disorder	Rest of World	57	11.5	0	0.0	59	11.8	1	1.7		*	Quasi-complete separation of data points detected.				*	WARNING: The relative Hessian convergence criterion of 10.540168611 is greater than the limit of 0.0001. The convergence is questionable.			0.00		Algorithm converged.	0.00	NE	0.9999		>999.99		Algorithm converged.	0.00	NE
Gastrointestinal disorders	Pancreatitis	Western Europe/United States/Canada/Australia	298	60.2	0	0.0	300	60.2	0	0.0	NE			NE	NE	NE		NE	NE	NE	NE		NE	NE	NE	NE	NE	NE		NE	NE	NE
Gastrointestinal disorders	Pancreatitis	Asia	140	28.3	1	0.7	139	27.9	1	0.7	0.99		Convergence criterion (GCONV=1E-8) satisfied.	0.06	16.03	0.000		Algorithm converged.	-0.020	0.020	0.99		Algorithm converged.	0.06	15.72	0.9959		1.01		Algorithm converged.	0.06	15.94
Gastrointestinal disorders	Pancreatitis	Rest of World	57	11.5	0	0.0	59	11.8	0	0.0	NE			NE	NE	NE		NE	NE	NE	NE		NE	NE	NE	NE		NE		NE	NE	NE
Gastrointestinal disorders	Small intestinal obstruction	Western Europe/United States/Canada/Australia	298	60.2	0	0.0	300	60.2	5	1.7		*	Quasi-complete separation of data points detected.				*	ERROR: The mean parameter is either invalid or at a limit of its range for some observations.			0.00		Algorithm converged.	0.00	NE	0.9999	NE	>999.99		Algorithm converged.	0.00	NE
Gastrointestinal disorders	Small intestinal obstruction	Asia	140	28.3	0	0.0	139	27.9	0	0.0	NE			NE	NE	NE		NE	NE	NE	NE		NE	NE	NE	NE		NE		NE	NE	NE
Gastrointestinal disorders	Small intestinal obstruction	Rest of World	57	11.5	0	0.0	59	11.8	0	0.0	NE			NE	NE	NE		NE	NE	NE	NE		NE	NE	NE	NE		NE		NE	NE	NE
Gastrointestinal disorders	Small intestinal perforation	Western Europe/United States/Canada/Australia	298	60.2	0	0.0	300	60.2	1	0.3		*	Quasi-complete separation of data points detected.				*	ERROR: The mean parameter is either invalid or at a limit of its range for some observations.			0.00		Algorithm converged.	0.00	NE	0.9999	NE	>999.99		Algorithm converged.	0.00	NE
Gastrointestinal disorders	Small intestinal perforation	Asia	140	28.3	0	0.0	139	27.9	0	0.0	NE			NE	NE	NE		NE	NE	NE	NE		NE	NE	NE	NE		NE		NE	NE	NE
Gastrointestinal disorders	Small intestinal perforation	Rest of World	57	11.5	0	0.0	59	11.8	0	0.0	NE			NE	NE	NE		NE	NE	NE	NE		NE	NE	NE	NE		NE		NE	NE	NE
Gastrointestinal disorders	Stomatitis	Western Europe/United States/Canada/Australia	298	60.2	2	0.7	300	60.2	1	0.3	2.02		Convergence criterion (GCONV=1E-8) satisfied.	0.18	22.40	0.003		Algorithm converged.	-0.008	0.015	2.01		Algorithm converged.	0.18	22.09	0.5669	0.7139	0.50		Algorithm converged.	0.05	5.45
Gastrointestinal disorders	Stomatitis	Asia	140	28.3	1	0.7	139	27.9	0	0.0		*	Quasi-complete separation of data points detected.				*	WARNING: Negative of Hessian not positive definite.			NE		Algorithm converged.	NE	NE	NE		NE		Algorithm converged.	NE	NE
Gastrointestinal disorders	Stomatitis	Rest of World	57	11.5	0	0.0	59	11.8	0	0.0	NE			NE	NE	NE		NE	NE	NE	NE		NE	NE	NE	NE		NE		NE	NE	NE
Gastrointestinal disorders	Subileus	Western Europe/United States/Canada/Australia	298	60.2	0	0.0	300	60.2	0	0.0	NE			NE	NE	NE		NE	NE	NE	NE		NE	NE	NE	NE	NE	NE		NE	NE	NE
Gastrointestinal disorders	Subileus	Asia	140	28.3	1	0.7	139	27.9	1	0.7	0.99		Convergence criterion (GCONV=1E-8) satisfied.	0.06	16.03	0.000		Algorithm converged.	-0.020	0.020	0.99		Algorithm converged.	0.06	15.72	0.9959		1.01		Algorithm converged.	0.06	15.94
Gastrointestinal disorders	Subileus	Rest of World	57	11.5	0	0.0	59	11.8	0	0.0	NE			NE	NE	NE		NE	NE	NE	NE		NE	NE	NE	NE		NE		NE	NE	NE
Gastrointestinal disorders	Tooth loss	Western Europe/United States/Canada/Australia	298	60.2	1	0.3	300	60.2	0	0.0		*	Quasi-complete separation of data points detected.				*	WARNING: Negative of Hessian not positive definite.			NE		Algorithm converged.	NE	NE	NE	NE	NE		Algorithm converged.	NE	NE
Gastrointestinal disorders	Tooth loss	Asia	140	28.3	0	0.0	139	27.9	0	0.0	NE			NE	NE	NE		NE	NE	NE	NE		NE	NE	NE	NE		NE		NE	NE	NE
Gastrointestinal disorders	Tooth loss	Rest of World	57	11.5	0	0.0	59	11.8	1	1.7		*	Quasi-complete separation of data points detected.				*	WARNING: The relative Hessian convergence criterion of 10.540168601 is greater than the limit of 0.0001. The convergence is questionable.			0.00		Algorithm converged.	0.00	NE	0.9999		>999.99		Algorithm converged.	0.00	NE
Gastrointestinal disorders	Upper gastrointestinal haemorrhage	Western Europe/United States/Canada/Australia	298	60.2	1	0.3	300	60.2	0	0.0		*	Quasi-complete separation of data points detected.				*	WARNING: The relative Hessian convergence criterion of 44.806790292 is greater than the limit of 0.0001. The convergence is questionable.			NE		Algorithm converged.	NE	NE	NE	NE	NE		Algorithm converged.	NE	NE
Gastrointestinal disorders	Upper gastrointestinal haemorrhage	Asia	140	28.3	0	0.0	139	27.9	0	0.0	NE			NE	NE	NE		NE	NE	NE	NE		NE	NE	NE	NE		NE		NE	NE	NE
Gastrointestinal disorders	Upper gastrointestinal haemorrhage	Rest of World	57	11.5	0	0.0	59	11.8	0	0.0	NE			NE	NE	NE		NE	NE	NE	NE		NE	NE	NE	NE		NE		NE	NE	NE
Gastrointestinal disorders	Vomiting	Western Europe/United States/Canada/Australia	298	60.2	4	1.3	300	60.2	3	1.0	1.35		Convergence criterion (GCONV=1E-8) satisfied.	0.30	6.07	0.003		Algorithm converged.	-0.014	0.021	1.34		Algorithm converged.	0.30	5.95	0.6983	0.5912	0.75		Algorithm converged.	0.17	3.30
Gastrointestinal disorders	Vomiting	Asia	140	28.3	0	0.0	139	27.9	0	0.0	NE			NE	NE	NE		NE	NE	NE	NE		NE	NE	NE	NE		NE		NE	NE	NE
Gastrointestinal disorders	Vomiting	Rest of World	57	11.5	1	1.8	59	11.8	0	0.0		*	Quasi-complete separation of data points detected.				*	ERROR: Error in computing the link function, its derivatives, or the variance function.			NE		Algorithm converged.	NE	NE	NE		NE		Algorithm converged.	NE	NE
General disorders and administration site conditions		Western Europe/United States/Canada/Australia	298	60.2	20	6.7	300	60.2	20	6.7	1.01		Convergence criterion (GCONV=1E-8) satisfied.	0.53	1.91	0.000		Algorithm converged.	-0.040	0.040	1.01		Algorithm converged.	0.55	1.83	0.9825	0.4058	0.99		Algorithm converged.	0.55	1.81
General disorders and administration site conditions		Asia	140	28.3	6	4.3	139	27.9	2	1.4	3.07		Convergence criterion (GCONV=1E-8) satisfied.	0.61	15.46	0.028		Algorithm converged.	-0.010	0.067	2.98		Algorithm converged.	0.61	14.50	0.1766		0.34		Algorithm converged.	0.07	1.63
General disorders and administration site conditions		Rest of World	57	11.5	4	7.0	59	11.8	4	6.8	1.04		Convergence criterion (GCONV=1E-8) satisfied.	0.25	4.36	0.002		Algorithm converged.	-0.090	0.095	1.04		Algorithm converged.	0.27	3.94	0.9597		0.97		Algorithm converged.	0.25	3.68
General disorders and administration site conditions	Asthenia	Western Europe/United States/Canada/Australia	298	60.2	4	1.3	300	60.2	2	0.7	2.03		Convergence criterion (GCONV=1E-8) satisfied.	0.37	11.15	0.007		Algorithm converged.	-0.009	0.023	2.01		Algorithm converged.	0.37	10.91	0.4169	0.3859	0.50		Algorithm converged.	0.09	2.69
General disorders and administration site conditions	Asthenia	Asia	140	28.3	2	1.4	139	27.9	0	0.0		*	Quasi-complete separation of data points detected.				*	ERROR: The mean parameter is either invalid or at a limit of its range for some observations.			NE		Algorithm converged.	NE	NE	NE		NE		Algorithm converged.	NE	NE
General disorders and administration site conditions	Asthenia	Rest of World	57	11.5	1	1.8	59	11.8	0	0.0		*	Quasi-complete separation of data points detected.				*	ERROR: Error in computing the link function, its derivatives, or the variance function.			NE		Algorithm converged.	NE	NE	NE		NE		Algorithm converged.	NE	NE
General disorders and administration site conditions	Cardiac death	Western Europe/United States/Canada/Australia	298	60.2	1	0.3	300	60.2	0	0.0		*	Quasi-complete separation of data points detected.				*	WARNING: The relative Hessian convergence criterion of 44.806790292 is greater than the limit of 0.0001. The convergence is questionable.			NE		Algorithm converged.	NE	NE	NE	NE	NE		Algorithm converged.	NE	NE
General disorders and administration site conditions	Cardiac death	Asia	140	28.3	0	0.0	139	27.9	0	0.0	NE			NE	NE	NE		NE	NE	NE	NE		NE	NE	NE	NE		NE		NE	NE	NE
General disorders and administration site conditions	Cardiac death	Rest of World	57	11.5	0	0.0	59	11.8	0	0.0	NE			NE	NE	NE		NE	NE	NE	NE		NE	NE	NE	NE		NE		NE	NE	NE
General disorders and administration site conditions	Catheter site haemorrhage	Western Europe/United States/Canada/Australia	298	60.2	0	0.0	300	60.2	0	0.0	NE			NE	NE	NE		NE	NE	NE	NE		NE	NE	NE	NE	NE	NE		NE	NE	NE
General disorders and administration site conditions	Catheter site haemorrhage	Asia	140	28.3	0	0.0	139	27.9	0	0.0	NE			NE	NE	NE		NE	NE	NE	NE		NE	NE	NE	NE		NE		NE	NE	NE
General disorders and administration site conditions	Catheter site haemorrhage	Rest of World	57	11.5	0	0.0	59	11.8	1	1.7		*	Quasi-complete separation of data points detected.				*	WARNING: The relative Hessian convergence criterion of 10.540168601 is greater than the limit of 0.0001. The convergence is questionable.			0.00		Algorithm converged.	0.00	NE	0.9999		>999.99		Algorithm converged.	0.00	NE
General disorders and administration site conditions	Chest discomfort	Western Europe/United States/Canada/Australia	298	60.2	0	0.0	300	60.2	1	0.3		*	Quasi-complete separation of data points detected.				*	ERROR: The mean parameter is either invalid or at a limit of its range for some observations.			0.00		Algorithm converged.	0.00	NE	0.9999	NE	>999.99		Algorithm converged.	0.00	NE
General disorders and administration site conditions	Chest discomfort	Asia	140	28.3	0	0.0	139	27.9	0	0.0	NE			NE	NE	NE		NE	NE	NE	NE		NE	NE	NE	NE		NE		NE	NE	NE
General disorders and administration site conditions	Chest discomfort	Rest of World	57	11.5	0	0.0	59	11.8	0	0.0	NE			NE	NE	NE		NE	NE	NE	NE		NE	NE	NE	NE		NE		NE	NE	NE
General disorders and administration site conditions	Chest pain	Western Europe/United States/Canada/Australia	298	60.2	1	0.3	300	60.2	1	0.3	1.01		Convergence criterion (GCONV=1E-8) satisfied.	0.06	16.17	0.000		Algorithm converged.	-0.009	0.009	1.01		Algorithm converged.	0.06	16.02	0.9962	1.0000	0.99		Algorithm converged.	0.06	15.81
General disorders and administration site conditions	Chest pain	Asia	140	28.3	0	0.0	139	27.9	0	0.0	NE			NE	NE	NE		NE	NE	NE	NE		NE	NE	NE	NE		NE		NE	NE	NE
General disorders and administration site conditions	Chest pain	Rest of World	57	11.5	0	0.0	59	11.8	0	0.0	NE			NE	NE	NE		NE	NE	NE	NE		NE	NE	NE	NE		NE		NE	NE	NE
General disorders and administration site conditions	Chills	Western Europe/United States/Canada/Australia	298	60.2	1	0.3	300	60.2	1	0.3	1.01		Convergence criterion (GCONV=1E-8) satisfied.	0.06	16.17	0.000		Algorithm converged.	-0.009	0.009	1.01		Algorithm converged.	0.06	16.02	0.9962	0.5967	0.99		Algorithm converged.	0.06	15.81
General disorders and administration site conditions	Chills	Asia	140	28.3	0	0.0	139	27.9	0	0.0	NE			NE	NE	NE		NE	NE	NE	NE		NE	NE	NE	NE		NE		NE	NE	NE
General disorders and administration site conditions	Chills	Rest of World	57	11.5	0	0.0	59	11.8	1	1.7		*	Quasi-complete separation of data points detected.				*	WARNING: The relative Hessian convergence criterion of 10.540168601 is greater than the limit of 0.0001. The convergence is questionable.			0.00		Algorithm converged.	0.00	NE	0.9999		>999.99		Algorithm converged.	0.00	NE

General disorders and administration site conditions	Death	Western Europe/United States/Canada/Australia	298	60.2	1	0.3	300	60.2	0	0.0		*	Quasi-complete separation of data points detected.				*	WARNING: Negative of Hessian not positive definite.			NE		Algorithm converged.	NE	NE	NE	NE	NE		Algorithm converged.	NE	NE
General disorders and administration site conditions	Death	Asia	140	28.3	1	0.7	139	27.9	1	0.7	0.99		Convergence criterion (GCONV=1E-8) satisfied.	0.06	16.03	0.000		Algorithm converged.	-0.020	0.020	0.99		Algorithm converged.	0.06	15.72	0.9959		1.01		Algorithm converged.	0.06	15.94
General disorders and administration site conditions	Death	Rest of World	57	11.5	2	3.5	59	11.8	0	0.0		*	Quasi-complete separation of data points detected.				*	WARNING: The relative Hessian convergence criterion of 6.6720380513 is greater than the limit of 0.0001. The convergence is questionable.			NE		Algorithm converged.	NE	NE	NE		NE		Algorithm converged.	NE	NE
General disorders and administration site conditions	Device related thrombosis	Western Europe/United States/Canada/Australia	298	60.2	0	0.0	300	60.2	1	0.3		*	Quasi-complete separation of data points detected.				*	ERROR: The mean parameter is either invalid or at a limit of its range for some observations.			0.00		Algorithm converged.	0.00	NE	0.9999	NE	>999.99		Algorithm converged.	0.00	NE
General disorders and administration site conditions	Device related thrombosis	Asia	140	28.3	0	0.0	139	27.9	0	0.0	NE			NE	NE	NE		NE	NE	NE	NE		NE	NE	NE	NE		NE		NE	NE	NE
General disorders and administration site conditions	Device related thrombosis	Rest of World	57	11.5	0	0.0	59	11.8	0	0.0	NE			NE	NE	NE		NE	NE	NE	NE		NE	NE	NE	NE		NE		NE	NE	NE
General disorders and administration site conditions	Fatigue	Western Europe/United States/Canada/Australia	298	60.2	4	1.3	300	60.2	10	3.3	0.39		Convergence criterion (GCONV=1E-8) satisfied.	0.12	1.27	-0.020		Algorithm converged.	-0.044	0.004	0.40		Algorithm converged.	0.13	1.27	0.1206	0.2125	2.48		Algorithm converged.	0.79	7.83
General disorders and administration site conditions	Fatigue	Asia	140	28.3	1	0.7	139	27.9	0	0.0		*	Quasi-complete separation of data points detected.				*	ERROR: Error in computing the link function, its derivatives, or the variance function.			NE		Algorithm converged.	NE	NE	NE		NE		Algorithm converged.	NE	NE
General disorders and administration site conditions	Fatigue	Rest of World	57	11.5	0	0.0	59	11.8	1	1.7		*	Quasi-complete separation of data points detected.				*	WARNING: The relative Hessian convergence criterion of 10.540168601 is greater than the limit of 0.0001. The convergence is questionable.			0.00		Algorithm converged.	0.00	NE	0.9999		>999.99		Algorithm converged.	0.00	NE
General disorders and administration site conditions	General physical health deterioration	Western Europe/United States/Canada/Australia	298	60.2	0	0.0	300	60.2	1	0.3		*	Quasi-complete separation of data points detected.				*	ERROR: The mean parameter is either invalid or at a limit of its range for some observations.			0.00		Algorithm converged.	0.00	NE	0.9999	NE	>999.99		Algorithm converged.	0.00	NE
General disorders and administration site conditions	General physical health deterioration	Asia	140	28.3	0	0.0	139	27.9	0	0.0	NE			NE	NE	NE		NE	NE	NE	NE		NE	NE	NE	NE		NE		NE	NE	NE
General disorders and administration site conditions	General physical health deterioration	Rest of World	57	11.5	0	0.0	59	11.8	0	0.0	NE			NE	NE	NE		NE	NE	NE	NE		NE	NE	NE	NE		NE		NE	NE	NE
General disorders and administration site conditions	Ill-defined disorder	Western Europe/United States/Canada/Australia	298	60.2	0	0.0	300	60.2	1	0.3		*	Quasi-complete separation of data points detected.				*	ERROR: The mean parameter is either invalid or at a limit of its range for some observations.			0.00		Algorithm converged.	0.00	NE	0.9999	NE	>999.99		Algorithm converged.	0.00	NE
General disorders and administration site conditions	Ill-defined disorder	Asia	140	28.3	0	0.0	139	27.9	0	0.0	NE			NE	NE	NE		NE	NE	NE	NE		NE	NE	NE	NE		NE		NE	NE	NE
General disorders and administration site conditions	Ill-defined disorder	Rest of World	57	11.5	0	0.0	59	11.8	0	0.0	NE			NE	NE	NE		NE	NE	NE	NE		NE	NE	NE	NE		NE		NE	NE	NE
General disorders and administration site conditions	Infusion site extravasation	Western Europe/United States/Canada/Australia	298	60.2	0	0.0	300	60.2	0	0.0	NE			NE	NE	NE		NE	NE	NE	NE		NE	NE	NE	NE	NE	NE		NE	NE	NE
General disorders and administration site conditions	Infusion site extravasation	Asia	140	28.3	1	0.7	139	27.9	0	0.0		*	Quasi-complete separation of data points detected.				*	WARNING: Negative of Hessian not positive definite.			NE		Algorithm converged.	NE	NE	NE		NE		Algorithm converged.	NE	NE
General disorders and administration site conditions	Infusion site extravasation	Rest of World	57	11.5	0	0.0	59	11.8	0	0.0	NE			NE	NE	NE		NE	NE	NE	NE		NE	NE	NE	NE		NE		NE	NE	NE
General disorders and administration site conditions	Injection site extravasation	Western Europe/United States/Canada/Australia	298	60.2	0	0.0	300	60.2	1	0.3		*	Quasi-complete separation of data points detected.				*	ERROR: The mean parameter is either invalid or at a limit of its range for some observations.			0.00		Algorithm converged.	0.00	NE	0.9999	NE	>999.99		Algorithm converged.	0.00	NE
General disorders and administration site conditions	Injection site extravasation	Asia	140	28.3	0	0.0	139	27.9	0	0.0	NE			NE	NE	NE		NE	NE	NE	NE		NE	NE	NE	NE		NE		NE	NE	NE
General disorders and administration site conditions	Injection site extravasation	Rest of World	57	11.5	0	0.0	59	11.8	0	0.0	NE			NE	NE	NE		NE	NE	NE	NE		NE	NE	NE	NE		NE		NE	NE	NE
General disorders and administration site conditions	Malaise	Western Europe/United States/Canada/Australia	298	60.2	0	0.0	300	60.2	1	0.3		*	Quasi-complete separation of data points detected.				*	ERROR: The mean parameter is either invalid or at a limit of its range for some observations.			0.00		Algorithm converged.	0.00	NE	0.9999	NE	>999.99		Algorithm converged.	0.00	NE
General disorders and administration site conditions	Malaise	Asia	140	28.3	0	0.0	139	27.9	0	0.0	NE			NE	NE	NE		NE	NE	NE	NE		NE	NE	NE	NE		NE		NE	NE	NE
General disorders and administration site conditions	Malaise	Rest of World	57	11.5	0	0.0	59	11.8	0	0.0	NE			NE	NE	NE		NE	NE	NE	NE		NE	NE	NE	NE		NE		NE	NE	NE
General disorders and administration site conditions	Mucosal inflammation	Western Europe/United States/Canada/Australia	298	60.2	2	0.7	300	60.2	1	0.3	2.02		Convergence criterion (GCONV=1E-8) satisfied.	0.18	22.40	0.003		Algorithm converged.	-0.008	0.015	2.01		Algorithm converged.	0.18	22.09	0.5669	NE	0.50		Algorithm converged.	0.05	5.45
General disorders and administration site conditions	Mucosal inflammation	Asia	140	28.3	0	0.0	139	27.9	0	0.0	NE			NE	NE	NE		NE	NE	NE	NE		NE	NE	NE	NE		NE		NE	NE	NE
General disorders and administration site conditions	Mucosal inflammation	Rest of World	57	11.5	0	0.0	59	11.8	0	0.0	NE			NE	NE	NE		NE	NE	NE	NE		NE	NE	NE	NE		NE		NE	NE	NE
General disorders and administration site conditions	Multiple organ dysfunction syndrome	Western Europe/United States/Canada/Australia	298	60.2	0	0.0	300	60.2	0	0.0	NE			NE	NE	NE		NE	NE	NE	NE		NE	NE	NE	NE	NE	NE		NE	NE	NE
General disorders and administration site conditions	Multiple organ dysfunction syndrome	Asia	140	28.3	0	0.0	139	27.9	0	0.0	NE			NE	NE	NE		NE	NE	NE	NE		NE	NE	NE	NE		NE		NE	NE	NE
General disorders and administration site conditions	Multiple organ dysfunction syndrome	Rest of World	57	11.5	0	0.0	59	11.8	1	1.7		*	Quasi-complete separation of data points detected.				*	WARNING: The relative Hessian convergence criterion of 10.540168601 is greater than the limit of 0.0001. The convergence is questionable.			0.00		Algorithm converged.	0.00	NE	0.9999		>999.99		Algorithm converged.	0.00	NE
General disorders and administration site conditions	Oedema	Western Europe/United States/Canada/Australia	298	60.2	0	0.0	300	60.2	0	0.0	NE			NE	NE	NE		NE	NE	NE	NE		NE	NE	NE	NE	NE	NE		NE	NE	NE
General disorders and administration site conditions	Oedema	Asia	140	28.3	1	0.7	139	27.9	0	0.0		*	Quasi-complete separation of data points detected.				*	WARNING: Negative of Hessian not positive definite.			NE		Algorithm converged.	NE	NE	NE		NE		Algorithm converged.	NE	NE
General disorders and administration site conditions	Oedema	Rest of World	57	11.5	0	0.0	59	11.8	0	0.0	NE			NE	NE	NE		NE	NE	NE	NE		NE	NE	NE	NE		NE		NE	NE	NE
General disorders and administration site conditions	Oedema peripheral	Western Europe/United States/Canada/Australia	298	60.2	0	0.0	300	60.2	0	0.0	NE			NE	NE	NE		NE	NE	NE	NE		NE	NE	NE	NE	NE	NE		NE	NE	NE
General disorders and administration site conditions	Oedema peripheral	Asia	140	28.3	0	0.0	139	27.9	0	0.0	NE			NE	NE	NE		NE	NE	NE	NE		NE	NE	NE	NE		NE		NE	NE	NE
General disorders and administration site conditions	Oedema peripheral	Rest of World	57	11.5	1	1.8	59	11.8	1	1.7	1.04		Convergence criterion (GCONV=1E-8) satisfied.	0.06	16.96	0.001		Algorithm converged.	-0.047	0.048	1.04		Algorithm converged.	0.07	16.16	0.9804		0.97		Algorithm converged.	0.06	15.08
General disorders and administration site conditions	Pain	Western Europe/United States/Canada/Australia	298	60.2	1	0.3	300	60.2	0	0.0		*	Quasi-complete separation of data points detected.				*	WARNING: Negative of Hessian not positive definite.			NE		Algorithm converged.	NE	NE	NE	1.0000	NE		Algorithm converged.	NE	NE
General disorders and administration site conditions	Pain	Asia	140	28.3	1	0.7	139	27.9	0	0.0		*	Quasi-complete separation of data points detected.				*	WARNING: Negative of Hessian not positive definite.			NE		Algorithm converged.	NE	NE	NE		NE		Algorithm converged.	NE	NE
General disorders and administration site conditions	Pain	Rest of World	57	11.5	1	1.8	59	11.8	0	0.0		*	Quasi-complete separation of data points detected.				*	WARNING: The relative Hessian convergence criterion of 10.998844964 is greater than the limit of 0.0001. The convergence is questionable.			NE		Algorithm converged.	NE	NE	NE		NE		Algorithm converged.	NE	NE
General disorders and administration site conditions	Pyrexia	Western Europe/United States/Canada/Australia	298	60.2	5	1.7	300	60.2	0	0.0		*	Quasi-complete separation of data points detected.				*	WARNING: Negative of Hessian not positive definite.			NE		Algorithm converged.	NE	NE	NE	NE	NE		Algorithm converged.	NE	NE
General disorders and administration site conditions	Pyrexia	Asia	140	28.3	0	0.0	139	27.9	1	0.7		*	Quasi-complete separation of data points detected.				*	WARNING: The relative Hessian convergence criterion of 19.480043432 is greater than the limit of 0.0001. The convergence is questionable.			0.00		Algorithm converged.	0.00	NE	0.9999		>999.99		Algorithm converged.	0.00	NE
General disorders and administration site conditions	Pyrexia	Rest of World	57	11.5	0	0.0	59	11.8	0	0.0	NE			NE	NE	NE		NE	NE	NE	NE		NE	NE	NE	NE		NE		NE	NE	NE
General disorders and administration site conditions	Ulcer	Western Europe/United States/Canada/Australia	298	60.2	1	0.3	300	60.2	0	0.0		*	Quasi-complete separation of data points detected.				*	WARNING: The relative Hessian convergence criterion of 44.806790292 is greater than the limit of 0.0001. The convergence is questionable.			NE		Algorithm converged.	NE	NE	NE	NE	NE		Algorithm converged.	NE	NE
General disorders and administration site conditions	Ulcer	Asia	140	28.3	0	0.0	139	27.9	0	0.0	NE			NE	NE	NE		NE	NE	NE	NE		NE	NE	NE	NE		NE		NE	NE	NE
General disorders and administration site conditions	Ulcer	Rest of World	57	11.5	0	0.0	59	11.8	0	0.0	NE			NE	NE	NE		NE	NE	NE	NE		NE	NE	NE	NE		NE		NE	NE	NE
General disorders and administration site conditions	Vascular stent thrombosis	Western Europe/United States/Canada/Australia	298	60.2	0	0.0	300	60.2	1	0.3		*	Quasi-complete separation of data points detected.				*	ERROR: The mean parameter is either invalid or at a limit of its range for some observations.			0.00		Algorithm converged.	0.00	NE	0.9999	NE	>999.99		Algorithm converged.	0.00	NE
General disorders and administration site conditions	Vascular stent thrombosis	Asia	140	28.3	0	0.0	139	27.9	0	0.0	NE			NE	NE	NE		NE	NE	NE	NE		NE	NE	NE	NE		NE		NE	NE	NE
General disorders and administration site conditions	Vascular stent thrombosis	Rest of World	57	11.5	0	0.0	59	11.8	0	0.0	NE			NE	NE	NE		NE	NE	NE	NE		NE	NE	NE	NE		NE		NE	NE	NE
Hepatobiliary disorders		Western Europe/United States/Canada/Australia	298	60.2	2	0.7	300	60.2	2	0.7	1.01		Convergence criterion (GCONV=1E-8) satisfied.	0.14	7.19	0.000		Algorithm converged.	-0.013	0.013	1.01		Algorithm converged.	0.14	7.10	0.9946	0.1291	0.99		Algorithm converged.	0.14	7.01
Hepatobiliary disorders		Asia	140	28.3	0	0.0	139	27.9	2	1.4		*	Quasi-complete separation of data points detected.				*	WARNING: The relative Hessian convergence criterion of 12.308584961 is greater than the limit of 0.0001. The convergence is questionable.			0.00		Algorithm converged.	0.00	NE	0.9999		>999.99		Algorithm converged.	0.00	NE
Hepatobiliary disorders		Rest of World	57	11.5	1	1.8	59	11.8	0	0.0		*	Quasi-complete separation of data points detected.				*	ERROR: The mean parameter is either invalid or at a limit of its range for some observations.			NE		Algorithm converged.	NE	NE	NE		NE		Algorithm converged.	NE	NE
Hepatobiliary disorders	Bile duct stenosis	Western Europe/United States/Canada/Australia	298	60.2	0	0.0	300	60.2	1	0.3		*	Quasi-complete separation of data points detected.				*	ERROR: The mean parameter is either invalid or at a limit of its range for some observations.			0.00		Algorithm converged.	0.00	NE	0.9999	NE	>999.99		Algorithm converged.	0.00	NE
Hepatobiliary disorders	Bile duct stenosis	Asia	140	28.3	0	0.0	139	27.9	0	0.0	NE			NE	NE	NE		NE	NE	NE	NE		NE	NE	NE	NE		NE		NE	NE	NE
Hepatobiliary disorders	Bile duct stenosis	Rest of World	57	11.5	0	0.0	59	11.8	0	0.0	NE			NE	NE	NE		NE	NE	NE	NE		NE	NE	NE	NE		NE		NE	NE	NE
Hepatobiliary disorders	Biliary obstruction	Western Europe/United States/Canada/Australia	298	60.2	0	0.0	300	60.2	0	0.0	NE			NE	NE	NE		NE	NE	NE	NE		NE	NE	NE	NE	NE	NE		NE	NE	NE
Hepatobiliary disorders	Biliary obstruction	Asia	140	28.3	0	0.0	139	27.9	0	0.0	NE			NE	NE	NE		NE	NE	NE	NE		NE	NE	NE	NE		NE		NE	NE	NE
Hepatobiliary disorders	Biliary obstruction	Rest of World	57	11.5	1	1.8	59	11.8	0	0.0		*	Quasi-complete separation of data points detected.				*	ERROR: The mean parameter is either invalid or at a limit of its range for some observations.			NE		Algorithm converged.	NE	NE	NE		NE		Algorithm converged.	NE	NE
Hepatobiliary disorders	Cholangitis	Western Europe/United States/Canada/Australia	298	60.2	0	0.0	300	60.2	0	0.0	NE			NE	NE	NE		NE	NE	NE	NE		NE	NE	NE	NE	NE	NE		NE	NE	NE
Hepatobiliary disorders	Cholangitis	Asia	140	28.3	0	0.0	139	27.9	1	0.7		*	Quasi-complete separation of data points detected.				*	WARNING: The relative Hessian convergence criterion of 19.480043432 is greater than the limit of 0.0001. The convergence is questionable.			0.00		Algorithm converged.	0.00	NE	0.9999		>999.99		Algorithm converged.	0.00	NE
Hepatobiliary disorders	Cholangitis	Rest of World	57	11.5	0	0.0	59	11.8	0	0.0	NE			NE	NE	NE		NE	NE	NE	NE		NE	NE	NE	NE		NE		NE	NE	NE
Hepatobiliary disorders	Cholecystitis acute	Western Europe/United States/Canada/Australia	298	60.2	1	0.3	300	60.2	0	0.0		*	Quasi-complete separation of data points detected.				*	WARNING: Negative of Hessian not positive definite.			NE		Algorithm converged.	NE	NE	NE	NE	NE		Algorithm converged.	NE	NE
Hepatobiliary disorders	Cholecystitis acute	Asia	140	28.3	0	0.0	139	27.9	0	0.0	NE			NE	NE	NE		NE	NE	NE	NE		NE	NE	NE	NE		NE		NE	NE	NE
Hepatobiliary disorders	Cholecystitis acute	Rest of World	57	11.5	0	0.0	59	11.8	0	0.0	NE			NE	NE	NE		NE	NE	NE	NE		NE	NE	NE	NE		NE		NE	NE	NE
Hepatobiliary disorders	Cholestasis	Western Europe/United States/Canada/Australia	298	60.2	1	0.3	300	60.2	0	0.0		*	Quasi-complete separation of data points detected.				*	WARNING: The relative Hessian convergence criterion of 44.806790292 is greater than the limit of 0.0001. The convergence is questionable.			NE		Algorithm converged.	NE	NE	NE	NE	NE		Algorithm converged.	NE	NE
Hepatobiliary disorders	Cholestasis	Asia	140	28.3	0	0.0	139	27.9	0	0.0	NE			NE	NE	NE		NE	NE	NE	NE		NE	NE	NE	NE		NE		NE	NE	NE
Hepatobiliary disorders	Cholestasis	Rest of World	57	11.5	0	0.0	59	11.8	0	0.0	NE			NE	NE	NE		NE	NE	NE	NE		NE	NE	NE	NE		NE		NE	NE	NE
Hepatobiliary disorders	Hepatic function abnormal	Western Europe/United States/Canada/Australia	298	60.2	0	0.0	300	60.2	0	0.0	NE			NE	NE	NE		NE	NE	NE	NE		NE	NE	NE	NE	NE	NE		NE	NE	NE
Hepatobiliary disorders	Hepatic function abnormal	Asia	140	28.3	0	0.0	139	27.9	1	0.7		*	Quasi-complete separation of data points detected.				*	WARNING: The relative Hessian convergence criterion of 19.480043432 is greater than the limit of 0.0001. The convergence is questionable.			0.00		Algorithm converged.	0.00	NE	0.9999		>999.99		Algorithm converged.	0.00	NE
Hepatobiliary disorders	Hepatic function abnormal	Rest of World	57	11.5	0	0.0	59	11.8	0	0.0	NE			NE	NE	NE		NE	NE	NE	NE		NE	NE	NE	NE		NE		NE	NE	NE
Hepatobiliary disorders	Hypertransaminasaemia	Western Europe/United States/Canada/Australia	298	60.2	0	0.0	300	60.2	1	0.3		*	Quasi-complete separation of data points detected.				*	ERROR: The mean parameter is either invalid or at a limit of its range for some observations.			0.00		Algorithm converged.	0.00	NE	0.9999	NE	>999.99		Algorithm converged.	0.00	NE
Hepatobiliary disorders	Hypertransaminasaemia	Asia	140	28.3	0	0.0	139	27.9	0	0.0	NE			NE	NE	NE		NE	NE	NE	NE		NE	NE	NE	NE		NE		NE	NE	NE
Hepatobiliary disorders	Hypertransaminasaemia	Rest of World	57	11.5	0	0.0	59	11.8	0	0.0	NE			NE	NE	NE		NE	NE	NE	NE		NE	NE	NE	NE		NE		NE	NE	NE
Immune system disorders		Western Europe/United States/Canada/Australia	298	60.2	1	0.3	300	60.2	1	0.3	1.01		Convergence criterion (GCONV=1E-8) satisfied.	0.06	16.17	0.000		Algorithm converged.	-0.009	0.009	1.01		Algorithm converged.	0.06	16.02	0.9962	1.0000	0.99		Algorithm converged.	0.06	15.81
Immune system disorders		Asia	140	28.3	0	0.0	139	27.9	0	0.0	NE			NE	NE	NE		NE	NE	NE	NE		NE	NE	NE	NE		NE		NE	NE	NE
Immune system disorders		Rest of World	57	11.5	0	0.0	59	11.8	0	0.0	NE			NE	NE	NE		NE	NE	NE	NE		NE	NE	NE	NE		NE		NE	NE	NE
Immune system disorders	Haemophagocytic lymphohistiocytosis	Western Europe/United States/Canada/Australia	298	60.2	0	0.0	300	60.2	1	0.3		*	Quasi-complete separation of data points detected.				*	ERROR: The mean parameter is either invalid or at a limit of its range for some observations.			0.00		Algorithm converged.	0.00	NE	0.9999	NE	>999.99		Algorithm converged.	0.00	NE
Immune system disorders	Haemophagocytic lymphohistiocytosis	Asia	140	28.3	0	0.0	139	27.9	0	0.0	NE			NE	NE	NE		NE	NE	NE	NE		NE	NE	NE	NE		NE		NE	NE	NE
Immune system disorders	Haemophagocytic lymphohistiocytosis	Rest of World	57	11.5	0	0.0	59	11.8	0	0.0	NE			NE	NE	NE		NE	NE	NE	NE		NE	NE	NE	NE		NE		NE	NE	NE
Immune system disorders	Hypogammaglobulinaemia	Western Europe/United States/Canada/Australia	298	60.2	1	0.3	300	60.2	0	0.0		*	Quasi-complete separation of data points detected.				*	WARNING: Negative of Hessian not positive definite.			NE		Algorithm converged.	NE	NE	NE	NE	NE		Algorithm converged.	NE	NE
Immune system disorders	Hypogammaglobulinaemia	Asia	140	28.3	0	0.0	139	27.9	0	0.0	NE			NE	NE	NE		NE	NE	NE	NE		NE	NE	NE	NE		NE		NE	NE	NE
Immune system disorders	Hypogammaglobulinaemia	Rest of World	57	11.5	0	0.0	59	11.8	0	0.0	NE			NE	NE	NE		NE	NE	NE	NE		NE	NE	NE	NE		NE		NE	NE	NE
Infections and infestations		Western Europe/United States/Canada/Australia	298	60.2	51	17.1	300	60.2	34	11.3	1.62		Convergence criterion (GCONV=1E-8) satisfied.	1.01	2.58	0.058		Algorithm converged.	0.002	0.114	1.51		Algorithm converged.	1.01	2.26	0.0452	0.0907	0.66		Algorithm converged.	0.44	0.99
Infections and infestations		Asia	140	28.3	15	10.7	139	27.9	22	15.8	0.64		Convergence criterion (GCONV=1E-8) satisfied.	0.32	1.29	-0.051		Algorithm converged.	-0.131	0.028	0.68		Algorithm converged.	0.37	1.25	0.2121		1.48		Algorithm converged.	0.80	2.73
Infections and infestations		Rest of World	57	11.5	10	17.5	59	11.8	10	16.9	1.04		Convergence criterion (GCONV=1E-8) satisfied.	0.40	2.73	0.006		Algorithm converged.	-0.132	0.143	1.04		Algorithm converged.	0.47	2.30	0.9324		0.97		Algorithm converged.	0.44	2.14
Infections and infestations	Abdominal abscess	Western Europe/United States/Canada/Australia	298	60.2	1	0.3	300	60.2	0	0.0		*	Quasi-complete separation of data points detected.				*	WARNING: The relative Hessian convergence criterion of 44.806790292 is greater than the limit of 0.0001. The convergence is questionable.			NE		Algorithm converged.	NE	NE	NE	NE	NE		Algorithm converged.	NE	NE
Infections and infestations	Abdominal abscess	Asia	140	28.3	0	0.0	139	27.9	0	0.0	NE			NE	NE	NE		NE	NE	NE	NE		NE	NE	NE	NE		NE		NE	NE	NE
Infections and infestations	Abdominal abscess	Rest of World	57	11.5	0	0.0	59	11.8	0	0.0	NE			NE	NE	NE		NE	NE	NE	NE		NE	NE	NE	NE		NE		NE	NE	NE
Infections and infestations	Abdominal infection	Western Europe/United States/Canada/Australia	298	60.2	0	0.0	300	60.2	1	0.3		*	Quasi-complete separation of data points detected.				*	ERROR: The mean parameter is either invalid or at a limit of its range for some observations.			0.00		Algorithm converged.	0.00	NE	0.9999	NE	>999.99		Algorithm converged.	0.00	NE
Infections and infestations	Abdominal infection	Asia	140	28.3	0	0.0	139	27.9	1	0.7		*	Quasi-complete separation of data points detected.				*	WARNING: The relative Hessian convergence criterion of 19.480043296 is greater than the limit of 0.0001. The convergence is questionable.			0.00		Algorithm converged.	0.00	NE	0.9999		>999.99		Algorithm converged.	0.00	NE

Infections and infestations	Abdominal infection	Rest of World	57	11.5	0	0.0	59	11.8	0	0.0	NE			NE	NE	NE		NE	NE	NE	NE		NE	NE	NE	NE		NE		NE	NE	NE
Infections and infestations	Abscess	Western Europe/United States/Canada/Australia	298	60.2	0	0.0	300	60.2	1	0.3		*	Quasi-complete separation of data points detected.				*	ERROR: The mean parameter is either invalid or at a limit of its range for some observations.			0.00		Algorithm converged.	0.00	NE	0.9999	NE	>999.99		Algorithm converged.	0.00	NE
Infections and infestations	Abscess	Asia	140	28.3	0	0.0	139	27.9	0	0.0	NE			NE	NE	NE		NE	NE	NE	NE		NE	NE	NE	NE		NE		NE	NE	NE
Infections and infestations	Abscess	Rest of World	57	11.5	0	0.0	59	11.8	0	0.0	NE			NE	NE	NE		NE	NE	NE	NE		NE	NE	NE	NE		NE		NE	NE	NE
Infections and infestations	Actinomycotic abdominal infection	Western Europe/United States/Canada/Australia	298	60.2	0	0.0	300	60.2	1	0.3		*	Quasi-complete separation of data points detected.				*	ERROR: The mean parameter is either invalid or at a limit of its range for some observations.			0.00		Algorithm converged.	0.00	NE	0.9999	NE	>999.99		Algorithm converged.	0.00	NE
Infections and infestations	Actinomycotic abdominal infection	Asia	140	28.3	0	0.0	139	27.9	0	0.0	NE			NE	NE	NE		NE	NE	NE	NE		NE	NE	NE	NE		NE		NE	NE	NE
Infections and infestations	Actinomycotic abdominal infection	Rest of World	57	11.5	0	0.0	59	11.8	0	0.0	NE			NE	NE	NE		NE	NE	NE	NE		NE	NE	NE	NE		NE		NE	NE	NE
Infections and infestations	Appendicitis	Western Europe/United States/Canada/Australia	298	60.2	1	0.3	300	60.2	0	0.0		*	Quasi-complete separation of data points detected.				*	WARNING: Negative of Hessian not positive definite.			NE		Algorithm converged.	NE	NE	NE	NE	NE		Algorithm converged.	NE	NE
Infections and infestations	Appendicitis	Asia	140	28.3	0	0.0	139	27.9	0	0.0	NE			NE	NE	NE		NE	NE	NE	NE		NE	NE	NE	NE		NE		NE	NE	NE
Infections and infestations	Appendicitis	Rest of World	57	11.5	0	0.0	59	11.8	0	0.0	NE			NE	NE	NE		NE	NE	NE	NE		NE	NE	NE	NE		NE		NE	NE	NE
Infections and infestations	Aspergillus infection	Western Europe/United States/Canada/Australia	298	60.2	1	0.3	300	60.2	0	0.0		*	Quasi-complete separation of data points detected.				*	WARNING: Negative of Hessian not positive definite.			NE		Algorithm converged.	NE	NE	NE	NE	NE		Algorithm converged.	NE	NE
Infections and infestations	Aspergillus infection	Asia	140	28.3	0	0.0	139	27.9	0	0.0	NE			NE	NE	NE		NE	NE	NE	NE		NE	NE	NE	NE		NE		NE	NE	NE
Infections and infestations	Aspergillus infection	Rest of World	57	11.5	0	0.0	59	11.8	0	0.0	NE			NE	NE	NE		NE	NE	NE	NE		NE	NE	NE	NE		NE		NE	NE	NE
Infections and infestations	Atypical pneumonia	Western Europe/United States/Canada/Australia	298	60.2	0	0.0	300	60.2	1	0.3		*	Quasi-complete separation of data points detected.				*	ERROR: The mean parameter is either invalid or at a limit of its range for some observations.			0.00		Algorithm converged.	0.00	NE	0.9999	NE	>999.99		Algorithm converged.	0.00	NE
Infections and infestations	Atypical pneumonia	Asia	140	28.3	0	0.0	139	27.9	0	0.0	NE			NE	NE	NE		NE	NE	NE	NE		NE	NE	NE	NE		NE		NE	NE	NE
Infections and infestations	Atypical pneumonia	Rest of World	57	11.5	0	0.0	59	11.8	0	0.0	NE			NE	NE	NE		NE	NE	NE	NE		NE	NE	NE	NE		NE		NE	NE	NE
Infections and infestations	Bacteraemia	Western Europe/United States/Canada/Australia	298	60.2	1	0.3	300	60.2	0	0.0		*	Quasi-complete separation of data points detected.				*	WARNING: Negative of Hessian not positive definite.			NE		Algorithm converged.	NE	NE	NE	0.4271	NE		Algorithm converged.	NE	NE
Infections and infestations	Bacteraemia	Asia	140	28.3	1	0.7	139	27.9	0	0.0		*	Quasi-complete separation of data points detected.				*	WARNING: Negative of Hessian not positive definite.			NE		Algorithm converged.	NE	NE	NE		NE		Algorithm converged.	NE	NE
Infections and infestations	Bacteraemia	Rest of World	57	11.5	1	1.8	59	11.8	1	1.7	1.04		Convergence criterion (GCONV=1E-8) satisfied.	0.06	16.96	0.001		Algorithm converged.	-0.047	0.048	1.04		Algorithm converged.	0.07	16.16	0.9804		0.97		Algorithm converged.	0.06	15.08
Infections and infestations	Bronchitis	Western Europe/United States/Canada/Australia	298	60.2	0	0.0	300	60.2	1	0.3		*	Quasi-complete separation of data points detected.				*	ERROR: The mean parameter is either invalid or at a limit of its range for some observations.			0.00		Algorithm converged.	0.00	NE	0.9999	NE	>999.99		Algorithm converged.	0.00	NE
Infections and infestations	Bronchitis	Asia	140	28.3	0	0.0	139	27.9	0	0.0	NE			NE	NE	NE		NE	NE	NE	NE		NE	NE	NE	NE		NE		NE	NE	NE
Infections and infestations	Bronchitis	Rest of World	57	11.5	0	0.0	59	11.8	0	0.0	NE			NE	NE	NE		NE	NE	NE	NE		NE	NE	NE	NE		NE		NE	NE	NE
Infections and infestations	Bronchitis bacterial	Western Europe/United States/Canada/Australia	298	60.2	1	0.3	300	60.2	0	0.0		*	Quasi-complete separation of data points detected.				*	WARNING: Negative of Hessian not positive definite.			NE		Algorithm converged.	NE	NE	NE	NE	NE		Algorithm converged.	NE	NE
Infections and infestations	Bronchitis bacterial	Asia	140	28.3	0	0.0	139	27.9	0	0.0	NE			NE	NE	NE		NE	NE	NE	NE		NE	NE	NE	NE		NE		NE	NE	NE
Infections and infestations	Bronchitis bacterial	Rest of World	57	11.5	0	0.0	59	11.8	0	0.0	NE			NE	NE	NE		NE	NE	NE	NE		NE	NE	NE	NE		NE		NE	NE	NE
Infections and infestations	Bronchopulmonary aspergillosis	Western Europe/United States/Canada/Australia	298	60.2	1	0.3	300	60.2	0	0.0		*	Quasi-complete separation of data points detected.				*	WARNING: Negative of Hessian not positive definite.			NE		Algorithm converged.	NE	NE	NE	NE	NE		Algorithm converged.	NE	NE
Infections and infestations	Bronchopulmonary aspergillosis	Asia	140	28.3	0	0.0	139	27.9	0	0.0	NE			NE	NE	NE		NE	NE	NE	NE		NE	NE	NE	NE		NE		NE	NE	NE
Infections and infestations	Bronchopulmonary aspergillosis	Rest of World	57	11.5	0	0.0	59	11.8	0	0.0	NE			NE	NE	NE		NE	NE	NE	NE		NE	NE	NE	NE		NE		NE	NE	NE
Infections and infestations	Campylobacter gastroenteritis	Western Europe/United States/Canada/Australia	298	60.2	1	0.3	300	60.2	0	0.0		*	Quasi-complete separation of data points detected.				*	WARNING: The relative Hessian convergence criterion of 44.806790292 is greater than the limit of 0.0001. The convergence is questionable.			NE		Algorithm converged.	NE	NE	NE	NE	NE		Algorithm converged.	NE	NE
Infections and infestations	Campylobacter gastroenteritis	Asia	140	28.3	0	0.0	139	27.9	0	0.0	NE			NE	NE	NE		NE	NE	NE	NE		NE	NE	NE	NE		NE		NE	NE	NE
Infections and infestations	Campylobacter gastroenteritis	Rest of World	57	11.5	0	0.0	59	11.8	0	0.0	NE			NE	NE	NE		NE	NE	NE	NE		NE	NE	NE	NE		NE		NE	NE	NE
Infections and infestations	Cellulitis	Western Europe/United States/Canada/Australia	298	60.2	3	1.0	300	60.2	1	0.3	3.04		Convergence criterion (GCONV=1E-8) satisfied.	0.31	29.39	0.007		Algorithm converged.	-0.006	0.020	3.02		Algorithm converged.	0.32	28.87	0.3372	NE	0.33		Algorithm converged.	0.03	3.17
Infections and infestations	Cellulitis	Asia	140	28.3	0	0.0	139	27.9	0	0.0	NE			NE	NE	NE		NE	NE	NE	NE		NE	NE	NE	NE		NE		NE	NE	NE
Infections and infestations	Cellulitis	Rest of World	57	11.5	0	0.0	59	11.8	0	0.0	NE			NE	NE	NE		NE	NE	NE	NE		NE	NE	NE	NE		NE		NE	NE	NE
Infections and infestations	Clostridium difficile colitis	Western Europe/United States/Canada/Australia	298	60.2	2	0.7	300	60.2	0	0.0		*	Quasi-complete separation of data points detected.				*	WARNING: Negative of Hessian not positive definite.			NE		Algorithm converged.	NE	NE	NE	NE	NE		Algorithm converged.	NE	NE
Infections and infestations	Clostridium difficile colitis	Asia	140	28.3	0	0.0	139	27.9	0	0.0	NE			NE	NE	NE		NE	NE	NE	NE		NE	NE	NE	NE		NE		NE	NE	NE
Infections and infestations	Clostridium difficile colitis	Rest of World	57	11.5	0	0.0	59	11.8	0	0.0	NE			NE	NE	NE		NE	NE	NE	NE		NE	NE	NE	NE		NE		NE	NE	NE
Infections and infestations	Clostridium difficile infection	Western Europe/United States/Canada/Australia	298	60.2	2	0.7	300	60.2	0	0.0		*	Quasi-complete separation of data points detected.				*	WARNING: Negative of Hessian not positive definite.			NE		Algorithm converged.	NE	NE	NE	NE	NE		Algorithm converged.	NE	NE
Infections and infestations	Clostridium difficile infection	Asia	140	28.3	0	0.0	139	27.9	0	0.0	NE			NE	NE	NE		NE	NE	NE	NE		NE	NE	NE	NE		NE		NE	NE	NE
Infections and infestations	Clostridium difficile infection	Rest of World	57	11.5	0	0.0	59	11.8	0	0.0	NE			NE	NE	NE		NE	NE	NE	NE		NE	NE	NE	NE		NE		NE	NE	NE
Infections and infestations	Coronavirus infection	Western Europe/United States/Canada/Australia	298	60.2	0	0.0	300	60.2	1	0.3		*	Quasi-complete separation of data points detected.				*	ERROR: The mean parameter is either invalid or at a limit of its range for some observations.			0.00		Algorithm converged.	0.00	NE	0.9999	NE	>999.99		Algorithm converged.	0.00	NE
Infections and infestations	Coronavirus infection	Asia	140	28.3	0	0.0	139	27.9	0	0.0	NE			NE	NE	NE		NE	NE	NE	NE		NE	NE	NE	NE		NE		NE	NE	NE
Infections and infestations	Coronavirus infection	Rest of World	57	11.5	0	0.0	59	11.8	0	0.0	NE			NE	NE	NE		NE	NE	NE	NE		NE	NE	NE	NE		NE		NE	NE	NE
Infections and infestations	Cytomegalovirus enteritis	Western Europe/United States/Canada/Australia	298	60.2	1	0.3	300	60.2	0	0.0		*	Quasi-complete separation of data points detected.				*	WARNING: The relative Hessian convergence criterion of 44.806790292 is greater than the limit of 0.0001. The convergence is questionable.			NE		Algorithm converged.	NE	NE	NE	NE	NE		Algorithm converged.	NE	NE
Infections and infestations	Cytomegalovirus enteritis	Asia	140	28.3	0	0.0	139	27.9	0	0.0	NE			NE	NE	NE		NE	NE	NE	NE		NE	NE	NE	NE		NE		NE	NE	NE
Infections and infestations	Cytomegalovirus enteritis	Rest of World	57	11.5	0	0.0	59	11.8	0	0.0	NE			NE	NE	NE		NE	NE	NE	NE		NE	NE	NE	NE		NE		NE	NE	NE
Infections and infestations	Cytomegalovirus infection	Western Europe/United States/Canada/Australia	298	60.2	1	0.3	300	60.2	1	0.3	1.01		Convergence criterion (GCONV=1E-8) satisfied.	0.06	16.17	0.000		Algorithm converged.	-0.009	0.009	1.01		Algorithm converged.	0.06	16.02	0.9962	1.0000	0.99		Algorithm converged.	0.06	15.81
Infections and infestations	Cytomegalovirus infection	Asia	140	28.3	0	0.0	139	27.9	0	0.0	NE			NE	NE	NE		NE	NE	NE	NE		NE	NE	NE	NE		NE		NE	NE	NE
Infections and infestations	Cytomegalovirus infection	Rest of World	57	11.5	0	0.0	59	11.8	0	0.0	NE			NE	NE	NE		NE	NE	NE	NE		NE	NE	NE	NE		NE		NE	NE	NE
Infections and infestations	Device related infection	Western Europe/United States/Canada/Australia	298	60.2	3	1.0	300	60.2	1	0.3	3.04		Convergence criterion (GCONV=1E-8) satisfied.	0.31	29.39	0.007		Algorithm converged.	-0.006	0.020	3.02		Algorithm converged.	0.32	28.87	0.3372	NE	0.33		Algorithm converged.	0.03	3.17
Infections and infestations	Device related infection	Asia	140	28.3	0	0.0	139	27.9	0	0.0	NE			NE	NE	NE		NE	NE	NE	NE		NE	NE	NE	NE		NE		NE	NE	NE
Infections and infestations	Device related infection	Rest of World	57	11.5	0	0.0	59	11.8	0	0.0	NE			NE	NE	NE		NE	NE	NE	NE		NE	NE	NE	NE		NE		NE	NE	NE
Infections and infestations	Device related sepsis	Western Europe/United States/Canada/Australia	298	60.2	1	0.3	300	60.2	0	0.0		*	Quasi-complete separation of data points detected.				*	WARNING: Negative of Hessian not positive definite.			NE		Algorithm converged.	NE	NE	NE	NE	NE		Algorithm converged.	NE	NE
Infections and infestations	Device related sepsis	Asia	140	28.3	0	0.0	139	27.9	0	0.0	NE			NE	NE	NE		NE	NE	NE	NE		NE	NE	NE	NE		NE		NE	NE	NE
Infections and infestations	Device related sepsis	Rest of World	57	11.5	0	0.0	59	11.8	0	0.0	NE			NE	NE	NE		NE	NE	NE	NE		NE	NE	NE	NE		NE		NE	NE	NE
Infections and infestations	Diarrhoea infectious	Western Europe/United States/Canada/Australia	298	60.2	0	0.0	300	60.2	0	0.0	NE			NE	NE	NE		NE	NE	NE	NE		NE	NE	NE	NE	NE	NE		NE	NE	NE
Infections and infestations	Diarrhoea infectious	Asia	140	28.3	0	0.0	139	27.9	1	0.7		*	Quasi-complete separation of data points detected.				*	WARNING: The relative Hessian convergence criterion of 19.480043432 is greater than the limit of 0.0001. The convergence is questionable.			0.00		Algorithm converged.	0.00	NE	0.9999		>999.99		Algorithm converged.	0.00	NE
Infections and infestations	Diarrhoea infectious	Rest of World	57	11.5	0	0.0	59	11.8	0	0.0	NE			NE	NE	NE		NE	NE	NE	NE		NE	NE	NE	NE		NE		NE	NE	NE
Infections and infestations	Enterobacter infection	Western Europe/United States/Canada/Australia	298	60.2	0	0.0	300	60.2	1	0.3		*	Quasi-complete separation of data points detected.				*	ERROR: The mean parameter is either invalid or at a limit of its range for some observations.			0.00		Algorithm converged.	0.00	NE	0.9999	NE	>999.99		Algorithm converged.	0.00	NE
Infections and infestations	Enterobacter infection	Asia	140	28.3	0	0.0	139	27.9	0	0.0	NE			NE	NE	NE		NE	NE	NE	NE		NE	NE	NE	NE		NE		NE	NE	NE
Infections and infestations	Enterobacter infection	Rest of World	57	11.5	0	0.0	59	11.8	0	0.0	NE			NE	NE	NE		NE	NE	NE	NE		NE	NE	NE	NE		NE		NE	NE	NE
Infections and infestations	Enterocolitis infectious	Western Europe/United States/Canada/Australia	298	60.2	1	0.3	300	60.2	0	0.0		*	Quasi-complete separation of data points detected.				*	WARNING: Negative of Hessian not positive definite.			NE		Algorithm converged.	NE	NE	NE	NE	NE		Algorithm converged.	NE	NE
Infections and infestations	Enterocolitis infectious	Asia	140	28.3	0	0.0	139	27.9	0	0.0	NE			NE	NE	NE		NE	NE	NE	NE		NE	NE	NE	NE		NE		NE	NE	NE
Infections and infestations	Enterocolitis infectious	Rest of World	57	11.5	0	0.0	59	11.8	0	0.0	NE			NE	NE	NE		NE	NE	NE	NE		NE	NE	NE	NE		NE		NE	NE	NE
Infections and infestations	Erysipelas	Western Europe/United States/Canada/Australia	298	60.2	0	0.0	300	60.2	0	0.0	NE			NE	NE	NE		NE	NE	NE	NE		NE	NE	NE	NE	NE	NE		NE	NE	NE
Infections and infestations	Erysipelas	Asia	140	28.3	0	0.0	139	27.9	0	0.0	NE			NE	NE	NE		NE	NE	NE	NE		NE	NE	NE	NE		NE		NE	NE	NE
Infections and infestations	Erysipelas	Rest of World	57	11.5	1	1.8	59	11.8	0	0.0		*	Quasi-complete separation of data points detected.				*	ERROR: Error in computing the link function, its derivatives, or the variance function.			NE		Algorithm converged.	NE	NE	NE		NE		Algorithm converged.	NE	NE
Infections and infestations	Escherichia bacteraemia	Western Europe/United States/Canada/Australia	298	60.2	0	0.0	300	60.2	1	0.3		*	Quasi-complete separation of data points detected.				*	ERROR: The mean parameter is either invalid or at a limit of its range for some observations.			0.00		Algorithm converged.	0.00	NE	0.9999	NE	>999.99		Algorithm converged.	0.00	NE
Infections and infestations	Escherichia bacteraemia	Asia	140	28.3	0	0.0	139	27.9	0	0.0	NE			NE	NE	NE		NE	NE	NE	NE		NE	NE	NE	NE		NE		NE	NE	NE
Infections and infestations	Escherichia bacteraemia	Rest of World	57	11.5	0	0.0	59	11.8	0	0.0	NE			NE	NE	NE		NE	NE	NE	NE		NE	NE	NE	NE		NE		NE	NE	NE
Infections and infestations	Escherichia infection	Western Europe/United States/Canada/Australia	298	60.2	1	0.3	300	60.2	0	0.0		*	Quasi-complete separation of data points detected.				*	WARNING: Negative of Hessian not positive definite.			NE		Algorithm converged.	NE	NE	NE	NE	NE		Algorithm converged.	NE	NE
Infections and infestations	Escherichia infection	Asia	140	28.3	0	0.0	139	27.9	0	0.0	NE			NE	NE	NE		NE	NE	NE	NE		NE	NE	NE	NE		NE		NE	NE	NE
Infections and infestations	Escherichia infection	Rest of World	57	11.5	0	0.0	59	11.8	0	0.0	NE			NE	NE	NE		NE	NE	NE	NE		NE	NE	NE	NE		NE		NE	NE	NE
Infections and infestations	Escherichia sepsis	Western Europe/United States/Canada/Australia	298	60.2	1	0.3	300	60.2	1	0.3	1.01		Convergence criterion (GCONV=1E-8) satisfied.	0.06	16.17	0.000		Algorithm converged.	-0.009	0.009	1.01		Algorithm converged.	0.06	16.02	0.9962	NE	0.99		Algorithm converged.	0.06	15.81
Infections and infestations	Escherichia sepsis	Asia	140	28.3	0	0.0	139	27.9	1	0.7		*	Quasi-complete separation of data points detected.				*	WARNING: The relative Hessian convergence criterion of 19.480043432 is greater than the limit of 0.0001. The convergence is questionable.			0.00		Algorithm converged.	0.00	NE	0.9999		>999.99		Algorithm converged.	0.00	NE
Infections and infestations	Escherichia sepsis	Rest of World	57	11.5	0	0.0	59	11.8	0	0.0	NE			NE	NE	NE		NE	NE	NE	NE		NE	NE	NE	NE		NE		NE	NE	NE
Infections and infestations	Fungal infection	Western Europe/United States/Canada/Australia	298	60.2	0	0.0	300	60.2	0	0.0	NE			NE	NE	NE		NE	NE	NE	NE		NE	NE	NE	NE	NE	NE		NE	NE	NE
Infections and infestations	Fungal infection	Asia	140	28.3	0	0.0	139	27.9	1	0.7		*	Quasi-complete separation of data points detected.				*	WARNING: The relative Hessian convergence criterion of 19.480043296 is greater than the limit of 0.0001. The convergence is questionable.			0.00		Algorithm converged.	0.00	NE	0.9999		>999.99		Algorithm converged.	0.00	NE
Infections and infestations	Fungal infection	Rest of World	57	11.5	0	0.0	59	11.8	0	0.0	NE			NE	NE	NE		NE	NE	NE	NE		NE	NE	NE	NE		NE		NE	NE	NE
Infections and infestations	Gastroenteritis viral	Western Europe/United States/Canada/Australia	298	60.2	1	0.3	300	60.2	0	0.0		*	Quasi-complete separation of data points detected.				*	WARNING: The relative Hessian convergence criterion of 44.806790292 is greater than the limit of 0.0001. The convergence is questionable.			NE		Algorithm converged.	NE	NE	NE	NE	NE		Algorithm converged.	NE	NE
Infections and infestations	Gastroenteritis viral	Asia	140	28.3	0	0.0	139	27.9	0	0.0	NE			NE	NE	NE		NE	NE	NE	NE		NE	NE	NE	NE		NE		NE	NE	NE
Infections and infestations	Gastroenteritis viral	Rest of World	57	11.5	0	0.0	59	11.8	0	0.0	NE			NE	NE	NE		NE	NE	NE	NE		NE	NE	NE	NE		NE		NE	NE	NE
Infections and infestations	Gastrointestinal infection	Western Europe/United States/Canada/Australia	298	60.2	0	0.0	300	60.2	0	0.0	NE			NE	NE	NE		NE	NE	NE	NE		NE	NE	NE	NE	NE	NE		NE	NE	NE
Infections and infestations	Gastrointestinal infection	Asia	140	28.3	1	0.7	139	27.9	0	0.0		*	Quasi-complete separation of data points detected.				*	WARNING: Negative of Hessian not positive definite.			NE		Algorithm converged.	NE	NE	NE		NE		Algorithm converged.	NE	NE
Infections and infestations	Gastrointestinal infection	Rest of World	57	11.5	0	0.0	59	11.8	0	0.0	NE			NE	NE	NE		NE	NE	NE	NE		NE	NE	NE	NE		NE		NE	NE	NE
Infections and infestations	Herpes simplex	Western Europe/United States/Canada/Australia	298	60.2	0	0.0	300	60.2	1	0.3		*	Quasi-complete separation of data points detected.				*	ERROR: The mean parameter is either invalid or at a limit of its range for some observations.			0.00		Algorithm converged.	0.00	NE	0.9999	NE	>999.99		Algorithm converged.	0.00	NE
Infections and infestations	Herpes simplex	Asia	140	28.3	0	0.0	139	27.9	0	0.0	NE			NE	NE	NE		NE	NE	NE	NE		NE	NE	NE	NE		NE		NE	NE	NE
Infections and infestations	Herpes simplex	Rest of World	57	11.5	0	0.0	59	11.8	0	0.0	NE			NE	NE	NE		NE	NE	NE	NE		NE	NE	NE	NE		NE		NE	NE	NE
Infections and infestations	Herpes zoster	Western Europe/United States/Canada/Australia	298	60.2	0	0.0	300	60.2	0	0.0	NE			NE	NE	NE		NE	NE	NE	NE		NE	NE	NE	NE	NE	NE		NE	NE	NE
Infections and infestations	Herpes zoster	Asia	140	28.3	0	0.0	139	27.9	2	1.4		*	Quasi-complete separation of data points detected.				*	WARNING: The relative Hessian convergence criterion of 12.308584972 is greater than the limit of 0.0001. The convergence is questionable.			0.00		Algorithm converged.	0.00	NE	0.9999		>999.99		Algorithm converged.	0.00	NE
Infections and infestations	Herpes zoster	Rest of World	57	11.5	0	0.0	59	11.8	0	0.0	NE			NE	NE	NE		NE	NE	NE	NE		NE	NE	NE	NE		NE		NE	NE	NE
Infections and infestations	Infection	Western Europe/United States/Canada/Australia	298	60.2	3	1.0	300	60.2	1	0.3	3.04		Convergence criterion (GCONV=1E-8) satisfied.	0.31	29.39	0.007		Algorithm converged.	-0.006	0.020	3.02		Algorithm converged.	0.32	28.87	0.3372	0.6277	0.33		Algorithm converged.	0.03	3.17
Infections and infestations	Infection	Asia	140	28.3	0	0.0	139	27.9	0	0.0	NE			NE	NE	NE		NE	NE	NE	NE		NE	NE	NE	NE		NE		NE	NE	NE
Infections and infestations	Infection	Rest of World	57	11.5	2	3.5	59	11.8	0	0.0		*	Quasi-complete separation of data points detected.				*	ERROR: Error in computing the link function, its derivatives, or the variance function.			NE		Algorithm converged.	NE	NE	NE		NE		Algorithm converged.	NE	NE
Infections and infestations	Influenza	Western Europe/United States/Canada/Australia	298	60.2	2	0.7	300	60.2	0	0.0		*	Quasi-complete separation of data points detected.				*	WARNING: Negative of Hessian not positive definite.			NE		Algorithm converged.	NE	NE	NE	NE	NE		Algorithm converged.	NE	NE
Infections and infestations	Influenza	Asia	140	28.3	0	0.0	139	27.9	0	0.0	NE			NE	NE	NE		NE	NE	NE	NE		NE	NE	NE	NE		NE		NE	NE	NE
Infections and infestations	Influenza	Rest of World	57	11.5	0	0.0	59	11.8	0	0.0	NE			NE	NE	NE		NE	NE	NE	NE		NE	NE	NE	NE		NE		NE	NE	NE
Infections and infestations	Intervertebral discitis	Western Europe/United States/Canada/Australia	298	60.2	0	0.0	300	60.2	1	0.3		*	Quasi-complete separation of data points detected.				*	ERROR: The mean parameter is either invalid or at a limit of its range for some observations.			0.00		Algorithm converged.	0.00	NE	0.9999	NE	>999.99		Algorithm converged.	0.00	NE
Infections and infestations	Intervertebral discitis	Asia	140	28.3	0	0.0	139	27.9	0	0.0	NE			NE	NE	NE		NE	NE	NE	NE		NE	NE	NE	NE		NE		NE	NE	NE
Infections and infestations	Intervertebral discitis	Rest of World	57	11.5	0	0.0	59	11.8	0	0.0	NE			NE	NE	NE		NE	NE	NE	NE		NE	NE	NE	NE		NE		NE	NE	NE
Infections and infestations	Klebsiella sepsis	Western Europe/United States/Canada/Australia	298	60.2	0	0.0	300	60.2	1	0.3		*	Quasi-complete separation of data points detected.				*	ERROR: The mean parameter is either invalid or at a limit of its range for some observations.			0.00		Algorithm converged.	0.00	NE	0.9999	NE	>999.99		Algorithm converged.	0.00	NE
Infections and infestations	Klebsiella sepsis	Asia	140	28.3	0	0.0	139	27.9	0	0.0	NE			NE	NE	NE		NE	NE	NE	NE		NE	NE	NE	NE		NE		NE	NE	NE
Infections and infestations	Klebsiella sepsis	Rest of World	57	11.5	0	0.0	59	11.8	0	0.0	NE			NE	NE	NE		NE	NE	NE	NE		NE	NE	NE	NE		NE		NE	NE	NE
Infections and infestations	Mediastinitis	Western Europe/United States/Canada/Australia	298	60.2	1	0.3	300	60.2	0	0.0		*	Quasi-complete separation of data points detected.				*	WARNING: The relative Hessian convergence criterion of 44.806790292 is greater than the limit of 0.0001. The convergence is questionable.			NE		Algorithm converged.	NE	NE	NE	NE	NE		Algorithm converged.	NE	NE

Infections and infestations	Mediastinitis	Asia	140	28.3	0	0.0	139	27.9	0	0.0	NE			NE	NE	NE		NE	NE	NE	NE		NE	NE	NE	NE		NE		NE	NE	NE
Infections and infestations	Mediastinitis	Rest of World	57	11.5	0	0.0	59	11.8	0	0.0	NE			NE	NE	NE		NE	NE	NE	NE		NE	NE	NE	NE		NE		NE	NE	NE
Infections and infestations	Nail infection	Western Europe/United States/Canada/Australia	298	60.2	1	0.3	300	60.2	0	0.0		*	Quasi-complete separation of data points detected.				*	WARNING: Negative of Hessian not positive definite.			NE		Algorithm converged.	NE	NE	NE	NE	NE		Algorithm converged.	NE	NE
Infections and infestations	Nail infection	Asia	140	28.3	0	0.0	139	27.9	0	0.0	NE			NE	NE	NE		NE	NE	NE	NE		NE	NE	NE	NE		NE		NE	NE	NE
Infections and infestations	Nail infection	Rest of World	57	11.5	0	0.0	59	11.8	0	0.0	NE			NE	NE	NE		NE	NE	NE	NE		NE	NE	NE	NE		NE		NE	NE	NE
Infections and infestations	Neutropenic sepsis	Western Europe/United States/Canada/Australia	298	60.2	2	0.7	300	60.2	1	0.3	2.02		Convergence criterion (GCONV=1E-8) satisfied.	0.18	22.40	0.003		Algorithm converged.	-0.008	0.015	2.01		Algorithm converged.	0.18	22.09	0.5669	NE	0.50		Algorithm converged.	0.05	5.45
Infections and infestations	Neutropenic sepsis	Asia	140	28.3	0	0.0	139	27.9	0	0.0	NE			NE	NE	NE		NE	NE	NE	NE		NE	NE	NE	NE		NE		NE	NE	NE
Infections and infestations	Neutropenic sepsis	Rest of World	57	11.5	0	0.0	59	11.8	0	0.0	NE			NE	NE	NE		NE	NE	NE	NE		NE	NE	NE	NE		NE		NE	NE	NE
Infections and infestations	Oral herpes	Western Europe/United States/Canada/Australia	298	60.2	1	0.3	300	60.2	0	0.0		*	Quasi-complete separation of data points detected.				*	WARNING: The relative Hessian convergence criterion of 44.806790292 is greater than the limit of 0.0001. The convergence is questionable.			NE		Algorithm converged.	NE	NE	NE	NE	NE		Algorithm converged.	NE	NE
Infections and infestations	Oral herpes	Asia	140	28.3	0	0.0	139	27.9	0	0.0	NE			NE	NE	NE		NE	NE	NE	NE		NE	NE	NE	NE		NE		NE	NE	NE
Infections and infestations	Oral herpes	Rest of World	57	11.5	0	0.0	59	11.8	0	0.0	NE			NE	NE	NE		NE	NE	NE	NE		NE	NE	NE	NE		NE		NE	NE	NE
Infections and infestations	Papilloma viral infection	Western Europe/United States/Canada/Australia	298	60.2	1	0.3	300	60.2	0	0.0		*	Quasi-complete separation of data points detected.				*	WARNING: Negative of Hessian not positive definite.			NE		Algorithm converged.	NE	NE	NE	NE	NE		Algorithm converged.	NE	NE
Infections and infestations	Papilloma viral infection	Asia	140	28.3	0	0.0	139	27.9	0	0.0	NE			NE	NE	NE		NE	NE	NE	NE		NE	NE	NE	NE		NE		NE	NE	NE
Infections and infestations	Papilloma viral infection	Rest of World	57	11.5	0	0.0	59	11.8	0	0.0	NE			NE	NE	NE		NE	NE	NE	NE		NE	NE	NE	NE		NE		NE	NE	NE
Infections and infestations	Peritonitis	Western Europe/United States/Canada/Australia	298	60.2	0	0.0	300	60.2	1	0.3		*	Quasi-complete separation of data points detected.				*	ERROR: The mean parameter is either invalid or at a limit of its range for some observations.			0.00		Algorithm converged.	0.00	NE	0.9999	NE	>999.99		Algorithm converged.	0.00	NE
Infections and infestations	Peritonitis	Asia	140	28.3	0	0.0	139	27.9	0	0.0	NE			NE	NE	NE		NE	NE	NE	NE		NE	NE	NE	NE		NE		NE	NE	NE
Infections and infestations	Peritonitis	Rest of World	57	11.5	0	0.0	59	11.8	0	0.0	NE			NE	NE	NE		NE	NE	NE	NE		NE	NE	NE	NE		NE		NE	NE	NE
Infections and infestations	Pneumocystis jirovecii pneumonia	Western Europe/United States/Canada/Australia	298	60.2	2	0.7	300	60.2	0	0.0		*	Quasi-complete separation of data points detected.				*	WARNING: Negative of Hessian not positive definite.			NE		Algorithm converged.	NE	NE	NE	NE	NE		Algorithm converged.	NE	NE
Infections and infestations	Pneumocystis jirovecii pneumonia	Asia	140	28.3	0	0.0	139	27.9	1	0.7		*	Quasi-complete separation of data points detected.				*	WARNING: The relative Hessian convergence criterion of 19.480043432 is greater than the limit of 0.0001. The convergence is questionable.			0.00		Algorithm converged.	0.00	NE	0.9999		>999.99		Algorithm converged.	0.00	NE
Infections and infestations	Pneumocystis jirovecii pneumonia	Rest of World	57	11.5	0	0.0	59	11.8	0	0.0	NE			NE	NE	NE		NE	NE	NE	NE		NE	NE	NE	NE		NE		NE	NE	NE
Infections and infestations	Pneumonia	Western Europe/United States/Canada/Australia	298	60.2	11	3.7	300	60.2	8	2.7	1.40		Convergence criterion (GCONV=1E-8) satisfied.	0.55	3.53	0.010		Algorithm converged.	-0.018	0.038	1.38		Algorithm converged.	0.56	3.39	0.4772	0.6450	0.72		Algorithm converged.	0.29	1.77
Infections and infestations	Pneumonia	Asia	140	28.3	9	6.4	139	27.9	10	7.2	0.89		Convergence criterion (GCONV=1E-8) satisfied.	0.35	2.25	-0.008		Algorithm converged.	-0.067	0.051	0.89		Algorithm converged.	0.37	2.13	0.7997		1.12		Algorithm converged.	0.47	2.67
Infections and infestations	Pneumonia	Rest of World	57	11.5	5	8.8	59	11.8	7	11.9	0.71		Convergence criterion (GCONV=1E-8) satisfied.	0.21	2.40	-0.031		Algorithm converged.	-0.141	0.080	0.74		Algorithm converged.	0.25	2.20	0.5866		1.35		Algorithm converged.	0.46	4.02
Infections and infestations	Pneumonia bacterial	Western Europe/United States/Canada/Australia	298	60.2	1	0.3	300	60.2	0	0.0		*	Quasi-complete separation of data points detected.				*	WARNING: Negative of Hessian not positive definite.			NE		Algorithm converged.	NE	NE	NE	NE	NE		Algorithm converged.	NE	NE
Infections and infestations	Pneumonia bacterial	Asia	140	28.3	0	0.0	139	27.9	0	0.0	NE			NE	NE	NE		NE	NE	NE	NE		NE	NE	NE	NE		NE		NE	NE	NE
Infections and infestations	Pneumonia bacterial	Rest of World	57	11.5	0	0.0	59	11.8	0	0.0	NE			NE	NE	NE		NE	NE	NE	NE		NE	NE	NE	NE		NE		NE	NE	NE
Infections and infestations	Pneumonia klebsiella	Western Europe/United States/Canada/Australia	298	60.2	0	0.0	300	60.2	1	0.3		*	Quasi-complete separation of data points detected.				*	ERROR: The mean parameter is either invalid or at a limit of its range for some observations.			0.00		Algorithm converged.	0.00	NE	0.9999	NE	>999.99		Algorithm converged.	0.00	NE
Infections and infestations	Pneumonia klebsiella	Asia	140	28.3	0	0.0	139	27.9	0	0.0	NE			NE	NE	NE		NE	NE	NE	NE		NE	NE	NE	NE		NE		NE	NE	NE
Infections and infestations	Pneumonia klebsiella	Rest of World	57	11.5	0	0.0	59	11.8	0	0.0	NE			NE	NE	NE		NE	NE	NE	NE		NE	NE	NE	NE		NE		NE	NE	NE
Infections and infestations	Pneumonia pneumococcal	Western Europe/United States/Canada/Australia	298	60.2	1	0.3	300	60.2	0	0.0		*	Quasi-complete separation of data points detected.				*	WARNING: Negative of Hessian not positive definite.			NE		Algorithm converged.	NE	NE	NE	NE	NE		Algorithm converged.	NE	NE
Infections and infestations	Pneumonia pneumococcal	Asia	140	28.3	0	0.0	139	27.9	0	0.0	NE			NE	NE	NE		NE	NE	NE	NE		NE	NE	NE	NE		NE		NE	NE	NE
Infections and infestations	Pneumonia pneumococcal	Rest of World	57	11.5	0	0.0	59	11.8	0	0.0	NE			NE	NE	NE		NE	NE	NE	NE		NE	NE	NE	NE		NE		NE	NE	NE
Infections and infestations	Pneumonia viral	Western Europe/United States/Canada/Australia	298	60.2	1	0.3	300	60.2	0	0.0		*	Quasi-complete separation of data points detected.				*	WARNING: Negative of Hessian not positive definite.			NE		Algorithm converged.	NE	NE	NE	NE	NE		Algorithm converged.	NE	NE
Infections and infestations	Pneumonia viral	Asia	140	28.3	0	0.0	139	27.9	0	0.0	NE			NE	NE	NE		NE	NE	NE	NE		NE	NE	NE	NE		NE		NE	NE	NE
Infections and infestations	Pneumonia viral	Rest of World	57	11.5	0	0.0	59	11.8	0	0.0	NE			NE	NE	NE		NE	NE	NE	NE		NE	NE	NE	NE		NE		NE	NE	NE
Infections and infestations	Rectal abscess	Western Europe/United States/Canada/Australia	298	60.2	1	0.3	300	60.2	0	0.0		*	Quasi-complete separation of data points detected.				*	WARNING: The relative Hessian convergence criterion of 44.806790292 is greater than the limit of 0.0001. The convergence is questionable.			NE		Algorithm converged.	NE	NE	NE	NE	NE		Algorithm converged.	NE	NE
Infections and infestations	Rectal abscess	Asia	140	28.3	0	0.0	139	27.9	0	0.0	NE			NE	NE	NE		NE	NE	NE	NE		NE	NE	NE	NE		NE		NE	NE	NE
Infections and infestations	Rectal abscess	Rest of World	57	11.5	0	0.0	59	11.8	0	0.0	NE			NE	NE	NE		NE	NE	NE	NE		NE	NE	NE	NE		NE		NE	NE	NE
Infections and infestations	Respiratory tract infection	Western Europe/United States/Canada/Australia	298	60.2	1	0.3	300	60.2	0	0.0		*	Quasi-complete separation of data points detected.				*	WARNING: Negative of Hessian not positive definite.			NE		Algorithm converged.	NE	NE	NE	NE	NE		Algorithm converged.	NE	NE
Infections and infestations	Respiratory tract infection	Asia	140	28.3	1	0.7	139	27.9	0	0.0		*	Quasi-complete separation of data points detected.				*	WARNING: Negative of Hessian not positive definite.			NE		Algorithm converged.	NE	NE	NE		NE		Algorithm converged.	NE	NE
Infections and infestations	Respiratory tract infection	Rest of World	57	11.5	0	0.0	59	11.8	0	0.0	NE			NE	NE	NE		NE	NE	NE	NE		NE	NE	NE	NE		NE		NE	NE	NE
Infections and infestations	Scrotal infection	Western Europe/United States/Canada/Australia	298	60.2	0	0.0	300	60.2	1	0.3		*	Quasi-complete separation of data points detected.				*	ERROR: The mean parameter is either invalid or at a limit of its range for some observations.			0.00		Algorithm converged.	0.00	NE	0.9999	NE	>999.99		Algorithm converged.	0.00	NE
Infections and infestations	Scrotal infection	Asia	140	28.3	0	0.0	139	27.9	0	0.0	NE			NE	NE	NE		NE	NE	NE	NE		NE	NE	NE	NE		NE		NE	NE	NE
Infections and infestations	Scrotal infection	Rest of World	57	11.5	0	0.0	59	11.8	0	0.0	NE			NE	NE	NE		NE	NE	NE	NE		NE	NE	NE	NE		NE		NE	NE	NE
Infections and infestations	Sepsis	Western Europe/United States/Canada/Australia	298	60.2	5	1.7	300	60.2	6	2.0	0.84		Convergence criterion (GCONV=1E-8) satisfied.	0.25	2.77	-0.003		Algorithm converged.	-0.025	0.018	0.84		Algorithm converged.	0.26	2.72	0.7697	0.3386	1.19		Algorithm converged.	0.37	3.86
Infections and infestations	Sepsis	Asia	140	28.3	0	0.0	139	27.9	1	0.7		*	Quasi-complete separation of data points detected.				*	WARNING: The relative Hessian convergence criterion of 19.480043296 is greater than the limit of 0.0001. The convergence is questionable.			0.00		Algorithm converged.	0.00	NE	0.9999		>999.99		Algorithm converged.	0.00	NE
Infections and infestations	Sepsis	Rest of World	57	11.5	0	0.0	59	11.8	1	1.7		*	Quasi-complete separation of data points detected.				*	WARNING: The relative Hessian convergence criterion of 10.540168611 is greater than the limit of 0.0001. The convergence is questionable.			0.00		Algorithm converged.	0.00	NE	0.9999		>999.99		Algorithm converged.	0.00	NE
Infections and infestations	Septic shock	Western Europe/United States/Canada/Australia	298	60.2	0	0.0	300	60.2	2	0.7		*	Quasi-complete separation of data points detected.				*	ERROR: The mean parameter is either invalid or at a limit of its range for some observations.			0.00		Algorithm converged.	0.00	NE	0.9999	NE	>999.99		Algorithm converged.	0.00	NE
Infections and infestations	Septic shock	Asia	140	28.3	0	0.0	139	27.9	2	1.4		*	Quasi-complete separation of data points detected.				*	WARNING: The relative Hessian convergence criterion of 12.308584972 is greater than the limit of 0.0001. The convergence is questionable.			0.00		Algorithm converged.	0.00	NE	0.9999		>999.99		Algorithm converged.	0.00	NE
Infections and infestations	Septic shock	Rest of World	57	11.5	0	0.0	59	11.8	1	1.7		*	Quasi-complete separation of data points detected.				*	WARNING: The relative Hessian convergence criterion of 10.540168601 is greater than the limit of 0.0001. The convergence is questionable.			0.00		Algorithm converged.	0.00	NE	0.9999		>999.99		Algorithm converged.	0.00	NE
Infections and infestations	Skin infection	Western Europe/United States/Canada/Australia	298	60.2	1	0.3	300	60.2	0	0.0		*	Quasi-complete separation of data points detected.				*	WARNING: Negative of Hessian not positive definite.			NE		Algorithm converged.	NE	NE	NE	NE	NE		Algorithm converged.	NE	NE
Infections and infestations	Skin infection	Asia	140	28.3	0	0.0	139	27.9	1	0.7		*	Quasi-complete separation of data points detected.				*	WARNING: The relative Hessian convergence criterion of 19.480043296 is greater than the limit of 0.0001. The convergence is questionable.			0.00		Algorithm converged.	0.00	NE	0.9999		>999.99		Algorithm converged.	0.00	NE
Infections and infestations	Skin infection	Rest of World	57	11.5	0	0.0	59	11.8	0	0.0	NE			NE	NE	NE		NE	NE	NE	NE		NE	NE	NE	NE		NE		NE	NE	NE
Infections and infestations	Staphylococcal infection	Western Europe/United States/Canada/Australia	298	60.2	2	0.7	300	60.2	2	0.7	1.01		Convergence criterion (GCONV=1E-8) satisfied.	0.14	7.19	0.000		Algorithm converged.	-0.013	0.013	1.01		Algorithm converged.	0.14	7.10	0.9946	NE	0.99		Algorithm converged.	0.14	7.01
Infections and infestations	Staphylococcal infection	Asia	140	28.3	0	0.0	139	27.9	0	0.0	NE			NE	NE	NE		NE	NE	NE	NE		NE	NE	NE	NE		NE		NE	NE	NE
Infections and infestations	Staphylococcal infection	Rest of World	57	11.5	0	0.0	59	11.8	0	0.0	NE			NE	NE	NE		NE	NE	NE	NE		NE	NE	NE	NE		NE		NE	NE	NE
Infections and infestations	Staphylococcal sepsis	Western Europe/United States/Canada/Australia	298	60.2	1	0.3	300	60.2	0	0.0		*	Quasi-complete separation of data points detected.				*	WARNING: The relative Hessian convergence criterion of 44.806790292 is greater than the limit of 0.0001. The convergence is questionable.			NE		Algorithm converged.	NE	NE	NE	NE	NE		Algorithm converged.	NE	NE
Infections and infestations	Staphylococcal sepsis	Asia	140	28.3	0	0.0	139	27.9	0	0.0	NE			NE	NE	NE		NE	NE	NE	NE		NE	NE	NE	NE		NE		NE	NE	NE
Infections and infestations	Staphylococcal sepsis	Rest of World	57	11.5	0	0.0	59	11.8	0	0.0	NE			NE	NE	NE		NE	NE	NE	NE		NE	NE	NE	NE		NE		NE	NE	NE
Infections and infestations	Suspected COVID-19	Western Europe/United States/Canada/Australia	298	60.2	0	0.0	300	60.2	0	0.0	NE			NE	NE	NE		NE	NE	NE	NE		NE	NE	NE	NE	NE	NE		NE	NE	NE
Infections and infestations	Suspected COVID-19	Asia	140	28.3	1	0.7	139	27.9	0	0.0		*	Quasi-complete separation of data points detected.				*	WARNING: Negative of Hessian not positive definite.			NE		Algorithm converged.	NE	NE	NE		NE		Algorithm converged.	NE	NE
Infections and infestations	Suspected COVID-19	Rest of World	57	11.5	0	0.0	59	11.8	0	0.0	NE			NE	NE	NE		NE	NE	NE	NE		NE	NE	NE	NE		NE		NE	NE	NE
Infections and infestations	Systemic candida	Western Europe/United States/Canada/Australia	298	60.2	0	0.0	300	60.2	1	0.3		*	Quasi-complete separation of data points detected.				*	ERROR: The mean parameter is either invalid or at a limit of its range for some observations.			0.00		Algorithm converged.	0.00	NE	0.9999	NE	>999.99		Algorithm converged.	0.00	NE
Infections and infestations	Systemic candida	Asia	140	28.3	0	0.0	139	27.9	0	0.0	NE			NE	NE	NE		NE	NE	NE	NE		NE	NE	NE	NE		NE		NE	NE	NE
Infections and infestations	Systemic candida	Rest of World	57	11.5	0	0.0	59	11.8	0	0.0	NE			NE	NE	NE		NE	NE	NE	NE		NE	NE	NE	NE		NE		NE	NE	NE
Infections and infestations	Tracheitis	Western Europe/United States/Canada/Australia	298	60.2	0	0.0	300	60.2	0	0.0	NE			NE	NE	NE		NE	NE	NE	NE		NE	NE	NE	NE	NE	NE		NE	NE	NE
Infections and infestations	Tracheitis	Asia	140	28.3	0	0.0	139	27.9	1	0.7		*	Quasi-complete separation of data points detected.				*	WARNING: The relative Hessian convergence criterion of 19.480043432 is greater than the limit of 0.0001. The convergence is questionable.			0.00		Algorithm converged.	0.00	NE	0.9999		>999.99		Algorithm converged.	0.00	NE
Infections and infestations	Tracheitis	Rest of World	57	11.5	0	0.0	59	11.8	0	0.0	NE			NE	NE	NE		NE	NE	NE	NE		NE	NE	NE	NE		NE		NE	NE	NE
Infections and infestations	Tracheobronchitis	Western Europe/United States/Canada/Australia	298	60.2	0	0.0	300	60.2	0	0.0	NE			NE	NE	NE		NE	NE	NE	NE		NE	NE	NE	NE	NE	NE		NE	NE	NE
Infections and infestations	Tracheobronchitis	Asia	140	28.3	0	0.0	139	27.9	0	0.0	NE			NE	NE	NE		NE	NE	NE	NE		NE	NE	NE	NE		NE		NE	NE	NE
Infections and infestations	Tracheobronchitis	Rest of World	57	11.5	1	1.8	59	11.8	0	0.0		*	Quasi-complete separation of data points detected.				*	ERROR: Error in computing the link function, its derivatives, or the variance function.			NE		Algorithm converged.	NE	NE	NE		NE		Algorithm converged.	NE	NE
Infections and infestations	Tuberculosis	Western Europe/United States/Canada/Australia	298	60.2	0	0.0	300	60.2	1	0.3		*	Quasi-complete separation of data points detected.				*	ERROR: The mean parameter is either invalid or at a limit of its range for some observations.			0.00		Algorithm converged.	0.00	NE	0.9999	NE	>999.99		Algorithm converged.	0.00	NE
Infections and infestations	Tuberculosis	Asia	140	28.3	0	0.0	139	27.9	0	0.0	NE			NE	NE	NE		NE	NE	NE	NE		NE	NE	NE	NE		NE		NE	NE	NE
Infections and infestations	Tuberculosis	Rest of World	57	11.5	0	0.0	59	11.8	0	0.0	NE			NE	NE	NE		NE	NE	NE	NE		NE	NE	NE	NE		NE		NE	NE	NE
Infections and infestations	Upper respiratory tract infection	Western Europe/United States/Canada/Australia	298	60.2	1	0.3	300	60.2	1	0.3	1.01		Convergence criterion (GCONV=1E-8) satisfied.	0.06	16.17	0.000		Algorithm converged.	-0.009	0.009	1.01		Algorithm converged.	0.06	16.02	0.9962	0.9301	0.99		Algorithm converged.	0.06	15.81
Infections and infestations	Upper respiratory tract infection	Asia	140	28.3	1	0.7	139	27.9	2	1.4	0.49		Convergence criterion (GCONV=1E-8) satisfied.	0.04	5.50	-0.007		Algorithm converged.	-0.031	0.017	0.50		Algorithm converged.	0.05	5.41	0.5656		2.01		Algorithm converged.	0.18	21.96
Infections and infestations	Upper respiratory tract infection	Rest of World	57	11.5	0	0.0	59	11.8	0	0.0	NE			NE	NE	NE		NE	NE	NE	NE		NE	NE	NE	NE		NE		NE	NE	NE
Infections and infestations	Urinary tract infection	Western Europe/United States/Canada/Australia	298	60.2	5	1.7	300	60.2	5	1.7	1.01		Convergence criterion (GCONV=1E-8) satisfied.	0.29	3.51	0.000		Algorithm converged.	-0.020	0.021	1.01		Algorithm converged.	0.29	3.44	0.9915	0.3961	0.99		Algorithm converged.	0.29	3.40
Infections and infestations	Urinary tract infection	Asia	140	28.3	3	2.1	139	27.9	1	0.7	3.02		Convergence criterion (GCONV=1E-8) satisfied.	0.31	29.40	0.014		Algorithm converged.	-0.014	0.042	2.98		Algorithm converged.	0.31	28.29	0.3419		0.34		Algorithm converged.	0.04	3.19
Infections and infestations	Urinary tract infection	Rest of World	57	11.5	1	1.8	59	11.8	0	0.0		*	Quasi-complete separation of data points detected.				*	ERROR: Error in computing the link function, its derivatives, or the variance function.			NE		Algorithm converged.	NE	NE	NE		NE		Algorithm converged.	NE	NE
Infections and infestations	Viral infection	Western Europe/United States/Canada/Australia	298	60.2	1	0.3	300	60.2	0	0.0		*	Quasi-complete separation of data points detected.				*	WARNING: Negative of Hessian not positive definite.			NE		Algorithm converged.	NE	NE	NE	NE	NE		Algorithm converged.	NE	NE
Infections and infestations	Viral infection	Asia	140	28.3	0	0.0	139	27.9	0	0.0	NE			NE	NE	NE		NE	NE	NE	NE		NE	NE	NE	NE		NE		NE	NE	NE
Infections and infestations	Viral infection	Rest of World	57	11.5	0	0.0	59	11.8	0	0.0	NE			NE	NE	NE		NE	NE	NE	NE		NE	NE	NE	NE		NE		NE	NE	NE
Infections and infestations	Wound infection bacterial	Western Europe/United States/Canada/Australia	298	60.2	0	0.0	300	60.2	1	0.3		*	Quasi-complete separation of data points detected.				*	ERROR: The mean parameter is either invalid or at a limit of its range for some observations.			0.00		Algorithm converged.	0.00	NE	0.9999	NE	>999.99		Algorithm converged.	0.00	NE
Infections and infestations	Wound infection bacterial	Asia	140	28.3	0	0.0	139	27.9	0	0.0	NE			NE	NE	NE		NE	NE	NE	NE		NE	NE	NE	NE		NE		NE	NE	NE
Infections and infestations	Wound infection bacterial	Rest of World	57	11.5	0	0.0	59	11.8	0	0.0	NE			NE	NE	NE		NE	NE	NE	NE		NE	NE	NE	NE		NE		NE	NE	NE
Injury, poisoning and procedural complications		Western Europe/United States/Canada/Australia	298	60.2	5	1.7	300	60.2	5	1.7	1.01		Convergence criterion (GCONV=1E-8) satisfied.	0.29	3.51	0.000		Algorithm converged.	-0.020	0.021	1.01		Algorithm converged.	0.29	3.44	0.9915	0.9998	0.99		Algorithm converged.	0.29	3.40
Injury, poisoning and procedural complications		Asia	140	28.3	0	0.0	139	27.9	0	0.0	NE			NE	NE	NE		NE	NE	NE	NE		NE	NE	NE	NE		NE		NE	NE	NE
Injury, poisoning and procedural complications		Rest of World	57	11.5	1	1.8	59	11.8	1	1.7	1.04		Convergence criterion (GCONV=1E-8) satisfied.	0.06	16.96	0.001		Algorithm converged.	-0.047	0.048	1.04		Algorithm converged.	0.07	16.16	0.9804		0.97		Algorithm converged.	0.06	15.08
Injury, poisoning and procedural complications	Compression fracture	Western Europe/United States/Canada/Australia	298	60.2	1	0.3	300	60.2	0	0.0		*	Quasi-complete separation of data points detected.				*	WARNING: The relative Hessian convergence criterion of 44.806790292 is greater than the limit of 0.0001. The convergence is questionable.			NE		Algorithm converged.	NE	NE	NE	NE	NE		Algorithm converged.	NE	NE
Injury, poisoning and procedural complications	Compression fracture	Asia	140	28.3	0	0.0	139	27.9	0	0.0	NE			NE	NE	NE		NE	NE	NE	NE		NE	NE	NE	NE		NE		NE	NE	NE
Injury, poisoning and procedural complications	Compression fracture	Rest of World	57	11.5	0	0.0	59	11.8	0	0.0	NE			NE	NE	NE		NE	NE	NE	NE		NE	NE	NE	NE		NE		NE	NE	NE
Injury, poisoning and procedural complications	Hip fracture	Western Europe/United States/Canada/Australia	298	60.2	1	0.3	300	60.2	2	0.7	0.50		Convergence criterion (GCONV=1E-8) satisfied.	0.05	5.56	-0.003		Algorithm converged.	-0.015	0.008	0.50		Algorithm converged.	0.05	5.52	0.5743	NE	1.99		Algorithm converged.	0.18	21.79
Injury, poisoning and procedural complications	Hip fracture	Asia	140	28.3	0	0.0	139	27.9	0	0.0	NE			NE	NE	NE		NE	NE	NE	NE		NE	NE	NE	NE		NE		NE	NE	NE
Injury, poisoning and procedural complications	Hip fracture	Rest of World	57	11.5	0	0.0	59	11.8	0	0.0	NE			NE	NE	NE		NE	NE	NE	NE		NE	NE	NE	NE		NE		NE	NE	NE
Injury, poisoning and procedural complications	Infusion related reaction	Western Europe/United States/Canada/Australia	298	60.2	0	0.0	300	60.2	1	0.3		*	Quasi-complete separation of data points detected.				*	ERROR: The mean parameter is either invalid or at a limit of its range for some observations.			0.00		Algorithm converged.	0.00	NE	0.9999	NE	>999.99		Algorithm converged.	0.00	NE
Injury, poisoning and procedural complications	Infusion related reaction	Asia	140	28.3	0	0.0	139	27.9	0	0.0	NE			NE	NE	NE		NE	NE	NE	NE		NE	NE	NE	NE		NE		NE	NE	NE
Injury, poisoning and procedural complications	Infusion related reaction	Rest of World	57	11.5	0	0.0	59	11.8	0	0.0	NE			NE	NE	NE		NE	NE	NE	NE		NE	NE	NE	NE		NE		NE	NE	NE
Injury, poisoning and procedural complications	Injury	Western Europe/United States/Canada/Australia	298	60.2	1	0.3	300	60.2	1	0.3	1.01		Convergence criterion (GCONV=1E-8) satisfied.	0.06	16.17	0.000		Algorithm converged.	-0.009	0.009	1.01		Algorithm converged.	0.06	16.02	0.9962	1.0000	0.99		Algorithm converged.	0.06	15.81
Injury, poisoning and procedural complications	Injury	Asia	140	28.3	0	0.0	139	27.9	0	0.0	NE			NE	NE	NE		NE	NE	NE	NE		NE	NE	NE	NE		NE		NE	NE	NE
Injury, poisoning and procedural complications	Injury	Rest of World	57	11.5	0	0.0	59	11.8	0	0.0	NE			NE	NE	NE		NE	NE	NE	NE		NE	NE	NE	NE		NE		NE	NE	NE
Injury, poisoning and procedural complications	Lower limb fracture	Western Europe/United States/Canada/Australia	298	60.2	0	0.0	300	60.2	0	0.0	NE			NE	NE	NE		NE	NE	NE	NE		NE	NE	NE	NE	NE	NE		NE	NE	NE
Injury, poisoning and procedural complications	Lower limb fracture	Asia	140	28.3	0	0.0	139	27.9	0	0.0	NE			NE	NE	NE		NE	NE	NE	NE		NE	NE	NE	NE		NE		NE	NE	NE
Injury, poisoning and procedural complications	Lower limb fracture	Rest of World	57	11.5	1	1.8	59	11.8	0	0.0		*	Quasi-complete separation of data points detected.				*	ERROR: Error in computing the link function, its derivatives, or the variance function.			NE		Algorithm converged.	NE	NE	NE		NE		Algorithm converged.	NE	NE

Injury, poisoning and procedural complications	Lumbar vertebral fracture	Western Europe/United States/Canada/Australia	298	60.2	0	0.0	300	60.2	1	0.3		*	Quasi-complete separation of data points detected.				*	ERROR: The mean parameter is either invalid or at a limit of its range for some observations.			0.00		Algorithm converged.	0.00	NE	0.9999	NE	>999.99		Algorithm converged.	0.00	NE
Injury, poisoning and procedural complications	Lumbar vertebral fracture	Asia	140	28.3	0	0.0	139	27.9	0	0.0	NE			NE	NE	NE		NE	NE	NE	NE		NE	NE	NE	NE		NE		NE	NE	NE
Injury, poisoning and procedural complications	Lumbar vertebral fracture	Rest of World	57	11.5	0	0.0	59	11.8	0	0.0	NE			NE	NE	NE		NE	NE	NE	NE		NE	NE	NE	NE		NE		NE	NE	NE
Injury, poisoning and procedural complications	Peroneal nerve injury	Western Europe/United States/Canada/Australia	298	60.2	1	0.3	300	60.2	0	0.0		*	Quasi-complete separation of data points detected.				*	WARNING: Negative of Hessian not positive definite.			NE		Algorithm converged.	NE	NE	NE	NE	NE		Algorithm converged.	NE	NE
Injury, poisoning and procedural complications	Peroneal nerve injury	Asia	140	28.3	0	0.0	139	27.9	0	0.0	NE			NE	NE	NE		NE	NE	NE	NE		NE	NE	NE	NE		NE		NE	NE	NE
Injury, poisoning and procedural complications	Peroneal nerve injury	Rest of World	57	11.5	0	0.0	59	11.8	0	0.0	NE			NE	NE	NE		NE	NE	NE	NE		NE	NE	NE	NE		NE		NE	NE	NE
Injury, poisoning and procedural complications	Post lumbar puncture syndrome	Western Europe/United States/Canada/Australia	298	60.2	1	0.3	300	60.2	0	0.0		*	Quasi-complete separation of data points detected.				*	WARNING: Negative of Hessian not positive definite.			NE		Algorithm converged.	NE	NE	NE	NE	NE		Algorithm converged.	NE	NE
Injury, poisoning and procedural complications	Post lumbar puncture syndrome	Asia	140	28.3	0	0.0	139	27.9	0	0.0	NE			NE	NE	NE		NE	NE	NE	NE		NE	NE	NE	NE		NE		NE	NE	NE
Injury, poisoning and procedural complications	Post lumbar puncture syndrome	Rest of World	57	11.5	0	0.0	59	11.8	0	0.0	NE			NE	NE	NE		NE	NE	NE	NE		NE	NE	NE	NE		NE		NE	NE	NE
Injury, poisoning and procedural complications	Skull fracture	Western Europe/United States/Canada/Australia	298	60.2	1	0.3	300	60.2	0	0.0		*	Quasi-complete separation of data points detected.				*	WARNING: Negative of Hessian not positive definite.			NE		Algorithm converged.	NE	NE	NE	NE	NE		Algorithm converged.	NE	NE
Injury, poisoning and procedural complications	Skull fracture	Asia	140	28.3	0	0.0	139	27.9	0	0.0	NE			NE	NE	NE		NE	NE	NE	NE		NE	NE	NE	NE		NE		NE	NE	NE
Injury, poisoning and procedural complications	Skull fracture	Rest of World	57	11.5	0	0.0	59	11.8	0	0.0	NE			NE	NE	NE		NE	NE	NE	NE		NE	NE	NE	NE		NE		NE	NE	NE
Injury, poisoning and procedural complications	Spinal column injury	Western Europe/United States/Canada/Australia	298	60.2	0	0.0	300	60.2	0	0.0	NE			NE	NE	NE		NE	NE	NE	NE		NE	NE	NE	NE	NE	NE		NE	NE	NE
Injury, poisoning and procedural complications	Spinal column injury	Asia	140	28.3	0	0.0	139	27.9	0	0.0	NE			NE	NE	NE		NE	NE	NE	NE		NE	NE	NE	NE		NE		NE	NE	NE
Injury, poisoning and procedural complications	Spinal column injury	Rest of World	57	11.5	0	0.0	59	11.8	1	1.7		*	Quasi-complete separation of data points detected.				*	WARNING: The relative Hessian convergence criterion of 10.540168611 is greater than the limit of 0.0001. The convergence is questionable.			0.00		Algorithm converged.	0.00	NE	0.9999		>999.99		Algorithm converged.	0.00	NE
Injury, poisoning and procedural complications	Thoracic vertebral fracture	Western Europe/United States/Canada/Australia	298	60.2	0	0.0	300	60.2	1	0.3		*	Quasi-complete separation of data points detected.				*	ERROR: The mean parameter is either invalid or at a limit of its range for some observations.			0.00		Algorithm converged.	0.00	NE	0.9999	NE	>999.99		Algorithm converged.	0.00	NE
Injury, poisoning and procedural complications	Thoracic vertebral fracture	Asia	140	28.3	0	0.0	139	27.9	0	0.0	NE			NE	NE	NE		NE	NE	NE	NE		NE	NE	NE	NE		NE		NE	NE	NE
Injury, poisoning and procedural complications	Thoracic vertebral fracture	Rest of World	57	11.5	0	0.0	59	11.8	0	0.0	NE			NE	NE	NE		NE	NE	NE	NE		NE	NE	NE	NE		NE		NE	NE	NE
Investigations		Western Europe/United States/Canada/Australia	298	60.2	34	11.4	300	60.2	32	10.7	1.08		Convergence criterion (GCONV=1E-8) satisfied.	0.65	1.80	0.007		Algorithm converged.	-0.043	0.058	1.07		Algorithm converged.	0.68	1.69	0.7720	0.7435	0.93		Algorithm converged.	0.59	1.47
Investigations		Asia	140	28.3	57	40.7	139	27.9	53	38.1	1.11		Convergence criterion (GCONV=1E-8) satisfied.	0.69	1.80	0.026		Algorithm converged.	-0.089	0.140	1.07		Algorithm converged.	0.80	1.43	0.6589		0.94		Algorithm converged.	0.70	1.25
Investigations		Rest of World	57	11.5	3	5.3	59	11.8	5	8.5	0.60		Convergence criterion (GCONV=1E-8) satisfied.	0.14	2.64	-0.032		Algorithm converged.	-0.124	0.060	0.62		Algorithm converged.	0.16	2.48	0.5000		1.61		Algorithm converged.	0.40	6.43
Investigations	Alanine aminotransferase increased	Western Europe/United States/Canada/Australia	298	60.2	1	0.3	300	60.2	0	0.0		*	Quasi-complete separation of data points detected.				*	WARNING: Negative of Hessian not positive definite.			NE		Algorithm converged.	NE	NE	NE	NE	NE		Algorithm converged.	NE	NE
Investigations	Alanine aminotransferase increased	Asia	140	28.3	2	1.4	139	27.9	1	0.7	2.00		Convergence criterion (GCONV=1E-8) satisfied.	0.18	22.31	0.007		Algorithm converged.	-0.017	0.031	1.99		Algorithm converged.	0.18	21.65	0.5736		0.50		Algorithm converged.	0.05	5.49
Investigations	Alanine aminotransferase increased	Rest of World	57	11.5	0	0.0	59	11.8	0	0.0	NE			NE	NE	NE		NE	NE	NE	NE		NE	NE	NE	NE		NE		NE	NE	NE
Investigations	Amylase increased	Western Europe/United States/Canada/Australia	298	60.2	0	0.0	300	60.2	1	0.3		*	Quasi-complete separation of data points detected.				*	ERROR: The mean parameter is either invalid or at a limit of its range for some observations.			0.00		Algorithm converged.	0.00	NE	0.9999	NE	>999.99		Algorithm converged.	0.00	NE
Investigations	Amylase increased	Asia	140	28.3	0	0.0	139	27.9	0	0.0	NE			NE	NE	NE		NE	NE	NE	NE		NE	NE	NE	NE		NE		NE	NE	NE
Investigations	Amylase increased	Rest of World	57	11.5	0	0.0	59	11.8	2	3.4		*	Quasi-complete separation of data points detected.				*	WARNING: The relative Hessian convergence criterion of 6.3921098555 is greater than the limit of 0.0001. The convergence is questionable.			0.00		Algorithm converged.	0.00	NE	0.9999		>999.99		Algorithm converged.	0.00	NE
Investigations	Aspartate aminotransferase increased	Western Europe/United States/Canada/Australia	298	60.2	0	0.0	300	60.2	0	0.0	NE			NE	NE	NE		NE	NE	NE	NE		NE	NE	NE	NE	NE	NE		NE	NE	NE
Investigations	Aspartate aminotransferase increased	Asia	140	28.3	1	0.7	139	27.9	0	0.0		*	Quasi-complete separation of data points detected.				*	WARNING: Negative of Hessian not positive definite.			NE		Algorithm converged.	NE	NE	NE		NE		Algorithm converged.	NE	NE
Investigations	Aspartate aminotransferase increased	Rest of World	57	11.5	0	0.0	59	11.8	0	0.0	NE			NE	NE	NE		NE	NE	NE	NE		NE	NE	NE	NE		NE		NE	NE	NE
Investigations	Blood alkaline phosphatase	Western Europe/United States/Canada/Australia	298	60.2	0	0.0	300	60.2	0	0.0	NE			NE	NE	NE		NE	NE	NE	NE		NE	NE	NE	NE	NE	NE		NE	NE	NE
Investigations	Blood alkaline phosphatase	Asia	140	28.3	1	0.7	139	27.9	0	0.0		*	Quasi-complete separation of data points detected.				*	ERROR: Error in computing the link function, its derivatives, or the variance function.			NE		Algorithm converged.	NE	NE	NE		NE		Algorithm converged.	NE	NE
Investigations	Blood alkaline phosphatase	Rest of World	57	11.5	0	0.0	59	11.8	0	0.0	NE			NE	NE	NE		NE	NE	NE	NE		NE	NE	NE	NE		NE		NE	NE	NE
Investigations	Blood creatinine increased	Western Europe/United States/Canada/Australia	298	60.2	0	0.0	300	60.2	1	0.3		*	Quasi-complete separation of data points detected.				*	ERROR: The mean parameter is either invalid or at a limit of its range for some observations.			0.00		Algorithm converged.	0.00	NE	0.9999	NE	>999.99		Algorithm converged.	0.00	NE
Investigations	Blood creatinine increased	Asia	140	28.3	0	0.0	139	27.9	0	0.0	NE			NE	NE	NE		NE	NE	NE	NE		NE	NE	NE	NE		NE		NE	NE	NE
Investigations	Blood creatinine increased	Rest of World	57	11.5	0	0.0	59	11.8	0	0.0	NE			NE	NE	NE		NE	NE	NE	NE		NE	NE	NE	NE		NE		NE	NE	NE
Investigations	Blood culture positive	Western Europe/United States/Canada/Australia	298	60.2	0	0.0	300	60.2	1	0.3		*	Quasi-complete separation of data points detected.				*	ERROR: The mean parameter is either invalid or at a limit of its range for some observations.			0.00		Algorithm converged.	0.00	NE	0.9999	NE	>999.99		Algorithm converged.	0.00	NE
Investigations	Blood culture positive	Asia	140	28.3	0	0.0	139	27.9	0	0.0	NE			NE	NE	NE		NE	NE	NE	NE		NE	NE	NE	NE		NE		NE	NE	NE
Investigations	Blood culture positive	Rest of World	57	11.5	0	0.0	59	11.8	0	0.0	NE			NE	NE	NE		NE	NE	NE	NE		NE	NE	NE	NE		NE		NE	NE	NE
Investigations	Blood glucose decreased	Western Europe/United States/Canada/Australia	298	60.2	0	0.0	300	60.2	0	0.0	NE			NE	NE	NE		NE	NE	NE	NE		NE	NE	NE	NE	NE	NE		NE	NE	NE
Investigations	Blood glucose decreased	Asia	140	28.3	0	0.0	139	27.9	1	0.7		*	Quasi-complete separation of data points detected.				*	WARNING: The relative Hessian convergence criterion of 19.480043228 is greater than the limit of 0.0001. The convergence is questionable.			0.00		Algorithm converged.	0.00	NE	0.9999		>999.99		Algorithm converged.	0.00	NE
Investigations	Blood glucose decreased	Rest of World	57	11.5	0	0.0	59	11.8	0	0.0	NE			NE	NE	NE		NE	NE	NE	NE		NE	NE	NE	NE		NE		NE	NE	NE
Investigations	Blood glucose increased	Western Europe/United States/Canada/Australia	298	60.2	0	0.0	300	60.2	0	0.0	NE			NE	NE	NE		NE	NE	NE	NE		NE	NE	NE	NE	NE	NE		NE	NE	NE
Investigations	Blood glucose increased	Asia	140	28.3	1	0.7	139	27.9	0	0.0		*	Quasi-complete separation of data points detected.				*	WARNING: Negative of Hessian not positive definite.			NE		Algorithm converged.	NE	NE	NE		NE		Algorithm converged.	NE	NE
Investigations	Blood glucose increased	Rest of World	57	11.5	0	0.0	59	11.8	0	0.0	NE			NE	NE	NE		NE	NE	NE	NE		NE	NE	NE	NE		NE		NE	NE	NE
Investigations	Blood triglycerides increased	Western Europe/United States/Canada/Australia	298	60.2	0	0.0	300	60.2	0	0.0	NE			NE	NE	NE		NE	NE	NE	NE		NE	NE	NE	NE	NE	NE		NE	NE	NE
Investigations	Blood triglycerides increased	Asia	140	28.3	0	0.0	139	27.9	1	0.7		*	Quasi-complete separation of data points detected.				*	WARNING: The relative Hessian convergence criterion of 19.480043432 is greater than the limit of 0.0001. The convergence is questionable.			0.00		Algorithm converged.	0.00	NE	0.9999		>999.99		Algorithm converged.	0.00	NE
Investigations	Blood triglycerides increased	Rest of World	57	11.5	0	0.0	59	11.8	0	0.0	NE			NE	NE	NE		NE	NE	NE	NE		NE	NE	NE	NE		NE		NE	NE	NE
Investigations	C-reactive protein increased	Western Europe/United States/Canada/Australia	298	60.2	1	0.3	300	60.2	0	0.0		*	Quasi-complete separation of data points detected.				*	WARNING: Negative of Hessian not positive definite.			NE		Algorithm converged.	NE	NE	NE	NE	NE		Algorithm converged.	NE	NE
Investigations	C-reactive protein increased	Asia	140	28.3	0	0.0	139	27.9	0	0.0	NE			NE	NE	NE		NE	NE	NE	NE		NE	NE	NE	NE		NE		NE	NE	NE
Investigations	C-reactive protein increased	Rest of World	57	11.5	0	0.0	59	11.8	0	0.0	NE			NE	NE	NE		NE	NE	NE	NE		NE	NE	NE	NE		NE		NE	NE	NE
Investigations	Coronavirus test positive	Western Europe/United States/Canada/Australia	298	60.2	1	0.3	300	60.2	0	0.0		*	Quasi-complete separation of data points detected.				*	WARNING: Negative of Hessian not positive definite.			NE		Algorithm converged.	NE	NE	NE		NE		Algorithm converged.	NE	NE
Investigations	Coronavirus test positive	Asia	140	28.3	0	0.0	139	27.9	0	0.0	NE			NE	NE	NE		NE	NE	NE	NE		NE	NE	NE	NE		NE		NE	NE	NE
Investigations	Coronavirus test positive	Rest of World	57	11.5	0	0.0	59	11.8	0	0.0	NE			NE	NE	NE		NE	NE	NE	NE		NE	NE	NE	NE		NE		NE	NE	NE
Investigations	Ejection fraction decreased	Western Europe/United States/Canada/Australia	298	60.2	0	0.0	300	60.2	1	0.3		*	Quasi-complete separation of data points detected.				*	ERROR: The mean parameter is either invalid or at a limit of its range for some observations.			0.00		Algorithm converged.	0.00	NE	0.9999	NE	>999.99		Algorithm converged.	0.00	NE
Investigations	Ejection fraction decreased	Asia	140	28.3	0	0.0	139	27.9	0	0.0	NE			NE	NE	NE		NE	NE	NE	NE		NE	NE	NE	NE		NE		NE	NE	NE
Investigations	Ejection fraction decreased	Rest of World	57	11.5	1	1.8	59	11.8	0	0.0		*	Quasi-complete separation of data points detected.				*	ERROR: Error in computing the link function, its derivatives, or the variance function.			NE		Algorithm converged.	NE	NE	NE		NE		Algorithm converged.	NE	NE
Investigations	Gamma-glutamyltransferase increased	Western Europe/United States/Canada/Australia	298	60.2	1	0.3	300	60.2	0	0.0		*	Quasi-complete separation of data points detected.				*	WARNING: Negative of Hessian not positive definite.			NE		Algorithm converged.	NE	NE	NE	0.4255	NE		Algorithm converged.	NE	NE
Investigations	Gamma-glutamyltransferase increased	Asia	140	28.3	1	0.7	139	27.9	1	0.7	0.99		Convergence criterion (GCONV=1E-8) satisfied.	0.06	16.03	0.000		Algorithm converged.	-0.020	0.020	0.99		Algorithm converged.	0.06	15.72	0.9959		1.01		Algorithm converged.	0.06	15.94
Investigations	Gamma-glutamyltransferase increased	Rest of World	57	11.5	1	1.8	59	11.8	2	3.4	0.51		Convergence criterion (GCONV=1E-8) satisfied.	0.04	5.77	-0.016		Algorithm converged.	-0.074	0.041	0.52		Algorithm converged.	0.05	5.55	0.5864		1.93		Algorithm converged.	0.18	20.73
Investigations	Lipase increased	Western Europe/United States/Canada/Australia	298	60.2	0	0.0	300	60.2	2	0.7		*	Quasi-complete separation of data points detected.				*	ERROR: The mean parameter is either invalid or at a limit of its range for some observations.			0.00		Algorithm converged.	0.00	NE	0.9999	0.1807	>999.99		Algorithm converged.	0.00	NE
Investigations	Lipase increased	Asia	140	28.3	2	1.4	139	27.9	2	1.4	0.99		Convergence criterion (GCONV=1E-8) satisfied.	0.14	7.15	0.000		Algorithm converged.	-0.028	0.028	0.99		Algorithm converged.	0.14	6.95	0.9942		1.01		Algorithm converged.	0.14	7.05
Investigations	Lipase increased	Rest of World	57	11.5	0	0.0	59	11.8	2	3.4		*	Quasi-complete separation of data points detected.				*	WARNING: The relative Hessian convergence criterion of 6.3921098555 is greater than the limit of 0.0001. The convergence is questionable.			0.00		Algorithm converged.	0.00	NE	0.9999		>999.99		Algorithm converged.	0.00	NE
Investigations	Liver function test increased	Western Europe/United States/Canada/Australia	298	60.2	1	0.3	300	60.2	0	0.0		*	Quasi-complete separation of data points detected.				*	WARNING: The relative Hessian convergence criterion of 44.806790292 is greater than the limit of 0.0001. The convergence is questionable.			NE		Algorithm converged.	NE	NE	NE	NE	NE		Algorithm converged.	NE	NE
Investigations	Liver function test increased	Asia	140	28.3	0	0.0	139	27.9	0	0.0	NE			NE	NE	NE		NE	NE	NE	NE		NE	NE	NE	NE		NE		NE	NE	NE
Investigations	Liver function test increased	Rest of World	57	11.5	0	0.0	59	11.8	0	0.0	NE			NE	NE	NE		NE	NE	NE	NE		NE	NE	NE	NE		NE		NE	NE	NE
Investigations	Lymphocyte count decreased	Western Europe/United States/Canada/Australia	298	60.2	6	2.0	300	60.2	5	1.7	1.21		Convergence criterion (GCONV=1E-8) satisfied.	0.37	4.02	0.003		Algorithm converged.	-0.018	0.025	1.21		Algorithm converged.	0.37	3.92	0.7527	0.5466	0.83		Algorithm converged.	0.26	2.68
Investigations	Lymphocyte count decreased	Asia	140	28.3	15	10.7	139	27.9	12	8.6	1.27		Convergence criterion (GCONV=1E-8) satisfied.	0.57	2.82	0.021		Algorithm converged.	-0.049	0.090	1.24		Algorithm converged.	0.60	2.55	0.5576		0.81		Algorithm converged.	0.39	1.66
Investigations	Lymphocyte count decreased	Rest of World	57	11.5	1	1.8	59	11.8	0	0.0		*	Quasi-complete separation of data points detected.				*	ERROR: Error in computing the link function, its derivatives, or the variance function.			NE		Algorithm converged.	NE	NE	NE		NE		Algorithm converged.	NE	NE
Investigations	Neutrophil count decreased	Western Europe/United States/Canada/Australia	298	60.2	18	6.0	300	60.2	20	6.7	0.90		Convergence criterion (GCONV=1E-8) satisfied.	0.47	1.74	-0.006		Algorithm converged.	-0.045	0.033	0.91		Algorithm converged.	0.49	1.68	0.7537	NE	1.10		Algorithm converged.	0.60	2.04
Investigations	Neutrophil count decreased	Asia	140	28.3	42	30.0	139	27.9	34	24.5	1.32		Convergence criterion (GCONV=1E-8) satisfied.	0.78	2.25	0.055		Algorithm converged.	-0.049	0.160	1.23		Algorithm converged.	0.83	1.81	0.3006		0.82		Algorithm converged.	0.55	1.20
Investigations	Neutrophil count decreased	Rest of World	57	11.5	0	0.0	59	11.8	0	0.0	NE			NE	NE	NE		NE	NE	NE	NE		NE	NE	NE	NE		NE		NE	NE	NE
Investigations	Oxygen saturation decreased	Western Europe/United States/Canada/Australia	298	60.2	0	0.0	300	60.2	1	0.3		*	Quasi-complete separation of data points detected.				*	ERROR: The mean parameter is either invalid or at a limit of its range for some observations.			0.00		Algorithm converged.	0.00	NE	0.9999	NE	>999.99		Algorithm converged.	0.00	NE
Investigations	Oxygen saturation decreased	Asia	140	28.3	0	0.0	139	27.9	0	0.0	NE			NE	NE	NE		NE	NE	NE	NE		NE	NE	NE	NE		NE		NE	NE	NE
Investigations	Oxygen saturation decreased	Rest of World	57	11.5	0	0.0	59	11.8	0	0.0	NE			NE	NE	NE		NE	NE	NE	NE		NE	NE	NE	NE		NE		NE	NE	NE
Investigations	Platelet count decreased	Western Europe/United States/Canada/Australia	298	60.2	8	2.7	300	60.2	2	0.7	4.11		Convergence criterion (GCONV=1E-8) satisfied.	0.87	19.52	0.020		Algorithm converged.	0.000	0.041	4.03		Algorithm converged.	0.86	18.81	0.0765	0.1568	0.25		Algorithm converged.	0.05	1.16
Investigations	Platelet count decreased	Asia	140	28.3	9	6.4	139	27.9	11	7.9	0.80		Convergence criterion (GCONV=1E-8) satisfied.	0.32	1.99	-0.015		Algorithm converged.	-0.075	0.046	0.81		Algorithm converged.	0.35	1.90	0.6314		1.23		Algorithm converged.	0.53	2.88
Investigations	Platelet count decreased	Rest of World	57	11.5	0	0.0	59	11.8	0	0.0	NE			NE	NE	NE		NE	NE	NE	NE		NE	NE	NE	NE		NE		NE	NE	NE
Investigations	Troponin I increased	Western Europe/United States/Canada/Australia	298	60.2	0	0.0	300	60.2	1	0.3		*	Quasi-complete separation of data points detected.				*	ERROR: The mean parameter is either invalid or at a limit of its range for some observations.			0.00		Algorithm converged.	0.00	NE	0.9999	NE	>999.99		Algorithm converged.	0.00	NE
Investigations	Troponin I increased	Asia	140	28.3	0	0.0	139	27.9	0	0.0	NE			NE	NE	NE		NE	NE	NE	NE		NE	NE	NE	NE		NE		NE	NE	NE
Investigations	Troponin I increased	Rest of World	57	11.5	0	0.0	59	11.8	0	0.0	NE			NE	NE	NE		NE	NE	NE	NE		NE	NE	NE	NE		NE		NE	NE	NE
Investigations	Troponin T increased	Western Europe/United States/Canada/Australia	298	60.2	1	0.3	300	60.2	0	0.0		*	Quasi-complete separation of data points detected.				*	WARNING: Negative of Hessian not positive definite.			NE		Algorithm converged.	NE	NE	NE	NE	NE		Algorithm converged.	NE	NE
Investigations	Troponin T increased	Asia	140	28.3	0	0.0	139	27.9	0	0.0	NE			NE	NE	NE		NE	NE	NE	NE		NE	NE	NE	NE		NE		NE	NE	NE
Investigations	Troponin T increased	Rest of World	57	11.5	0	0.0	59	11.8	0	0.0	NE			NE	NE	NE		NE	NE	NE	NE		NE	NE	NE	NE		NE		NE	NE	NE
Investigations	Weight decreased	Western Europe/United States/Canada/Australia	298	60.2	4	1.3	300	60.2	1	0.3	4.07		Convergence criterion (GCONV=1E-8) satisfied.	0.45	36.61	0.010		Algorithm converged.	-0.005	0.025	4.03		Algorithm converged.	0.45	35.82	0.2116	NE	0.25		Algorithm converged.	0.03	2.21
Investigations	Weight decreased	Asia	140	28.3	0	0.0	139	27.9	1	0.7		*	Quasi-complete separation of data points detected.				*	WARNING: The relative Hessian convergence criterion of 19.480043432 is greater than the limit of 0.0001. The convergence is questionable.			0.00		Algorithm converged.	0.00	NE	0.9999		>999.99		Algorithm converged.	0.00	NE
Investigations	Weight decreased	Rest of World	57	11.5	0	0.0	59	11.8	0	0.0	NE			NE	NE	NE		NE	NE	NE	NE		NE	NE	NE	NE		NE		NE	NE	NE
Investigations	Weight increased	Western Europe/United States/Canada/Australia	298	60.2	1	0.3	300	60.2	0	0.0		*	Quasi-complete separation of data points detected.				*	WARNING: Negative of Hessian not positive definite.			NE		Algorithm converged.	NE	NE	NE	NE	NE		Algorithm converged.	NE	NE
Investigations	Weight increased	Asia	140	28.3	0	0.0	139	27.9	3	2.2		*	Quasi-complete separation of data points detected.				*	WARNING: The relative Hessian convergence criterion of 9.2384695337 is greater than the limit of 0.0001. The convergence is questionable.			0.00		Algorithm converged.	0.00	NE	0.9999		>999.99		Algorithm converged.	0.00	NE
Investigations	Weight increased	Rest of World	57	11.5	0	0.0	59	11.8	0	0.0	NE			NE	NE	NE		NE	NE	NE	NE		NE	NE	NE	NE		NE		NE	NE	NE
Investigations	White blood cell count decreased	Western Europe/United States/Canada/Australia	298	60.2	11	3.7	300	60.2	9	3.0	1.24		Convergence criterion (GCONV=1E-8) satisfied.	0.51	3.04	0.007		Algorithm converged.	-0.022	0.036	1.23		Algorithm converged.	0.52	2.93	0.6389	0.4431	0.81		Algorithm converged.	0.34	1.93
Investigations	White blood cell count decreased	Asia	140	28.3	38	27.1	139	27.9	29	20.9	1.41		Convergence criterion (GCONV=1E-8) satisfied.	0.81	2.46	0.063		Algorithm converged.	-0.037	0.163	1.30		Algorithm converged.	0.85	1.98	0.2222		0.77		Algorithm converged.	0.50	1.17
Investigations	White blood cell count decreased	Rest of World	57	11.5	0	0.0	59	11.8	1	1.7		*	Quasi-complete separation of data points detected.				*	WARNING: The relative Hessian convergence criterion of 10.540168611 is greater than the limit of 0.0001. The convergence is questionable.			0.00		Algorithm converged.	0.00	NE	0.9999		>999.99		Algorithm converged.	0.00	NE
Investigations	White blood cell count increased	Western Europe/United States/Canada/Australia	298	60.2	1	0.3	300	60.2	0	0.0		*	Quasi-complete separation of data points detected.				*	WARNING: The relative Hessian convergence criterion of 44.806790292 is greater than the limit of 0.0001. The convergence is questionable.			NE		Algorithm converged.	NE	NE	NE	NE	NE		Algorithm converged.	NE	NE
Investigations	White blood cell count increased	Asia	140	28.3	0	0.0	139	27.9	0	0.0	NE			NE	NE	NE		NE	NE	NE	NE		NE	NE	NE	NE		NE		NE	NE	NE
Investigations	White blood cell count increased	Rest of World	57	11.5	0	0.0	59	11.8	0	0.0	NE			NE	NE	NE		NE	NE	NE	NE		NE	NE	NE	NE		NE		NE	NE	NE
Metabolism and nutrition disorders		Western Europe/United States/Canada/Australia	298	60.2	25	8.4	300	60.2	22	7.3	1.16		Convergence criterion (GCONV=1E-8) satisfied.	0.64	2.10	0.011		Algorithm converged.	-0.033	0.054	1.14		Algorithm converged.	0.66	1.98	0.6317	0.1629	0.87		Algorithm converged.	0.50	1.52
Metabolism and nutrition disorders		Asia	140	28.3	14	10.0	139	27.9	17	12.2	0.80		Convergence criterion (GCONV=1E-8) satisfied.	0.38	1.69	-0.022		Algorithm converged.	-0.096	0.051	0.82		Algorithm converged.	0.42	1.59	0.5543		1.22		Algorithm converged.	0.63	2.38
Metabolism and nutrition disorders		Rest of World	57	11.5	7	12.3	59	11.8	2	3.4	3.99		Convergence criterion (GCONV=1E-8) satisfied.	0.79	20.10	0.089		Algorithm converged.	-0.008	0.186	3.62		Algorithm converged.	0.79	16.71	0.0989		0.28		Algorithm converged.	0.06	1.27
Metabolism and nutrition disorders	Decreased appetite	Western Europe/United States/Canada/Australia	298	60.2	3	1.0	300	60.2	1	0.3	3.04		Convergence criterion (GCONV=1E-8) satisfied.	0.31	29.39	0.007		Algorithm converged.	-0.006	0.020	3.02		Algorithm converged.	0.32	28.87	0.3372	0.7556	0.33		Algorithm converged.	0.03	3.17
Metabolism and nutrition disorders	Decreased appetite	Asia	140	28.3	2	1.4	139	27.9	2	1.4	0.99		Convergence criterion (GCONV=1E-8) satisfied.	0.14	7.15	0.000		Algorithm converged.	-0.028	0.028	0.99		Algorithm converged.	0.14	6.95	0.9942		1.01		Algorithm converged.	0.14	7.05
Metabolism and nutrition disorders	Decreased appetite	Rest of World	57	11.5	0	0.0	59	11.8	0	0.0	NE			NE	NE	NE		NE	NE	NE	NE		NE	NE	NE	NE		NE		NE	NE	NE
Metabolism and nutrition disorders	Dehydration	Western Europe/United States/Canada/Australia	298	60.2	1	0.3	300	60.2	2	0.7	0.50		Convergence criterion (GCONV=1E-8) satisfied.	0.05	5.56	-0.003		Algorithm converged.	-0.015	0.008	0.50		Algorithm converged.	0.05	5.52	0.5743	0.9270	1.99		Algorithm converged.	0.18	21.79
Metabolism and nutrition disorders	Dehydration	Asia	140	28.3	0	0.0	139	27.9	0	0.0	NE			NE	NE	NE		NE	NE	NE	NE		NE	NE	NE	NE		NE		NE	NE	NE
Metabolism and nutrition disorders	Dehydration	Rest of World	57	11.5	1	1.8	59	11.8	1	1.7	1.04		Convergence criterion (GCONV=1E-8) satisfied.	0.06	16.96	0.001		Algorithm converged.	-0.047	0.048	1.04		Algorithm converged.	0.07	16.16	0.9804		0.97		Algorithm converged.	0.06	15.08
Metabolism and nutrition disorders	Diabetes mellitus	Western Europe/United States/Canada/Australia	298	60.2	0	0.0	300	60.2	0	0.0	NE			NE	NE	NE		NE	NE	NE	NE		NE	NE	NE	NE	NE	NE		NE	NE	NE
Metabolism and nutrition disorders	Diabetes mellitus	Asia	140	28.3	0	0.0	139	27.9	1	0.7		*	Quasi-complete separation of data points detected.				*	WARNING: The relative Hessian convergence criterion of 19.480043432 is greater than the limit of 0.0001. The convergence is questionable.			0.00		Algorithm converged.	0.00	NE	0.9999		>999.99		Algorithm converged.	0.00	NE

Metabolism and nutrition disorders	Diabetes mellitus	Rest of World	57	11.5	0	0.0	59	11.8	0	0.0	NE			NE	NE	NE		NE	NE	NE	NE		NE	NE	NE	NE		NE		NE	NE	NE
Metabolism and nutrition disorders	Diabetes mellitus inadequate control	Western Europe/United States/Canada/Australia	298	60.2	0	0.0	300	60.2	1	0.3		*	Quasi-complete separation of data points detected.				*	ERROR: The mean parameter is either invalid or at a limit of its range for some observations.			0.00		Algorithm converged.	0.00	NE	0.9999	NE	>999.99		Algorithm converged.	0.00	NE
Metabolism and nutrition disorders	Diabetes mellitus inadequate control	Asia	140	28.3	0	0.0	139	27.9	0	0.0	NE			NE	NE	NE		NE	NE	NE	NE		NE	NE	NE	NE		NE		NE	NE	NE
Metabolism and nutrition disorders	Diabetes mellitus inadequate control	Rest of World	57	11.5	0	0.0	59	11.8	0	0.0	NE			NE	NE	NE		NE	NE	NE	NE		NE	NE	NE	NE		NE		NE	NE	NE
Metabolism and nutrition disorders	Glucose tolerance impaired	Western Europe/United States/Canada/Australia	298	60.2	1	0.3	300	60.2	0	0.0		*	Quasi-complete separation of data points detected.				*	WARNING: Negative of Hessian not positive definite.			NE		Algorithm converged.	NE	NE	NE	NE	NE		Algorithm converged.	NE	NE
Metabolism and nutrition disorders	Glucose tolerance impaired	Asia	140	28.3	0	0.0	139	27.9	0	0.0	NE			NE	NE	NE		NE	NE	NE	NE		NE	NE	NE	NE		NE		NE	NE	NE
Metabolism and nutrition disorders	Glucose tolerance impaired	Rest of World	57	11.5	0	0.0	59	11.8	0	0.0	NE			NE	NE	NE		NE	NE	NE	NE		NE	NE	NE	NE		NE		NE	NE	NE
Metabolism and nutrition disorders	Hypercalcaemia	Western Europe/United States/Canada/Australia	298	60.2	1	0.3	300	60.2	0	0.0		*	Quasi-complete separation of data points detected.				*	WARNING: Negative of Hessian not positive definite.			NE		Algorithm converged.	NE	NE	NE	NE	NE		Algorithm converged.	NE	NE
Metabolism and nutrition disorders	Hypercalcaemia	Asia	140	28.3	0	0.0	139	27.9	0	0.0	NE			NE	NE	NE		NE	NE	NE	NE		NE	NE	NE	NE		NE		NE	NE	NE
Metabolism and nutrition disorders	Hypercalcaemia	Rest of World	57	11.5	0	0.0	59	11.8	0	0.0	NE			NE	NE	NE		NE	NE	NE	NE		NE	NE	NE	NE		NE		NE	NE	NE
Metabolism and nutrition disorders	Hyperglycaemia	Western Europe/United States/Canada/Australia	298	60.2	6	2.0	300	60.2	3	1.0	2.03		Convergence criterion (GCONV=1E-8) satisfied.	0.50	8.21	0.010		Algorithm converged.	-0.009	0.030	2.01		Algorithm converged.	0.51	7.98	0.3191	0.2618	0.50		Algorithm converged.	0.13	1.97
Metabolism and nutrition disorders	Hyperglycaemia	Asia	140	28.3	1	0.7	139	27.9	2	1.4	0.49		Convergence criterion (GCONV=1E-8) satisfied.	0.04	5.50	-0.007		Algorithm converged.	-0.031	0.017	0.50		Algorithm converged.	0.05	5.41	0.5656		2.01		Algorithm converged.	0.18	21.96
Metabolism and nutrition disorders	Hyperglycaemia	Rest of World	57	11.5	0	0.0	59	11.8	1	1.7		*	Quasi-complete separation of data points detected.				*	WARNING: The relative Hessian convergence criterion of 10.540168611 is greater than the limit of 0.0001. The convergence is questionable.			0.00		Algorithm converged.	0.00	NE	0.9999		>999.99		Algorithm converged.	0.00	NE
Metabolism and nutrition disorders	Hyperkalaemia	Western Europe/United States/Canada/Australia	298	60.2	0	0.0	300	60.2	2	0.7		*	Quasi-complete separation of data points detected.				*	ERROR: The mean parameter is either invalid or at a limit of its range for some observations.			0.00		Algorithm converged.	0.00	NE	0.9999	NE	>999.99		Algorithm converged.	0.00	NE
Metabolism and nutrition disorders	Hyperkalaemia	Asia	140	28.3	0	0.0	139	27.9	0	0.0	NE			NE	NE	NE		NE	NE	NE	NE		NE	NE	NE	NE		NE		NE	NE	NE
Metabolism and nutrition disorders	Hyperkalaemia	Rest of World	57	11.5	0	0.0	59	11.8	0	0.0	NE			NE	NE	NE		NE	NE	NE	NE		NE	NE	NE	NE		NE		NE	NE	NE
Metabolism and nutrition disorders	Hypertriglyceridaemia	Western Europe/United States/Canada/Australia	298	60.2	1	0.3	300	60.2	0	0.0		*	Quasi-complete separation of data points detected.				*	WARNING: Negative of Hessian not positive definite.			NE		Algorithm converged.	NE	NE	NE	NE	NE		Algorithm converged.	NE	NE
Metabolism and nutrition disorders	Hypertriglyceridaemia	Asia	140	28.3	1	0.7	139	27.9	1	0.7	0.99		Convergence criterion (GCONV=1E-8) satisfied.	0.06	16.03	0.000		Algorithm converged.	-0.020	0.020	0.99		Algorithm converged.	0.06	15.72	0.9959		1.01		Algorithm converged.	0.06	15.94
Metabolism and nutrition disorders	Hypertriglyceridaemia	Rest of World	57	11.5	0	0.0	59	11.8	0	0.0	NE			NE	NE	NE		NE	NE	NE	NE		NE	NE	NE	NE		NE		NE	NE	NE
Metabolism and nutrition disorders	Hyperuricaemia	Western Europe/United States/Canada/Australia	298	60.2	0	0.0	300	60.2	0	0.0	NE			NE	NE	NE		NE	NE	NE	NE		NE	NE	NE	NE	NE	NE		NE	NE	NE
Metabolism and nutrition disorders	Hyperuricaemia	Asia	140	28.3	0	0.0	139	27.9	0	0.0	NE			NE	NE	NE		NE	NE	NE	NE		NE	NE	NE	NE		NE		NE	NE	NE
Metabolism and nutrition disorders	Hyperuricaemia	Rest of World	57	11.5	2	3.5	59	11.8	0	0.0		*	Quasi-complete separation of data points detected.				*	WARNING: The relative Hessian convergence criterion of 6.6720380574 is greater than the limit of 0.0001. The convergence is questionable.			NE		Algorithm converged.	NE	NE	NE		NE		Algorithm converged.	NE	NE
Metabolism and nutrition disorders	Hypoalbuminaemia	Western Europe/United States/Canada/Australia	298	60.2	1	0.3	300	60.2	0	0.0		*	Quasi-complete separation of data points detected.				*	WARNING: Negative of Hessian not positive definite.			NE		Algorithm converged.	NE	NE	NE	NE	NE		Algorithm converged.	NE	NE
Metabolism and nutrition disorders	Hypoalbuminaemia	Asia	140	28.3	2	1.4	139	27.9	0	0.0		*	Quasi-complete separation of data points detected.				*	ERROR: Error in computing the link function, its derivatives, or the variance function.			NE		Algorithm converged.	NE	NE	NE		NE		Algorithm converged.	NE	NE
Metabolism and nutrition disorders	Hypoalbuminaemia	Rest of World	57	11.5	0	0.0	59	11.8	0	0.0	NE			NE	NE	NE		NE	NE	NE	NE		NE	NE	NE	NE		NE		NE	NE	NE
Metabolism and nutrition disorders	Hypocalcaemia	Western Europe/United States/Canada/Australia	298	60.2	1	0.3	300	60.2	2	0.7	0.50		Convergence criterion (GCONV=1E-8) satisfied.	0.05	5.56	-0.003		Algorithm converged.	-0.015	0.008	0.50		Algorithm converged.	0.05	5.52	0.5743	NE	1.99		Algorithm converged.	0.18	21.79
Metabolism and nutrition disorders	Hypocalcaemia	Asia	140	28.3	0	0.0	139	27.9	0	0.0	NE			NE	NE	NE		NE	NE	NE	NE		NE	NE	NE	NE		NE		NE	NE	NE
Metabolism and nutrition disorders	Hypocalcaemia	Rest of World	57	11.5	0	0.0	59	11.8	0	0.0	NE			NE	NE	NE		NE	NE	NE	NE		NE	NE	NE	NE		NE		NE	NE	NE
Metabolism and nutrition disorders	Hypoglycaemia	Western Europe/United States/Canada/Australia	298	60.2	0	0.0	300	60.2	0	0.0	NE			NE	NE	NE		NE	NE	NE	NE		NE	NE	NE	NE	NE	NE		NE	NE	NE
Metabolism and nutrition disorders	Hypoglycaemia	Asia	140	28.3	1	0.7	139	27.9	1	0.7	0.99		Convergence criterion (GCONV=1E-8) satisfied.	0.06	16.03	0.000		Algorithm converged.	-0.020	0.020	0.99		Algorithm converged.	0.06	15.72	0.9959		1.01		Algorithm converged.	0.06	15.94
Metabolism and nutrition disorders	Hypoglycaemia	Rest of World	57	11.5	0	0.0	59	11.8	0	0.0	NE			NE	NE	NE		NE	NE	NE	NE		NE	NE	NE	NE		NE		NE	NE	NE
Metabolism and nutrition disorders	Hypokalaemia	Western Europe/United States/Canada/Australia	298	60.2	4	1.3	300	60.2	6	2.0	0.67		Convergence criterion (GCONV=1E-8) satisfied.	0.19	2.39	-0.007		Algorithm converged.	-0.027	0.014	0.67		Algorithm converged.	0.19	2.35	0.5334	0.1908	1.49		Algorithm converged.	0.42	5.23
Metabolism and nutrition disorders	Hypokalaemia	Asia	140	28.3	6	4.3	139	27.9	5	3.6	1.20		Convergence criterion (GCONV=1E-8) satisfied.	0.36	4.03	0.007		Algorithm converged.	-0.039	0.053	1.19		Algorithm converged.	0.37	3.81	0.7679		0.84		Algorithm converged.	0.26	2.69
Metabolism and nutrition disorders	Hypokalaemia	Rest of World	57	11.5	2	3.5	59	11.8	0	0.0		*	Quasi-complete separation of data points detected.				*	WARNING: The relative Hessian convergence criterion of 6.6720380635 is greater than the limit of 0.0001. The convergence is questionable.			NE		Algorithm converged.	NE	NE	NE		NE		Algorithm converged.	NE	NE
Metabolism and nutrition disorders	Hypomagnesaemia	Western Europe/United States/Canada/Australia	298	60.2	1	0.3	300	60.2	0	0.0		*	Quasi-complete separation of data points detected.				*	WARNING: Negative of Hessian not positive definite.			NE		Algorithm converged.	NE	NE	NE	NE	NE		Algorithm converged.	NE	NE
Metabolism and nutrition disorders	Hypomagnesaemia	Asia	140	28.3	0	0.0	139	27.9	0	0.0	NE			NE	NE	NE		NE	NE	NE	NE		NE	NE	NE	NE		NE		NE	NE	NE
Metabolism and nutrition disorders	Hypomagnesaemia	Rest of World	57	11.5	0	0.0	59	11.8	0	0.0	NE			NE	NE	NE		NE	NE	NE	NE		NE	NE	NE	NE		NE		NE	NE	NE
Metabolism and nutrition disorders	Hyponatraemia	Western Europe/United States/Canada/Australia	298	60.2	1	0.3	300	60.2	6	2.0	0.16		Convergence criterion (GCONV=1E-8) satisfied.	0.02	1.38	-0.017		Algorithm converged.	-0.034	0.001	0.17		Algorithm converged.	0.02	1.39	0.0974	0.0422	5.96		Algorithm converged.	0.72	49.20
Metabolism and nutrition disorders	Hyponatraemia	Asia	140	28.3	4	2.9	139	27.9	4	2.9	0.99		Convergence criterion (GCONV=1E-8) satisfied.	0.24	4.05	0.000		Algorithm converged.	-0.039	0.039	0.99		Algorithm converged.	0.25	3.89	0.9918		1.01		Algorithm converged.	0.26	3.95
Metabolism and nutrition disorders	Hyponatraemia	Rest of World	57	11.5	2	3.5	59	11.8	0	0.0		*	Quasi-complete separation of data points detected.				*	WARNING: The relative Hessian convergence criterion of 6.6720380513 is greater than the limit of 0.0001. The convergence is questionable.			NE		Algorithm converged.	NE	NE	NE		NE		Algorithm converged.	NE	NE
Metabolism and nutrition disorders	Hypophosphataemia	Western Europe/United States/Canada/Australia	298	60.2	6	2.0	300	60.2	4	1.3	1.52		Convergence criterion (GCONV=1E-8) satisfied.	0.42	5.44	0.007		Algorithm converged.	-0.014	0.027	1.51		Algorithm converged.	0.43	5.30	0.5198	0.3866	0.66		Algorithm converged.	0.19	2.32
Metabolism and nutrition disorders	Hypophosphataemia	Asia	140	28.3	1	0.7	139	27.9	2	1.4	0.49		Convergence criterion (GCONV=1E-8) satisfied.	0.04	5.50	-0.007		Algorithm converged.	-0.031	0.017	0.50		Algorithm converged.	0.05	5.41	0.5656		2.01		Algorithm converged.	0.18	21.96
Metabolism and nutrition disorders	Hypophosphataemia	Rest of World	57	11.5	1	1.8	59	11.8	0	0.0		*	Quasi-complete separation of data points detected.				*	ERROR: Error in computing the link function, its derivatives, or the variance function.			NE		Algorithm converged.	NE	NE	NE		NE		Algorithm converged.	NE	NE
Metabolism and nutrition disorders	Hypovolaemia	Western Europe/United States/Canada/Australia	298	60.2	1	0.3	300	60.2	0	0.0		*	Quasi-complete separation of data points detected.				*	WARNING: Negative of Hessian not positive definite.			NE		Algorithm converged.	NE	NE	NE	NE	NE		Algorithm converged.	NE	NE
Metabolism and nutrition disorders	Hypovolaemia	Asia	140	28.3	0	0.0	139	27.9	0	0.0	NE			NE	NE	NE		NE	NE	NE	NE		NE	NE	NE	NE		NE		NE	NE	NE
Metabolism and nutrition disorders	Hypovolaemia	Rest of World	57	11.5	0	0.0	59	11.8	0	0.0	NE			NE	NE	NE		NE	NE	NE	NE		NE	NE	NE	NE		NE		NE	NE	NE
Metabolism and nutrition disorders	Malnutrition	Western Europe/United States/Canada/Australia	298	60.2	0	0.0	300	60.2	0	0.0	NE			NE	NE	NE		NE	NE	NE	NE		NE	NE	NE	NE	NE	NE		NE	NE	NE
Metabolism and nutrition disorders	Malnutrition	Asia	140	28.3	0	0.0	139	27.9	0	0.0	NE			NE	NE	NE		NE	NE	NE	NE		NE	NE	NE	NE		NE		NE	NE	NE
Metabolism and nutrition disorders	Malnutrition	Rest of World	57	11.5	1	1.8	59	11.8	0	0.0		*	Quasi-complete separation of data points detected.				*	ERROR: Error in computing the link function, its derivatives, or the variance function.			NE		Algorithm converged.	NE	NE	NE		NE		Algorithm converged.	NE	NE
Metabolism and nutrition disorders	Tumour lysis syndrome	Western Europe/United States/Canada/Australia	298	60.2	2	0.7	300	60.2	3	1.0	0.67		Convergence criterion (GCONV=1E-8) satisfied.	0.11	4.03	-0.003		Algorithm converged.	-0.018	0.011	0.67		Algorithm converged.	0.11	3.99	0.6610	NE	1.49		Algorithm converged.	0.25	8.85
Metabolism and nutrition disorders	Tumour lysis syndrome	Asia	140	28.3	0	0.0	139	27.9	0	0.0	NE			NE	NE	NE		NE	NE	NE	NE		NE	NE	NE	NE		NE		NE	NE	NE
Metabolism and nutrition disorders	Tumour lysis syndrome	Rest of World	57	11.5	0	0.0	59	11.8	0	0.0	NE			NE	NE	NE		NE	NE	NE	NE		NE	NE	NE	NE		NE		NE	NE	NE
Metabolism and nutrition disorders	Vitamin B1 deficiency	Western Europe/United States/Canada/Australia	298	60.2	1	0.3	300	60.2	0	0.0		*	Quasi-complete separation of data points detected.				*	WARNING: The relative Hessian convergence criterion of 44.806790292 is greater than the limit of 0.0001. The convergence is questionable.			NE		Algorithm converged.	NE	NE	NE	NE	NE		Algorithm converged.	NE	NE
Metabolism and nutrition disorders	Vitamin B1 deficiency	Asia	140	28.3	0	0.0	139	27.9	0	0.0	NE			NE	NE	NE		NE	NE	NE	NE		NE	NE	NE	NE		NE		NE	NE	NE
Metabolism and nutrition disorders	Vitamin B1 deficiency	Rest of World	57	11.5	0	0.0	59	11.8	0	0.0	NE			NE	NE	NE		NE	NE	NE	NE		NE	NE	NE	NE		NE		NE	NE	NE
Musculoskeletal and connective tissue disorders		Western Europe/United States/Canada/Australia	298	60.2	2	0.7	300	60.2	9	3.0	0.22		Convergence criterion (GCONV=1E-8) satisfied.	0.05	1.02	-0.023		Algorithm converged.	-0.045	-0.002	0.22		Algorithm converged.	0.05	1.03	0.0541	NE	4.47		Algorithm converged.	0.97	20.51
Musculoskeletal and connective tissue disorders		Asia	140	28.3	0	0.0	139	27.9	0	0.0	NE			NE	NE	NE		NE	NE	NE	NE		NE	NE	NE	NE		NE		NE	NE	NE
Musculoskeletal and connective tissue disorders		Rest of World	57	11.5	0	0.0	59	11.8	0	0.0	NE			NE	NE	NE		NE	NE	NE	NE		NE	NE	NE	NE		NE		NE	NE	NE
Musculoskeletal and connective tissue disorders	Back pain	Western Europe/United States/Canada/Australia	298	60.2	1	0.3	300	60.2	5	1.7	0.20		Convergence criterion (GCONV=1E-8) satisfied.	0.02	1.71	-0.013		Algorithm converged.	-0.029	0.003	0.20		Algorithm converged.	0.02	1.71	0.1423	NE	4.97		Algorithm converged.	0.58	42.26
Musculoskeletal and connective tissue disorders	Back pain	Asia	140	28.3	0	0.0	139	27.9	0	0.0	NE			NE	NE	NE		NE	NE	NE	NE		NE	NE	NE	NE		NE		NE	NE	NE
Musculoskeletal and connective tissue disorders	Back pain	Rest of World	57	11.5	0	0.0	59	11.8	0	0.0	NE			NE	NE	NE		NE	NE	NE	NE		NE	NE	NE	NE		NE		NE	NE	NE
Musculoskeletal and connective tissue disorders	Bone pain	Western Europe/United States/Canada/Australia	298	60.2	0	0.0	300	60.2	3	1.0		*	Quasi-complete separation of data points detected.				*	ERROR: The mean parameter is either invalid or at a limit of its range for some observations.			0.00		Algorithm converged.	0.00	NE	0.9999	NE	>999.99		Algorithm converged.	0.00	NE
Musculoskeletal and connective tissue disorders	Bone pain	Asia	140	28.3	0	0.0	139	27.9	0	0.0	NE			NE	NE	NE		NE	NE	NE	NE		NE	NE	NE	NE		NE		NE	NE	NE
Musculoskeletal and connective tissue disorders	Bone pain	Rest of World	57	11.5	0	0.0	59	11.8	0	0.0	NE			NE	NE	NE		NE	NE	NE	NE		NE	NE	NE	NE		NE		NE	NE	NE
Musculoskeletal and connective tissue disorders	Musculoskeletal chest pain	Western Europe/United States/Canada/Australia	298	60.2	1	0.3	300	60.2	0	0.0		*	Quasi-complete separation of data points detected.				*	WARNING: The relative Hessian convergence criterion of 44.806790292 is greater than the limit of 0.0001. The convergence is questionable.			NE		Algorithm converged.	NE	NE	NE	NE	NE		Algorithm converged.	NE	NE
Musculoskeletal and connective tissue disorders	Musculoskeletal chest pain	Asia	140	28.3	0	0.0	139	27.9	0	0.0	NE			NE	NE	NE		NE	NE	NE	NE		NE	NE	NE	NE		NE		NE	NE	NE
Musculoskeletal and connective tissue disorders	Musculoskeletal chest pain	Rest of World	57	11.5	0	0.0	59	11.8	0	0.0	NE			NE	NE	NE		NE	NE	NE	NE		NE	NE	NE	NE		NE		NE	NE	NE
Musculoskeletal and connective tissue disorders	Pain in extremity	Western Europe/United States/Canada/Australia	298	60.2	0	0.0	300	60.2	1	0.3		*	Quasi-complete separation of data points detected.				*	ERROR: The mean parameter is either invalid or at a limit of its range for some observations.			0.00		Algorithm converged.	0.00	NE	0.9999	NE	>999.99		Algorithm converged.	0.00	NE
Musculoskeletal and connective tissue disorders	Pain in extremity	Asia	140	28.3	0	0.0	139	27.9	0	0.0	NE			NE	NE	NE		NE	NE	NE	NE		NE	NE	NE	NE		NE		NE	NE	NE
Musculoskeletal and connective tissue disorders	Pain in extremity	Rest of World	57	11.5	0	0.0	59	11.8	0	0.0	NE			NE	NE	NE		NE	NE	NE	NE		NE	NE	NE	NE		NE		NE	NE	NE
Neoplasms benign, malignant and unspecified (incl cysts and polyps)		Western Europe/United States/Canada/Australia	298	60.2	4	1.3	300	60.2	2	0.7	2.03		Convergence criterion (GCONV=1E-8) satisfied.	0.37	11.15	0.007		Algorithm converged.	-0.009	0.023	2.01		Algorithm converged.	0.37	10.91	0.4169	NE	0.50		Algorithm converged.	0.09	2.69
Neoplasms benign, malignant and unspecified (incl cysts and polyps)		Asia	140	28.3	0	0.0	139	27.9	0	0.0	NE			NE	NE	NE		NE	NE	NE	NE		NE	NE	NE	NE		NE		NE	NE	NE
Neoplasms benign, malignant and unspecified (incl cysts and polyps)		Rest of World	57	11.5	0	0.0	59	11.8	0	0.0	NE			NE	NE	NE		NE	NE	NE	NE		NE	NE	NE	NE		NE		NE	NE	NE
Neoplasms benign, malignant and unspecified (incl cysts and polyps)	Adenocarcinoma	Western Europe/United States/Canada/Australia	298	60.2	0	0.0	300	60.2	1	0.3		*	Quasi-complete separation of data points detected.				*	ERROR: The mean parameter is either invalid or at a limit of its range for some observations.			0.00		Algorithm converged.	0.00	NE	0.9999	NE	>999.99		Algorithm converged.	0.00	NE
Neoplasms benign, malignant and unspecified (incl cysts and polyps)	Adenocarcinoma	Asia	140	28.3	0	0.0	139	27.9	0	0.0	NE			NE	NE	NE		NE	NE	NE	NE		NE	NE	NE	NE		NE		NE	NE	NE
Neoplasms benign, malignant and unspecified (incl cysts and polyps)	Adenocarcinoma	Rest of World	57	11.5	0	0.0	59	11.8	0	0.0	NE			NE	NE	NE		NE	NE	NE	NE		NE	NE	NE	NE		NE		NE	NE	NE
Neoplasms benign, malignant and unspecified (incl cysts and polyps)	Adenocarcinoma of colon	Western Europe/United States/Canada/Australia	298	60.2	1	0.3	300	60.2	0	0.0		*	Quasi-complete separation of data points detected.				*	WARNING: Negative of Hessian not positive definite.			NE		Algorithm converged.	NE	NE	NE	NE	NE		Algorithm converged.	NE	NE
Neoplasms benign, malignant and unspecified (incl cysts and polyps)	Adenocarcinoma of colon	Asia	140	28.3	0	0.0	139	27.9	0	0.0	NE			NE	NE	NE		NE	NE	NE	NE		NE	NE	NE	NE		NE		NE	NE	NE
Neoplasms benign, malignant and unspecified (incl cysts and polyps)	Adenocarcinoma of colon	Rest of World	57	11.5	0	0.0	59	11.8	0	0.0	NE			NE	NE	NE		NE	NE	NE	NE		NE	NE	NE	NE		NE		NE	NE	NE
Neoplasms benign, malignant and unspecified (incl cysts and polyps)	Adenocarcinoma pancreas	Western Europe/United States/Canada/Australia	298	60.2	1	0.3	300	60.2	0	0.0		*	Quasi-complete separation of data points detected.				*	WARNING: Negative of Hessian not positive definite.			NE		Algorithm converged.	NE	NE	NE	NE	NE		Algorithm converged.	NE	NE
Neoplasms benign, malignant and unspecified (incl cysts and polyps)	Adenocarcinoma pancreas	Asia	140	28.3	0	0.0	139	27.9	0	0.0	NE			NE	NE	NE		NE	NE	NE	NE		NE	NE	NE	NE		NE		NE	NE	NE
Neoplasms benign, malignant and unspecified (incl cysts and polyps)	Adenocarcinoma pancreas	Rest of World	57	11.5	0	0.0	59	11.8	0	0.0	NE			NE	NE	NE		NE	NE	NE	NE		NE	NE	NE	NE		NE		NE	NE	NE
Neoplasms benign, malignant and unspecified (incl cysts and polyps)	Colorectal cancer	Western Europe/United States/Canada/Australia	298	60.2	1	0.3	300	60.2	0	0.0		*	Quasi-complete separation of data points detected.				*	WARNING: Negative of Hessian not positive definite.			NE		Algorithm converged.	NE	NE	NE	NE	NE		Algorithm converged.	NE	NE
Neoplasms benign, malignant and unspecified (incl cysts and polyps)	Colorectal cancer	Asia	140	28.3	0	0.0	139	27.9	0	0.0	NE			NE	NE	NE		NE	NE	NE	NE		NE	NE	NE	NE		NE		NE	NE	NE
Neoplasms benign, malignant and unspecified (incl cysts and polyps)	Colorectal cancer	Rest of World	57	11.5	0	0.0	59	11.8	0	0.0	NE			NE	NE	NE		NE	NE	NE	NE		NE	NE	NE	NE		NE		NE	NE	NE
Neoplasms benign, malignant and unspecified (incl cysts and polyps)	Hodgkin's disease	Western Europe/United States/Canada/Australia	298	60.2	0	0.0	300	60.2	1	0.3		*	Quasi-complete separation of data points detected.				*	ERROR: The mean parameter is either invalid or at a limit of its range for some observations.			0.00		Algorithm converged.	0.00	NE	0.9999	NE	>999.99		Algorithm converged.	0.00	NE
Neoplasms benign, malignant and unspecified (incl cysts and polyps)	Hodgkin's disease	Asia	140	28.3	0	0.0	139	27.9	0	0.0	NE			NE	NE	NE		NE	NE	NE	NE		NE	NE	NE	NE		NE		NE	NE	NE

Neoplasms benign, malignant and unspecified (incl cysts and polyps)	Hodgkin's disease	Rest of World	57	11.5	0	0.0	59	11.8	0	0.0	NE			NE	NE	NE		NE	NE	NE	NE		NE	NE	NE	NE		NE		NE	NE	NE
Neoplasms benign, malignant and unspecified (incl cysts and polyps)	Papillary renal cell carcinoma	Western Europe/United States/Canada/Australia	298	60.2	1	0.3	300	60.2	0	0.0		*	Quasi-complete separation of data points detected.				*	WARNING: Negative of Hessian not positive definite.			NE		Algorithm converged.	NE	NE	NE	NE	NE		Algorithm converged.	NE	NE
Neoplasms benign, malignant and unspecified (incl cysts and polyps)	Papillary renal cell carcinoma	Asia	140	28.3	0	0.0	139	27.9	0	0.0	NE			NE	NE	NE		NE	NE	NE	NE		NE	NE	NE	NE		NE		NE	NE	NE
Neoplasms benign, malignant and unspecified (incl cysts and polyps)	Papillary renal cell carcinoma	Rest of World	57	11.5	0	0.0	59	11.8	0	0.0	NE			NE	NE	NE		NE	NE	NE	NE		NE	NE	NE	NE		NE		NE	NE	NE
Nervous system disorders		Western Europe/United States/Canada/Australia	298	60.2	16	5.4	300	60.2	16	5.3	1.01		Convergence criterion (GCONV=1E-8) satisfied.	0.49	2.05	0.000		Algorithm converged.	-0.036	0.036	1.01		Algorithm converged.	0.51	1.98	0.9845	0.0413	0.99		Algorithm converged.	0.51	1.95
Nervous system disorders		Asia	140	28.3	1	0.7	139	27.9	4	2.9	0.24		Convergence criterion (GCONV=1E-8) satisfied.	0.03	2.20	-0.022		Algorithm converged.	-0.053	0.009	0.25		Algorithm converged.	0.03	2.19	0.2100		4.03		Algorithm converged.	0.46	35.59
Nervous system disorders		Rest of World	57	11.5	0	0.0	59	11.8	4	6.8		*	Quasi-complete separation of data points detected.				*	WARNING: The relative Hessian convergence criterion of 3.8790864087 is greater than the limit of 0.0001. The convergence is questionable.			0.00		Algorithm converged.	0.00	NE	0.9999		>999.99		Algorithm converged.	0.00	NE
Nervous system disorders	Aphasia	Western Europe/United States/Canada/Australia	298	60.2	0	0.0	300	60.2	1	0.3		*	Quasi-complete separation of data points detected.				*	ERROR: The mean parameter is either invalid or at a limit of its range for some observations.			0.00		Algorithm converged.	0.00	NE	0.9999	NE	>999.99		Algorithm converged.	0.00	NE
Nervous system disorders	Aphasia	Asia	140	28.3	0	0.0	139	27.9	0	0.0	NE			NE	NE	NE		NE	NE	NE	NE		NE	NE	NE	NE		NE		NE	NE	NE
Nervous system disorders	Aphasia	Rest of World	57	11.5	0	0.0	59	11.8	0	0.0	NE			NE	NE	NE		NE	NE	NE	NE		NE	NE	NE	NE		NE		NE	NE	NE
Nervous system disorders	Carotid artery stenosis	Western Europe/United States/Canada/Australia	298	60.2	0	0.0	300	60.2	1	0.3		*	Quasi-complete separation of data points detected.				*	ERROR: The mean parameter is either invalid or at a limit of its range for some observations.			0.00		Algorithm converged.	0.00	NE	0.9999	NE	>999.99		Algorithm converged.	0.00	NE
Nervous system disorders	Carotid artery stenosis	Asia	140	28.3	0	0.0	139	27.9	0	0.0	NE			NE	NE	NE		NE	NE	NE	NE		NE	NE	NE	NE		NE		NE	NE	NE
Nervous system disorders	Carotid artery stenosis	Rest of World	57	11.5	0	0.0	59	11.8	0	0.0	NE			NE	NE	NE		NE	NE	NE	NE		NE	NE	NE	NE		NE		NE	NE	NE
Nervous system disorders	Cerebellar ataxia	Western Europe/United States/Canada/Australia	298	60.2	1	0.3	300	60.2	0	0.0		*	Quasi-complete separation of data points detected.				*	WARNING: Negative of Hessian not positive definite.			NE		Algorithm converged.	NE	NE	NE	NE	NE		Algorithm converged.	NE	NE
Nervous system disorders	Cerebellar ataxia	Asia	140	28.3	0	0.0	139	27.9	0	0.0	NE			NE	NE	NE		NE	NE	NE	NE		NE	NE	NE	NE		NE		NE	NE	NE
Nervous system disorders	Cerebellar ataxia	Rest of World	57	11.5	0	0.0	59	11.8	0	0.0	NE			NE	NE	NE		NE	NE	NE	NE		NE	NE	NE	NE		NE		NE	NE	NE
Nervous system disorders	Cerebral infarction	Western Europe/United States/Canada/Australia	298	60.2	0	0.0	300	60.2	1	0.3		*	Quasi-complete separation of data points detected.				*	ERROR: The mean parameter is either invalid or at a limit of its range for some observations.			0.00		Algorithm converged.	0.00	NE	0.9999	NE	>999.99		Algorithm converged.	0.00	NE
Nervous system disorders	Cerebral infarction	Asia	140	28.3	0	0.0	139	27.9	0	0.0	NE			NE	NE	NE		NE	NE	NE	NE		NE	NE	NE	NE		NE		NE	NE	NE
Nervous system disorders	Cerebral infarction	Rest of World	57	11.5	0	0.0	59	11.8	0	0.0	NE			NE	NE	NE		NE	NE	NE	NE		NE	NE	NE	NE		NE		NE	NE	NE
Nervous system disorders	Cerebrovascular accident	Western Europe/United States/Canada/Australia	298	60.2	0	0.0	300	60.2	2	0.7		*	Quasi-complete separation of data points detected.				*	ERROR: The mean parameter is either invalid or at a limit of its range for some observations.			0.00		Algorithm converged.	0.00	NE	0.9999	NE	>999.99		Algorithm converged.	0.00	NE
Nervous system disorders	Cerebrovascular accident	Asia	140	28.3	0	0.0	139	27.9	0	0.0	NE			NE	NE	NE		NE	NE	NE	NE		NE	NE	NE	NE		NE		NE	NE	NE
Nervous system disorders	Cerebrovascular accident	Rest of World	57	11.5	0	0.0	59	11.8	0	0.0	NE			NE	NE	NE		NE	NE	NE	NE		NE	NE	NE	NE		NE		NE	NE	NE
Nervous system disorders	Dizziness	Western Europe/United States/Canada/Australia	298	60.2	0	0.0	300	60.2	1	0.3		*	Quasi-complete separation of data points detected.				*	ERROR: The mean parameter is either invalid or at a limit of its range for some observations.			0.00		Algorithm converged.	0.00	NE	0.9999	NE	>999.99		Algorithm converged.	0.00	NE
Nervous system disorders	Dizziness	Asia	140	28.3	1	0.7	139	27.9	0	0.0		*	Quasi-complete separation of data points detected.				*	WARNING: Negative of Hessian not positive definite.			NE		Algorithm converged.	NE	NE	NE		NE		Algorithm converged.	NE	NE
Nervous system disorders	Dizziness	Rest of World	57	11.5	0	0.0	59	11.8	0	0.0	NE			NE	NE	NE		NE	NE	NE	NE		NE	NE	NE	NE		NE		NE	NE	NE
Nervous system disorders	Epilepsy	Western Europe/United States/Canada/Australia	298	60.2	0	0.0	300	60.2	0	0.0	NE			NE	NE	NE		NE	NE	NE	NE		NE	NE	NE	NE	NE	NE		NE	NE	NE
Nervous system disorders	Epilepsy	Asia	140	28.3	0	0.0	139	27.9	0	0.0	NE			NE	NE	NE		NE	NE	NE	NE		NE	NE	NE	NE		NE		NE	NE	NE
Nervous system disorders	Epilepsy	Rest of World	57	11.5	0	0.0	59	11.8	1	1.7		*	Quasi-complete separation of data points detected.				*	WARNING: The relative Hessian convergence criterion of 10.540168601 is greater than the limit of 0.0001. The convergence is questionable.			0.00		Algorithm converged.	0.00	NE	0.9999		>999.99		Algorithm converged.	0.00	NE
Nervous system disorders	Headache	Western Europe/United States/Canada/Australia	298	60.2	0	0.0	300	60.2	3	1.0		*	Quasi-complete separation of data points detected.				*	ERROR: The mean parameter is either invalid or at a limit of its range for some observations.			0.00		Algorithm converged.	0.00	NE	0.9999	NE	>999.99		Algorithm converged.	0.00	NE
Nervous system disorders	Headache	Asia	140	28.3	1	0.7	139	27.9	0	0.0		*	Quasi-complete separation of data points detected.				*	WARNING: Negative of Hessian not positive definite.			NE		Algorithm converged.	NE	NE	NE		NE		Algorithm converged.	NE	NE
Nervous system disorders	Headache	Rest of World	57	11.5	0	0.0	59	11.8	1	1.7		*	Quasi-complete separation of data points detected.				*	WARNING: The relative Hessian convergence criterion of 10.540168601 is greater than the limit of 0.0001. The convergence is questionable.			0.00		Algorithm converged.	0.00	NE	0.9999		>999.99		Algorithm converged.	0.00	NE
Nervous system disorders	Hypoaesthesia	Western Europe/United States/Canada/Australia	298	60.2	0	0.0	300	60.2	0	0.0	NE			NE	NE	NE		NE	NE	NE	NE		NE	NE	NE	NE	NE	NE		NE	NE	NE
Nervous system disorders	Hypoaesthesia	Asia	140	28.3	0	0.0	139	27.9	1	0.7		*	Quasi-complete separation of data points detected.				*	WARNING: The relative Hessian convergence criterion of 19.480043296 is greater than the limit of 0.0001. The convergence is questionable.			0.00		Algorithm converged.	0.00	NE	0.9999		>999.99		Algorithm converged.	0.00	NE
Nervous system disorders	Hypoaesthesia	Rest of World	57	11.5	0	0.0	59	11.8	0	0.0	NE			NE	NE	NE		NE	NE	NE	NE		NE	NE	NE	NE		NE		NE	NE	NE
Nervous system disorders	Hypotonia	Western Europe/United States/Canada/Australia	298	60.2	0	0.0	300	60.2	0	0.0	NE			NE	NE	NE		NE	NE	NE	NE		NE	NE	NE	NE	NE	NE		NE	NE	NE
Nervous system disorders	Hypotonia	Asia	140	28.3	0	0.0	139	27.9	0	0.0	NE			NE	NE	NE		NE	NE	NE	NE		NE	NE	NE	NE		NE		NE	NE	NE
Nervous system disorders	Hypotonia	Rest of World	57	11.5	0	0.0	59	11.8	1	1.7		*	Quasi-complete separation of data points detected.				*	WARNING: The relative Hessian convergence criterion of 10.540168601 is greater than the limit of 0.0001. The convergence is questionable.			0.00		Algorithm converged.	0.00	NE	0.9999		>999.99		Algorithm converged.	0.00	NE
Nervous system disorders	Nervous system disorder	Western Europe/United States/Canada/Australia	298	60.2	0	0.0	300	60.2	0	0.0	NE			NE	NE	NE		NE	NE	NE	NE		NE	NE	NE	NE	NE	NE		NE	NE	NE
Nervous system disorders	Nervous system disorder	Asia	140	28.3	0	0.0	139	27.9	1	0.7		*	Quasi-complete separation of data points detected.				*	WARNING: The relative Hessian convergence criterion of 19.480043296 is greater than the limit of 0.0001. The convergence is questionable.			0.00		Algorithm converged.	0.00	NE	0.9999		>999.99		Algorithm converged.	0.00	NE
Nervous system disorders	Nervous system disorder	Rest of World	57	11.5	0	0.0	59	11.8	0	0.0	NE			NE	NE	NE		NE	NE	NE	NE		NE	NE	NE	NE		NE		NE	NE	NE
Nervous system disorders	Neuropathy peripheral	Western Europe/United States/Canada/Australia	298	60.2	2	0.7	300	60.2	3	1.0	0.67		Convergence criterion (GCONV=1E-8) satisfied.	0.11	4.03	-0.003		Algorithm converged.	-0.018	0.011	0.67		Algorithm converged.	0.11	3.99	0.6610	NE	1.49		Algorithm converged.	0.25	8.85
Nervous system disorders	Neuropathy peripheral	Asia	140	28.3	0	0.0	139	27.9	0	0.0	NE			NE	NE	NE		NE	NE	NE	NE		NE	NE	NE	NE		NE		NE	NE	NE
Nervous system disorders	Neuropathy peripheral	Rest of World	57	11.5	0	0.0	59	11.8	0	0.0	NE			NE	NE	NE		NE	NE	NE	NE		NE	NE	NE	NE		NE		NE	NE	NE
Nervous system disorders	Paralysis recurrent laryngeal nerve	Western Europe/United States/Canada/Australia	298	60.2	1	0.3	300	60.2	0	0.0		*	Quasi-complete separation of data points detected.				*	WARNING: Negative of Hessian not positive definite.			NE		Algorithm converged.	NE	NE	NE	NE	NE		Algorithm converged.	NE	NE
Nervous system disorders	Paralysis recurrent laryngeal nerve	Asia	140	28.3	0	0.0	139	27.9	0	0.0	NE			NE	NE	NE		NE	NE	NE	NE		NE	NE	NE	NE		NE		NE	NE	NE
Nervous system disorders	Paralysis recurrent laryngeal nerve	Rest of World	57	11.5	0	0.0	59	11.8	0	0.0	NE			NE	NE	NE		NE	NE	NE	NE		NE	NE	NE	NE		NE		NE	NE	NE
Nervous system disorders	Peripheral motor neuropathy	Western Europe/United States/Canada/Australia	298	60.2	2	0.7	300	60.2	0	0.0		*	Quasi-complete separation of data points detected.				*	WARNING: Negative of Hessian not positive definite.			NE		Algorithm converged.	NE	NE	NE	NE	NE		Algorithm converged.	NE	NE
Nervous system disorders	Peripheral motor neuropathy	Asia	140	28.3	0	0.0	139	27.9	0	0.0	NE			NE	NE	NE		NE	NE	NE	NE		NE	NE	NE	NE		NE		NE	NE	NE
Nervous system disorders	Peripheral motor neuropathy	Rest of World	57	11.5	0	0.0	59	11.8	0	0.0	NE			NE	NE	NE		NE	NE	NE	NE		NE	NE	NE	NE		NE		NE	NE	NE
Nervous system disorders	Peripheral sensory neuropathy	Western Europe/United States/Canada/Australia	298	60.2	2	0.7	300	60.2	0	0.0		*	Quasi-complete separation of data points detected.				*	WARNING: Negative of Hessian not positive definite.			NE		Algorithm converged.	NE	NE	NE	NE	NE		Algorithm converged.	NE	NE
Nervous system disorders	Peripheral sensory neuropathy	Asia	140	28.3	0	0.0	139	27.9	0	0.0	NE			NE	NE	NE		NE	NE	NE	NE		NE	NE	NE	NE		NE		NE	NE	NE
Nervous system disorders	Peripheral sensory neuropathy	Rest of World	57	11.5	0	0.0	59	11.8	0	0.0	NE			NE	NE	NE		NE	NE	NE	NE		NE	NE	NE	NE		NE		NE	NE	NE
Nervous system disorders	Peroneal nerve palsy	Western Europe/United States/Canada/Australia	298	60.2	1	0.3	300	60.2	0	0.0		*	Quasi-complete separation of data points detected.				*	WARNING: The relative Hessian convergence criterion of 44.806790292 is greater than the limit of 0.0001. The convergence is questionable.			NE		Algorithm converged.	NE	NE	NE	NE	NE		Algorithm converged.	NE	NE
Nervous system disorders	Peroneal nerve palsy	Asia	140	28.3	0	0.0	139	27.9	0	0.0	NE			NE	NE	NE		NE	NE	NE	NE		NE	NE	NE	NE		NE		NE	NE	NE
Nervous system disorders	Peroneal nerve palsy	Rest of World	57	11.5	0	0.0	59	11.8	0	0.0	NE			NE	NE	NE		NE	NE	NE	NE		NE	NE	NE	NE		NE		NE	NE	NE
Nervous system disorders	Polyneuropathy	Western Europe/United States/Canada/Australia	298	60.2	1	0.3	300	60.2	0	0.0		*	Quasi-complete separation of data points detected.				*	WARNING: The relative Hessian convergence criterion of 44.806790292 is greater than the limit of 0.0001. The convergence is questionable.			NE		Algorithm converged.	NE	NE	NE	NE	NE		Algorithm converged.	NE	NE
Nervous system disorders	Polyneuropathy	Asia	140	28.3	0	0.0	139	27.9	0	0.0	NE			NE	NE	NE		NE	NE	NE	NE		NE	NE	NE	NE		NE		NE	NE	NE
Nervous system disorders	Polyneuropathy	Rest of World	57	11.5	0	0.0	59	11.8	0	0.0	NE			NE	NE	NE		NE	NE	NE	NE		NE	NE	NE	NE		NE		NE	NE	NE
Nervous system disorders	Presyncope	Western Europe/United States/Canada/Australia	298	60.2	1	0.3	300	60.2	0	0.0		*	Quasi-complete separation of data points detected.				*	WARNING: Negative of Hessian not positive definite.			NE		Algorithm converged.	NE	NE	NE	NE	NE		Algorithm converged.	NE	NE
Nervous system disorders	Presyncope	Asia	140	28.3	0	0.0	139	27.9	1	0.7		*	Quasi-complete separation of data points detected.				*	WARNING: The relative Hessian convergence criterion of 19.480043432 is greater than the limit of 0.0001. The convergence is questionable.			0.00		Algorithm converged.	0.00	NE	0.9999		>999.99		Algorithm converged.	0.00	NE
Nervous system disorders	Presyncope	Rest of World	57	11.5	0	0.0	59	11.8	0	0.0	NE			NE	NE	NE		NE	NE	NE	NE		NE	NE	NE	NE		NE		NE	NE	NE
Nervous system disorders	Spinal cord compression	Western Europe/United States/Canada/Australia	298	60.2	1	0.3	300	60.2	0	0.0		*	Quasi-complete separation of data points detected.				*	WARNING: The relative Hessian convergence criterion of 44.806790292 is greater than the limit of 0.0001. The convergence is questionable.			NE		Algorithm converged.	NE	NE	NE	NE	NE		Algorithm converged.	NE	NE
Nervous system disorders	Spinal cord compression	Asia	140	28.3	0	0.0	139	27.9	0	0.0	NE			NE	NE	NE		NE	NE	NE	NE		NE	NE	NE	NE		NE		NE	NE	NE
Nervous system disorders	Spinal cord compression	Rest of World	57	11.5	0	0.0	59	11.8	0	0.0	NE			NE	NE	NE		NE	NE	NE	NE		NE	NE	NE	NE		NE		NE	NE	NE
Nervous system disorders	Syncope	Western Europe/United States/Canada/Australia	298	60.2	8	2.7	300	60.2	6	2.0	1.35		Convergence criterion (GCONV=1E-8) satisfied.	0.46	3.94	0.007		Algorithm converged.	-0.017	0.031	1.34		Algorithm converged.	0.47	3.82	0.5813	0.1111	0.75		Algorithm converged.	0.26	2.12
Nervous system disorders	Syncope	Asia	140	28.3	0	0.0	139	27.9	1	0.7		*	Quasi-complete separation of data points detected.				*	WARNING: The relative Hessian convergence criterion of 19.480043432 is greater than the limit of 0.0001. The convergence is questionable.			0.00		Algorithm converged.	0.00	NE	0.9999		>999.99		Algorithm converged.	0.00	NE
Nervous system disorders	Syncope	Rest of World	57	11.5	0	0.0	59	11.8	2	3.4		*	Quasi-complete separation of data points detected.				*	WARNING: The relative Hessian convergence criterion of 6.3921098555 is greater than the limit of 0.0001. The convergence is questionable.			0.00		Algorithm converged.	0.00	NE	0.9999		>999.99		Algorithm converged.	0.00	NE
Psychiatric disorders		Western Europe/United States/Canada/Australia	298	60.2	5	1.7	300	60.2	2	0.7	2.54		Convergence criterion (GCONV=1E-8) satisfied.	0.49	13.21	0.010		Algorithm converged.	-0.007	0.027	2.52		Algorithm converged.	0.49	12.87	0.2677	0.5574	0.40		Algorithm converged.	0.08	2.03
Psychiatric disorders		Asia	140	28.3	1	0.7	139	27.9	0	0.0		*	Quasi-complete separation of data points detected.				*	WARNING: Negative of Hessian not positive definite.			NE		Algorithm converged.	NE	NE	NE		NE		Algorithm converged.	NE	NE
Psychiatric disorders		Rest of World	57	11.5	1	1.8	59	11.8	0	0.0		*	Quasi-complete separation of data points detected.				*	ERROR: Error in computing the link function, its derivatives, or the variance function.			NE		Algorithm converged.	NE	NE	NE		NE		Algorithm converged.	NE	NE
Psychiatric disorders	Agitation	Western Europe/United States/Canada/Australia	298	60.2	0	0.0	300	60.2	0	0.0	NE			NE	NE	NE		NE	NE	NE	NE		NE	NE	NE	NE	NE	NE		NE	NE	NE
Psychiatric disorders	Agitation	Asia	140	28.3	1	0.7	139	27.9	0	0.0		*	Quasi-complete separation of data points detected.				*	WARNING: Negative of Hessian not positive definite.			NE		Algorithm converged.	NE	NE	NE		NE		Algorithm converged.	NE	NE
Psychiatric disorders	Agitation	Rest of World	57	11.5	0	0.0	59	11.8	0	0.0	NE			NE	NE	NE		NE	NE	NE	NE		NE	NE	NE	NE		NE		NE	NE	NE
Psychiatric disorders	Confusional state	Western Europe/United States/Canada/Australia	298	60.2	2	0.7	300	60.2	1	0.3	2.02		Convergence criterion (GCONV=1E-8) satisfied.	0.18	22.40	0.003		Algorithm converged.	-0.008	0.015	2.01		Algorithm converged.	0.18	22.09	0.5669	NE	0.50		Algorithm converged.	0.05	5.45
Psychiatric disorders	Confusional state	Asia	140	28.3	0	0.0	139	27.9	0	0.0	NE			NE	NE	NE		NE	NE	NE	NE		NE	NE	NE	NE		NE		NE	NE	NE
Psychiatric disorders	Confusional state	Rest of World	57	11.5	0	0.0	59	11.8	0	0.0	NE			NE	NE	NE		NE	NE	NE	NE		NE	NE	NE	NE		NE		NE	NE	NE
Psychiatric disorders	Depression	Western Europe/United States/Canada/Australia	298	60.2	1	0.3	300	60.2	0	0.0		*	Quasi-complete separation of data points detected.				*	WARNING: Negative of Hessian not positive definite.			NE		Algorithm converged.	NE	NE	NE	NE	NE		Algorithm converged.	NE	NE
Psychiatric disorders	Depression	Asia	140	28.3	0	0.0	139	27.9	0	0.0	NE			NE	NE	NE		NE	NE	NE	NE		NE	NE	NE	NE		NE		NE	NE	NE
Psychiatric disorders	Depression	Rest of World	57	11.5	0	0.0	59	11.8	0	0.0	NE			NE	NE	NE		NE	NE	NE	NE		NE	NE	NE	NE		NE		NE	NE	NE
Psychiatric disorders	Disorientation	Western Europe/United States/Canada/Australia	298	60.2	1	0.3	300	60.2	0	0.0		*	Quasi-complete separation of data points detected.				*	WARNING: The relative Hessian convergence criterion of 44.806790292 is greater than the limit of 0.0001. The convergence is questionable.			NE		Algorithm converged.	NE	NE	NE	NE	NE		Algorithm converged.	NE	NE
Psychiatric disorders	Disorientation	Asia	140	28.3	0	0.0	139	27.9	0	0.0	NE			NE	NE	NE		NE	NE	NE	NE		NE	NE	NE	NE		NE		NE	NE	NE
Psychiatric disorders	Disorientation	Rest of World	57	11.5	0	0.0	59	11.8	0	0.0	NE			NE	NE	NE		NE	NE	NE	NE		NE	NE	NE	NE		NE		NE	NE	NE
Psychiatric disorders	Insomnia	Western Europe/United States/Canada/Australia	298	60.2	0	0.0	300	60.2	1	0.3		*	Quasi-complete separation of data points detected.				*	ERROR: The mean parameter is either invalid or at a limit of its range for some observations.			0.00		Algorithm converged.	0.00	NE	0.9999	NE	>999.99		Algorithm converged.	0.00	NE
Psychiatric disorders	Insomnia	Asia	140	28.3	0	0.0	139	27.9	0	0.0	NE			NE	NE	NE		NE	NE	NE	NE		NE	NE	NE	NE		NE		NE	NE	NE
Psychiatric disorders	Insomnia	Rest of World	57	11.5	1	1.8	59	11.8	0	0.0		*	Quasi-complete separation of data points detected.				*	ERROR: Error in computing the link function, its derivatives, or the variance function.			NE		Algorithm converged.	NE	NE	NE		NE		Algorithm converged.	NE	NE
Psychiatric disorders	Mental status changes	Western Europe/United States/Canada/Australia	298	60.2	1	0.3	300	60.2	0	0.0		*	Quasi-complete separation of data points detected.				*	WARNING: Negative of Hessian not positive definite.			NE		Algorithm converged.	NE	NE	NE	NE	NE		Algorithm converged.	NE	NE
Psychiatric disorders	Mental status changes	Asia	140	28.3	0	0.0	139	27.9	0	0.0	NE			NE	NE	NE		NE	NE	NE	NE		NE	NE	NE	NE		NE		NE	NE	NE
Psychiatric disorders	Mental status changes	Rest of World	57	11.5	0	0.0	59	11.8	0	0.0	NE			NE	NE	NE		NE	NE	NE	NE		NE	NE	NE	NE		NE		NE	NE	NE
Psychiatric disorders	Personality change	Western Europe/United States/Canada/Australia	298	60.2	1	0.3	300	60.2	0	0.0		*	Quasi-complete separation of data points detected.				*	WARNING: Negative of Hessian not positive definite.			NE		Algorithm converged.	NE	NE	NE	NE	NE		Algorithm converged.	NE	NE
Psychiatric disorders	Personality change	Asia	140	28.3	0	0.0	139	27.9	0	0.0	NE			NE	NE	NE		NE	NE	NE	NE		NE	NE	NE	NE		NE		NE	NE	NE
Psychiatric disorders	Personality change	Rest of World	57	11.5	0	0.0	59	11.8	0	0.0	NE			NE	NE	NE		NE	NE	NE	NE		NE	NE	NE	NE		NE		NE	NE	NE
Renal and urinary disorders		Western Europe/United States/Canada/Australia	298	60.2	2	0.7	300	60.2	3	1.0	0.67		Convergence criterion (GCONV=1E-8) satisfied.	0.11	4.03	-0.003		Algorithm converged.	-0.018	0.011	0.67		Algorithm converged.	0.11	3.99	0.6610	0.0551	1.49		Algorithm converged.	0.25	8.85
Renal and urinary disorders		Asia	140	28.3	0	0.0	139	27.9	1	0.7		*	Quasi-complete separation of data points detected.				*	WARNING: The relative Hessian convergence criterion of 19.480043432 is greater than the limit of 0.0001. The convergence is questionable.			0.00		Algorithm converged.	0.00	NE	0.9999		>999.99		Algorithm converged.	0.00	NE
Renal and urinary disorders		Rest of World	57	11.5	3	5.3	59	11.8	0	0.0		*	Quasi-complete separation of data points detected.				*	WARNING: The relative Hessian convergence criterion of 4.9744935874 is greater than the limit of 0.0001. The convergence is questionable.			NE		Algorithm converged.	NE	NE	NE		NE		Algorithm converged.	NE	NE
Renal and urinary disorders	Acute kidney injury	Western Europe/United States/Canada/Australia	298	60.2	2	0.7	300	60.2	1	0.3	2.02		Convergence criterion (GCONV=1E-8) satisfied.	0.18	22.40	0.003		Algorithm converged.	-0.008	0.015	2.01		Algorithm converged.	0.18	22.09	0.5669	0.1425	0.50		Algorithm converged.	0.05	5.45
Renal and urinary disorders	Acute kidney injury	Asia	140	28.3	0	0.0	139	27.9	1	0.7		*	Quasi-complete separation of data points detected.				*	WARNING: The relative Hessian convergence criterion of 19.480043432 is greater than the limit of 0.0001. The convergence is questionable.			0.00		Algorithm converged.	0.00	NE	0.9999		>999.99		Algorithm converged.	0.00	NE
Renal and urinary disorders	Acute kidney injury	Rest of World	57	11.5	2	3.5	59	11.8	0	0.0		*	Quasi-complete separation of data points detected.				*	WARNING: The relative Hessian convergence criterion of 6.6720380574 is greater than the limit of 0.0001. The convergence is questionable.			NE		Algorithm converged.	NE	NE	NE		NE		Algorithm converged.	NE	NE
Renal and urinary disorders	Cystitis noninfective	Western Europe/United States/Canada/Australia	298	60.2	0	0.0	300	60.2	1	0.3		*	Quasi-complete separation of data points detected.				*	ERROR: The mean parameter is either invalid or at a limit of its range for some observations.			0.00		Algorithm converged.	0.00	NE	0.9999	NE	>999.99		Algorithm converged.	0.00	NE
Renal and urinary disorders	Cystitis noninfective	Asia	140	28.3	0	0.0	139	27.9	0	0.0	NE			NE	NE	NE		NE	NE	NE	NE		NE	NE	NE	NE		NE		NE	NE	NE
Renal and urinary disorders	Cystitis noninfective	Rest of World	57	11.5	0	0.0	59	11.8	0	0.0	NE			NE	NE	NE		NE	NE	NE	NE		NE	NE	NE	NE		NE		NE	NE	NE
Renal and urinary disorders	Renal failure	Western Europe/United States/Canada/Australia	298	60.2	0	0.0	300	60.2	1	0.3		*	Quasi-complete separation of data points detected.				*	ERROR: The mean parameter is either invalid or at a limit of its range for some observations.			0.00		Algorithm converged.	0.00	NE	0.9999	NE	>999.99		Algorithm converged.	0.00	NE
Renal and urinary disorders	Renal failure	Asia	140	28.3	0	0.0	139	27.9	0	0.0	NE			NE	NE	NE		NE	NE	NE	NE		NE	NE	NE	NE		NE		NE	NE	NE
Renal and urinary disorders	Renal failure	Rest of World	57	11.5	1	1.8	59	11.8	0	0.0		*	Quasi-complete separation of data points detected.				*	ERROR: Error in computing the link function, its derivatives, or the variance function.			NE		Algorithm converged.	NE	NE	NE		NE		Algorithm converged.	NE	NE
Renal and urinary disorders	Urinary retention	Western Europe/United States/Canada/Australia	298	60.2	0	0.0	300	60.2	0	0.0	NE			NE	NE	NE		NE	NE	NE	NE		NE	NE	NE	NE	NE	NE		NE	NE	NE
Renal and urinary disorders	Urinary retention	Asia	140	28.3	0	0.0	139	27.9	0	0.0	NE			NE	NE	NE		NE	NE	NE	NE		NE	NE	NE	NE		NE		NE	NE	NE
Renal and urinary disorders	Urinary retention	Rest of World	57	11.5	1	1.8	59	11.8	0	0.0		*	Quasi-complete separation of data points detected.				*	ERROR: Error in computing the link function, its derivatives, or the variance function.			NE		Algorithm converged.	NE	NE	NE		NE		Algorithm converged.	NE	NE
Reproductive system and breast disorders		Western Europe/United States/Canada/Australia	298	60.2	2	0.7	300	60.2	0	0.0		*	Quasi-complete separation of data points detected.				*	WARNING: Negative of Hessian not positive definite.			NE		Algorithm converged.	NE	NE	NE	NE	NE		Algorithm converged.	NE	NE
Reproductive system and breast disorders		Asia	140	28.3	0	0.0	139	27.9	0	0.0	NE			NE	NE	NE		NE	NE	NE	NE		NE	NE	NE	NE		NE		NE	NE	NE
Reproductive system and breast disorders		Rest of World	57	11.5	0	0.0	59	11.8	0	0.0	NE			NE	NE	NE		NE	NE	NE	NE		NE	NE	NE	NE		NE		NE	NE	NE
Reproductive system and breast disorders	Female genital tract fistula	Western Europe/United States/Canada/Australia	298	60.2	1	0.3	300	60.2	0	0.0		*	Quasi-complete separation of data points detected.				*	WARNING: Negative of Hessian not positive definite.			NE		Algorithm converged.	NE	NE	NE	NE	NE		Algorithm converged.	NE	NE
Reproductive system and breast disorders	Female genital tract fistula	Asia	140	28.3	0	0.0	139	27.9	0	0.0	NE			NE	NE	NE		NE	NE	NE	NE		NE	NE	NE	NE		NE		NE	NE	NE
Reproductive system and breast disorders	Female genital tract fistula	Rest of World	57	11.5	0	0.0	59	11.8	0	0.0	NE			NE	NE	NE		NE	NE	NE	NE		NE	NE	NE	NE		NE		NE	NE	NE
Reproductive system and breast disorders	Uterine pain	Western Europe/United States/Canada/Australia	298	60.2	1	0.3	300	60.2	0	0.0		*	Quasi-complete separation of data points detected.				*	WARNING: Negative of Hessian not positive definite.			NE		Algorithm converged.	NE	NE	NE	NE	NE		Algorithm converged.	NE	NE
Reproductive system and breast disorders	Uterine pain	Asia	140	28.3	0	0.0	139	27.9	0	0.0	NE			NE	NE	NE		NE	NE	NE	NE		NE	NE	NE	NE		NE		NE	NE	NE
Reproductive system and breast disorders	Uterine pain	Rest of World	57	11.5	0	0.0	59	11.8	0	0.0	NE			NE	NE	NE		NE	NE	NE	NE		NE	NE	NE	NE		NE		NE	NE	NE
Respiratory, thoracic and mediastinal disorders		Western Europe/United States/Canada/Australia	298	60.2	15	5.0	300	60.2	11	3.7	1.39		Convergence criterion (GCONV=1E-8) satisfied.	0.63	3.08	0.014		Algorithm converged.	-0.019	0.046	1.37		Algorithm converged.	0.64	2.94	0.4147	0.4502	0.73		Algorithm converged.	0.34	1.56
Respiratory, thoracic and mediastinal disorders		Asia	140	28.3	1	0.7	139	27.9	3	2.2	0.33		Convergence criterion (GCONV=1E-8) satisfied.	0.03	3.17	-0.014		Algorithm converged.	-0.042	0.013	0.33		Algorithm converged.	0.03	3.14	0.3356		3.02		Algorithm converged.	0.32	28.70
Respiratory, thoracic and mediastinal disorders		Rest of World	57	11.5	1	1.8	59	11.8	1	1.7	1.04		Convergence criterion (GCONV=1E-8) satisfied.	0.06	16.96	0.001		Algorithm converged.	-0.047	0.048	1.04		Algorithm converged.	0.07	16.16	0.9804		0.97		Algorithm converged.	0.06	15.08
Respiratory, thoracic and mediastinal disorders	Acute respiratory distress syndrome	Western Europe/United States/Canada/Australia	298	60.2	0	0.0	300	60.2	1	0.3		*	Quasi-complete separation of data points detected.				*	ERROR: The mean parameter is either invalid or at a limit of its range for some observations.			0.00		Algorithm converged.	0.00	NE	0.9999	NE	>999.99		Algorithm converged.	0.00	NE
Respiratory, thoracic and mediastinal disorders	Acute respiratory distress syndrome	Asia	140	28.3	0	0.0	139	27.9	0	0.0	NE			NE	NE	NE		NE	NE	NE	NE		NE	NE	NE	NE		NE		NE	NE	NE
Respiratory, thoracic and mediastinal disorders	Acute respiratory distress syndrome	Rest of World	57	11.5	0	0.0	59	11.8	0	0.0	NE			NE	NE	NE		NE	NE	NE	NE		NE	NE	NE	NE		NE		NE	NE	NE
Respiratory, thoracic and mediastinal disorders	Acute respiratory failure	Western Europe/United States/Canada/Australia	298	60.2	0	0.0	300	60.2	1	0.3		*	Quasi-complete separation of data points detected.				*	ERROR: The mean parameter is either invalid or at a limit of its range for some observations.			0.00		Algorithm converged.	0.00	NE	0.9999	NE	>999.99		Algorithm converged.	0.00	NE
Respiratory, thoracic and mediastinal disorders	Acute respiratory failure	Asia	140	28.3	0	0.0	139	27.9	0	0.0	NE			NE	NE	NE		NE	NE	NE	NE		NE	NE	NE	NE		NE		NE	NE	NE
Respiratory, thoracic and mediastinal disorders	Acute respiratory failure	Rest of World	57	11.5	0	0.0	59	11.8	0	0.0	NE			NE	NE	NE		NE	NE	NE	NE		NE	NE	NE	NE		NE		NE	NE	NE

Respiratory, thoracic and mediastinal disorders	Chronic obstructive pulmonary disease	Western Europe/United States/Canada/Australia	298	60.2	0	0.0	300	60.2	1	0.3		*	Quasi-complete separation of data points detected.				*	ERROR: The mean parameter is either invalid or at a limit of its range for some observations.			0.00		Algorithm converged.	0.00	NE	0.9999	NE	>999.99		Algorithm converged.	0.00	NE
Respiratory, thoracic and mediastinal disorders	Chronic obstructive pulmonary disease	Asia	140	28.3	0	0.0	139	27.9	0	0.0	NE			NE	NE	NE		NE	NE	NE	NE		NE	NE	NE	NE		NE		NE	NE	NE
Respiratory, thoracic and mediastinal disorders	Chronic obstructive pulmonary disease	Rest of World	57	11.5	0	0.0	59	11.8	0	0.0	NE			NE	NE	NE		NE	NE	NE	NE		NE	NE	NE	NE		NE		NE	NE	NE
Respiratory, thoracic and mediastinal disorders	Dyspnoea	Western Europe/United States/Canada/Australia	298	60.2	3	1.0	300	60.2	4	1.3	0.75		Convergence criterion (GCONV=1E-8) satisfied.	0.17	3.39	-0.003		Algorithm converged.	-0.020	0.014	0.76		Algorithm converged.	0.17	3.34	0.7114	0.4565	1.32		Algorithm converged.	0.30	5.87
Respiratory, thoracic and mediastinal disorders	Dyspnoea	Asia	140	28.3	0	0.0	139	27.9	0	0.0	NE			NE	NE	NE		NE	NE	NE	NE		NE	NE	NE	NE		NE		NE	NE	NE
Respiratory, thoracic and mediastinal disorders	Dyspnoea	Rest of World	57	11.5	1	1.8	59	11.8	0	0.0		*	Quasi-complete separation of data points detected.				*	ERROR: Error in computing the link function, its derivatives, or the variance function.			NE		Algorithm converged.	NE	NE	NE		NE		Algorithm converged.	NE	NE
Respiratory, thoracic and mediastinal disorders	Hypoxia	Western Europe/United States/Canada/Australia	298	60.2	5	1.7	300	60.2	1	0.3	5.10		Convergence criterion (GCONV=1E-8) satisfied.	0.59	43.94	0.013		Algorithm converged.	-0.003	0.029	5.03		Algorithm converged.	0.59	42.83	0.1390	NE	0.20		Algorithm converged.	0.02	1.69
Respiratory, thoracic and mediastinal disorders	Hypoxia	Asia	140	28.3	0	0.0	139	27.9	0	0.0	NE			NE	NE	NE		NE	NE	NE	NE		NE	NE	NE	NE		NE		NE	NE	NE
Respiratory, thoracic and mediastinal disorders	Hypoxia	Rest of World	57	11.5	0	0.0	59	11.8	0	0.0	NE			NE	NE	NE		NE	NE	NE	NE		NE	NE	NE	NE		NE		NE	NE	NE
Respiratory, thoracic and mediastinal disorders	Lung disorder	Western Europe/United States/Canada/Australia	298	60.2	1	0.3	300	60.2	0	0.0		*	Quasi-complete separation of data points detected.				*	WARNING: Negative of Hessian not positive definite.			NE		Algorithm converged.	NE	NE	NE	NE	NE		Algorithm converged.	NE	NE
Respiratory, thoracic and mediastinal disorders	Lung disorder	Asia	140	28.3	0	0.0	139	27.9	0	0.0	NE			NE	NE	NE		NE	NE	NE	NE		NE	NE	NE	NE		NE		NE	NE	NE
Respiratory, thoracic and mediastinal disorders	Lung disorder	Rest of World	57	11.5	0	0.0	59	11.8	0	0.0	NE			NE	NE	NE		NE	NE	NE	NE		NE	NE	NE	NE		NE		NE	NE	NE
Respiratory, thoracic and mediastinal disorders	Oropharyngeal pain	Western Europe/United States/Canada/Australia	298	60.2	1	0.3	300	60.2	0	0.0		*	Quasi-complete separation of data points detected.				*	WARNING: The relative Hessian convergence criterion of 44.806790292 is greater than the limit of 0.0001. The convergence is questionable.			NE		Algorithm converged.	NE	NE	NE	NE	NE		Algorithm converged.	NE	NE
Respiratory, thoracic and mediastinal disorders	Oropharyngeal pain	Asia	140	28.3	0	0.0	139	27.9	1	0.7		*	Quasi-complete separation of data points detected.				*	WARNING: The relative Hessian convergence criterion of 19.480043432 is greater than the limit of 0.0001. The convergence is questionable.			0.00		Algorithm converged.	0.00	NE	0.9999		>999.99		Algorithm converged.	0.00	NE
Respiratory, thoracic and mediastinal disorders	Oropharyngeal pain	Rest of World	57	11.5	0	0.0	59	11.8	0	0.0	NE			NE	NE	NE		NE	NE	NE	NE		NE	NE	NE	NE		NE		NE	NE	NE
Respiratory, thoracic and mediastinal disorders	Pleural effusion	Western Europe/United States/Canada/Australia	298	60.2	0	0.0	300	60.2	1	0.3		*	Quasi-complete separation of data points detected.				*	ERROR: The mean parameter is either invalid or at a limit of its range for some observations.			0.00		Algorithm converged.	0.00	NE	0.9999	NE	>999.99		Algorithm converged.	0.00	NE
Respiratory, thoracic and mediastinal disorders	Pleural effusion	Asia	140	28.3	0	0.0	139	27.9	0	0.0	NE			NE	NE	NE		NE	NE	NE	NE		NE	NE	NE	NE		NE		NE	NE	NE
Respiratory, thoracic and mediastinal disorders	Pleural effusion	Rest of World	57	11.5	0	0.0	59	11.8	0	0.0	NE			NE	NE	NE		NE	NE	NE	NE		NE	NE	NE	NE		NE		NE	NE	NE
Respiratory, thoracic and mediastinal disorders	Pneumonitis	Western Europe/United States/Canada/Australia	298	60.2	0	0.0	300	60.2	0	0.0	NE			NE	NE	NE		NE	NE	NE	NE		NE	NE	NE	NE	NE	NE		NE	NE	NE
Respiratory, thoracic and mediastinal disorders	Pneumonitis	Asia	140	28.3	1	0.7	139	27.9	2	1.4	0.49		Convergence criterion (GCONV=1E-8) satisfied.	0.04	5.50	-0.007		Algorithm converged.	-0.031	0.017	0.50		Algorithm converged.	0.05	5.41	0.5656		2.01		Algorithm converged.	0.18	21.96
Respiratory, thoracic and mediastinal disorders	Pneumonitis	Rest of World	57	11.5	0	0.0	59	11.8	0	0.0	NE			NE	NE	NE		NE	NE	NE	NE		NE	NE	NE	NE		NE		NE	NE	NE
Respiratory, thoracic and mediastinal disorders	Pulmonary embolism	Western Europe/United States/Canada/Australia	298	60.2	3	1.0	300	60.2	2	0.7	1.52		Convergence criterion (GCONV=1E-8) satisfied.	0.25	9.13	0.003		Algorithm converged.	-0.011	0.018	1.51		Algorithm converged.	0.25	8.97	0.6503	NE	0.66		Algorithm converged.	0.11	3.93
Respiratory, thoracic and mediastinal disorders	Pulmonary embolism	Asia	140	28.3	0	0.0	139	27.9	0	0.0	NE			NE	NE	NE		NE	NE	NE	NE		NE	NE	NE	NE		NE		NE	NE	NE
Respiratory, thoracic and mediastinal disorders	Pulmonary embolism	Rest of World	57	11.5	0	0.0	59	11.8	0	0.0	NE			NE	NE	NE		NE	NE	NE	NE		NE	NE	NE	NE		NE		NE	NE	NE
Respiratory, thoracic and mediastinal disorders	Pulmonary oedema	Western Europe/United States/Canada/Australia	298	60.2	1	0.3	300	60.2	0	0.0		*	Quasi-complete separation of data points detected.				*	WARNING: Negative of Hessian not positive definite.			NE		Algorithm converged.	NE	NE	NE	NE	NE		Algorithm converged.	NE	NE
Respiratory, thoracic and mediastinal disorders	Pulmonary oedema	Asia	140	28.3	0	0.0	139	27.9	0	0.0	NE			NE	NE	NE		NE	NE	NE	NE		NE	NE	NE	NE		NE		NE	NE	NE
Respiratory, thoracic and mediastinal disorders	Pulmonary oedema	Rest of World	57	11.5	0	0.0	59	11.8	0	0.0	NE			NE	NE	NE		NE	NE	NE	NE		NE	NE	NE	NE		NE		NE	NE	NE
Respiratory, thoracic and mediastinal disorders	Respiratory failure	Western Europe/United States/Canada/Australia	298	60.2	2	0.7	300	60.2	1	0.3	2.02		Convergence criterion (GCONV=1E-8) satisfied.	0.18	22.40	0.003		Algorithm converged.	-0.008	0.015	2.01		Algorithm converged.	0.18	22.09	0.5669	NE	0.50		Algorithm converged.	0.05	5.45
Respiratory, thoracic and mediastinal disorders	Respiratory failure	Asia	140	28.3	0	0.0	139	27.9	0	0.0	NE			NE	NE	NE		NE	NE	NE	NE		NE	NE	NE	NE		NE		NE	NE	NE
Respiratory, thoracic and mediastinal disorders	Respiratory failure	Rest of World	57	11.5	0	0.0	59	11.8	0	0.0	NE			NE	NE	NE		NE	NE	NE	NE		NE	NE	NE	NE		NE		NE	NE	NE
Respiratory, thoracic and mediastinal disorders	Tachypnoea	Western Europe/United States/Canada/Australia	298	60.2	0	0.0	300	60.2	0	0.0	NE			NE	NE	NE		NE	NE	NE	NE		NE	NE	NE	NE	NE	NE		NE	NE	NE
Respiratory, thoracic and mediastinal disorders	Tachypnoea	Asia	140	28.3	0	0.0	139	27.9	0	0.0	NE			NE	NE	NE		NE	NE	NE	NE		NE	NE	NE	NE		NE		NE	NE	NE
Respiratory, thoracic and mediastinal disorders	Tachypnoea	Rest of World	57	11.5	0	0.0	59	11.8	1	1.7		*	Quasi-complete separation of data points detected.				*	WARNING: The relative Hessian convergence criterion of 10.540168601 is greater than the limit of 0.0001. The convergence is questionable.			0.00		Algorithm converged.	0.00	NE	0.9999		>999.99		Algorithm converged.	0.00	NE
Skin and subcutaneous tissue disorders		Western Europe/United States/Canada/Australia	298	60.2	4	1.3	300	60.2	1	0.3	4.07		Convergence criterion (GCONV=1E-8) satisfied.	0.45	36.61	0.010		Algorithm converged.	-0.005	0.025	4.03		Algorithm converged.	0.45	35.82	0.2116	0.2296	0.25		Algorithm converged.	0.03	2.21
Skin and subcutaneous tissue disorders		Asia	140	28.3	1	0.7	139	27.9	3	2.2	0.33		Convergence criterion (GCONV=1E-8) satisfied.	0.03	3.17	-0.014		Algorithm converged.	-0.042	0.013	0.33		Algorithm converged.	0.03	3.14	0.3356		3.02		Algorithm converged.	0.32	28.70
Skin and subcutaneous tissue disorders		Rest of World	57	11.5	1	1.8	59	11.8	1	1.7	1.04		Convergence criterion (GCONV=1E-8) satisfied.	0.06	16.96	0.001		Algorithm converged.	-0.047	0.048	1.04		Algorithm converged.	0.07	16.16	0.9804		0.97		Algorithm converged.	0.06	15.08
Skin and subcutaneous tissue disorders	Alopecia	Western Europe/United States/Canada/Australia	298	60.2	0	0.0	300	60.2	1	0.3		*	Quasi-complete separation of data points detected.				*	ERROR: The mean parameter is either invalid or at a limit of its range for some observations.			0.00		Algorithm converged.	0.00	NE	0.9999	NE	>999.99		Algorithm converged.	0.00	NE
Skin and subcutaneous tissue disorders	Alopecia	Asia	140	28.3	0	0.0	139	27.9	0	0.0	NE			NE	NE	NE		NE	NE	NE	NE		NE	NE	NE	NE		NE		NE	NE	NE
Skin and subcutaneous tissue disorders	Alopecia	Rest of World	57	11.5	0	0.0	59	11.8	0	0.0	NE			NE	NE	NE		NE	NE	NE	NE		NE	NE	NE	NE		NE		NE	NE	NE
Skin and subcutaneous tissue disorders	Bullous haemorrhagic dermatosis	Western Europe/United States/Canada/Australia	298	60.2	0	0.0	300	60.2	0	0.0	NE			NE	NE	NE		NE	NE	NE	NE		NE	NE	NE	NE	NE	NE		NE	NE	NE
Skin and subcutaneous tissue disorders	Bullous haemorrhagic dermatosis	Asia	140	28.3	0	0.0	139	27.9	0	0.0	NE			NE	NE	NE		NE	NE	NE	NE		NE	NE	NE	NE		NE		NE	NE	NE
Skin and subcutaneous tissue disorders	Bullous haemorrhagic dermatosis	Rest of World	57	11.5	1	1.8	59	11.8	0	0.0		*	Quasi-complete separation of data points detected.				*	WARNING: The relative Hessian convergence criterion of 10.998844964 is greater than the limit of 0.0001. The convergence is questionable.			NE		Algorithm converged.	NE	NE	NE		NE		Algorithm converged.	NE	NE
Skin and subcutaneous tissue disorders	Hyperhidrosis	Western Europe/United States/Canada/Australia	298	60.2	0	0.0	300	60.2	0	0.0	NE			NE	NE	NE		NE	NE	NE	NE		NE	NE	NE	NE	NE	NE		NE	NE	NE
Skin and subcutaneous tissue disorders	Hyperhidrosis	Asia	140	28.3	0	0.0	139	27.9	0	0.0	NE			NE	NE	NE		NE	NE	NE	NE		NE	NE	NE	NE		NE		NE	NE	NE
Skin and subcutaneous tissue disorders	Hyperhidrosis	Rest of World	57	11.5	0	0.0	59	11.8	1	1.7		*	Quasi-complete separation of data points detected.				*	WARNING: The relative Hessian convergence criterion of 10.540168601 is greater than the limit of 0.0001. The convergence is questionable.			0.00		Algorithm converged.	0.00	NE	0.9999		>999.99		Algorithm converged.	0.00	NE
Skin and subcutaneous tissue disorders	Nail discolouration	Western Europe/United States/Canada/Australia	298	60.2	0	0.0	300	60.2	0	0.0	NE			NE	NE	NE		NE	NE	NE	NE		NE	NE	NE	NE	NE	NE		NE	NE	NE
Skin and subcutaneous tissue disorders	Nail discolouration	Asia	140	28.3	0	0.0	139	27.9	1	0.7		*	Quasi-complete separation of data points detected.				*	WARNING: The relative Hessian convergence criterion of 19.480043296 is greater than the limit of 0.0001. The convergence is questionable.			0.00		Algorithm converged.	0.00	NE	0.9999		>999.99		Algorithm converged.	0.00	NE
Skin and subcutaneous tissue disorders	Nail discolouration	Rest of World	57	11.5	0	0.0	59	11.8	0	0.0	NE			NE	NE	NE		NE	NE	NE	NE		NE	NE	NE	NE		NE		NE	NE	NE
Skin and subcutaneous tissue disorders	Pruritus	Western Europe/United States/Canada/Australia	298	60.2	0	0.0	300	60.2	0	0.0	NE			NE	NE	NE		NE	NE	NE	NE		NE	NE	NE	NE	NE	NE		NE	NE	NE
Skin and subcutaneous tissue disorders	Pruritus	Asia	140	28.3	0	0.0	139	27.9	1	0.7		*	Quasi-complete separation of data points detected.				*	WARNING: The relative Hessian convergence criterion of 19.480043432 is greater than the limit of 0.0001. The convergence is questionable.			0.00		Algorithm converged.	0.00	NE	0.9999		>999.99		Algorithm converged.	0.00	NE
Skin and subcutaneous tissue disorders	Pruritus	Rest of World	57	11.5	0	0.0	59	11.8	0	0.0	NE			NE	NE	NE		NE	NE	NE	NE		NE	NE	NE	NE		NE		NE	NE	NE
Skin and subcutaneous tissue disorders	Psoriasis	Western Europe/United States/Canada/Australia	298	60.2	1	0.3	300	60.2	0	0.0		*	Quasi-complete separation of data points detected.				*	WARNING: Negative of Hessian not positive definite.			NE		Algorithm converged.	NE	NE	NE	NE	NE		Algorithm converged.	NE	NE
Skin and subcutaneous tissue disorders	Psoriasis	Asia	140	28.3	0	0.0	139	27.9	0	0.0	NE			NE	NE	NE		NE	NE	NE	NE		NE	NE	NE	NE		NE		NE	NE	NE
Skin and subcutaneous tissue disorders	Psoriasis	Rest of World	57	11.5	0	0.0	59	11.8	0	0.0	NE			NE	NE	NE		NE	NE	NE	NE		NE	NE	NE	NE		NE		NE	NE	NE
Skin and subcutaneous tissue disorders	Rash	Western Europe/United States/Canada/Australia	298	60.2	2	0.7	300	60.2	0	0.0		*	Quasi-complete separation of data points detected.				*	WARNING: Negative of Hessian not positive definite.			NE		Algorithm converged.	NE	NE	NE	NE	NE		Algorithm converged.	NE	NE
Skin and subcutaneous tissue disorders	Rash	Asia	140	28.3	0	0.0	139	27.9	1	0.7		*	Quasi-complete separation of data points detected.				*	WARNING: The relative Hessian convergence criterion of 19.480043432 is greater than the limit of 0.0001. The convergence is questionable.			0.00		Algorithm converged.	0.00	NE	0.9999		>999.99		Algorithm converged.	0.00	NE
Skin and subcutaneous tissue disorders	Rash	Rest of World	57	11.5	0	0.0	59	11.8	0	0.0	NE			NE	NE	NE		NE	NE	NE	NE		NE	NE	NE	NE		NE		NE	NE	NE
Skin and subcutaneous tissue disorders	Rash maculo-papular	Western Europe/United States/Canada/Australia	298	60.2	1	0.3	300	60.2	0	0.0		*	Quasi-complete separation of data points detected.				*	WARNING: Negative of Hessian not positive definite.			NE		Algorithm converged.	NE	NE	NE	NE	NE		Algorithm converged.	NE	NE
Skin and subcutaneous tissue disorders	Rash maculo-papular	Asia	140	28.3	0	0.0	139	27.9	0	0.0	NE			NE	NE	NE		NE	NE	NE	NE		NE	NE	NE	NE		NE		NE	NE	NE
Skin and subcutaneous tissue disorders	Rash maculo-papular	Rest of World	57	11.5	0	0.0	59	11.8	0	0.0	NE			NE	NE	NE		NE	NE	NE	NE		NE	NE	NE	NE		NE		NE	NE	NE
Skin and subcutaneous tissue disorders	Urticaria	Western Europe/United States/Canada/Australia	298	60.2	0	0.0	300	60.2	0	0.0	NE			NE	NE	NE		NE	NE	NE	NE		NE	NE	NE	NE	NE	NE		NE	NE	NE
Skin and subcutaneous tissue disorders	Urticaria	Asia	140	28.3	1	0.7	139	27.9	1	0.7	0.99		Convergence criterion (GCONV=1E-8) satisfied.	0.06	16.03	0.000		Algorithm converged.	-0.020	0.020	0.99		Algorithm converged.	0.06	15.72	0.9959		1.01		Algorithm converged.	0.06	15.94
Skin and subcutaneous tissue disorders	Urticaria	Rest of World	57	11.5	0	0.0	59	11.8	0	0.0	NE			NE	NE	NE		NE	NE	NE	NE		NE	NE	NE	NE		NE		NE	NE	NE
Vascular disorders		Western Europe/United States/Canada/Australia	298	60.2	7	2.3	300	60.2	9	3.0	0.78		Convergence criterion (GCONV=1E-8) satisfied.	0.29	2.12	-0.007		Algorithm converged.	-0.032	0.019	0.78		Algorithm converged.	0.30	2.08	0.6228	0.9567	1.28		Algorithm converged.	0.48	3.38
Vascular disorders		Asia	140	28.3	6	4.3	139	27.9	7	5.0	0.84		Convergence criterion (GCONV=1E-8) satisfied.	0.28	2.58	-0.008		Algorithm converged.	-0.057	0.042	0.85		Algorithm converged.	0.29	2.47	0.7665		1.18		Algorithm converged.	0.41	3.41
Vascular disorders		Rest of World	57	11.5	3	5.3	59	11.8	3	5.1	1.04		Convergence criterion (GCONV=1E-8) satisfied.	0.20	5.36	0.002		Algorithm converged.	-0.079	0.082	1.04		Algorithm converged.	0.22	4.92	0.9654		0.97		Algorithm converged.	0.20	4.59
Vascular disorders	Deep vein thrombosis	Western Europe/United States/Canada/Australia	298	60.2	0	0.0	300	60.2	0	0.0	NE			NE	NE	NE		NE	NE	NE	NE		NE	NE	NE	NE	NE	NE		NE	NE	NE
Vascular disorders	Deep vein thrombosis	Asia	140	28.3	1	0.7	139	27.9	0	0.0		*	Quasi-complete separation of data points detected.				*	WARNING: Negative of Hessian not positive definite.			NE		Algorithm converged.	NE	NE	NE		NE		Algorithm converged.	NE	NE
Vascular disorders	Deep vein thrombosis	Rest of World	57	11.5	0	0.0	59	11.8	1	1.7		*	Quasi-complete separation of data points detected.				*	WARNING: The relative Hessian convergence criterion of 10.540168601 is greater than the limit of 0.0001. The convergence is questionable.			0.00		Algorithm converged.	0.00	NE	0.9999		>999.99		Algorithm converged.	0.00	NE
Vascular disorders	Embolism	Western Europe/United States/Canada/Australia	298	60.2	0	0.0	300	60.2	0	0.0	NE			NE	NE	NE		NE	NE	NE	NE		NE	NE	NE	NE	NE	NE		NE	NE	NE
Vascular disorders	Embolism	Asia	140	28.3	1	0.7	139	27.9	1	0.7	0.99		Convergence criterion (GCONV=1E-8) satisfied.	0.06	16.03	0.000		Algorithm converged.	-0.020	0.020	0.99		Algorithm converged.	0.06	15.72	0.9959		1.01		Algorithm converged.	0.06	15.94
Vascular disorders	Embolism	Rest of World	57	11.5	0	0.0	59	11.8	0	0.0	NE			NE	NE	NE		NE	NE	NE	NE		NE	NE	NE	NE		NE		NE	NE	NE
Vascular disorders	Hypertension	Western Europe/United States/Canada/Australia	298	60.2	5	1.7	300	60.2	7	2.3	0.71		Convergence criterion (GCONV=1E-8) satisfied.	0.22	2.28	-0.007		Algorithm converged.	-0.029	0.016	0.72		Algorithm converged.	0.23	2.24	0.5695	0.9371	1.39		Algorithm converged.	0.45	4.33
Vascular disorders	Hypertension	Asia	140	28.3	3	2.1	139	27.9	5	3.6	0.59		Convergence criterion (GCONV=1E-8) satisfied.	0.14	2.50	-0.015		Algorithm converged.	-0.054	0.025	0.60		Algorithm converged.	0.15	2.44	0.4721		1.68		Algorithm converged.	0.41	6.89
Vascular disorders	Hypertension	Rest of World	57	11.5	1	1.8	59	11.8	1	1.7	1.04		Convergence criterion (GCONV=1E-8) satisfied.	0.06	16.96	0.001		Algorithm converged.	-0.047	0.048	1.04		Algorithm converged.	0.07	16.16	0.9804		0.97		Algorithm converged.	0.06	15.08
Vascular disorders	Hypotension	Western Europe/United States/Canada/Australia	298	60.2	1	0.3	300	60.2	2	0.7	0.50		Convergence criterion (GCONV=1E-8) satisfied.	0.05	5.56	-0.003		Algorithm converged.	-0.015	0.008	0.50		Algorithm converged.	0.05	5.52	0.5743	0.7090	1.99		Algorithm converged.	0.18	21.79
Vascular disorders	Hypotension	Asia	140	28.3	0	0.0	139	27.9	1	0.7		*	Quasi-complete separation of data points detected.				*	WARNING: The relative Hessian convergence criterion of 19.480043432 is greater than the limit of 0.0001. The convergence is questionable.			0.00		Algorithm converged.	0.00	NE	0.9999		>999.99		Algorithm converged.	0.00	NE
Vascular disorders	Hypotension	Rest of World	57	11.5	0	0.0	59	11.8	0	0.0	NE			NE	NE	NE		NE	NE	NE	NE		NE	NE	NE	NE		NE		NE	NE	NE
Vascular disorders	Pallor	Western Europe/United States/Canada/Australia	298	60.2	0	0.0	300	60.2	0	0.0	NE			NE	NE	NE		NE	NE	NE	NE		NE	NE	NE	NE	NE	NE		NE	NE	NE
Vascular disorders	Pallor	Asia	140	28.3	0	0.0	139	27.9	0	0.0	NE			NE	NE	NE		NE	NE	NE	NE		NE	NE	NE	NE		NE		NE	NE	NE
Vascular disorders	Pallor	Rest of World	57	11.5	0	0.0	59	11.8	1	1.7		*	Quasi-complete separation of data points detected.				*	WARNING: The relative Hessian convergence criterion of 10.540168601 is greater than the limit of 0.0001. The convergence is questionable.			0.00		Algorithm converged.	0.00	NE	0.9999		>999.99		Algorithm converged.	0.00	NE
Vascular disorders	Peripheral coldness	Western Europe/United States/Canada/Australia	298	60.2	0	0.0	300	60.2	0	0.0	NE			NE	NE	NE		NE	NE	NE	NE		NE	NE	NE	NE	NE	NE		NE	NE	NE
Vascular disorders	Peripheral coldness	Asia	140	28.3	0	0.0	139	27.9	0	0.0	NE			NE	NE	NE		NE	NE	NE	NE		NE	NE	NE	NE		NE		NE	NE	NE
Vascular disorders	Peripheral coldness	Rest of World	57	11.5	0	0.0	59	11.8	1	1.7		*	Quasi-complete separation of data points detected.				*	WARNING: The relative Hessian convergence criterion of 10.540168601 is greater than the limit of 0.0001. The convergence is questionable.			0.00		Algorithm converged.	0.00	NE	0.9999		>999.99		Algorithm converged.	0.00	NE
Vascular disorders	Peripheral embolism	Western Europe/United States/Canada/Australia	298	60.2	0	0.0	300	60.2	0	0.0	NE			NE	NE	NE		NE	NE	NE	NE		NE	NE	NE	NE	NE	NE		NE	NE	NE
Vascular disorders	Peripheral embolism	Asia	140	28.3	0	0.0	139	27.9	0	0.0	NE			NE	NE	NE		NE	NE	NE	NE		NE	NE	NE	NE		NE		NE	NE	NE
Vascular disorders	Peripheral embolism	Rest of World	57	11.5	1	1.8	59	11.8	0	0.0		*	Quasi-complete separation of data points detected.				*	ERROR: Error in computing the link function, its derivatives, or the variance function.			NE		Algorithm converged.	NE	NE	NE		NE		Algorithm converged.	NE	NE
Vascular disorders	Peripheral ischaemia	Western Europe/United States/Canada/Australia	298	60.2	0	0.0	300	60.2	1	0.3		*	Quasi-complete separation of data points detected.				*	ERROR: The mean parameter is either invalid or at a limit of its range for some observations.			0.00		Algorithm converged.	0.00	NE	0.9999	NE	>999.99		Algorithm converged.	0.00	NE
Vascular disorders	Peripheral ischaemia	Asia	140	28.3	0	0.0	139	27.9	0	0.0	NE			NE	NE	NE		NE	NE	NE	NE		NE	NE	NE	NE		NE		NE	NE	NE
Vascular disorders	Peripheral ischaemia	Rest of World	57	11.5	0	0.0	59	11.8	0	0.0	NE			NE	NE	NE		NE	NE	NE	NE		NE	NE	NE	NE		NE		NE	NE	NE
Vascular disorders	Systolic hypertension	Western Europe/United States/Canada/Australia	298	60.2	0	0.0	300	60.2	0	0.0	NE			NE	NE	NE		NE	NE	NE	NE		NE	NE	NE	NE	NE	NE		NE	NE	NE
Vascular disorders	Systolic hypertension	Asia	140	28.3	0	0.0	139	27.9	0	0.0	NE			NE	NE	NE		NE	NE	NE	NE		NE	NE	NE	NE		NE		NE	NE	NE
Vascular disorders	Systolic hypertension	Rest of World	57	11.5	1	1.8	59	11.8	0	0.0		*	Quasi-complete separation of data points detected.				*	ERROR: Error in computing the link function, its derivatives, or the variance function.			NE		Algorithm converged.	NE	NE	NE		NE		Algorithm converged.	NE	NE
Vascular disorders	Thrombosis	Western Europe/United States/Canada/Australia	298	60.2	1	0.3	300	60.2	0	0.0		*	Quasi-complete separation of data points detected.				*	WARNING: Negative of Hessian not positive definite.			NE		Algorithm converged.	NE	NE	NE	NE	NE		Algorithm converged.	NE	NE
Vascular disorders	Thrombosis	Asia	140	28.3	0	0.0	139	27.9	0	0.0	NE			NE	NE	NE		NE	NE	NE	NE		NE	NE	NE	NE		NE		NE	NE	NE
Vascular disorders	Thrombosis	Rest of World	57	11.5	0	0.0	59	11.8	0	0.0	NE			NE	NE	NE		NE	NE	NE	NE		NE	NE	NE	NE		NE		NE	NE	NE
Vascular disorders	Venous thrombosis	Western Europe/United States/Canada/Australia	298	60.2	0	0.0	300	60.2	0	0.0	NE			NE	NE	NE		NE	NE	NE	NE		NE	NE	NE	NE	NE	NE		NE	NE	NE
Vascular disorders	Venous thrombosis	Asia	140	28.3	1	0.7	139	27.9	0	0.0		*	Quasi-complete separation of data points detected.				*	WARNING: Negative of Hessian not positive definite.			NE		Algorithm converged.	NE	NE	NE		NE		Algorithm converged.	NE	NE
Vascular disorders	Venous thrombosis	Rest of World	57	11.5	0	0.0	59	11.8	0	0.0	NE			NE	NE	NE		NE	NE	NE	NE		NE	NE	NE	NE		NE		NE	NE	NE

Includes treatment-emergent AEs during AE reporting period only, which is defined as new or worsening AE from the first dose of any study drug through 90 days after the last dose of any study drug or prior to NALT, whichever is earlier.
Only AEs of highest severity are counted.
Test for interaction based on RR (Log-binomial regression)
* indicates convergence problem. Result is uninterpretable.
Clinical cut-off: 15JUN2022

Program: root/clinical_studies/RO5541077/CDPT7884/GO39942/data_analysis/ACE_FINAL_OS/prod/program/t_ae_raw_soc.sas
Output: root/clinical_studies/RO5541077/CDPT7884/GO39942/data_analysis/ACE_FINAL_OS/prod/output/t_ae_raw_soc_sg2_WGR35AE_SE_POOLED_15JUN2022_39942.xls
08FEB2023 18:05

POPULATION: Global and China Extension Population, Safety-Evaluable Population
ENDPOINT: AEs Grade 3-5
MODEL: Unstratified analysis
STUDY: GO39942
Dichotomous Analysis by Subgroups (Safety)

Sex

			Polatuzumab Vedotin + R-CHP (N=495)				R-CHOP (N=498)				Polatuzumab Vedotin + R-CHP vs. R-CHOP																	R-CHOP vs. Polatuzumab Vedotin + R-CHP				
			Patients		Patients with Event		Patients		Patients with Event		Odds Ratio					Absolute Risk Difference					Relative Risk							Relative Risk				
MedDRA System Organ Class	MedDRA Preferred Term	Level	n	%	n	%	n	%	n	%	Odds Ratio		Convergence Reason	95% Lower CL	95% Upper CL	Absolute Risk		Convergence Reason	95% Lower CL	95% Upper CL	Relative Risk		Convergence Reason	95% Lower CL	95% Upper CL	p-value (Wald)	Interaction Test p-value (likelihood ratio)	Relative Risk		Convergence Reason	95% Lower CL	95% Upper CL
Blood and lymphatic system disorders		Male	265	53.5	102	38.5	269	54.0	97	36.1	1.11		Convergence criterion (GCONV=1E-8) satisfied.	0.78	1.58	0.024		Algorithm converged.	-0.058	0.106	1.07		Algorithm converged.	0.86	1.33	0.5614	0.7586	0.94		Algorithm converged.	0.75	1.17
Blood and lymphatic system disorders		Female	230	46.5	96	41.7	229	46.0	94	41.0	1.03		Convergence criterion (GCONV=1E-8) satisfied.	0.71	1.49	0.007		Algorithm converged.	-0.083	0.097	1.02		Algorithm converged.	0.82	1.26	0.8805		0.98		Algorithm converged.	0.79	1.22
Blood and lymphatic system disorders	Agranulocytosis	Male	265	53.5	0	0.0	269	54.0	1	0.4		*	Quasi-complete separation of data points detected.				*	ERROR: The mean parameter is either invalid or at a limit of its range for some observations.			0.00		Algorithm converged.	0.00	NE	0.9999	NE	>999.99		Algorithm converged.	0.00	NE
Blood and lymphatic system disorders	Agranulocytosis	Female	230	46.5	0	0.0	229	46.0	0	0.0	NE			NE	NE	NE		NE	NE	NE	NE		NE	NE	NE	NE		NE		NE	NE	NE
Blood and lymphatic system disorders	Anaemia	Male	265	53.5	23	8.7	269	54.0	21	7.8	1.12		Convergence criterion (GCONV=1E-8) satisfied.	0.61	2.08	0.009		Algorithm converged.	-0.038	0.055	1.11		Algorithm converged.	0.63	1.96	0.7140	0.8106	0.90		Algorithm converged.	0.51	1.59
Blood and lymphatic system disorders	Anaemia	Female	230	46.5	33	14.3	229	46.0	27	11.8	1.25		Convergence criterion (GCONV=1E-8) satisfied.	0.73	2.16	0.026		Algorithm converged.	-0.036	0.087	1.22		Algorithm converged.	0.76	1.96	0.4175		0.82		Algorithm converged.	0.51	1.32
Blood and lymphatic system disorders	Aplasia pure red cell	Male	265	53.5	0	0.0	269	54.0	1	0.4		*	Quasi-complete separation of data points detected.				*	ERROR: The mean parameter is either invalid or at a limit of its range for some observations.			0.00		Algorithm converged.	0.00	NE	0.9999	0.0968	>999.99		Algorithm converged.	0.00	NE
Blood and lymphatic system disorders	Aplasia pure red cell	Female	230	46.5	1	0.4	229	46.0	0	0.0		*	Quasi-complete separation of data points detected.				*	WARNING: Negative of Hessian not positive definite.			NE		Algorithm converged.	NE	NE	NE		NE		Algorithm converged.	NE	NE
Blood and lymphatic system disorders	Cytopenia	Male	265	53.5	0	0.0	269	54.0	0	0.0	NE			NE	NE	NE		NE	NE	NE	NE		NE	NE	NE	NE	NE	NE		NE	NE	NE
Blood and lymphatic system disorders	Cytopenia	Female	230	46.5	1	0.4	229	46.0	0	0.0		*	Quasi-complete separation of data points detected.				*	WARNING: Negative of Hessian not positive definite.			NE		Algorithm converged.	NE	NE	NE		NE		Algorithm converged.	NE	NE
Blood and lymphatic system disorders	Febrile bone marrow aplasia	Male	265	53.5	1	0.4	269	54.0	0	0.0		*	Quasi-complete separation of data points detected.				*	WARNING: Negative of Hessian not positive definite.			NE		Algorithm converged.	NE	NE	NE	0.0497	NE		Algorithm converged.	NE	NE
Blood and lymphatic system disorders	Febrile bone marrow aplasia	Female	230	46.5	0	0.0	229	46.0	2	0.9		*	Quasi-complete separation of data points detected.				*	WARNING: Negative of Hessian not positive definite.			0.00		Algorithm converged.	0.00	NE	0.9999		>999.99		Algorithm converged.	0.00	NE
Blood and lymphatic system disorders	Febrile neutropenia	Male	265	53.5	38	14.3	269	54.0	20	7.4	2.08		Convergence criterion (GCONV=1E-8) satisfied.	1.18	3.69	0.069		Algorithm converged.	0.016	0.122	1.93		Algorithm converged.	1.15	3.23	0.0123	0.4549	0.52		Algorithm converged.	0.31	0.87
Blood and lymphatic system disorders	Febrile neutropenia	Female	230	46.5	26	11.3	229	46.0	18	7.9	1.49		Convergence criterion (GCONV=1E-8) satisfied.	0.79	2.81	0.034		Algorithm converged.	-0.019	0.088	1.44		Algorithm converged.	0.81	2.55	0.2135		0.70		Algorithm converged.	0.39	1.23
Blood and lymphatic system disorders	Hypofibrinogenaemia	Male	265	53.5	0	0.0	269	54.0	1	0.4		*	Quasi-complete separation of data points detected.				*	ERROR: The mean parameter is either invalid or at a limit of its range for some observations.			0.00		Algorithm converged.	0.00	NE	0.9999	NE	>999.99		Algorithm converged.	0.00	NE
Blood and lymphatic system disorders	Hypofibrinogenaemia	Female	230	46.5	0	0.0	229	46.0	0	0.0	NE			NE	NE	NE		NE	NE	NE	NE		NE	NE	NE	NE		NE		NE	NE	NE
Blood and lymphatic system disorders	Leukopenia	Male	265	53.5	12	4.5	269	54.0	21	7.8	0.56		Convergence criterion (GCONV=1E-8) satisfied.	0.27	1.16	-0.033		Algorithm converged.	-0.073	0.008	0.58		Algorithm converged.	0.29	1.15	0.1211	0.1690	1.72		Algorithm converged.	0.87	3.43
Blood and lymphatic system disorders	Leukopenia	Female	230	46.5	18	7.8	229	46.0	16	7.0	1.13		Convergence criterion (GCONV=1E-8) satisfied.	0.56	2.28	0.008		Algorithm converged.	-0.040	0.056	1.12		Algorithm converged.	0.59	2.14	0.7316		0.89		Algorithm converged.	0.47	1.71
Blood and lymphatic system disorders	Lymphopenia	Male	265	53.5	6	2.3	269	54.0	5	1.9	1.22		Convergence criterion (GCONV=1E-8) satisfied.	0.37	4.06	0.004		Algorithm converged.	-0.020	0.028	1.22		Algorithm converged.	0.38	3.94	0.7420	0.2614	0.82		Algorithm converged.	0.25	2.66
Blood and lymphatic system disorders	Lymphopenia	Female	230	46.5	2	0.9	229	46.0	5	2.2	0.39		Convergence criterion (GCONV=1E-8) satisfied.	0.08	2.05	-0.013		Algorithm converged.	-0.036	0.009	0.40		Algorithm converged.	0.08	2.03	0.2682		2.51		Algorithm converged.	0.49	12.81
Blood and lymphatic system disorders	Myelosuppression	Male	265	53.5	2	0.8	269	54.0	1	0.4	2.04		Convergence criterion (GCONV=1E-8) satisfied.	0.18	22.61	0.004		Algorithm converged.	-0.009	0.017	2.03		Algorithm converged.	0.19	22.26	0.5622	0.2790	0.49		Algorithm converged.	0.04	5.40
Blood and lymphatic system disorders	Myelosuppression	Female	230	46.5	2	0.9	229	46.0	0	0.0		*	Quasi-complete separation of data points detected.				*	WARNING: Negative of Hessian not positive definite.			NE		Algorithm converged.	NE	NE	NE		NE		Algorithm converged.	NE	NE
Blood and lymphatic system disorders	Neutropenia	Male	265	53.5	63	23.8	269	54.0	73	27.1	0.84		Convergence criterion (GCONV=1E-8) satisfied.	0.57	1.24	-0.034		Algorithm converged.	-0.107	0.040	0.88		Algorithm converged.	0.65	1.17	0.3731	0.6949	1.14		Algorithm converged.	0.85	1.53
Blood and lymphatic system disorders	Neutropenia	Female	230	46.5	64	27.8	229	46.0	67	29.3	0.93		Convergence criterion (GCONV=1E-8) satisfied.	0.62	1.40	-0.014		Algorithm converged.	-0.097	0.068	0.95		Algorithm converged.	0.71	1.27	0.7342		1.05		Algorithm converged.	0.79	1.40
Blood and lymphatic system disorders	Pancytopenia	Male	265	53.5	1	0.4	269	54.0	0	0.0		*	Quasi-complete separation of data points detected.				*	WARNING: Negative of Hessian not positive definite.			NE		Algorithm converged.	NE	NE	NE	NE	NE		Algorithm converged.	NE	NE
Blood and lymphatic system disorders	Pancytopenia	Female	230	46.5	0	0.0	229	46.0	0	0.0	NE			NE	NE	NE		NE	NE	NE	NE		NE	NE	NE	NE		NE		NE	NE	NE
Blood and lymphatic system disorders	Thrombocytopenia	Male	265	53.5	6	2.3	269	54.0	9	3.3	0.67		Convergence criterion (GCONV=1E-8) satisfied.	0.23	1.91	-0.011		Algorithm converged.	-0.039	0.017	0.68		Algorithm converged.	0.24	1.87	0.4526	0.6647	1.48		Algorithm converged.	0.53	4.09
Blood and lymphatic system disorders	Thrombocytopenia	Female	230	46.5	10	4.3	229	46.0	11	4.8	0.90		Convergence criterion (GCONV=1E-8) satisfied.	0.37	2.16	-0.005		Algorithm converged.	-0.043	0.034	0.91		Algorithm converged.	0.39	2.09	0.8154		1.10		Algorithm converged.	0.48	2.55
Cardiac disorders		Male	265	53.5	2	0.8	269	54.0	5	1.9	0.40		Convergence criterion (GCONV=1E-8) satisfied.	0.08	2.09	-0.011		Algorithm converged.	-0.030	0.008	0.41		Algorithm converged.	0.08	2.07	0.2788	0.2810	2.46		Algorithm converged.	0.48	12.58
Cardiac disorders		Female	230	46.5	4	1.7	229	46.0	3	1.3	1.33		Convergence criterion (GCONV=1E-8) satisfied.	0.30	6.02	0.004		Algorithm converged.	-0.018	0.027	1.33		Algorithm converged.	0.30	5.87	0.7086		0.75		Algorithm converged.	0.17	3.33
Cardiac disorders	Atrial fibrillation	Male	265	53.5	0	0.0	269	54.0	2	0.7		*	Quasi-complete separation of data points detected.				*	ERROR: The mean parameter is either invalid or at a limit of its range for some observations.			0.00		Algorithm converged.	0.00	NE	0.9999	0.0512	>999.99		Algorithm converged.	0.00	NE
Cardiac disorders	Atrial fibrillation	Female	230	46.5	1	0.4	229	46.0	0	0.0		*	Quasi-complete separation of data points detected.				*	WARNING: Negative of Hessian not positive definite.			NE		Algorithm converged.	NE	NE	NE		NE		Algorithm converged.	NE	NE
Cardiac disorders	Atrioventricular block complete	Male	265	53.5	0	0.0	269	54.0	1	0.4		*	Quasi-complete separation of data points detected.				*	ERROR: The mean parameter is either invalid or at a limit of its range for some observations.			0.00		Algorithm converged.	0.00	NE	0.9999	NE	>999.99		Algorithm converged.	0.00	NE
Cardiac disorders	Atrioventricular block complete	Female	230	46.5	0	0.0	229	46.0	0	0.0	NE			NE	NE	NE		NE	NE	NE	NE		NE	NE	NE	NE		NE		NE	NE	NE
Cardiac disorders	Cardiac failure congestive	Male	265	53.5	0	0.0	269	54.0	2	0.7		*	Quasi-complete separation of data points detected.				*	ERROR: The mean parameter is either invalid or at a limit of its range for some observations.			0.00		Algorithm converged.	0.00	NE	0.9999	NE	>999.99		Algorithm converged.	0.00	NE
Cardiac disorders	Cardiac failure congestive	Female	230	46.5	0	0.0	229	46.0	0	0.0	NE			NE	NE	NE		NE	NE	NE	NE		NE	NE	NE	NE		NE		NE	NE	NE
Cardiac disorders	Cardiopulmonary failure	Male	265	53.5	1	0.4	269	54.0	0	0.0		*	Quasi-complete separation of data points detected.				*	WARNING: Negative of Hessian not positive definite.			NE		Algorithm converged.	NE	NE	NE	NE	NE		Algorithm converged.	NE	NE
Cardiac disorders	Cardiopulmonary failure	Female	230	46.5	0	0.0	229	46.0	0	0.0	NE			NE	NE	NE		NE	NE	NE	NE		NE	NE	NE	NE		NE		NE	NE	NE
Cardiac disorders	Left ventricular dysfunction	Male	265	53.5	1	0.4	269	54.0	0	0.0		*	Quasi-complete separation of data points detected.				*	WARNING: Negative of Hessian not positive definite.			NE		Algorithm converged.	NE	NE	NE	0.0945	NE		Algorithm converged.	NE	NE
Cardiac disorders	Left ventricular dysfunction	Female	230	46.5	0	0.0	229	46.0	1	0.4		*	Quasi-complete separation of data points detected.				*	WARNING: Negative of Hessian not positive definite.			0.00		Algorithm converged.	0.00	NE	0.9999		>999.99		Algorithm converged.	0.00	NE
Cardiac disorders	Myocardial infarction	Male	265	53.5	0	0.0	269	54.0	0	0.0	NE			NE	NE	NE		NE	NE	NE	NE		NE	NE	NE	NE	NE	NE		NE	NE	NE
Cardiac disorders	Myocardial infarction	Female	230	46.5	1	0.4	229	46.0	0	0.0		*	Quasi-complete separation of data points detected.				*	WARNING: Negative of Hessian not positive definite.			NE		Algorithm converged.	NE	NE	NE		NE		Algorithm converged.	NE	NE
Cardiac disorders	Sinus bradycardia	Male	265	53.5	0	0.0	269	54.0	0	0.0	NE			NE	NE	NE		NE	NE	NE	NE		NE	NE	NE	NE	NE	NE		NE	NE	NE
Cardiac disorders	Sinus bradycardia	Female	230	46.5	0	0.0	229	46.0	1	0.4		*	Quasi-complete separation of data points detected.				*	WARNING: Negative of Hessian not positive definite.			0.00		Algorithm converged.	0.00	NE	0.9999		>999.99		Algorithm converged.	0.00	NE
Cardiac disorders	Sinus tachycardia	Male	265	53.5	0	0.0	269	54.0	1	0.4		*	Quasi-complete separation of data points detected.				*	ERROR: The mean parameter is either invalid or at a limit of its range for some observations.			0.00		Algorithm converged.	0.00	NE	0.9999	0.0512	>999.99		Algorithm converged.	0.00	NE
Cardiac disorders	Sinus tachycardia	Female	230	46.5	2	0.9	229	46.0	0	0.0		*	Quasi-complete separation of data points detected.				*	WARNING: Negative of Hessian not positive definite.			NE		Algorithm converged.	NE	NE	NE		NE		Algorithm converged.	NE	NE
Cardiac disorders	Tachycardia	Male	265	53.5	0	0.0	269	54.0	1	0.4		*	Quasi-complete separation of data points detected.				*	ERROR: The mean parameter is either invalid or at a limit of its range for some observations.			0.00		Algorithm converged.	0.00	NE	0.9999	1.0000	>999.99		Algorithm converged.	0.00	NE
Cardiac disorders	Tachycardia	Female	230	46.5	0	0.0	229	46.0	1	0.4		*	Quasi-complete separation of data points detected.				*	WARNING: Negative of Hessian not positive definite.			0.00		Algorithm converged.	0.00	NE	0.9999		>999.99		Algorithm converged.	0.00	NE
Congenital, familial and genetic disorders		Male	265	53.5	1	0.4	269	54.0	0	0.0		*	Quasi-complete separation of data points detected.				*	WARNING: Negative of Hessian not positive definite.			NE		Algorithm converged.	NE	NE	NE	NE	NE		Algorithm converged.	NE	NE
Congenital, familial and genetic disorders		Female	230	46.5	0	0.0	229	46.0	0	0.0	NE			NE	NE	NE		NE	NE	NE	NE		NE	NE	NE	NE		NE		NE	NE	NE
Congenital, familial and genetic disorders	Pyloric stenosis	Male	265	53.5	1	0.4	269	54.0	0	0.0		*	Quasi-complete separation of data points detected.				*	WARNING: Negative of Hessian not positive definite.			NE		Algorithm converged.	NE	NE	NE	NE	NE		Algorithm converged.	NE	NE
Congenital, familial and genetic disorders	Pyloric stenosis	Female	230	46.5	0	0.0	229	46.0	0	0.0	NE			NE	NE	NE		NE	NE	NE	NE		NE	NE	NE	NE		NE		NE	NE	NE
Ear and labyrinth disorders		Male	265	53.5	0	0.0	269	54.0	0	0.0	NE			NE	NE	NE		NE	NE	NE	NE		NE	NE	NE	NE	NE	NE		NE	NE	NE
Ear and labyrinth disorders		Female	230	46.5	0	0.0	229	46.0	2	0.9		*	Quasi-complete separation of data points detected.				*	WARNING: Negative of Hessian not positive definite.			0.00		Algorithm converged.	0.00	NE	0.9999		>999.99		Algorithm converged.	0.00	NE
Ear and labyrinth disorders	Deafness	Male	265	53.5	0	0.0	269	54.0	0	0.0	NE			NE	NE	NE		NE	NE	NE	NE		NE	NE	NE	NE	NE	NE		NE	NE	NE
Ear and labyrinth disorders	Deafness	Female	230	46.5	0	0.0	229	46.0	1	0.4		*	Quasi-complete separation of data points detected.				*	WARNING: Negative of Hessian not positive definite.			0.00		Algorithm converged.	0.00	NE	0.9999		>999.99		Algorithm converged.	0.00	NE
Ear and labyrinth disorders	Hypoacusis	Male	265	53.5	0	0.0	269	54.0	0	0.0	NE			NE	NE	NE		NE	NE	NE	NE		NE	NE	NE	NE	NE	NE		NE	NE	NE
Ear and labyrinth disorders	Hypoacusis	Female	230	46.5	0	0.0	229	46.0	1	0.4		*	Quasi-complete separation of data points detected.				*	WARNING: Negative of Hessian not positive definite.			0.00		Algorithm converged.	0.00	NE	0.9999		>999.99		Algorithm converged.	0.00	NE
Eye disorders		Male	265	53.5	2	0.8	269	54.0	0	0.0		*	Quasi-complete separation of data points detected.				*	WARNING: Negative of Hessian not positive definite.			NE		Algorithm converged.	NE	NE	NE	1.0000	NE		Algorithm converged.	NE	NE
Eye disorders		Female	230	46.5	1	0.4	229	46.0	0	0.0		*	Quasi-complete separation of data points detected.				*	WARNING: Negative of Hessian not positive definite.			NE		Algorithm converged.	NE	NE	NE		NE		Algorithm converged.	NE	NE
Eye disorders	Angle closure glaucoma	Male	265	53.5	0	0.0	269	54.0	0	0.0	NE			NE	NE	NE		NE	NE	NE	NE		NE	NE	NE	NE	NE	NE		NE	NE	NE
Eye disorders	Angle closure glaucoma	Female	230	46.5	1	0.4	229	46.0	0	0.0		*	Quasi-complete separation of data points detected.				*	WARNING: Negative of Hessian not positive definite.			NE		Algorithm converged.	NE	NE	NE		NE		Algorithm converged.	NE	NE
Eye disorders	Cataract	Male	265	53.5	1	0.4	269	54.0	0	0.0		*	Quasi-complete separation of data points detected.				*	WARNING: Negative of Hessian not positive definite.			NE		Algorithm converged.	NE	NE	NE	NE	NE		Algorithm converged.	NE	NE
Eye disorders	Cataract	Female	230	46.5	0	0.0	229	46.0	0	0.0	NE			NE	NE	NE		NE	NE	NE	NE		NE	NE	NE	NE		NE		NE	NE	NE
Eye disorders	Rhegmatogenous retinal detachment	Male	265	53.5	1	0.4	269	54.0	0	0.0		*	Quasi-complete separation of data points detected.				*	WARNING: Negative of Hessian not positive definite.			NE		Algorithm converged.	NE	NE	NE	NE	NE		Algorithm converged.	NE	NE
Eye disorders	Rhegmatogenous retinal detachment	Female	230	46.5	0	0.0	229	46.0	0	0.0	NE			NE	NE	NE		NE	NE	NE	NE		NE	NE	NE	NE		NE		NE	NE	NE
Gastrointestinal disorders		Male	265	53.5	27	10.2	269	54.0	15	5.6	1.92		Convergence criterion (GCONV=1E-8) satisfied.	1.00	3.70	0.046		Algorithm converged.	0.001	0.092	1.83		Algorithm converged.	0.99	3.36	0.0520	0.0457	0.55		Algorithm converged.	0.30	1.01
Gastrointestinal disorders		Female	230	46.5	18	7.8	229	46.0	23	10.0	0.76		Convergence criterion (GCONV=1E-8) satisfied.	0.40	1.45	-0.022		Algorithm converged.	-0.074	0.030	0.78		Algorithm converged.	0.43	1.40	0.4065		1.28		Algorithm converged.	0.71	2.31
Gastrointestinal disorders	Abdominal distension	Male	265	53.5	0	0.0	269	54.0	0	0.0	NE			NE	NE	NE		NE	NE	NE	NE		NE	NE	NE	NE	NE	NE		NE	NE	NE
Gastrointestinal disorders	Abdominal distension	Female	230	46.5	0	0.0	229	46.0	1	0.4		*	Quasi-complete separation of data points detected.				*	WARNING: Negative of Hessian not positive definite.			0.00		Algorithm converged.	0.00	NE	0.9999		>999.99		Algorithm converged.	0.00	NE
Gastrointestinal disorders	Abdominal pain	Male	265	53.5	2	0.8	269	54.0	3	1.1	0.67		Convergence criterion (GCONV=1E-8) satisfied.	0.11	4.07	-0.004		Algorithm converged.	-0.020	0.013	0.68		Algorithm converged.	0.11	4.02	0.6674	0.8062	1.48		Algorithm converged.	0.25	8.77
Gastrointestinal disorders	Abdominal pain	Female	230	46.5	2	0.9	229	46.0	4	1.7	0.49		Convergence criterion (GCONV=1E-8) satisfied.	0.09	2.72	-0.009		Algorithm converged.	-0.030	0.012	0.50		Algorithm converged.	0.09	2.69	0.4179		2.01		Algorithm converged.	0.37	10.86
Gastrointestinal disorders	Abdominal pain upper	Male	265	53.5	0	0.0	269	54.0	0	0.0	NE			NE	NE	NE		NE	NE	NE	NE		NE	NE	NE	NE	NE	NE		NE	NE	NE
Gastrointestinal disorders	Abdominal pain upper	Female	230	46.5	0	0.0	229	46.0	1	0.4		*	Quasi-complete separation of data points detected.				*	WARNING: Negative of Hessian not positive definite.			0.00		Algorithm converged.	0.00	NE	0.9999		>999.99		Algorithm converged.	0.00	NE
Gastrointestinal disorders	Anal fistula	Male	265	53.5	1	0.4	269	54.0	1	0.4	1.02		Convergence criterion (GCONV=1E-8) satisfied.	0.06	16.31	0.000		Algorithm converged.	-0.010	0.010	1.02		Algorithm converged.	0.06	16.14	0.9915	1.0000	0.99		Algorithm converged.	0.06	15.67
Gastrointestinal disorders	Anal fistula	Female	230	46.5	0	0.0	229	46.0	0	0.0	NE			NE	NE	NE		NE	NE	NE	NE		NE	NE	NE	NE		NE		NE	NE	NE
Gastrointestinal disorders	Anal stenosis	Male	265	53.5	0	0.0	269	54.0	1	0.4		*	Quasi-complete separation of data points detected.				*	ERROR: The mean parameter is either invalid or at a limit of its range for some observations.			0.00		Algorithm converged.	0.00	NE	0.9999	NE	>999.99		Algorithm converged.	0.00	NE
Gastrointestinal disorders	Anal stenosis	Female	230	46.5	0	0.0	229	46.0	0	0.0	NE			NE	NE	NE		NE	NE	NE	NE		NE	NE	NE	NE		NE		NE	NE	NE
Gastrointestinal disorders	Colitis	Male	265	53.5	0	0.0	269	54.0	0	0.0	NE			NE	NE	NE		NE	NE	NE	NE		NE	NE	NE	NE	1.0000	NE		NE	NE	NE
Gastrointestinal disorders	Colitis	Female	230	46.5	1	0.4	229	46.0	1	0.4	1.00		Convergence criterion (GCONV=1E-8) satisfied.	0.06	16.01	0.000		Algorithm converged.	-0.012	0.012	1.00		Algorithm converged.	0.06	15.82	0.9975		1.00		Algorithm converged.	0.06	15.96
Gastrointestinal disorders	Constipation	Male	265	53.5	4	1.5	269	54.0	0	0.0		*	Quasi-complete separation of data points detected.				*	WARNING: Negative of Hessian not positive definite.			NE		Algorithm converged.	NE	NE	NE	0.1024	NE		Algorithm converged.	NE	NE
Gastrointestinal disorders	Constipation	Female	230	46.5	1	0.4	229	46.0	1	0.4	1.00		Convergence criterion (GCONV=1E-8) satisfied.	0.06	16.01	0.000		Algorithm converged.	-0.012	0.012	1.00		Algorithm converged.	0.06	15.82	0.9975		1.00		Algorithm converged.	0.06	15.96
Gastrointestinal disorders	Diarrhoea	Male	265	53.5	8	3.0	269	54.0	1	0.4	8.34		Convergence criterion (GCONV=1E-8) satisfied.	1.04	67.14	0.026		Algorithm converged.	0.005	0.048	8.12		Algorithm converged.	1.02	64.48	0.0476	0.0883	0.12		Algorithm converged.	0.02	0.98
Gastrointestinal disorders	Diarrhoea	Female	230	46.5	10	4.3	229	46.0	7	3.1	1.44		Convergence criterion (GCONV=1E-8) satisfied.	0.54	3.85	0.013		Algorithm converged.	-0.022	0.047	1.42		Algorithm converged.	0.55	3.67	0.4666		0.70		Algorithm converged.	0.27	1.81
Gastrointestinal disorders	Dysphagia	Male	265	53.5	0	0.0	269	54.0	1	0.4		*	Quasi-complete separation of data points detected.				*	ERROR: The mean parameter is either invalid or at a limit of its range for some observations.			0.00		Algorithm converged.	0.00	NE	0.9999	NE	>999.99		Algorithm converged.	0.00	NE
Gastrointestinal disorders	Dysphagia	Female	230	46.5	0	0.0	229	46.0	0	0.0	NE			NE	NE	NE		NE	NE	NE	NE		NE	NE	NE	NE		NE		NE	NE	NE
Gastrointestinal disorders	Enteritis	Male	265	53.5	1	0.4	269	54.0	0	0.0		*	Quasi-complete separation of data points detected.				*	WARNING: Negative of Hessian not positive definite.			NE		Algorithm converged.	NE	NE	NE	NE	NE		Algorithm converged.	NE	NE
Gastrointestinal disorders	Enteritis	Female	230	46.5	0	0.0	229	46.0	0	0.0	NE			NE	NE	NE		NE	NE	NE	NE		NE	NE	NE	NE		NE		NE	NE	NE
Gastrointestinal disorders	Epigastric discomfort	Male	265	53.5	1	0.4	269	54.0	0	0.0		*	Quasi-complete separation of data points detected.				*	WARNING: Negative of Hessian not positive definite.			NE		Algorithm converged.	NE	NE	NE	NE	NE		Algorithm converged.	NE	NE
Gastrointestinal disorders	Epigastric discomfort	Female	230	46.5	0	0.0	229	46.0	0	0.0	NE			NE	NE	NE		NE	NE	NE	NE		NE	NE	NE	NE		NE		NE	NE	NE
Gastrointestinal disorders	Gastric ulcer	Male	265	53.5	0	0.0	269	54.0	0	0.0	NE			NE	NE	NE		NE	NE	NE	NE		NE	NE	NE	NE	NE	NE		NE	NE	NE
Gastrointestinal disorders	Gastric ulcer	Female	230	46.5	1	0.4	229	46.0	0	0.0		*	Quasi-complete separation of data points detected.				*	WARNING: Negative of Hessian not positive definite.			NE		Algorithm converged.	NE	NE	NE		NE		Algorithm converged.	NE	NE
Gastrointestinal disorders	Gastrointestinal haemorrhage	Male	265	53.5	0	0.0	269	54.0	1	0.4		*	Quasi-complete separation of data points detected.				*	ERROR: The mean parameter is either invalid or at a limit of its range for some observations.			0.00		Algorithm converged.	0.00	NE	0.9999	0.2790	>999.99		Algorithm converged.	0.00	NE
Gastrointestinal disorders	Gastrointestinal haemorrhage	Female	230	46.5	2	0.9	229	46.0	2	0.9	1.00		Convergence criterion (GCONV=1E-8) satisfied.	0.14	7.13	0.000		Algorithm converged.	-0.017	0.017	1.00		Algorithm converged.	0.14	7.01	0.9965		1.00		Algorithm converged.	0.14	7.07
Gastrointestinal disorders	Gastrooesophageal reflux disease	Male	265	53.5	1	0.4	269	54.0	0	0.0		*	Quasi-complete separation of data points detected.				*	WARNING: Negative of Hessian not positive definite.			NE		Algorithm converged.	NE	NE	NE	NE	NE		Algorithm converged.	NE	NE
Gastrointestinal disorders	Gastrooesophageal reflux disease	Female	230	46.5	0	0.0	229	46.0	0	0.0	NE			NE	NE	NE		NE	NE	NE	NE		NE	NE	NE	NE		NE		NE	NE	NE
Gastrointestinal disorders	Haemorrhoidal haemorrhage	Male	265	53.5	1	0.4	269	54.0	0	0.0		*	Quasi-complete separation of data points detected.				*	WARNING: Negative of Hessian not positive definite.			NE		Algorithm converged.	NE	NE	NE	NE	NE		Algorithm converged.	NE	NE
Gastrointestinal disorders	Haemorrhoidal haemorrhage	Female	230	46.5	0	0.0	229	46.0	0	0.0	NE			NE	NE	NE		NE	NE	NE	NE		NE	NE	NE	NE		NE		NE	NE	NE
Gastrointestinal disorders	Ileus	Male	265	53.5	1	0.4	269	54.0	0	0.0		*	Quasi-complete separation of data points detected.				*	WARNING: Negative of Hessian not positive definite.			NE		Algorithm converged.	NE	NE	NE	0.0497	NE		Algorithm converged.	NE	NE
Gastrointestinal disorders	Ileus	Female	230	46.5	0	0.0	229	46.0	2	0.9		*	Quasi-complete separation of data points detected.				*	WARNING: Negative of Hessian not positive definite.			0.00		Algorithm converged.	0.00	NE	0.9999		>999.99		Algorithm converged.	0.00	NE
Gastrointestinal disorders	Impaired gastric emptying	Male	265	53.5	0	0.0	269	54.0	1	0.4		*	Quasi-complete separation of data points detected.				*	ERROR: The mean parameter is either invalid or at a limit of its range for some observations.			0.00		Algorithm converged.	0.00	NE	0.9999	NE	>999.99		Algorithm converged.	0.00	NE
Gastrointestinal disorders	Impaired gastric emptying	Female	230	46.5	0	0.0	229	46.0	0	0.0	NE			NE	NE	NE		NE	NE	NE	NE		NE	NE	NE	NE		NE		NE	NE	NE
Gastrointestinal disorders	Intestinal obstruction	Male	265	53.5	1	0.4	269	54.0	0	0.0		*	Quasi-complete separation of data points detected.				*	WARNING: Negative of Hessian not positive definite.			NE		Algorithm converged.	NE	NE	NE	0.0945	NE		Algorithm converged.	NE	NE
Gastrointestinal disorders	Intestinal obstruction	Female	230	46.5	0	0.0	229	46.0	1	0.4		*	Quasi-complete separation of data points detected.				*	WARNING: Negative of Hessian not positive definite.			0.00		Algorithm converged.	0.00	NE	0.9999		>999.99		Algorithm converged.	0.00	NE
Gastrointestinal disorders	Intestinal perforation	Male	265	53.5	1	0.4	269	54.0	0	0.0		*	Quasi-complete separation of data points detected.				*	WARNING: Negative of Hessian not positive definite.			NE		Algorithm converged.	NE	NE	NE	0.4060	NE		Algorithm converged.	NE	NE
Gastrointestinal disorders	Intestinal perforation	Female	230	46.5	2	0.9	229	46.0	1	0.4	2.00		Convergence criterion (GCONV=1E-8) satisfied.	0.18	22.21	0.004		Algorithm converged.	-0.010	0.019	1.99		Algorithm converged.	0.18	21.81	0.5727		0.50		Algorithm converged.	0.05	5.50
Gastrointestinal disorders	Intra-abdominal haemorrhage	Male	265	53.5	0	0.0	269	54.0	0	0.0	NE			NE	NE	NE		NE	NE	NE	NE		NE	NE	NE	NE	NE	NE		NE	NE	NE
Gastrointestinal disorders	Intra-abdominal haemorrhage	Female	230	46.5	0	0.0	229	46.0	1	0.4		*	Quasi-complete separation of data points detected.				*	WARNING: Negative of Hessian not positive definite.			0.00		Algorithm converged.	0.00	NE	0.9999		>999.99		Algorithm converged.	0.00	NE
Gastrointestinal disorders	Large intestinal haemorrhage	Male	265	53.5	1	0.4	269	54.0	0	0.0		*	Quasi-complete separation of data points detected.				*	WARNING: Negative of Hessian not positive definite.			NE		Algorithm converged.	NE	NE	NE	NE	NE		Algorithm converged.	NE	NE
Gastrointestinal disorders	Large intestinal haemorrhage	Female	230	46.5	0	0.0	229	46.0	0	0.0	NE			NE	NE	NE		NE	NE	NE	NE		NE	NE	NE	NE		NE		NE	NE	NE
Gastrointestinal disorders	Nausea	Male	265	53.5	2	0.8	269	54.0	0	0.0		*	Quasi-complete separation of data points detected.				*	WARNING: Negative of Hessian not positive definite.			NE		Algorithm converged.	NE	NE	NE	0.1958	NE		Algorithm converged.	NE	NE
Gastrointestinal disorders	Nausea	Female	230	46.5	3	1.3	229	46.0	2	0.9	1.50		Convergence criterion (GCONV=1E-8) satisfied.	0.25	9.06	0.004		Algorithm converged.	-0.015	0.023	1.49		Algorithm converged.	0.25	8.85	0.6587		0.67		Algorithm converged.	0.11	3.97
Gastrointestinal disorders	Necrotising colitis	Male	265	53.5	1	0.4	269	54.0	0	0.0		*	Quasi-complete separation of data points detected.				*	WARNING: Negative of Hessian not positive definite.			NE		Algorithm converged.	NE	NE	NE	NE	NE		Algorithm converged.	NE	NE
Gastrointestinal disorders	Necrotising colitis	Female	230	46.5	0	0.0	229	46.0	0	0.0	NE			NE	NE	NE		NE	NE	NE	NE		NE	NE	NE	NE		NE		NE	NE	NE
Gastrointestinal disorders	Neutropenic colitis	Male	265	53.5	1	0.4	269	54.0	0	0.0		*	Quasi-complete separation of data points detected.				*	WARNING: Negative of Hessian not positive definite.			NE		Algorithm converged.	NE	NE	NE	NE	NE		Algorithm converged.	NE	NE
Gastrointestinal disorders	Neutropenic colitis	Female	230	46.5	0	0.0	229	46.0	0	0.0	NE			NE	NE	NE		NE	NE	NE	NE		NE	NE	NE	NE		NE		NE	NE	NE
Gastrointestinal disorders	Obstruction gastric	Male	265	53.5	0	0.0	269	54.0	0	0.0	NE			NE	NE	NE		NE	NE	NE	NE		NE	NE	NE	NE	NE	NE		NE	NE	NE
Gastrointestinal disorders	Obstruction gastric	Female	230	46.5	0	0.0	229	46.0	1	0.4		*	Quasi-complete separation of data points detected.				*	WARNING: Negative of Hessian not positive definite.			0.00		Algorithm converged.	0.00	NE	0.9999		>999.99		Algorithm converged.	0.00	NE
Gastrointestinal disorders	Pancreatic disorder	Male	265	53.5	0	0.0	269	54.0	1	0.4		*	Quasi-complete separation of data points detected.				*	ERROR: The mean parameter is either invalid or at a limit of its range for some observations.			0.00		Algorithm converged.	0.00	NE	0.9999	NE	>999.99		Algorithm converged.	0.00	NE
Gastrointestinal disorders	Pancreatic disorder	Female	230	46.5	0	0.0	229	46.0	0	0.0	NE			NE	NE	NE		NE	NE	NE	NE		NE	NE	NE	NE		NE		NE	NE	NE

Gastrointestinal disorders	Pancreatitis	Male	265	53.5	0	0.0	269	54.0	0	0.0	NE			NE	NE	NE		NE	NE	NE	NE		NE	NE	NE	NE	1.0000	NE		NE	NE	NE
Gastrointestinal disorders	Pancreatitis	Female	230	46.5	1	0.4	229	46.0	1	0.4	1.00		Convergence criterion (GCONV=1E-8) satisfied.	0.06	16.01	0.000		Algorithm converged.	-0.012	0.012	1.00		Algorithm converged.	0.06	15.82	0.9975		1.00		Algorithm converged.	0.06	15.96
Gastrointestinal disorders	Small intestinal obstruction	Male	265	53.5	0	0.0	269	54.0	2	0.7		*	Quasi-complete separation of data points detected.				*	ERROR: The mean parameter is either invalid or at a limit of its range for some observations.			0.00		Algorithm converged.	0.00	NE	0.9999	1.0000	>999.99		Algorithm converged.	0.00	NE
Gastrointestinal disorders	Small intestinal obstruction	Female	230	46.5	0	0.0	229	46.0	3	1.3		*	Quasi-complete separation of data points detected.				*	WARNING: Negative of Hessian not positive definite.			0.00		Algorithm converged.	0.00	NE	0.9999		>999.99		Algorithm converged.	0.00	NE
Gastrointestinal disorders	Small intestinal perforation	Male	265	53.5	0	0.0	269	54.0	1	0.4		*	Quasi-complete separation of data points detected.				*	ERROR: The mean parameter is either invalid or at a limit of its range for some observations.			0.00		Algorithm converged.	0.00	NE	0.9999	NE	>999.99		Algorithm converged.	0.00	NE
Gastrointestinal disorders	Small intestinal perforation	Female	230	46.5	0	0.0	229	46.0	0	0.0	NE			NE	NE	NE		NE	NE	NE	NE		NE	NE	NE	NE		NE		NE	NE	NE
Gastrointestinal disorders	Stomatitis	Male	265	53.5	1	0.4	269	54.0	0	0.0		*	Quasi-complete separation of data points detected.				*	WARNING: Negative of Hessian not positive definite.			NE		Algorithm converged.	NE	NE	NE	0.4060	NE		Algorithm converged.	NE	NE
Gastrointestinal disorders	Stomatitis	Female	230	46.5	2	0.9	229	46.0	1	0.4	2.00		Convergence criterion (GCONV=1E-8) satisfied.	0.18	22.21	0.004		Algorithm converged.	-0.010	0.019	1.99		Algorithm converged.	0.18	21.81	0.5727		0.50		Algorithm converged.	0.05	5.50
Gastrointestinal disorders	Subileus	Male	265	53.5	1	0.4	269	54.0	1	0.4	1.02		Convergence criterion (GCONV=1E-8) satisfied.	0.06	16.31	0.000		Algorithm converged.	-0.010	0.010	1.02		Algorithm converged.	0.06	16.14	0.9915	1.0000	0.99		Algorithm converged.	0.06	15.67
Gastrointestinal disorders	Subileus	Female	230	46.5	0	0.0	229	46.0	0	0.0	NE			NE	NE	NE		NE	NE	NE	NE		NE	NE	NE	NE		NE		NE	NE	NE
Gastrointestinal disorders	Tooth loss	Male	265	53.5	1	0.4	269	54.0	1	0.4	1.02		Convergence criterion (GCONV=1E-8) satisfied.	0.06	16.31	0.000		Algorithm converged.	-0.010	0.010	1.02		Algorithm converged.	0.06	16.14	0.9915	1.0000	0.99		Algorithm converged.	0.06	15.67
Gastrointestinal disorders	Tooth loss	Female	230	46.5	0	0.0	229	46.0	0	0.0	NE			NE	NE	NE		NE	NE	NE	NE		NE	NE	NE	NE		NE		NE	NE	NE
Gastrointestinal disorders	Upper gastrointestinal haemorrhage	Male	265	53.5	1	0.4	269	54.0	0	0.0		*	Quasi-complete separation of data points detected.				*	WARNING: Negative of Hessian not positive definite.			NE		Algorithm converged.	NE	NE	NE	NE	NE		Algorithm converged.	NE	NE
Gastrointestinal disorders	Upper gastrointestinal haemorrhage	Female	230	46.5	0	0.0	229	46.0	0	0.0	NE			NE	NE	NE		NE	NE	NE	NE		NE	NE	NE	NE		NE		NE	NE	NE
Gastrointestinal disorders	Vomiting	Male	265	53.5	1	0.4	269	54.0	2	0.7	0.51		Convergence criterion (GCONV=1E-8) satisfied.	0.05	5.61	-0.004		Algorithm converged.	-0.016	0.009	0.51		Algorithm converged.	0.05	5.56	0.5788	0.1871	1.97		Algorithm converged.	0.18	21.60
Gastrointestinal disorders	Vomiting	Female	230	46.5	4	1.7	229	46.0	1	0.4	4.04		Convergence criterion (GCONV=1E-8) satisfied.	0.45	36.38	0.013		Algorithm converged.	-0.006	0.032	3.98		Algorithm converged.	0.45	35.36	0.2148		0.25		Algorithm converged.	0.03	2.23
General disorders and administration site conditions		Male	265	53.5	15	5.7	269	54.0	15	5.6	1.02		Convergence criterion (GCONV=1E-8) satisfied.	0.49	2.12	0.001		Algorithm converged.	-0.038	0.040	1.02		Algorithm converged.	0.51	2.03	0.9663	0.5783	0.99		Algorithm converged.	0.49	1.97
General disorders and administration site conditions		Female	230	46.5	15	6.5	229	46.0	11	4.8	1.38		Convergence criterion (GCONV=1E-8) satisfied.	0.62	3.08	0.017		Algorithm converged.	-0.025	0.059	1.36		Algorithm converged.	0.64	2.89	0.4280		0.74		Algorithm converged.	0.35	1.57
General disorders and administration site conditions	Asthenia	Male	265	53.5	2	0.8	269	54.0	2	0.7	1.02		Convergence criterion (GCONV=1E-8) satisfied.	0.14	7.26	0.000		Algorithm converged.	-0.015	0.015	1.02		Algorithm converged.	0.14	7.15	0.9880	0.0464	0.99		Algorithm converged.	0.14	6.94
General disorders and administration site conditions	Asthenia	Female	230	46.5	5	2.2	229	46.0	0	0.0		*	Quasi-complete separation of data points detected.				*	WARNING: Negative of Hessian not positive definite.			NE		Algorithm converged.	NE	NE	NE		NE		Algorithm converged.	NE	NE
General disorders and administration site conditions	Cardiac death	Male	265	53.5	0	0.0	269	54.0	0	0.0	NE			NE	NE	NE		NE	NE	NE	NE		NE	NE	NE	NE	NE	NE		NE	NE	NE
General disorders and administration site conditions	Cardiac death	Female	230	46.5	1	0.4	229	46.0	0	0.0		*	Quasi-complete separation of data points detected.				*	WARNING: Negative of Hessian not positive definite.			NE		Algorithm converged.	NE	NE	NE		NE		Algorithm converged.	NE	NE
General disorders and administration site conditions	Catheter site haemorrhage	Male	265	53.5	0	0.0	269	54.0	1	0.4		*	Quasi-complete separation of data points detected.				*	ERROR: The mean parameter is either invalid or at a limit of its range for some observations.			0.00		Algorithm converged.	0.00	NE	0.9999	NE	>999.99		Algorithm converged.	0.00	NE
General disorders and administration site conditions	Catheter site haemorrhage	Female	230	46.5	0	0.0	229	46.0	0	0.0	NE			NE	NE	NE		NE	NE	NE	NE		NE	NE	NE	NE		NE		NE	NE	NE
General disorders and administration site conditions	Chest discomfort	Male	265	53.5	0	0.0	269	54.0	0	0.0	NE			NE	NE	NE		NE	NE	NE	NE		NE	NE	NE	NE	NE	NE		NE	NE	NE
General disorders and administration site conditions	Chest discomfort	Female	230	46.5	0	0.0	229	46.0	1	0.4		*	Quasi-complete separation of data points detected.				*	WARNING: Negative of Hessian not positive definite.			0.00		Algorithm converged.	0.00	NE	0.9999		>999.99		Algorithm converged.	0.00	NE
General disorders and administration site conditions	Chest pain	Male	265	53.5	0	0.0	269	54.0	1	0.4		*	Quasi-complete separation of data points detected.				*	ERROR: The mean parameter is either invalid or at a limit of its range for some observations.			0.00		Algorithm converged.	0.00	NE	0.9999	0.0968	>999.99		Algorithm converged.	0.00	NE
General disorders and administration site conditions	Chest pain	Female	230	46.5	1	0.4	229	46.0	0	0.0		*	Quasi-complete separation of data points detected.				*	WARNING: Negative of Hessian not positive definite.			NE		Algorithm converged.	NE	NE	NE		NE		Algorithm converged.	NE	NE
General disorders and administration site conditions	Chills	Male	265	53.5	0	0.0	269	54.0	1	0.4		*	Quasi-complete separation of data points detected.				*	ERROR: The mean parameter is either invalid or at a limit of its range for some observations.			0.00		Algorithm converged.	0.00	NE	0.9999	0.3089	>999.99		Algorithm converged.	0.00	NE
General disorders and administration site conditions	Chills	Female	230	46.5	1	0.4	229	46.0	1	0.4	1.00		Convergence criterion (GCONV=1E-8) satisfied.	0.06	16.01	0.000		Algorithm converged.	-0.012	0.012	1.00		Algorithm converged.	0.06	15.82	0.9975		1.00		Algorithm converged.	0.06	15.96
General disorders and administration site conditions	Death	Male	265	53.5	3	1.1	269	54.0	1	0.4	3.07		Convergence criterion (GCONV=1E-8) satisfied.	0.32	29.68	0.008		Algorithm converged.	-0.007	0.022	3.05		Algorithm converged.	0.32	29.09	0.3335	0.4803	0.33		Algorithm converged.	0.03	3.14
General disorders and administration site conditions	Death	Female	230	46.5	1	0.4	229	46.0	0	0.0		*	Quasi-complete separation of data points detected.				*	WARNING: Negative of Hessian not positive definite.			NE		Algorithm converged.	NE	NE	NE		NE		Algorithm converged.	NE	NE
General disorders and administration site conditions	Device related thrombosis	Male	265	53.5	0	0.0	269	54.0	0	0.0	NE			NE	NE	NE		NE	NE	NE	NE		NE	NE	NE	NE	NE	NE		NE	NE	NE
General disorders and administration site conditions	Device related thrombosis	Female	230	46.5	0	0.0	229	46.0	1	0.4		*	Quasi-complete separation of data points detected.				*	WARNING: Negative of Hessian not positive definite.			0.00		Algorithm converged.	0.00	NE	0.9999		>999.99		Algorithm converged.	0.00	NE
General disorders and administration site conditions	Fatigue	Male	265	53.5	4	1.5	269	54.0	4	1.5	1.02		Convergence criterion (GCONV=1E-8) satisfied.	0.25	4.10	0.000		Algorithm converged.	-0.020	0.021	1.02		Algorithm converged.	0.26	4.02	0.9830	0.0912	0.99		Algorithm converged.	0.25	3.90
General disorders and administration site conditions	Fatigue	Female	230	46.5	1	0.4	229	46.0	7	3.1	0.14		Convergence criterion (GCONV=1E-8) satisfied.	0.02	1.13	-0.026		Algorithm converged.	-0.050	-0.002	0.14		Algorithm converged.	0.02	1.15	0.0671		7.03		Algorithm converged.	0.87	56.69
General disorders and administration site conditions	General physical health deterioration	Male	265	53.5	0	0.0	269	54.0	1	0.4		*	Quasi-complete separation of data points detected.				*	ERROR: The mean parameter is either invalid or at a limit of its range for some observations.			0.00		Algorithm converged.	0.00	NE	0.9999	NE	>999.99		Algorithm converged.	0.00	NE
General disorders and administration site conditions	General physical health deterioration	Female	230	46.5	0	0.0	229	46.0	0	0.0	NE			NE	NE	NE		NE	NE	NE	NE		NE	NE	NE	NE		NE		NE	NE	NE
General disorders and administration site conditions	Ill-defined disorder	Male	265	53.5	0	0.0	269	54.0	0	0.0	NE			NE	NE	NE		NE	NE	NE	NE		NE	NE	NE	NE	NE	NE		NE	NE	NE
General disorders and administration site conditions	Ill-defined disorder	Female	230	46.5	0	0.0	229	46.0	1	0.4		*	Quasi-complete separation of data points detected.				*	WARNING: Negative of Hessian not positive definite.			0.00		Algorithm converged.	0.00	NE	0.9999		>999.99		Algorithm converged.	0.00	NE
General disorders and administration site conditions	Infusion site extravasation	Male	265	53.5	1	0.4	269	54.0	0	0.0		*	Quasi-complete separation of data points detected.				*	WARNING: Negative of Hessian not positive definite.			NE		Algorithm converged.	NE	NE	NE	NE	NE		Algorithm converged.	NE	NE
General disorders and administration site conditions	Infusion site extravasation	Female	230	46.5	0	0.0	229	46.0	0	0.0	NE			NE	NE	NE		NE	NE	NE	NE		NE	NE	NE	NE		NE		NE	NE	NE
General disorders and administration site conditions	Injection site extravasation	Male	265	53.5	0	0.0	269	54.0	0	0.0	NE			NE	NE	NE		NE	NE	NE	NE		NE	NE	NE	NE	NE	NE		NE	NE	NE
General disorders and administration site conditions	Injection site extravasation	Female	230	46.5	0	0.0	229	46.0	1	0.4		*	Quasi-complete separation of data points detected.				*	WARNING: Negative of Hessian not positive definite.			0.00		Algorithm converged.	0.00	NE	0.9999		>999.99		Algorithm converged.	0.00	NE
General disorders and administration site conditions	Malaise	Male	265	53.5	0	0.0	269	54.0	1	0.4		*	Quasi-complete separation of data points detected.				*	ERROR: The mean parameter is either invalid or at a limit of its range for some observations.			0.00		Algorithm converged.	0.00	NE	0.9999	NE	>999.99		Algorithm converged.	0.00	NE
General disorders and administration site conditions	Malaise	Female	230	46.5	0	0.0	229	46.0	0	0.0	NE			NE	NE	NE		NE	NE	NE	NE		NE	NE	NE	NE		NE		NE	NE	NE
General disorders and administration site conditions	Mucosal inflammation	Male	265	53.5	0	0.0	269	54.0	1	0.4		*	Quasi-complete separation of data points detected.				*	ERROR: The mean parameter is either invalid or at a limit of its range for some observations.			0.00		Algorithm converged.	0.00	NE	0.9999	0.0512	>999.99		Algorithm converged.	0.00	NE
General disorders and administration site conditions	Mucosal inflammation	Female	230	46.5	2	0.9	229	46.0	0	0.0		*	Quasi-complete separation of data points detected.				*	WARNING: Negative of Hessian not positive definite.			NE		Algorithm converged.	NE	NE	NE		NE		Algorithm converged.	NE	NE
General disorders and administration site conditions	Multiple organ dysfunction syndrome	Male	265	53.5	0	0.0	269	54.0	1	0.4		*	Quasi-complete separation of data points detected.				*	ERROR: The mean parameter is either invalid or at a limit of its range for some observations.			0.00		Algorithm converged.	0.00	NE	0.9999	NE	>999.99		Algorithm converged.	0.00	NE
General disorders and administration site conditions	Multiple organ dysfunction syndrome	Female	230	46.5	0	0.0	229	46.0	0	0.0	NE			NE	NE	NE		NE	NE	NE	NE		NE	NE	NE	NE		NE		NE	NE	NE
General disorders and administration site conditions	Oedema	Male	265	53.5	0	0.0	269	54.0	0	0.0	NE			NE	NE	NE		NE	NE	NE	NE		NE	NE	NE	NE	NE	NE		NE	NE	NE
General disorders and administration site conditions	Oedema	Female	230	46.5	1	0.4	229	46.0	0	0.0		*	Quasi-complete separation of data points detected.				*	WARNING: Negative of Hessian not positive definite.			NE		Algorithm converged.	NE	NE	NE		NE		Algorithm converged.	NE	NE
General disorders and administration site conditions	Oedema peripheral	Male	265	53.5	0	0.0	269	54.0	1	0.4		*	Quasi-complete separation of data points detected.				*	ERROR: The mean parameter is either invalid or at a limit of its range for some observations.			0.00		Algorithm converged.	0.00	NE	0.9999	0.0968	>999.99		Algorithm converged.	0.00	NE
General disorders and administration site conditions	Oedema peripheral	Female	230	46.5	1	0.4	229	46.0	0	0.0		*	Quasi-complete separation of data points detected.				*	WARNING: Negative of Hessian not positive definite.			NE		Algorithm converged.	NE	NE	NE		NE		Algorithm converged.	NE	NE
General disorders and administration site conditions	Pain	Male	265	53.5	3	1.1	269	54.0	0	0.0		*	Quasi-complete separation of data points detected.				*	WARNING: Negative of Hessian not positive definite.			NE		Algorithm converged.	NE	NE	NE	NE	NE		Algorithm converged.	NE	NE
General disorders and administration site conditions	Pain	Female	230	46.5	0	0.0	229	46.0	0	0.0	NE			NE	NE	NE		NE	NE	NE	NE		NE	NE	NE	NE		NE		NE	NE	NE
General disorders and administration site conditions	Pyrexia	Male	265	53.5	2	0.8	269	54.0	0	0.0		*	Quasi-complete separation of data points detected.				*	WARNING: Negative of Hessian not positive definite.			NE		Algorithm converged.	NE	NE	NE	0.3367	NE		Algorithm converged.	NE	NE
General disorders and administration site conditions	Pyrexia	Female	230	46.5	3	1.3	229	46.0	1	0.4	3.01		Convergence criterion (GCONV=1E-8) satisfied.	0.31	29.18	0.009		Algorithm converged.	-0.008	0.026	2.99		Algorithm converged.	0.31	28.50	0.3417		0.33		Algorithm converged.	0.04	3.19
General disorders and administration site conditions	Ulcer	Male	265	53.5	1	0.4	269	54.0	0	0.0		*	Quasi-complete separation of data points detected.				*	WARNING: Negative of Hessian not positive definite.			NE		Algorithm converged.	NE	NE	NE	NE	NE		Algorithm converged.	NE	NE
General disorders and administration site conditions	Ulcer	Female	230	46.5	0	0.0	229	46.0	0	0.0	NE			NE	NE	NE		NE	NE	NE	NE		NE	NE	NE	NE		NE		NE	NE	NE
General disorders and administration site conditions	Vascular stent thrombosis	Male	265	53.5	0	0.0	269	54.0	1	0.4		*	Quasi-complete separation of data points detected.				*	ERROR: The mean parameter is either invalid or at a limit of its range for some observations.			0.00		Algorithm converged.	0.00	NE	0.9999	NE	>999.99		Algorithm converged.	0.00	NE
General disorders and administration site conditions	Vascular stent thrombosis	Female	230	46.5	0	0.0	229	46.0	0	0.0	NE			NE	NE	NE		NE	NE	NE	NE		NE	NE	NE	NE		NE		NE	NE	NE
Hepatobiliary disorders		Male	265	53.5	2	0.8	269	54.0	3	1.1	0.67		Convergence criterion (GCONV=1E-8) satisfied.	0.11	4.07	-0.004		Algorithm converged.	-0.020	0.013	0.68		Algorithm converged.	0.11	4.02	0.6674	0.8181	1.48		Algorithm converged.	0.25	8.77
Hepatobiliary disorders		Female	230	46.5	1	0.4	229	46.0	1	0.4	1.00		Convergence criterion (GCONV=1E-8) satisfied.	0.06	16.01	0.000		Algorithm converged.	-0.012	0.012	1.00		Algorithm converged.	0.06	15.82	0.9975		1.00		Algorithm converged.	0.06	15.96
Hepatobiliary disorders	Bile duct stenosis	Male	265	53.5	0	0.0	269	54.0	1	0.4		*	Quasi-complete separation of data points detected.				*	ERROR: The mean parameter is either invalid or at a limit of its range for some observations.			0.00		Algorithm converged.	0.00	NE	0.9999	NE	>999.99		Algorithm converged.	0.00	NE
Hepatobiliary disorders	Bile duct stenosis	Female	230	46.5	0	0.0	229	46.0	0	0.0	NE			NE	NE	NE		NE	NE	NE	NE		NE	NE	NE	NE		NE		NE	NE	NE
Hepatobiliary disorders	Biliary obstruction	Male	265	53.5	0	0.0	269	54.0	0	0.0	NE			NE	NE	NE		NE	NE	NE	NE		NE	NE	NE	NE	NE	NE		NE	NE	NE
Hepatobiliary disorders	Biliary obstruction	Female	230	46.5	1	0.4	229	46.0	0	0.0		*	Quasi-complete separation of data points detected.				*	WARNING: Negative of Hessian not positive definite.			NE		Algorithm converged.	NE	NE	NE		NE		Algorithm converged.	NE	NE
Hepatobiliary disorders	Cholangitis	Male	265	53.5	0	0.0	269	54.0	1	0.4		*	Quasi-complete separation of data points detected.				*	ERROR: The mean parameter is either invalid or at a limit of its range for some observations.			0.00		Algorithm converged.	0.00	NE	0.9999	NE	>999.99		Algorithm converged.	0.00	NE
Hepatobiliary disorders	Cholangitis	Female	230	46.5	0	0.0	229	46.0	0	0.0	NE			NE	NE	NE		NE	NE	NE	NE		NE	NE	NE	NE		NE		NE	NE	NE
Hepatobiliary disorders	Cholecystitis acute	Male	265	53.5	1	0.4	269	54.0	0	0.0		*	Quasi-complete separation of data points detected.				*	WARNING: Negative of Hessian not positive definite.			NE		Algorithm converged.	NE	NE	NE	NE	NE		Algorithm converged.	NE	NE
Hepatobiliary disorders	Cholecystitis acute	Female	230	46.5	0	0.0	229	46.0	0	0.0	NE			NE	NE	NE		NE	NE	NE	NE		NE	NE	NE	NE		NE		NE	NE	NE
Hepatobiliary disorders	Cholestasis	Male	265	53.5	1	0.4	269	54.0	0	0.0		*	Quasi-complete separation of data points detected.				*	WARNING: Negative of Hessian not positive definite.			NE		Algorithm converged.	NE	NE	NE	NE	NE		Algorithm converged.	NE	NE
Hepatobiliary disorders	Cholestasis	Female	230	46.5	0	0.0	229	46.0	0	0.0	NE			NE	NE	NE		NE	NE	NE	NE		NE	NE	NE	NE		NE		NE	NE	NE
Hepatobiliary disorders	Hepatic function abnormal	Male	265	53.5	0	0.0	269	54.0	1	0.4		*	Quasi-complete separation of data points detected.				*	ERROR: The mean parameter is either invalid or at a limit of its range for some observations.			0.00		Algorithm converged.	0.00	NE	0.9999	NE	>999.99		Algorithm converged.	0.00	NE
Hepatobiliary disorders	Hepatic function abnormal	Female	230	46.5	0	0.0	229	46.0	0	0.0	NE			NE	NE	NE		NE	NE	NE	NE		NE	NE	NE	NE		NE		NE	NE	NE
Hepatobiliary disorders	Hypertransaminasaemia	Male	265	53.5	0	0.0	269	54.0	0	0.0	NE			NE	NE	NE		NE	NE	NE	NE		NE	NE	NE	NE	NE	NE		NE	NE	NE
Hepatobiliary disorders	Hypertransaminasaemia	Female	230	46.5	0	0.0	229	46.0	1	0.4		*	Quasi-complete separation of data points detected.				*	WARNING: Negative of Hessian not positive definite.			0.00		Algorithm converged.	0.00	NE	0.9999		>999.99		Algorithm converged.	0.00	NE
Immune system disorders		Male	265	53.5	1	0.4	269	54.0	0	0.0		*	Quasi-complete separation of data points detected.				*	WARNING: Negative of Hessian not positive definite.			NE		Algorithm converged.	NE	NE	NE	0.0945	NE		Algorithm converged.	NE	NE
Immune system disorders		Female	230	46.5	0	0.0	229	46.0	1	0.4		*	Quasi-complete separation of data points detected.				*	WARNING: Negative of Hessian not positive definite.			0.00		Algorithm converged.	0.00	NE	0.9999		>999.99		Algorithm converged.	0.00	NE
Immune system disorders	Haemophagocytic lymphohistiocytosis	Male	265	53.5	0	0.0	269	54.0	0	0.0	NE			NE	NE	NE		NE	NE	NE	NE		NE	NE	NE	NE	NE	NE		NE	NE	NE
Immune system disorders	Haemophagocytic lymphohistiocytosis	Female	230	46.5	0	0.0	229	46.0	1	0.4		*	Quasi-complete separation of data points detected.				*	WARNING: Negative of Hessian not positive definite.			0.00		Algorithm converged.	0.00	NE	0.9999		>999.99		Algorithm converged.	0.00	NE
Immune system disorders	Hypogammaglobulinaemia	Male	265	53.5	1	0.4	269	54.0	0	0.0		*	Quasi-complete separation of data points detected.				*	WARNING: Negative of Hessian not positive definite.			NE		Algorithm converged.	NE	NE	NE	NE	NE		Algorithm converged.	NE	NE
Immune system disorders	Hypogammaglobulinaemia	Female	230	46.5	0	0.0	229	46.0	0	0.0	NE			NE	NE	NE		NE	NE	NE	NE		NE	NE	NE	NE		NE		NE	NE	NE
Infections and infestations		Male	265	53.5	46	17.4	269	54.0	39	14.5	1.24		Convergence criterion (GCONV=1E-8) satisfied.	0.78	1.97	0.029		Algorithm converged.	-0.033	0.091	1.20		Algorithm converged.	0.81	1.77	0.3673	0.8041	0.84		Algorithm converged.	0.56	1.24
Infections and infestations		Female	230	46.5	30	13.0	229	46.0	27	11.8	1.12		Convergence criterion (GCONV=1E-8) satisfied.	0.64	1.96	0.013		Algorithm converged.	-0.048	0.073	1.11		Algorithm converged.	0.68	1.80	0.6842		0.90		Algorithm converged.	0.56	1.47
Infections and infestations	Abdominal abscess	Male	265	53.5	1	0.4	269	54.0	0	0.0		*	Quasi-complete separation of data points detected.				*	WARNING: Negative of Hessian not positive definite.			NE		Algorithm converged.	NE	NE	NE	NE	NE		Algorithm converged.	NE	NE
Infections and infestations	Abdominal abscess	Female	230	46.5	0	0.0	229	46.0	0	0.0	NE			NE	NE	NE		NE	NE	NE	NE		NE	NE	NE	NE		NE		NE	NE	NE
Infections and infestations	Abdominal infection	Male	265	53.5	0	0.0	269	54.0	2	0.7		*	Quasi-complete separation of data points detected.				*	ERROR: The mean parameter is either invalid or at a limit of its range for some observations.			0.00		Algorithm converged.	0.00	NE	0.9999	NE	>999.99		Algorithm converged.	0.00	NE
Infections and infestations	Abdominal infection	Female	230	46.5	0	0.0	229	46.0	0	0.0	NE			NE	NE	NE		NE	NE	NE	NE		NE	NE	NE	NE		NE		NE	NE	NE
Infections and infestations	Abscess	Male	265	53.5	0	0.0	269	54.0	1	0.4		*	Quasi-complete separation of data points detected.				*	ERROR: The mean parameter is either invalid or at a limit of its range for some observations.			0.00		Algorithm converged.	0.00	NE	0.9999	NE	>999.99		Algorithm converged.	0.00	NE

Infections and infestations	Abscess	Female	230	46.5	0	0.0	229	46.0	0	0.0	NE			NE	NE	NE		NE	NE	NE	NE		NE	NE	NE	NE		NE		NE	NE	NE
Infections and infestations	Actinomycotic abdominal infection	Male	265	53.5	0	0.0	269	54.0	1	0.4		*	Quasi-complete separation of data points detected.				*	ERROR: The mean parameter is either invalid or at a limit of its range for some observations.			0.00		Algorithm converged.	0.00	NE	0.9999	NE	>999.99		Algorithm converged.	0.00	NE
Infections and infestations	Actinomycotic abdominal infection	Female	230	46.5	0	0.0	229	46.0	0	0.0	NE			NE	NE	NE		NE	NE	NE	NE		NE	NE	NE	NE		NE		NE	NE	NE
Infections and infestations	Appendicitis	Male	265	53.5	0	0.0	269	54.0	0	0.0	NE			NE	NE	NE		NE	NE	NE	NE		NE	NE	NE	NE	NE	NE		NE	NE	NE
Infections and infestations	Appendicitis	Female	230	46.5	1	0.4	229	46.0	0	0.0		*	Quasi-complete separation of data points detected.				*	WARNING: Negative of Hessian not positive definite.			NE		Algorithm converged.	NE	NE	NE		NE		Algorithm converged.	NE	NE
Infections and infestations	Aspergillus infection	Male	265	53.5	1	0.4	269	54.0	0	0.0		*	Quasi-complete separation of data points detected.				*	WARNING: Negative of Hessian not positive definite.			NE		Algorithm converged.	NE	NE	NE	NE	NE		Algorithm converged.	NE	NE
Infections and infestations	Aspergillus infection	Female	230	46.5	0	0.0	229	46.0	0	0.0	NE			NE	NE	NE		NE	NE	NE	NE		NE	NE	NE	NE		NE		NE	NE	NE
Infections and infestations	Atypical pneumonia	Male	265	53.5	0	0.0	269	54.0	1	0.4		*	Quasi-complete separation of data points detected.				*	ERROR: The mean parameter is either invalid or at a limit of its range for some observations.			0.00		Algorithm converged.	0.00	NE	0.9999	NE	>999.99		Algorithm converged.	0.00	NE
Infections and infestations	Atypical pneumonia	Female	230	46.5	0	0.0	229	46.0	0	0.0	NE			NE	NE	NE		NE	NE	NE	NE		NE	NE	NE	NE		NE		NE	NE	NE
Infections and infestations	Bacteraemia	Male	265	53.5	1	0.4	269	54.0	0	0.0		*	Quasi-complete separation of data points detected.				*	WARNING: Negative of Hessian not positive definite.			NE		Algorithm converged.	NE	NE	NE	0.4060	NE		Algorithm converged.	NE	NE
Infections and infestations	Bacteraemia	Female	230	46.5	2	0.9	229	46.0	1	0.4	2.00		Convergence criterion (GCONV=1E-8) satisfied.	0.18	22.21	0.004		Algorithm converged.	-0.010	0.019	1.99		Algorithm converged.	0.18	21.81	0.5727		0.50		Algorithm converged.	0.05	5.50
Infections and infestations	Bronchitis	Male	265	53.5	0	0.0	269	54.0	1	0.4		*	Quasi-complete separation of data points detected.				*	ERROR: The mean parameter is either invalid or at a limit of its range for some observations.			0.00		Algorithm converged.	0.00	NE	0.9999	NE	>999.99		Algorithm converged.	0.00	NE
Infections and infestations	Bronchitis	Female	230	46.5	0	0.0	229	46.0	0	0.0	NE			NE	NE	NE		NE	NE	NE	NE		NE	NE	NE	NE		NE		NE	NE	NE
Infections and infestations	Bronchitis bacterial	Male	265	53.5	1	0.4	269	54.0	0	0.0		*	Quasi-complete separation of data points detected.				*	WARNING: Negative of Hessian not positive definite.			NE		Algorithm converged.	NE	NE	NE	NE	NE		Algorithm converged.	NE	NE
Infections and infestations	Bronchitis bacterial	Female	230	46.5	0	0.0	229	46.0	0	0.0	NE			NE	NE	NE		NE	NE	NE	NE		NE	NE	NE	NE		NE		NE	NE	NE
Infections and infestations	Bronchopulmonary aspergillosis	Male	265	53.5	1	0.4	269	54.0	0	0.0		*	Quasi-complete separation of data points detected.				*	WARNING: Negative of Hessian not positive definite.			NE		Algorithm converged.	NE	NE	NE	NE	NE		Algorithm converged.	NE	NE
Infections and infestations	Bronchopulmonary aspergillosis	Female	230	46.5	0	0.0	229	46.0	0	0.0	NE			NE	NE	NE		NE	NE	NE	NE		NE	NE	NE	NE		NE		NE	NE	NE
Infections and infestations	Campylobacter gastroenteritis	Male	265	53.5	1	0.4	269	54.0	0	0.0		*	Quasi-complete separation of data points detected.				*	WARNING: Negative of Hessian not positive definite.			NE		Algorithm converged.	NE	NE	NE	NE	NE		Algorithm converged.	NE	NE
Infections and infestations	Campylobacter gastroenteritis	Female	230	46.5	0	0.0	229	46.0	0	0.0	NE			NE	NE	NE		NE	NE	NE	NE		NE	NE	NE	NE		NE		NE	NE	NE
Infections and infestations	Cellulitis	Male	265	53.5	2	0.8	269	54.0	1	0.4	2.04		Convergence criterion (GCONV=1E-8) satisfied.	0.18	22.61	0.004		Algorithm converged.	-0.009	0.017	2.03		Algorithm converged.	0.19	22.26	0.5622	0.4127	0.49		Algorithm converged.	0.04	5.40
Infections and infestations	Cellulitis	Female	230	46.5	1	0.4	229	46.0	0	0.0		*	Quasi-complete separation of data points detected.				*	WARNING: Negative of Hessian not positive definite.			NE		Algorithm converged.	NE	NE	NE		NE		Algorithm converged.	NE	NE
Infections and infestations	Clostridium difficile colitis	Male	265	53.5	1	0.4	269	54.0	0	0.0		*	Quasi-complete separation of data points detected.				*	WARNING: Negative of Hessian not positive definite.			NE		Algorithm converged.	NE	NE	NE	1.0000	NE		Algorithm converged.	NE	NE
Infections and infestations	Clostridium difficile colitis	Female	230	46.5	1	0.4	229	46.0	0	0.0		*	Quasi-complete separation of data points detected.				*	WARNING: Negative of Hessian not positive definite.			NE		Algorithm converged.	NE	NE	NE		NE		Algorithm converged.	NE	NE
Infections and infestations	Clostridium difficile infection	Male	265	53.5	1	0.4	269	54.0	0	0.0		*	Quasi-complete separation of data points detected.				*	WARNING: Negative of Hessian not positive definite.			NE		Algorithm converged.	NE	NE	NE	1.0000	NE		Algorithm converged.	NE	NE
Infections and infestations	Clostridium difficile infection	Female	230	46.5	1	0.4	229	46.0	0	0.0		*	Quasi-complete separation of data points detected.				*	WARNING: Negative of Hessian not positive definite.			NE		Algorithm converged.	NE	NE	NE		NE		Algorithm converged.	NE	NE
Infections and infestations	Coronavirus infection	Male	265	53.5	0	0.0	269	54.0	0	0.0	NE			NE	NE	NE		NE	NE	NE	NE		NE	NE	NE	NE	NE	NE		NE	NE	NE
Infections and infestations	Coronavirus infection	Female	230	46.5	0	0.0	229	46.0	1	0.4		*	Quasi-complete separation of data points detected.				*	WARNING: Negative of Hessian not positive definite.			0.00		Algorithm converged.	0.00	NE	0.9999		>999.99		Algorithm converged.	0.00	NE
Infections and infestations	Cytomegalovirus enteritis	Male	265	53.5	1	0.4	269	54.0	0	0.0		*	Quasi-complete separation of data points detected.				*	WARNING: Negative of Hessian not positive definite.			NE		Algorithm converged.	NE	NE	NE	NE	NE		Algorithm converged.	NE	NE
Infections and infestations	Cytomegalovirus enteritis	Female	230	46.5	0	0.0	229	46.0	0	0.0	NE			NE	NE	NE		NE	NE	NE	NE		NE	NE	NE	NE		NE		NE	NE	NE
Infections and infestations	Cytomegalovirus infection	Male	265	53.5	1	0.4	269	54.0	0	0.0		*	Quasi-complete separation of data points detected.				*	WARNING: Negative of Hessian not positive definite.			NE		Algorithm converged.	NE	NE	NE	0.0945	NE		Algorithm converged.	NE	NE
Infections and infestations	Cytomegalovirus infection	Female	230	46.5	0	0.0	229	46.0	1	0.4		*	Quasi-complete separation of data points detected.				*	WARNING: Negative of Hessian not positive definite.			0.00		Algorithm converged.	0.00	NE	0.9999		>999.99		Algorithm converged.	0.00	NE
Infections and infestations	Device related infection	Male	265	53.5	1	0.4	269	54.0	0	0.0		*	Quasi-complete separation of data points detected.				*	WARNING: Negative of Hessian not positive definite.			NE		Algorithm converged.	NE	NE	NE	0.4060	NE		Algorithm converged.	NE	NE
Infections and infestations	Device related infection	Female	230	46.5	2	0.9	229	46.0	1	0.4	2.00		Convergence criterion (GCONV=1E-8) satisfied.	0.18	22.21	0.004		Algorithm converged.	-0.010	0.019	1.99		Algorithm converged.	0.18	21.81	0.5727		0.50		Algorithm converged.	0.05	5.50
Infections and infestations	Device related sepsis	Male	265	53.5	0	0.0	269	54.0	0	0.0	NE			NE	NE	NE		NE	NE	NE	NE		NE	NE	NE	NE	NE	NE		NE	NE	NE
Infections and infestations	Device related sepsis	Female	230	46.5	1	0.4	229	46.0	0	0.0		*	Quasi-complete separation of data points detected.				*	WARNING: Negative of Hessian not positive definite.			NE		Algorithm converged.	NE	NE	NE		NE		Algorithm converged.	NE	NE
Infections and infestations	Diarrhoea infectious	Male	265	53.5	0	0.0	269	54.0	1	0.4		*	Quasi-complete separation of data points detected.				*	ERROR: The mean parameter is either invalid or at a limit of its range for some observations.			0.00		Algorithm converged.	0.00	NE	0.9999	NE	>999.99		Algorithm converged.	0.00	NE
Infections and infestations	Diarrhoea infectious	Female	230	46.5	0	0.0	229	46.0	0	0.0	NE			NE	NE	NE		NE	NE	NE	NE		NE	NE	NE	NE		NE		NE	NE	NE
Infections and infestations	Enterobacter infection	Male	265	53.5	0	0.0	269	54.0	1	0.4		*	Quasi-complete separation of data points detected.				*	ERROR: The mean parameter is either invalid or at a limit of its range for some observations.			0.00		Algorithm converged.	0.00	NE	0.9999	NE	>999.99		Algorithm converged.	0.00	NE
Infections and infestations	Enterobacter infection	Female	230	46.5	0	0.0	229	46.0	0	0.0	NE			NE	NE	NE		NE	NE	NE	NE		NE	NE	NE	NE		NE		NE	NE	NE
Infections and infestations	Enterocolitis infectious	Male	265	53.5	1	0.4	269	54.0	0	0.0		*	Quasi-complete separation of data points detected.				*	WARNING: Negative of Hessian not positive definite.			NE		Algorithm converged.	NE	NE	NE	NE	NE		Algorithm converged.	NE	NE
Infections and infestations	Enterocolitis infectious	Female	230	46.5	0	0.0	229	46.0	0	0.0	NE			NE	NE	NE		NE	NE	NE	NE		NE	NE	NE	NE		NE		NE	NE	NE
Infections and infestations	Erysipelas	Male	265	53.5	0	0.0	269	54.0	0	0.0	NE			NE	NE	NE		NE	NE	NE	NE		NE	NE	NE	NE	NE	NE		NE	NE	NE
Infections and infestations	Erysipelas	Female	230	46.5	1	0.4	229	46.0	0	0.0		*	Quasi-complete separation of data points detected.				*	WARNING: Negative of Hessian not positive definite.			NE		Algorithm converged.	NE	NE	NE		NE		Algorithm converged.	NE	NE
Infections and infestations	Escherichia bacteraemia	Male	265	53.5	0	0.0	269	54.0	0	0.0	NE			NE	NE	NE		NE	NE	NE	NE		NE	NE	NE	NE	NE	NE		NE	NE	NE
Infections and infestations	Escherichia bacteraemia	Female	230	46.5	0	0.0	229	46.0	1	0.4		*	Quasi-complete separation of data points detected.				*	WARNING: Negative of Hessian not positive definite.			0.00		Algorithm converged.	0.00	NE	0.9999		>999.99		Algorithm converged.	0.00	NE
Infections and infestations	Escherichia infection	Male	265	53.5	0	0.0	269	54.0	0	0.0	NE			NE	NE	NE		NE	NE	NE	NE		NE	NE	NE	NE	NE	NE		NE	NE	NE
Infections and infestations	Escherichia infection	Female	230	46.5	1	0.4	229	46.0	0	0.0		*	Quasi-complete separation of data points detected.				*	WARNING: Negative of Hessian not positive definite.			NE		Algorithm converged.	NE	NE	NE		NE		Algorithm converged.	NE	NE
Infections and infestations	Escherichia sepsis	Male	265	53.5	0	0.0	269	54.0	1	0.4		*	Quasi-complete separation of data points detected.				*	ERROR: The mean parameter is either invalid or at a limit of its range for some observations.			0.00		Algorithm converged.	0.00	NE	0.9999	0.3089	>999.99		Algorithm converged.	0.00	NE
Infections and infestations	Escherichia sepsis	Female	230	46.5	1	0.4	229	46.0	1	0.4	1.00		Convergence criterion (GCONV=1E-8) satisfied.	0.06	16.01	0.000		Algorithm converged.	-0.012	0.012	1.00		Algorithm converged.	0.06	15.82	0.9975		1.00		Algorithm converged.	0.06	15.96
Infections and infestations	Fungal infection	Male	265	53.5	0	0.0	269	54.0	1	0.4		*	Quasi-complete separation of data points detected.				*	ERROR: The mean parameter is either invalid or at a limit of its range for some observations.			0.00		Algorithm converged.	0.00	NE	0.9999	NE	>999.99		Algorithm converged.	0.00	NE
Infections and infestations	Fungal infection	Female	230	46.5	0	0.0	229	46.0	0	0.0	NE			NE	NE	NE		NE	NE	NE	NE		NE	NE	NE	NE		NE		NE	NE	NE
Infections and infestations	Gastroenteritis viral	Male	265	53.5	0	0.0	269	54.0	0	0.0	NE			NE	NE	NE		NE	NE	NE	NE		NE	NE	NE	NE	NE	NE		NE	NE	NE
Infections and infestations	Gastroenteritis viral	Female	230	46.5	1	0.4	229	46.0	0	0.0		*	Quasi-complete separation of data points detected.				*	WARNING: Negative of Hessian not positive definite.			NE		Algorithm converged.	NE	NE	NE		NE		Algorithm converged.	NE	NE
Infections and infestations	Gastrointestinal infection	Male	265	53.5	0	0.0	269	54.0	0	0.0	NE			NE	NE	NE		NE	NE	NE	NE		NE	NE	NE	NE	NE	NE		NE	NE	NE
Infections and infestations	Gastrointestinal infection	Female	230	46.5	1	0.4	229	46.0	0	0.0		*	Quasi-complete separation of data points detected.				*	WARNING: Negative of Hessian not positive definite.			NE		Algorithm converged.	NE	NE	NE		NE		Algorithm converged.	NE	NE
Infections and infestations	Herpes simplex	Male	265	53.5	0	0.0	269	54.0	1	0.4		*	Quasi-complete separation of data points detected.				*	ERROR: The mean parameter is either invalid or at a limit of its range for some observations.			0.00		Algorithm converged.	0.00	NE	0.9999	NE	>999.99		Algorithm converged.	0.00	NE
Infections and infestations	Herpes simplex	Female	230	46.5	0	0.0	229	46.0	0	0.0	NE			NE	NE	NE		NE	NE	NE	NE		NE	NE	NE	NE		NE		NE	NE	NE
Infections and infestations	Herpes zoster	Male	265	53.5	0	0.0	269	54.0	1	0.4		*	Quasi-complete separation of data points detected.				*	ERROR: The mean parameter is either invalid or at a limit of its range for some observations.			0.00		Algorithm converged.	0.00	NE	0.9999	1.0000	>999.99		Algorithm converged.	0.00	NE
Infections and infestations	Herpes zoster	Female	230	46.5	0	0.0	229	46.0	1	0.4		*	Quasi-complete separation of data points detected.				*	WARNING: Negative of Hessian not positive definite.			0.00		Algorithm converged.	0.00	NE	0.9999		>999.99		Algorithm converged.	0.00	NE
Infections and infestations	Infection	Male	265	53.5	3	1.1	269	54.0	1	0.4	3.07		Convergence criterion (GCONV=1E-8) satisfied.	0.32	29.68	0.008		Algorithm converged.	-0.007	0.022	3.05		Algorithm converged.	0.32	29.09	0.3335	0.3436	0.33		Algorithm converged.	0.03	3.14
Infections and infestations	Infection	Female	230	46.5	2	0.9	229	46.0	0	0.0		*	Quasi-complete separation of data points detected.				*	WARNING: Negative of Hessian not positive definite.			NE		Algorithm converged.	NE	NE	NE		NE		Algorithm converged.	NE	NE
Infections and infestations	Influenza	Male	265	53.5	2	0.8	269	54.0	0	0.0		*	Quasi-complete separation of data points detected.				*	WARNING: Negative of Hessian not positive definite.			NE		Algorithm converged.	NE	NE	NE	NE	NE		Algorithm converged.	NE	NE
Infections and infestations	Influenza	Female	230	46.5	0	0.0	229	46.0	0	0.0	NE			NE	NE	NE		NE	NE	NE	NE		NE	NE	NE	NE		NE		NE	NE	NE
Infections and infestations	Intervertebral discitis	Male	265	53.5	0	0.0	269	54.0	0	0.0	NE			NE	NE	NE		NE	NE	NE	NE		NE	NE	NE	NE	NE	NE		NE	NE	NE
Infections and infestations	Intervertebral discitis	Female	230	46.5	0	0.0	229	46.0	1	0.4		*	Quasi-complete separation of data points detected.				*	WARNING: Negative of Hessian not positive definite.			0.00		Algorithm converged.	0.00	NE	0.9999		>999.99		Algorithm converged.	0.00	NE
Infections and infestations	Klebsiella sepsis	Male	265	53.5	0	0.0	269	54.0	0	0.0	NE			NE	NE	NE		NE	NE	NE	NE		NE	NE	NE	NE	NE	NE		NE	NE	NE
Infections and infestations	Klebsiella sepsis	Female	230	46.5	0	0.0	229	46.0	1	0.4		*	Quasi-complete separation of data points detected.				*	WARNING: Negative of Hessian not positive definite.			0.00		Algorithm converged.	0.00	NE	0.9999		>999.99		Algorithm converged.	0.00	NE
Infections and infestations	Mediastinitis	Male	265	53.5	0	0.0	269	54.0	0	0.0	NE			NE	NE	NE		NE	NE	NE	NE		NE	NE	NE	NE	NE	NE		NE	NE	NE
Infections and infestations	Mediastinitis	Female	230	46.5	1	0.4	229	46.0	0	0.0		*	Quasi-complete separation of data points detected.				*	WARNING: Negative of Hessian not positive definite.			NE		Algorithm converged.	NE	NE	NE		NE		Algorithm converged.	NE	NE
Infections and infestations	Nail infection	Male	265	53.5	1	0.4	269	54.0	0	0.0		*	Quasi-complete separation of data points detected.				*	WARNING: Negative of Hessian not positive definite.			NE		Algorithm converged.	NE	NE	NE	NE	NE		Algorithm converged.	NE	NE
Infections and infestations	Nail infection	Female	230	46.5	0	0.0	229	46.0	0	0.0	NE			NE	NE	NE		NE	NE	NE	NE		NE	NE	NE	NE		NE		NE	NE	NE
Infections and infestations	Neutropenic sepsis	Male	265	53.5	2	0.8	269	54.0	0	0.0		*	Quasi-complete separation of data points detected.				*	WARNING: Negative of Hessian not positive definite.			NE		Algorithm converged.	NE	NE	NE	0.0497	NE		Algorithm converged.	NE	NE
Infections and infestations	Neutropenic sepsis	Female	230	46.5	0	0.0	229	46.0	1	0.4		*	Quasi-complete separation of data points detected.				*	WARNING: Negative of Hessian not positive definite.			0.00		Algorithm converged.	0.00	NE	0.9999		>999.99		Algorithm converged.	0.00	NE
Infections and infestations	Oral herpes	Male	265	53.5	1	0.4	269	54.0	0	0.0		*	Quasi-complete separation of data points detected.				*	WARNING: Negative of Hessian not positive definite.			NE		Algorithm converged.	NE	NE	NE	NE	NE		Algorithm converged.	NE	NE
Infections and infestations	Oral herpes	Female	230	46.5	0	0.0	229	46.0	0	0.0	NE			NE	NE	NE		NE	NE	NE	NE		NE	NE	NE	NE		NE		NE	NE	NE
Infections and infestations	Papilloma viral infection	Male	265	53.5	0	0.0	269	54.0	0	0.0	NE			NE	NE	NE		NE	NE	NE	NE		NE	NE	NE	NE	NE	NE		NE	NE	NE
Infections and infestations	Papilloma viral infection	Female	230	46.5	1	0.4	229	46.0	0	0.0		*	Quasi-complete separation of data points detected.				*	WARNING: Negative of Hessian not positive definite.			NE		Algorithm converged.	NE	NE	NE		NE		Algorithm converged.	NE	NE
Infections and infestations	Peritonitis	Male	265	53.5	0	0.0	269	54.0	0	0.0	NE			NE	NE	NE		NE	NE	NE	NE		NE	NE	NE	NE	NE	NE		NE	NE	NE
Infections and infestations	Peritonitis	Female	230	46.5	0	0.0	229	46.0	1	0.4		*	Quasi-complete separation of data points detected.				*	WARNING: Negative of Hessian not positive definite.			0.00		Algorithm converged.	0.00	NE	0.9999		>999.99		Algorithm converged.	0.00	NE
Infections and infestations	Pneumocystis jirovecii pneumonia	Male	265	53.5	2	0.8	269	54.0	1	0.4	2.04		Convergence criterion (GCONV=1E-8) satisfied.	0.18	22.61	0.004		Algorithm converged.	-0.009	0.017	2.03		Algorithm converged.	0.19	22.26	0.5622	1.0000	0.49		Algorithm converged.	0.04	5.40
Infections and infestations	Pneumocystis jirovecii pneumonia	Female	230	46.5	0	0.0	229	46.0	0	0.0	NE			NE	NE	NE		NE	NE	NE	NE		NE	NE	NE	NE		NE		NE	NE	NE
Infections and infestations	Pneumonia	Male	265	53.5	18	6.8	269	54.0	17	6.3	1.08		Convergence criterion (GCONV=1E-8) satisfied.	0.54	2.14	0.005		Algorithm converged.	-0.037	0.047	1.07		Algorithm converged.	0.57	2.04	0.8254	0.7282	0.93		Algorithm converged.	0.49	1.77
Infections and infestations	Pneumonia	Female	230	46.5	7	3.0	229	46.0	8	3.5	0.87		Convergence criterion (GCONV=1E-8) satisfied.	0.31	2.43	-0.004		Algorithm converged.	-0.037	0.028	0.87		Algorithm converged.	0.32	2.36	0.7865		1.15		Algorithm converged.	0.42	3.11
Infections and infestations	Pneumonia bacterial	Male	265	53.5	0	0.0	269	54.0	0	0.0	NE			NE	NE	NE		NE	NE	NE	NE		NE	NE	NE	NE	NE	NE		NE	NE	NE
Infections and infestations	Pneumonia bacterial	Female	230	46.5	1	0.4	229	46.0	0	0.0		*	Quasi-complete separation of data points detected.				*	WARNING: Negative of Hessian not positive definite.			NE		Algorithm converged.	NE	NE	NE		NE		Algorithm converged.	NE	NE
Infections and infestations	Pneumonia klebsiella	Male	265	53.5	0	0.0	269	54.0	0	0.0	NE			NE	NE	NE		NE	NE	NE	NE		NE	NE	NE	NE	NE	NE		NE	NE	NE
Infections and infestations	Pneumonia klebsiella	Female	230	46.5	0	0.0	229	46.0	1	0.4		*	Quasi-complete separation of data points detected.				*	WARNING: Negative of Hessian not positive definite.			0.00		Algorithm converged.	0.00	NE	0.9999		>999.99		Algorithm converged.	0.00	NE
Infections and infestations	Pneumonia pneumococcal	Male	265	53.5	1	0.4	269	54.0	0	0.0		*	Quasi-complete separation of data points detected.				*	WARNING: Negative of Hessian not positive definite.			NE		Algorithm converged.	NE	NE	NE	NE	NE		Algorithm converged.	NE	NE
Infections and infestations	Pneumonia pneumococcal	Female	230	46.5	0	0.0	229	46.0	0	0.0	NE			NE	NE	NE		NE	NE	NE	NE		NE	NE	NE	NE		NE		NE	NE	NE
Infections and infestations	Pneumonia viral	Male	265	53.5	0	0.0	269	54.0	0	0.0	NE			NE	NE	NE		NE	NE	NE	NE		NE	NE	NE	NE	NE	NE		NE	NE	NE
Infections and infestations	Pneumonia viral	Female	230	46.5	1	0.4	229	46.0	0	0.0		*	Quasi-complete separation of data points detected.				*	WARNING: Negative of Hessian not positive definite.			NE		Algorithm converged.	NE	NE	NE		NE		Algorithm converged.	NE	NE
Infections and infestations	Rectal abscess	Male	265	53.5	1	0.4	269	54.0	0	0.0		*	Quasi-complete separation of data points detected.				*	WARNING: Negative of Hessian not positive definite.			NE		Algorithm converged.	NE	NE	NE	NE	NE		Algorithm converged.	NE	NE
Infections and infestations	Rectal abscess	Female	230	46.5	0	0.0	229	46.0	0	0.0	NE			NE	NE	NE		NE	NE	NE	NE		NE	NE	NE	NE		NE		NE	NE	NE
Infections and infestations	Respiratory tract infection	Male	265	53.5	1	0.4	269	54.0	0	0.0		*	Quasi-complete separation of data points detected.				*	WARNING: Negative of Hessian not positive definite.			NE		Algorithm converged.	NE	NE	NE	1.0000	NE		Algorithm converged.	NE	NE
Infections and infestations	Respiratory tract infection	Female	230	46.5	1	0.4	229	46.0	0	0.0		*	Quasi-complete separation of data points detected.				*	WARNING: Negative of Hessian not positive definite.			NE		Algorithm converged.	NE	NE	NE		NE		Algorithm converged.	NE	NE
Infections and infestations	Scrotal infection	Male	265	53.5	0	0.0	269	54.0	1	0.4		*	Quasi-complete separation of data points detected.				*	ERROR: The mean parameter is either invalid or at a limit of its range for some observations.			0.00		Algorithm converged.	0.00	NE	0.9999	NE	>999.99		Algorithm converged.	0.00	NE
Infections and infestations	Scrotal infection	Female	230	46.5	0	0.0	229	46.0	0	0.0	NE			NE	NE	NE		NE	NE	NE	NE		NE	NE	NE	NE		NE		NE	NE	NE
Infections and infestations	Sepsis	Male	265	53.5	1	0.4	269	54.0	4	1.5	0.25		Convergence criterion (GCONV=1E-8) satisfied.	0.03	2.26	-0.011		Algorithm converged.	-0.027	0.005	0.25		Algorithm converged.	0.03	2.26	0.2186	0.2719	3.94		Algorithm converged.	0.44	35.02
Infections and infestations	Sepsis	Female	230	46.5	4	1.7	229	46.0	4	1.7	1.00		Convergence criterion (GCONV=1E-8) satisfied.	0.25	4.03	0.000		Algorithm converged.	-0.024	0.024	1.00		Algorithm converged.	0.25	3.93	0.9950		1.00		Algorithm converged.	0.25	3.97
Infections and infestations	Septic shock	Male	265	53.5	0	0.0	269	54.0	3	1.1		*	Quasi-complete separation of data points detected.				*	ERROR: The mean parameter is either invalid or at a limit of its range for some observations.			0.00		Algorithm converged.	0.00	NE	0.9999	1.0000	>999.99		Algorithm converged.	0.00	NE
Infections and infestations	Septic shock	Female	230	46.5	0	0.0	229	46.0	2	0.9		*	Quasi-complete separation of data points detected.				*	WARNING: Negative of Hessian not positive definite.			0.00		Algorithm converged.	0.00	NE	0.9999		>999.99		Algorithm converged.	0.00	NE
Infections and infestations	Skin infection	Male	265	53.5	1	0.4	269	54.0	0	0.0		*	Quasi-complete separation of data points detected.				*	WARNING: Negative of Hessian not positive definite.			NE		Algorithm converged.	NE	NE	NE	0.0945	NE		Algorithm converged.	NE	NE
Infections and infestations	Skin infection	Female	230	46.5	0	0.0	229	46.0	1	0.4		*	Quasi-complete separation of data points detected.				*	WARNING: Negative of Hessian not positive definite.			0.00		Algorithm converged.	0.00	NE	0.9999		>999.99		Algorithm converged.	0.00	NE
Infections and infestations	Staphylococcal infection	Male	265	53.5	1	0.4	269	54.0	2	0.7	0.51		Convergence criterion (GCONV=1E-8) satisfied.	0.05	5.61	-0.004		Algorithm converged.	-0.016	0.009	0.51		Algorithm converged.	0.05	5.56	0.5788	0.1909	1.97		Algorithm converged.	0.18	21.60

Infections and infestations	Staphylococcal infection	Female	230	46.5	1	0.4	229	46.0	0	0.0		*	Quasi-complete separation of data points detected.				*	WARNING: Negative of Hessian not positive definite.			NE		Algorithm converged.	NE	NE	NE		NE		Algorithm converged.	NE	NE
Infections and infestations	Staphylococcal sepsis	Male	265	53.5	0	0.0	269	54.0	0	0.0	NE			NE	NE	NE		NE	NE	NE	NE		NE	NE	NE	NE	NE	NE		NE	NE	NE
Infections and infestations	Staphylococcal sepsis	Female	230	46.5	1	0.4	229	46.0	0	0.0		*	Quasi-complete separation of data points detected.				*	WARNING: Negative of Hessian not positive definite.			NE		Algorithm converged.	NE	NE	NE		NE		Algorithm converged.	NE	NE
Infections and infestations	Suspected COVID-19	Male	265	53.5	0	0.0	269	54.0	0	0.0	NE			NE	NE	NE		NE	NE	NE	NE		NE	NE	NE	NE	NE	NE		NE	NE	NE
Infections and infestations	Suspected COVID-19	Female	230	46.5	1	0.4	229	46.0	0	0.0		*	Quasi-complete separation of data points detected.				*	WARNING: Negative of Hessian not positive definite.			NE		Algorithm converged.	NE	NE	NE		NE		Algorithm converged.	NE	NE
Infections and infestations	Systemic candida	Male	265	53.5	0	0.0	269	54.0	0	0.0	NE			NE	NE	NE		NE	NE	NE	NE		NE	NE	NE	NE	NE	NE		NE	NE	NE
Infections and infestations	Systemic candida	Female	230	46.5	0	0.0	229	46.0	1	0.4		*	Quasi-complete separation of data points detected.				*	WARNING: Negative of Hessian not positive definite.			0.00		Algorithm converged.	0.00	NE	0.9999		>999.99		Algorithm converged.	0.00	NE
Infections and infestations	Tracheitis	Male	265	53.5	0	0.0	269	54.0	0	0.0	NE			NE	NE	NE		NE	NE	NE	NE		NE	NE	NE	NE	NE	NE		NE	NE	NE
Infections and infestations	Tracheitis	Female	230	46.5	0	0.0	229	46.0	1	0.4		*	Quasi-complete separation of data points detected.				*	WARNING: Negative of Hessian not positive definite.			0.00		Algorithm converged.	0.00	NE	0.9999		>999.99		Algorithm converged.	0.00	NE
Infections and infestations	Tracheobronchitis	Male	265	53.5	0	0.0	269	54.0	0	0.0	NE			NE	NE	NE		NE	NE	NE	NE		NE	NE	NE	NE	NE	NE		NE	NE	NE
Infections and infestations	Tracheobronchitis	Female	230	46.5	1	0.4	229	46.0	0	0.0		*	Quasi-complete separation of data points detected.				*	WARNING: Negative of Hessian not positive definite.			NE		Algorithm converged.	NE	NE	NE		NE		Algorithm converged.	NE	NE
Infections and infestations	Tuberculosis	Male	265	53.5	0	0.0	269	54.0	1	0.4		*	Quasi-complete separation of data points detected.				*	ERROR: The mean parameter is either invalid or at a limit of its range for some observations.			0.00		Algorithm converged.	0.00	NE	0.9999	NE	>999.99		Algorithm converged.	0.00	NE
Infections and infestations	Tuberculosis	Female	230	46.5	0	0.0	229	46.0	0	0.0	NE			NE	NE	NE		NE	NE	NE	NE		NE	NE	NE	NE		NE		NE	NE	NE
Infections and infestations	Upper respiratory tract infection	Male	265	53.5	2	0.8	269	54.0	2	0.7	1.02		Convergence criterion (GCONV=1E-8) satisfied.	0.14	7.26	0.000		Algorithm converged.	-0.015	0.015	1.02		Algorithm converged.	0.14	7.15	0.9880	0.2727	0.99		Algorithm converged.	0.14	6.94
Infections and infestations	Upper respiratory tract infection	Female	230	46.5	0	0.0	229	46.0	1	0.4		*	Quasi-complete separation of data points detected.				*	WARNING: Negative of Hessian not positive definite.			0.00		Algorithm converged.	0.00	NE	0.9999		>999.99		Algorithm converged.	0.00	NE
Infections and infestations	Urinary tract infection	Male	265	53.5	7	2.6	269	54.0	2	0.7	3.62		Convergence criterion (GCONV=1E-8) satisfied.	0.75	17.59	0.019		Algorithm converged.	-0.003	0.041	3.55		Algorithm converged.	0.74	16.95	0.1117	0.0772	0.28		Algorithm converged.	0.06	1.34
Infections and infestations	Urinary tract infection	Female	230	46.5	2	0.9	229	46.0	4	1.7	0.49		Convergence criterion (GCONV=1E-8) satisfied.	0.09	2.72	-0.009		Algorithm converged.	-0.030	0.012	0.50		Algorithm converged.	0.09	2.69	0.4179		2.01		Algorithm converged.	0.37	10.86
Infections and infestations	Viral infection	Male	265	53.5	1	0.4	269	54.0	0	0.0		*	Quasi-complete separation of data points detected.				*	WARNING: Negative of Hessian not positive definite.			NE		Algorithm converged.	NE	NE	NE	NE	NE		Algorithm converged.	NE	NE
Infections and infestations	Viral infection	Female	230	46.5	0	0.0	229	46.0	0	0.0	NE			NE	NE	NE		NE	NE	NE	NE		NE	NE	NE	NE		NE		NE	NE	NE
Infections and infestations	Wound infection bacterial	Male	265	53.5	0	0.0	269	54.0	1	0.4		*	Quasi-complete separation of data points detected.				*	ERROR: The mean parameter is either invalid or at a limit of its range for some observations.			0.00		Algorithm converged.	0.00	NE	0.9999	NE	>999.99		Algorithm converged.	0.00	NE
Infections and infestations	Wound infection bacterial	Female	230	46.5	0	0.0	229	46.0	0	0.0	NE			NE	NE	NE		NE	NE	NE	NE		NE	NE	NE	NE		NE		NE	NE	NE
Injury, poisoning and procedural complications		Male	265	53.5	3	1.1	269	54.0	4	1.5	0.76		Convergence criterion (GCONV=1E-8) satisfied.	0.17	3.42	-0.004		Algorithm converged.	-0.023	0.016	0.76		Algorithm converged.	0.17	3.37	0.7193	0.5659	1.31		Algorithm converged.	0.30	5.81
Injury, poisoning and procedural complications		Female	230	46.5	3	1.3	229	46.0	2	0.9	1.50		Convergence criterion (GCONV=1E-8) satisfied.	0.25	9.06	0.004		Algorithm converged.	-0.015	0.023	1.49		Algorithm converged.	0.25	8.85	0.6587		0.67		Algorithm converged.	0.11	3.97
Injury, poisoning and procedural complications	Compression fracture	Male	265	53.5	0	0.0	269	54.0	0	0.0	NE			NE	NE	NE		NE	NE	NE	NE		NE	NE	NE	NE	NE	NE		NE	NE	NE
Injury, poisoning and procedural complications	Compression fracture	Female	230	46.5	1	0.4	229	46.0	0	0.0		*	Quasi-complete separation of data points detected.				*	WARNING: Negative of Hessian not positive definite.			NE		Algorithm converged.	NE	NE	NE		NE		Algorithm converged.	NE	NE
Injury, poisoning and procedural complications	Hip fracture	Male	265	53.5	0	0.0	269	54.0	1	0.4		*	Quasi-complete separation of data points detected.				*	ERROR: The mean parameter is either invalid or at a limit of its range for some observations.			0.00		Algorithm converged.	0.00	NE	0.9999	0.3089	>999.99		Algorithm converged.	0.00	NE
Injury, poisoning and procedural complications	Hip fracture	Female	230	46.5	1	0.4	229	46.0	1	0.4	1.00		Convergence criterion (GCONV=1E-8) satisfied.	0.06	16.01	0.000		Algorithm converged.	-0.012	0.012	1.00		Algorithm converged.	0.06	15.82	0.9975		1.00		Algorithm converged.	0.06	15.96
Injury, poisoning and procedural complications	Infusion related reaction	Male	265	53.5	0	0.0	269	54.0	1	0.4		*	Quasi-complete separation of data points detected.				*	ERROR: The mean parameter is either invalid or at a limit of its range for some observations.			0.00		Algorithm converged.	0.00	NE	0.9999	NE	>999.99		Algorithm converged.	0.00	NE
Injury, poisoning and procedural complications	Infusion related reaction	Female	230	46.5	0	0.0	229	46.0	0	0.0	NE			NE	NE	NE		NE	NE	NE	NE		NE	NE	NE	NE		NE		NE	NE	NE
Injury, poisoning and procedural complications	Injury	Male	265	53.5	1	0.4	269	54.0	1	0.4	1.02		Convergence criterion (GCONV=1E-8) satisfied.	0.06	16.31	0.000		Algorithm converged.	-0.010	0.010	1.02		Algorithm converged.	0.06	16.14	0.9915	1.0000	0.99		Algorithm converged.	0.06	15.67
Injury, poisoning and procedural complications	Injury	Female	230	46.5	0	0.0	229	46.0	0	0.0	NE			NE	NE	NE		NE	NE	NE	NE		NE	NE	NE	NE		NE		NE	NE	NE
Injury, poisoning and procedural complications	Lower limb fracture	Male	265	53.5	0	0.0	269	54.0	0	0.0	NE			NE	NE	NE		NE	NE	NE	NE		NE	NE	NE	NE	NE	NE		NE	NE	NE
Injury, poisoning and procedural complications	Lower limb fracture	Female	230	46.5	1	0.4	229	46.0	0	0.0		*	Quasi-complete separation of data points detected.				*	WARNING: Negative of Hessian not positive definite.			NE		Algorithm converged.	NE	NE	NE		NE		Algorithm converged.	NE	NE
Injury, poisoning and procedural complications	Lumbar vertebral fracture	Male	265	53.5	0	0.0	269	54.0	1	0.4		*	Quasi-complete separation of data points detected.				*	ERROR: The mean parameter is either invalid or at a limit of its range for some observations.			0.00		Algorithm converged.	0.00	NE	0.9999	NE	>999.99		Algorithm converged.	0.00	NE
Injury, poisoning and procedural complications	Lumbar vertebral fracture	Female	230	46.5	0	0.0	229	46.0	0	0.0	NE			NE	NE	NE		NE	NE	NE	NE		NE	NE	NE	NE		NE		NE	NE	NE
Injury, poisoning and procedural complications	Peroneal nerve injury	Male	265	53.5	1	0.4	269	54.0	0	0.0		*	Quasi-complete separation of data points detected.				*	WARNING: Negative of Hessian not positive definite.			NE		Algorithm converged.	NE	NE	NE	NE	NE		Algorithm converged.	NE	NE
Injury, poisoning and procedural complications	Peroneal nerve injury	Female	230	46.5	0	0.0	229	46.0	0	0.0	NE			NE	NE	NE		NE	NE	NE	NE		NE	NE	NE	NE		NE		NE	NE	NE
Injury, poisoning and procedural complications	Post lumbar puncture syndrome	Male	265	53.5	1	0.4	269	54.0	0	0.0		*	Quasi-complete separation of data points detected.				*	WARNING: Negative of Hessian not positive definite.			NE		Algorithm converged.	NE	NE	NE	NE	NE		Algorithm converged.	NE	NE
Injury, poisoning and procedural complications	Post lumbar puncture syndrome	Female	230	46.5	0	0.0	229	46.0	0	0.0	NE			NE	NE	NE		NE	NE	NE	NE		NE	NE	NE	NE		NE		NE	NE	NE
Injury, poisoning and procedural complications	Skull fracture	Male	265	53.5	1	0.4	269	54.0	0	0.0		*	Quasi-complete separation of data points detected.				*	WARNING: Negative of Hessian not positive definite.			NE		Algorithm converged.	NE	NE	NE	NE	NE		Algorithm converged.	NE	NE
Injury, poisoning and procedural complications	Skull fracture	Female	230	46.5	0	0.0	229	46.0	0	0.0	NE			NE	NE	NE		NE	NE	NE	NE		NE	NE	NE	NE		NE		NE	NE	NE
Injury, poisoning and procedural complications	Spinal column injury	Male	265	53.5	0	0.0	269	54.0	0	0.0	NE			NE	NE	NE		NE	NE	NE	NE		NE	NE	NE	NE	NE	NE		NE	NE	NE
Injury, poisoning and procedural complications	Spinal column injury	Female	230	46.5	0	0.0	229	46.0	1	0.4		*	Quasi-complete separation of data points detected.				*	WARNING: Negative of Hessian not positive definite.			0.00		Algorithm converged.	0.00	NE	0.9999		>999.99		Algorithm converged.	0.00	NE
Injury, poisoning and procedural complications	Thoracic vertebral fracture	Male	265	53.5	0	0.0	269	54.0	1	0.4		*	Quasi-complete separation of data points detected.				*	ERROR: The mean parameter is either invalid or at a limit of its range for some observations.			0.00		Algorithm converged.	0.00	NE	0.9999	NE	>999.99		Algorithm converged.	0.00	NE
Injury, poisoning and procedural complications	Thoracic vertebral fracture	Female	230	46.5	0	0.0	229	46.0	0	0.0	NE			NE	NE	NE		NE	NE	NE	NE		NE	NE	NE	NE		NE		NE	NE	NE
Investigations		Male	265	53.5	44	16.6	269	54.0	42	15.6	1.08		Convergence criterion (GCONV=1E-8) satisfied.	0.68	1.71	0.010		Algorithm converged.	-0.052	0.072	1.06		Algorithm converged.	0.72	1.57	0.7556	0.9252	0.94		Algorithm converged.	0.64	1.39
Investigations		Female	230	46.5	50	21.7	229	46.0	48	21.0	1.05		Convergence criterion (GCONV=1E-8) satisfied.	0.67	1.64	0.008		Algorithm converged.	-0.067	0.083	1.04		Algorithm converged.	0.73	1.47	0.8388		0.96		Algorithm converged.	0.68	1.37
Investigations	Alanine aminotransferase increased	Male	265	53.5	1	0.4	269	54.0	0	0.0		*	Quasi-complete separation of data points detected.				*	WARNING: Negative of Hessian not positive definite.			NE		Algorithm converged.	NE	NE	NE	0.4060	NE		Algorithm converged.	NE	NE
Investigations	Alanine aminotransferase increased	Female	230	46.5	2	0.9	229	46.0	1	0.4	2.00		Convergence criterion (GCONV=1E-8) satisfied.	0.18	22.21	0.004		Algorithm converged.	-0.010	0.019	1.99		Algorithm converged.	0.18	21.81	0.5727		0.50		Algorithm converged.	0.05	5.50
Investigations	Amylase increased	Male	265	53.5	0	0.0	269	54.0	2	0.7		*	Quasi-complete separation of data points detected.				*	ERROR: The mean parameter is either invalid or at a limit of its range for some observations.			0.00		Algorithm converged.	0.00	NE	0.9999	1.0000	>999.99		Algorithm converged.	0.00	NE
Investigations	Amylase increased	Female	230	46.5	0	0.0	229	46.0	1	0.4		*	Quasi-complete separation of data points detected.				*	WARNING: Negative of Hessian not positive definite.			0.00		Algorithm converged.	0.00	NE	0.9999		>999.99		Algorithm converged.	0.00	NE
Investigations	Aspartate aminotransferase increased	Male	265	53.5	1	0.4	269	54.0	0	0.0		*	Quasi-complete separation of data points detected.				*	WARNING: Negative of Hessian not positive definite.			NE		Algorithm converged.	NE	NE	NE	NE	NE		Algorithm converged.	NE	NE
Investigations	Aspartate aminotransferase increased	Female	230	46.5	0	0.0	229	46.0	0	0.0	NE			NE	NE	NE		NE	NE	NE	NE		NE	NE	NE	NE		NE		NE	NE	NE
Investigations	Blood alkaline phosphatase	Male	265	53.5	0	0.0	269	54.0	0	0.0	NE			NE	NE	NE		NE	NE	NE	NE		NE	NE	NE	NE	NE	NE		NE	NE	NE
Investigations	Blood alkaline phosphatase	Female	230	46.5	1	0.4	229	46.0	0	0.0		*	Quasi-complete separation of data points detected.				*	WARNING: Negative of Hessian not positive definite.			NE		Algorithm converged.	NE	NE	NE		NE		Algorithm converged.	NE	NE
Investigations	Blood creatinine increased	Male	265	53.5	0	0.0	269	54.0	1	0.4		*	Quasi-complete separation of data points detected.				*	ERROR: The mean parameter is either invalid or at a limit of its range for some observations.			0.00		Algorithm converged.	0.00	NE	0.9999	NE	>999.99		Algorithm converged.	0.00	NE
Investigations	Blood creatinine increased	Female	230	46.5	0	0.0	229	46.0	0	0.0	NE			NE	NE	NE		NE	NE	NE	NE		NE	NE	NE	NE		NE		NE	NE	NE
Investigations	Blood culture positive	Male	265	53.5	0	0.0	269	54.0	1	0.4		*	Quasi-complete separation of data points detected.				*	ERROR: The mean parameter is either invalid or at a limit of its range for some observations.			0.00		Algorithm converged.	0.00	NE	0.9999	NE	>999.99		Algorithm converged.	0.00	NE
Investigations	Blood culture positive	Female	230	46.5	0	0.0	229	46.0	0	0.0	NE			NE	NE	NE		NE	NE	NE	NE		NE	NE	NE	NE		NE		NE	NE	NE
Investigations	Blood glucose decreased	Male	265	53.5	0	0.0	269	54.0	0	0.0	NE			NE	NE	NE		NE	NE	NE	NE		NE	NE	NE	NE	NE	NE		NE	NE	NE
Investigations	Blood glucose decreased	Female	230	46.5	0	0.0	229	46.0	1	0.4		*	Quasi-complete separation of data points detected.				*	WARNING: Negative of Hessian not positive definite.			0.00		Algorithm converged.	0.00	NE	0.9999		>999.99		Algorithm converged.	0.00	NE
Investigations	Blood glucose increased	Male	265	53.5	1	0.4	269	54.0	0	0.0		*	Quasi-complete separation of data points detected.				*	WARNING: Negative of Hessian not positive definite.			NE		Algorithm converged.	NE	NE	NE	NE	NE		Algorithm converged.	NE	NE
Investigations	Blood glucose increased	Female	230	46.5	0	0.0	229	46.0	0	0.0	NE			NE	NE	NE		NE	NE	NE	NE		NE	NE	NE	NE		NE		NE	NE	NE
Investigations	Blood triglycerides increased	Male	265	53.5	0	0.0	269	54.0	1	0.4		*	Quasi-complete separation of data points detected.				*	ERROR: The mean parameter is either invalid or at a limit of its range for some observations.			0.00		Algorithm converged.	0.00	NE	0.9999	NE	>999.99		Algorithm converged.	0.00	NE
Investigations	Blood triglycerides increased	Female	230	46.5	0	0.0	229	46.0	0	0.0	NE			NE	NE	NE		NE	NE	NE	NE		NE	NE	NE	NE		NE		NE	NE	NE
Investigations	C-reactive protein increased	Male	265	53.5	1	0.4	269	54.0	0	0.0		*	Quasi-complete separation of data points detected.				*	WARNING: Negative of Hessian not positive definite.			NE		Algorithm converged.	NE	NE	NE	NE	NE		Algorithm converged.	NE	NE
Investigations	C-reactive protein increased	Female	230	46.5	0	0.0	229	46.0	0	0.0	NE			NE	NE	NE		NE	NE	NE	NE		NE	NE	NE	NE		NE		NE	NE	NE
Investigations	Coronavirus test positive	Male	265	53.5	1	0.4	269	54.0	0	0.0		*	Quasi-complete separation of data points detected.				*	WARNING: Negative of Hessian not positive definite.			NE		Algorithm converged.	NE	NE	NE	NE	NE		Algorithm converged.	NE	NE
Investigations	Coronavirus test positive	Female	230	46.5	0	0.0	229	46.0	0	0.0	NE			NE	NE	NE		NE	NE	NE	NE		NE	NE	NE	NE		NE		NE	NE	NE
Investigations	Ejection fraction decreased	Male	265	53.5	1	0.4	269	54.0	0	0.0		*	Quasi-complete separation of data points detected.				*	WARNING: Negative of Hessian not positive definite.			NE		Algorithm converged.	NE	NE	NE	0.0945	NE		Algorithm converged.	NE	NE
Investigations	Ejection fraction decreased	Female	230	46.5	0	0.0	229	46.0	1	0.4		*	Quasi-complete separation of data points detected.				*	WARNING: Negative of Hessian not positive definite.			0.00		Algorithm converged.	0.00	NE	0.9999		>999.99		Algorithm converged.	0.00	NE
Investigations	Gamma-glutamyltransferase increased	Male	265	53.5	1	0.4	269	54.0	0	0.0		*	Quasi-complete separation of data points detected.				*	WARNING: Negative of Hessian not positive definite.			NE		Algorithm converged.	NE	NE	NE	0.2043	NE		Algorithm converged.	NE	NE
Investigations	Gamma-glutamyltransferase increased	Female	230	46.5	2	0.9	229	46.0	3	1.3	0.66		Convergence criterion (GCONV=1E-8) satisfied.	0.11	3.99	-0.004		Algorithm converged.	-0.023	0.015	0.66		Algorithm converged.	0.11	3.94	0.6518		1.51		Algorithm converged.	0.25	8.93
Investigations	Lipase increased	Male	265	53.5	1	0.4	269	54.0	3	1.1	0.34		Convergence criterion (GCONV=1E-8) satisfied.	0.03	3.25	-0.007		Algorithm converged.	-0.022	0.007	0.34		Algorithm converged.	0.04	3.23	0.3467	0.9905	2.96		Algorithm converged.	0.31	28.23
Investigations	Lipase increased	Female	230	46.5	1	0.4	229	46.0	3	1.3	0.33		Convergence criterion (GCONV=1E-8) satisfied.	0.03	3.19	-0.009		Algorithm converged.	-0.026	0.008	0.33		Algorithm converged.	0.03	3.17	0.3379		3.01		Algorithm converged.	0.32	28.75
Investigations	Liver function test increased	Male	265	53.5	1	0.4	269	54.0	0	0.0		*	Quasi-complete separation of data points detected.				*	WARNING: Negative of Hessian not positive definite.			NE		Algorithm converged.	NE	NE	NE	NE	NE		Algorithm converged.	NE	NE
Investigations	Liver function test increased	Female	230	46.5	0	0.0	229	46.0	0	0.0	NE			NE	NE	NE		NE	NE	NE	NE		NE	NE	NE	NE		NE		NE	NE	NE
Investigations	Lymphocyte count decreased	Male	265	53.5	9	3.4	269	54.0	8	3.0	1.15		Convergence criterion (GCONV=1E-8) satisfied.	0.44	3.02	0.004		Algorithm converged.	-0.026	0.034	1.14		Algorithm converged.	0.45	2.92	0.7813	0.7180	0.88		Algorithm converged.	0.34	2.24
Investigations	Lymphocyte count decreased	Female	230	46.5	13	5.7	229	46.0	9	3.9	1.46		Convergence criterion (GCONV=1E-8) satisfied.	0.61	3.50	0.017		Algorithm converged.	-0.022	0.056	1.44		Algorithm converged.	0.63	3.30	0.3908		0.70		Algorithm converged.	0.30	1.59
Investigations	Neutrophil count decreased	Male	265	53.5	30	11.3	269	54.0	25	9.3	1.25		Convergence criterion (GCONV=1E-8) satisfied.	0.71	2.18	0.020		Algorithm converged.	-0.031	0.072	1.22		Algorithm converged.	0.74	2.01	0.4419	0.6349	0.82		Algorithm converged.	0.50	1.36
Investigations	Neutrophil count decreased	Female	230	46.5	30	13.0	229	46.0	29	12.7	1.03		Convergence criterion (GCONV=1E-8) satisfied.	0.60	1.79	0.004		Algorithm converged.	-0.057	0.065	1.03		Algorithm converged.	0.64	1.66	0.9033		0.97		Algorithm converged.	0.60	1.56
Investigations	Oxygen saturation decreased	Male	265	53.5	0	0.0	269	54.0	1	0.4		*	Quasi-complete separation of data points detected.				*	ERROR: The mean parameter is either invalid or at a limit of its range for some observations.			0.00		Algorithm converged.	0.00	NE	0.9999	NE	>999.99		Algorithm converged.	0.00	NE
Investigations	Oxygen saturation decreased	Female	230	46.5	0	0.0	229	46.0	0	0.0	NE			NE	NE	NE		NE	NE	NE	NE		NE	NE	NE	NE		NE		NE	NE	NE
Investigations	Platelet count decreased	Male	265	53.5	9	3.4	269	54.0	7	2.6	1.32		Convergence criterion (GCONV=1E-8) satisfied.	0.48	3.59	0.008		Algorithm converged.	-0.021	0.037	1.31		Algorithm converged.	0.49	3.45	0.5917	0.9813	0.77		Algorithm converged.	0.29	2.03
Investigations	Platelet count decreased	Female	230	46.5	8	3.5	229	46.0	6	2.6	1.34		Convergence criterion (GCONV=1E-8) satisfied.	0.46	3.92	0.009		Algorithm converged.	-0.023	0.040	1.33		Algorithm converged.	0.47	3.77	0.5943		0.75		Algorithm converged.	0.27	2.14
Investigations	Troponin I increased	Male	265	53.5	0	0.0	269	54.0	1	0.4		*	Quasi-complete separation of data points detected.				*	ERROR: The mean parameter is either invalid or at a limit of its range for some observations.			0.00		Algorithm converged.	0.00	NE	0.9999	NE	>999.99		Algorithm converged.	0.00	NE
Investigations	Troponin I increased	Female	230	46.5	0	0.0	229	46.0	0	0.0	NE			NE	NE	NE		NE	NE	NE	NE		NE	NE	NE	NE		NE		NE	NE	NE
Investigations	Troponin T increased	Male	265	53.5	1	0.4	269	54.0	0	0.0		*	Quasi-complete separation of data points detected.				*	WARNING: Negative of Hessian not positive definite.			NE		Algorithm converged.	NE	NE	NE	NE	NE		Algorithm converged.	NE	NE
Investigations	Troponin T increased	Female	230	46.5	0	0.0	229	46.0	0	0.0	NE			NE	NE	NE		NE	NE	NE	NE		NE	NE	NE	NE		NE		NE	NE	NE
Investigations	Weight decreased	Male	265	53.5	2	0.8	269	54.0	0	0.0		*	Quasi-complete separation of data points detected.				*	WARNING: Negative of Hessian not positive definite.			NE		Algorithm converged.	NE	NE	NE	0.1448	NE		Algorithm converged.	NE	NE
Investigations	Weight decreased	Female	230	46.5	2	0.9	229	46.0	2	0.9	1.00		Convergence criterion (GCONV=1E-8) satisfied.	0.14	7.13	0.000		Algorithm converged.	-0.017	0.017	1.00		Algorithm converged.	0.14	7.01	0.9965		1.00		Algorithm converged.	0.14	7.07
Investigations	Weight increased	Male	265	53.5	0	0.0	269	54.0	2	0.7		*	Quasi-complete separation of data points detected.				*	ERROR: The mean parameter is either invalid or at a limit of its range for some observations.			0.00		Algorithm converged.	0.00	NE	0.9999	0.1909	>999.99		Algorithm converged.	0.00	NE
Investigations	Weight increased	Female	230	46.5	1	0.4	229	46.0	1	0.4	1.00		Convergence criterion (GCONV=1E-8) satisfied.	0.06	16.01	0.000		Algorithm converged.	-0.012	0.012	1.00		Algorithm converged.	0.06	15.82	0.9975		1.00		Algorithm converged.	0.06	15.96
Investigations	White blood cell count decreased	Male	265	53.5	19	7.2	269	54.0	14	5.2	1.41		Convergence criterion (GCONV=1E-8) satisfied.	0.69	2.87	0.020		Algorithm converged.	-0.021	0.061	1.38		Algorithm converged.	0.71	2.69	0.3481	0.7377	0.73		Algorithm converged.	0.37	1.42
Investigations	White blood cell count decreased	Female	230	46.5	30	13.0	229	46.0	25	10.9	1.22		Convergence criterion (GCONV=1E-8) satisfied.	0.70	2.15	0.021		Algorithm converged.	-0.038	0.081	1.19		Algorithm converged.	0.73	1.97	0.4839		0.84		Algorithm converged.	0.51	1.38
Investigations	White blood cell count increased	Male	265	53.5	1	0.4	269	54.0	0	0.0		*	Quasi-complete separation of data points detected.				*	WARNING: Negative of Hessian not positive definite.			NE		Algorithm converged.	NE	NE	NE	NE	NE		Algorithm converged.	NE	NE
Investigations	White blood cell count increased	Female	230	46.5	0	0.0	229	46.0	0	0.0	NE			NE	NE	NE		NE	NE	NE	NE		NE	NE	NE	NE		NE		NE	NE	NE
Metabolism and nutrition disorders		Male	265	53.5	25	9.4	269	54.0	19	7.1	1.37		Convergence criterion (GCONV=1E-8) satisfied.	0.74	2.55	0.024		Algorithm converged.	-0.023	0.070	1.34		Algorithm converged.	0.75	2.37	0.3213	0.4076	0.75		Algorithm converged.	0.42	1.33
Metabolism and nutrition disorders		Female	230	46.5	21	9.1	229	46.0	22	9.6	0.95		Convergence criterion (GCONV=1E-8) satisfied.	0.50	1.77	-0.005		Algorithm converged.	-0.058	0.049	0.95		Algorithm converged.	0.54	1.68	0.8609		1.05		Algorithm converged.	0.60	1.86
Metabolism and nutrition disorders	Decreased appetite	Male	265	53.5	2	0.8	269	54.0	1	0.4	2.04		Convergence criterion (GCONV=1E-8) satisfied.	0.18	22.61	0.004		Algorithm converged.	-0.009	0.017	2.03		Algorithm converged.	0.19	22.26	0.5622	0.8393	0.49		Algorithm converged.	0.04	5.40
Metabolism and nutrition disorders	Decreased appetite	Female	230	46.5	3	1.3	229	46.0	2	0.9	1.50		Convergence criterion (GCONV=1E-8) satisfied.	0.25	9.06	0.004		Algorithm converged.	-0.015	0.023	1.49		Algorithm converged.	0.25	8.85	0.6587		0.67		Algorithm converged.	0.11	3.97
Metabolism and nutrition disorders	Dehydration	Male	265	53.5	0	0.0	269	54.0	1	0.4		*	Quasi-complete separation of data points detected.				*	ERROR: The mean parameter is either invalid or at a limit of its range for some observations.			0.00		Algorithm converged.	0.00	NE	0.9999	0.2790	>999.99		Algorithm converged.	0.00	NE
Metabolism and nutrition disorders	Dehydration	Female	230	46.5	2	0.9	229	46.0	2	0.9	1.00		Convergence criterion (GCONV=1E-8) satisfied.	0.14	7.13	0.000		Algorithm converged.	-0.017	0.017	1.00		Algorithm converged.	0.14	7.01	0.9965		1.00		Algorithm converged.	0.14	7.07
Metabolism and nutrition disorders	Diabetes mellitus	Male	265	53.5	0	0.0	269	54.0	1	0.4		*	Quasi-complete separation of data points detected.				*	ERROR: The mean parameter is either invalid or at a limit of its range for some observations.			0.00		Algorithm converged.	0.00	NE	0.9999	NE	>999.99		Algorithm converged.	0.00	NE
Metabolism and nutrition disorders	Diabetes mellitus	Female	230	46.5	0	0.0	229	46.0	0	0.0	NE			NE	NE	NE		NE	NE	NE	NE		NE	NE	NE	NE		NE		NE	NE	NE
Metabolism and nutrition disorders	Diabetes mellitus inadequate control	Male	265	53.5	0	0.0	269	54.0	0	0.0	NE			NE	NE	NE		NE	NE	NE	NE		NE	NE	NE	NE	NE	NE		NE	NE	NE
Metabolism and nutrition disorders	Diabetes mellitus inadequate control	Female	230	46.5	0	0.0	229	46.0	1	0.4		*	Quasi-complete separation of data points detected.				*	WARNING: Negative of Hessian not positive definite.			0.00		Algorithm converged.	0.00	NE	0.9999		>999.99		Algorithm converged.	0.00	NE

Metabolism and nutrition disorders	Glucose tolerance impaired	Male	265	53.5	0	0.0	269	54.0	0	0.0	NE			NE	NE	NE		NE	NE	NE	NE		NE	NE	NE	NE	NE	NE		NE	NE	NE
Metabolism and nutrition disorders	Glucose tolerance impaired	Female	230	46.5	1	0.4	229	46.0	0	0.0		*	Quasi-complete separation of data points detected.				*	WARNING: Negative of Hessian not positive definite.			NE		Algorithm converged.	NE	NE	NE		NE		Algorithm converged.	NE	NE
Metabolism and nutrition disorders	Hypercalcaemia	Male	265	53.5	1	0.4	269	54.0	0	0.0		*	Quasi-complete separation of data points detected.				*	WARNING: Negative of Hessian not positive definite.			NE		Algorithm converged.	NE	NE	NE	NE	NE		Algorithm converged.	NE	NE
Metabolism and nutrition disorders	Hypercalcaemia	Female	230	46.5	0	0.0	229	46.0	0	0.0	NE			NE	NE	NE		NE	NE	NE	NE		NE	NE	NE	NE		NE		NE	NE	NE
Metabolism and nutrition disorders	Hyperglycaemia	Male	265	53.5	4	1.5	269	54.0	3	1.1	1.36		Convergence criterion (GCONV=1E-8) satisfied.	0.30	6.13	0.004		Algorithm converged.	-0.015	0.023	1.35		Algorithm converged.	0.31	5.99	0.6900	0.7820	0.74		Algorithm converged.	0.17	3.27
Metabolism and nutrition disorders	Hyperglycaemia	Female	230	46.5	3	1.3	229	46.0	3	1.3	1.00		Convergence criterion (GCONV=1E-8) satisfied.	0.20	4.99	0.000		Algorithm converged.	-0.021	0.021	1.00		Algorithm converged.	0.20	4.88	0.9957		1.00		Algorithm converged.	0.20	4.92
Metabolism and nutrition disorders	Hyperkalaemia	Male	265	53.5	0	0.0	269	54.0	0	0.0	NE			NE	NE	NE		NE	NE	NE	NE		NE	NE	NE	NE	NE	NE		NE	NE	NE
Metabolism and nutrition disorders	Hyperkalaemia	Female	230	46.5	0	0.0	229	46.0	2	0.9		*	Quasi-complete separation of data points detected.				*	WARNING: Negative of Hessian not positive definite.			0.00		Algorithm converged.	0.00	NE	0.9999		>999.99		Algorithm converged.	0.00	NE
Metabolism and nutrition disorders	Hypertriglyceridaemia	Male	265	53.5	2	0.8	269	54.0	1	0.4	2.04		Convergence criterion (GCONV=1E-8) satisfied.	0.18	22.61	0.004		Algorithm converged.	-0.009	0.017	2.03		Algorithm converged.	0.19	22.26	0.5622	1.0000	0.49		Algorithm converged.	0.04	5.40
Metabolism and nutrition disorders	Hypertriglyceridaemia	Female	230	46.5	0	0.0	229	46.0	0	0.0	NE			NE	NE	NE		NE	NE	NE	NE		NE	NE	NE	NE		NE		NE	NE	NE
Metabolism and nutrition disorders	Hyperuricaemia	Male	265	53.5	1	0.4	269	54.0	0	0.0		*	Quasi-complete separation of data points detected.				*	WARNING: Negative of Hessian not positive definite.			NE		Algorithm converged.	NE	NE	NE	1.0000	NE		Algorithm converged.	NE	NE
Metabolism and nutrition disorders	Hyperuricaemia	Female	230	46.5	1	0.4	229	46.0	0	0.0		*	Quasi-complete separation of data points detected.				*	WARNING: Negative of Hessian not positive definite.			NE		Algorithm converged.	NE	NE	NE		NE		Algorithm converged.	NE	NE
Metabolism and nutrition disorders	Hypoalbuminaemia	Male	265	53.5	3	1.1	269	54.0	0	0.0		*	Quasi-complete separation of data points detected.				*	WARNING: Negative of Hessian not positive definite.			NE		Algorithm converged.	NE	NE	NE	NE	NE		Algorithm converged.	NE	NE
Metabolism and nutrition disorders	Hypoalbuminaemia	Female	230	46.5	0	0.0	229	46.0	0	0.0	NE			NE	NE	NE		NE	NE	NE	NE		NE	NE	NE	NE		NE		NE	NE	NE
Metabolism and nutrition disorders	Hypocalcaemia	Male	265	53.5	0	0.0	269	54.0	2	0.7		*	Quasi-complete separation of data points detected.				*	ERROR: The mean parameter is either invalid or at a limit of its range for some observations.			0.00		Algorithm converged.	0.00	NE	0.9999	0.0512	>999.99		Algorithm converged.	0.00	NE
Metabolism and nutrition disorders	Hypocalcaemia	Female	230	46.5	1	0.4	229	46.0	0	0.0		*	Quasi-complete separation of data points detected.				*	WARNING: Negative of Hessian not positive definite.			NE		Algorithm converged.	NE	NE	NE		NE		Algorithm converged.	NE	NE
Metabolism and nutrition disorders	Hypoglycaemia	Male	265	53.5	1	0.4	269	54.0	0	0.0		*	Quasi-complete separation of data points detected.				*	WARNING: Negative of Hessian not positive definite.			NE		Algorithm converged.	NE	NE	NE	0.0945	NE		Algorithm converged.	NE	NE
Metabolism and nutrition disorders	Hypoglycaemia	Female	230	46.5	0	0.0	229	46.0	1	0.4		*	Quasi-complete separation of data points detected.				*	WARNING: Negative of Hessian not positive definite.			0.00		Algorithm converged.	0.00	NE	0.9999		>999.99		Algorithm converged.	0.00	NE
Metabolism and nutrition disorders	Hypokalaemia	Male	265	53.5	5	1.9	269	54.0	3	1.1	1.71		Convergence criterion (GCONV=1E-8) satisfied.	0.40	7.21	0.008		Algorithm converged.	-0.013	0.028	1.69		Algorithm converged.	0.41	7.01	0.4684	0.4491	0.59		Algorithm converged.	0.14	2.45
Metabolism and nutrition disorders	Hypokalaemia	Female	230	46.5	7	3.0	229	46.0	8	3.5	0.87		Convergence criterion (GCONV=1E-8) satisfied.	0.31	2.43	-0.004		Algorithm converged.	-0.037	0.028	0.87		Algorithm converged.	0.32	2.36	0.7865		1.15		Algorithm converged.	0.42	3.11
Metabolism and nutrition disorders	Hypomagnesaemia	Male	265	53.5	1	0.4	269	54.0	0	0.0		*	Quasi-complete separation of data points detected.				*	WARNING: Negative of Hessian not positive definite.			NE		Algorithm converged.	NE	NE	NE	NE	NE		Algorithm converged.	NE	NE
Metabolism and nutrition disorders	Hypomagnesaemia	Female	230	46.5	0	0.0	229	46.0	0	0.0	NE			NE	NE	NE		NE	NE	NE	NE		NE	NE	NE	NE		NE		NE	NE	NE
Metabolism and nutrition disorders	Hyponatraemia	Male	265	53.5	3	1.1	269	54.0	8	3.0	0.37		Convergence criterion (GCONV=1E-8) satisfied.	0.10	1.42	-0.018		Algorithm converged.	-0.042	0.006	0.38		Algorithm converged.	0.10	1.42	0.1503	0.1150	2.63		Algorithm converged.	0.70	9.79
Metabolism and nutrition disorders	Hyponatraemia	Female	230	46.5	4	1.7	229	46.0	2	0.9	2.01		Convergence criterion (GCONV=1E-8) satisfied.	0.36	11.08	0.009		Algorithm converged.	-0.012	0.029	1.99		Algorithm converged.	0.37	10.76	0.4237		0.50		Algorithm converged.	0.09	2.71
Metabolism and nutrition disorders	Hypophosphataemia	Male	265	53.5	6	2.3	269	54.0	3	1.1	2.05		Convergence criterion (GCONV=1E-8) satisfied.	0.51	8.30	0.011		Algorithm converged.	-0.010	0.033	2.03		Algorithm converged.	0.51	8.03	0.3130	0.3222	0.49		Algorithm converged.	0.12	1.95
Metabolism and nutrition disorders	Hypophosphataemia	Female	230	46.5	2	0.9	229	46.0	3	1.3	0.66		Convergence criterion (GCONV=1E-8) satisfied.	0.11	3.99	-0.004		Algorithm converged.	-0.023	0.015	0.66		Algorithm converged.	0.11	3.94	0.6518		1.51		Algorithm converged.	0.25	8.93
Metabolism and nutrition disorders	Hypovolaemia	Male	265	53.5	0	0.0	269	54.0	0	0.0	NE			NE	NE	NE		NE	NE	NE	NE		NE	NE	NE	NE	NE	NE		NE	NE	NE
Metabolism and nutrition disorders	Hypovolaemia	Female	230	46.5	1	0.4	229	46.0	0	0.0		*	Quasi-complete separation of data points detected.				*	WARNING: Negative of Hessian not positive definite.			NE		Algorithm converged.	NE	NE	NE		NE		Algorithm converged.	NE	NE
Metabolism and nutrition disorders	Malnutrition	Male	265	53.5	0	0.0	269	54.0	0	0.0	NE			NE	NE	NE		NE	NE	NE	NE		NE	NE	NE	NE	NE	NE		NE	NE	NE
Metabolism and nutrition disorders	Malnutrition	Female	230	46.5	1	0.4	229	46.0	0	0.0		*	Quasi-complete separation of data points detected.				*	WARNING: Negative of Hessian not positive definite.			NE		Algorithm converged.	NE	NE	NE		NE		Algorithm converged.	NE	NE
Metabolism and nutrition disorders	Tumour lysis syndrome	Male	265	53.5	2	0.8	269	54.0	2	0.7	1.02		Convergence criterion (GCONV=1E-8) satisfied.	0.14	7.26	0.000		Algorithm converged.	-0.015	0.015	1.02		Algorithm converged.	0.14	7.15	0.9880	0.2727	0.99		Algorithm converged.	0.14	6.94
Metabolism and nutrition disorders	Tumour lysis syndrome	Female	230	46.5	0	0.0	229	46.0	1	0.4		*	Quasi-complete separation of data points detected.				*	WARNING: Negative of Hessian not positive definite.			0.00		Algorithm converged.	0.00	NE	0.9999		>999.99		Algorithm converged.	0.00	NE
Metabolism and nutrition disorders	Vitamin B1 deficiency	Male	265	53.5	0	0.0	269	54.0	0	0.0	NE			NE	NE	NE		NE	NE	NE	NE		NE	NE	NE	NE	NE	NE		NE	NE	NE
Metabolism and nutrition disorders	Vitamin B1 deficiency	Female	230	46.5	1	0.4	229	46.0	0	0.0		*	Quasi-complete separation of data points detected.				*	WARNING: Negative of Hessian not positive definite.			NE		Algorithm converged.	NE	NE	NE		NE		Algorithm converged.	NE	NE
Musculoskeletal and connective tissue disorders		Male	265	53.5	0	0.0	269	54.0	3	1.1		*	Quasi-complete separation of data points detected.				*	ERROR: The mean parameter is either invalid or at a limit of its range for some observations.			0.00		Algorithm converged.	0.00	NE	0.9999	0.2338	>999.99		Algorithm converged.	0.00	NE
Musculoskeletal and connective tissue disorders		Female	230	46.5	2	0.9	229	46.0	6	2.6	0.33		Convergence criterion (GCONV=1E-8) satisfied.	0.07	1.63	-0.018		Algorithm converged.	-0.041	0.006	0.33		Algorithm converged.	0.07	1.63	0.1739		3.01		Algorithm converged.	0.61	14.77
Musculoskeletal and connective tissue disorders	Back pain	Male	265	53.5	0	0.0	269	54.0	3	1.1		*	Quasi-complete separation of data points detected.				*	ERROR: The mean parameter is either invalid or at a limit of its range for some observations.			0.00		Algorithm converged.	0.00	NE	0.9999	0.2099	>999.99		Algorithm converged.	0.00	NE
Musculoskeletal and connective tissue disorders	Back pain	Female	230	46.5	1	0.4	229	46.0	2	0.9	0.50		Convergence criterion (GCONV=1E-8) satisfied.	0.04	5.50	-0.004		Algorithm converged.	-0.019	0.010	0.50		Algorithm converged.	0.05	5.45	0.5679		2.01		Algorithm converged.	0.18	22.00
Musculoskeletal and connective tissue disorders	Bone pain	Male	265	53.5	0	0.0	269	54.0	0	0.0	NE			NE	NE	NE		NE	NE	NE	NE		NE	NE	NE	NE	NE	NE		NE	NE	NE
Musculoskeletal and connective tissue disorders	Bone pain	Female	230	46.5	0	0.0	229	46.0	3	1.3		*	Quasi-complete separation of data points detected.				*	WARNING: Negative of Hessian not positive definite.			0.00		Algorithm converged.	0.00	NE	0.9999		>999.99		Algorithm converged.	0.00	NE
Musculoskeletal and connective tissue disorders	Musculoskeletal chest pain	Male	265	53.5	0	0.0	269	54.0	0	0.0	NE			NE	NE	NE		NE	NE	NE	NE		NE	NE	NE	NE	NE	NE		NE	NE	NE
Musculoskeletal and connective tissue disorders	Musculoskeletal chest pain	Female	230	46.5	1	0.4	229	46.0	0	0.0		*	Quasi-complete separation of data points detected.				*	WARNING: Negative of Hessian not positive definite.			NE		Algorithm converged.	NE	NE	NE		NE		Algorithm converged.	NE	NE
Musculoskeletal and connective tissue disorders	Pain in extremity	Male	265	53.5	0	0.0	269	54.0	0	0.0	NE			NE	NE	NE		NE	NE	NE	NE		NE	NE	NE	NE	NE	NE		NE	NE	NE
Musculoskeletal and connective tissue disorders	Pain in extremity	Female	230	46.5	0	0.0	229	46.0	1	0.4		*	Quasi-complete separation of data points detected.				*	WARNING: Negative of Hessian not positive definite.			0.00		Algorithm converged.	0.00	NE	0.9999		>999.99		Algorithm converged.	0.00	NE
Neoplasms benign, malignant and unspecified (incl cysts and polyps)		Male	265	53.5	4	1.5	269	54.0	2	0.7	2.05		Convergence criterion (GCONV=1E-8) satisfied.	0.37	11.27	0.008		Algorithm converged.	-0.010	0.026	2.03		Algorithm converged.	0.38	10.99	0.4112	1.0000	0.49		Algorithm converged.	0.09	2.67
Neoplasms benign, malignant and unspecified (incl cysts and polyps)		Female	230	46.5	0	0.0	229	46.0	0	0.0	NE			NE	NE	NE		NE	NE	NE	NE		NE	NE	NE	NE		NE		NE	NE	NE
Neoplasms benign, malignant and unspecified (incl cysts and polyps)	Adenocarcinoma	Male	265	53.5	0	0.0	269	54.0	1	0.4		*	Quasi-complete separation of data points detected.				*	ERROR: The mean parameter is either invalid or at a limit of its range for some observations.			0.00		Algorithm converged.	0.00	NE	0.9999	NE	>999.99		Algorithm converged.	0.00	NE
Neoplasms benign, malignant and unspecified (incl cysts and polyps)	Adenocarcinoma	Female	230	46.5	0	0.0	229	46.0	0	0.0	NE			NE	NE	NE		NE	NE	NE	NE		NE	NE	NE	NE		NE		NE	NE	NE
Neoplasms benign, malignant and unspecified (incl cysts and polyps)	Adenocarcinoma of colon	Male	265	53.5	1	0.4	269	54.0	0	0.0		*	Quasi-complete separation of data points detected.				*	WARNING: Negative of Hessian not positive definite.			NE		Algorithm converged.	NE	NE	NE	NE	NE		Algorithm converged.	NE	NE
Neoplasms benign, malignant and unspecified (incl cysts and polyps)	Adenocarcinoma of colon	Female	230	46.5	0	0.0	229	46.0	0	0.0	NE			NE	NE	NE		NE	NE	NE	NE		NE	NE	NE	NE		NE		NE	NE	NE
Neoplasms benign, malignant and unspecified (incl cysts and polyps)	Adenocarcinoma pancreas	Male	265	53.5	1	0.4	269	54.0	0	0.0		*	Quasi-complete separation of data points detected.				*	WARNING: Negative of Hessian not positive definite.			NE		Algorithm converged.	NE	NE	NE	NE	NE		Algorithm converged.	NE	NE
Neoplasms benign, malignant and unspecified (incl cysts and polyps)	Adenocarcinoma pancreas	Female	230	46.5	0	0.0	229	46.0	0	0.0	NE			NE	NE	NE		NE	NE	NE	NE		NE	NE	NE	NE		NE		NE	NE	NE
Neoplasms benign, malignant and unspecified (incl cysts and polyps)	Colorectal cancer	Male	265	53.5	1	0.4	269	54.0	0	0.0		*	Quasi-complete separation of data points detected.				*	WARNING: Negative of Hessian not positive definite.			NE		Algorithm converged.	NE	NE	NE	NE	NE		Algorithm converged.	NE	NE
Neoplasms benign, malignant and unspecified (incl cysts and polyps)	Colorectal cancer	Female	230	46.5	0	0.0	229	46.0	0	0.0	NE			NE	NE	NE		NE	NE	NE	NE		NE	NE	NE	NE		NE		NE	NE	NE
Neoplasms benign, malignant and unspecified (incl cysts and polyps)	Hodgkin's disease	Male	265	53.5	0	0.0	269	54.0	1	0.4		*	Quasi-complete separation of data points detected.				*	ERROR: The mean parameter is either invalid or at a limit of its range for some observations.			0.00		Algorithm converged.	0.00	NE	0.9999	NE	>999.99		Algorithm converged.	0.00	NE
Neoplasms benign, malignant and unspecified (incl cysts and polyps)	Hodgkin's disease	Female	230	46.5	0	0.0	229	46.0	0	0.0	NE			NE	NE	NE		NE	NE	NE	NE		NE	NE	NE	NE		NE		NE	NE	NE
Neoplasms benign, malignant and unspecified (incl cysts and polyps)	Papillary renal cell carcinoma	Male	265	53.5	1	0.4	269	54.0	0	0.0		*	Quasi-complete separation of data points detected.				*	WARNING: Negative of Hessian not positive definite.			NE		Algorithm converged.	NE	NE	NE	NE	NE		Algorithm converged.	NE	NE
Neoplasms benign, malignant and unspecified (incl cysts and polyps)	Papillary renal cell carcinoma	Female	230	46.5	0	0.0	229	46.0	0	0.0	NE			NE	NE	NE		NE	NE	NE	NE		NE	NE	NE	NE		NE		NE	NE	NE
Nervous system disorders		Male	265	53.5	8	3.0	269	54.0	9	3.3	0.90		Convergence criterion (GCONV=1E-8) satisfied.	0.34	2.37	-0.003		Algorithm converged.	-0.033	0.027	0.90		Algorithm converged.	0.35	2.30	0.8298	0.5128	1.11		Algorithm converged.	0.43	2.83
Nervous system disorders		Female	230	46.5	9	3.9	229	46.0	15	6.6	0.58		Convergence criterion (GCONV=1E-8) satisfied.	0.25	1.36	-0.026		Algorithm converged.	-0.067	0.014	0.60		Algorithm converged.	0.27	1.34	0.2102		1.67		Algorithm converged.	0.75	3.75
Nervous system disorders	Aphasia	Male	265	53.5	0	0.0	269	54.0	1	0.4		*	Quasi-complete separation of data points detected.				*	ERROR: The mean parameter is either invalid or at a limit of its range for some observations.			0.00		Algorithm converged.	0.00	NE	0.9999	NE	>999.99		Algorithm converged.	0.00	NE
Nervous system disorders	Aphasia	Female	230	46.5	0	0.0	229	46.0	0	0.0	NE			NE	NE	NE		NE	NE	NE	NE		NE	NE	NE	NE		NE		NE	NE	NE
Nervous system disorders	Carotid artery stenosis	Male	265	53.5	0	0.0	269	54.0	0	0.0	NE			NE	NE	NE		NE	NE	NE	NE		NE	NE	NE	NE	NE	NE		NE	NE	NE
Nervous system disorders	Carotid artery stenosis	Female	230	46.5	0	0.0	229	46.0	1	0.4		*	Quasi-complete separation of data points detected.				*	WARNING: Negative of Hessian not positive definite.			0.00		Algorithm converged.	0.00	NE	0.9999		>999.99		Algorithm converged.	0.00	NE
Nervous system disorders	Cerebellar ataxia	Male	265	53.5	1	0.4	269	54.0	0	0.0		*	Quasi-complete separation of data points detected.				*	WARNING: Negative of Hessian not positive definite.			NE		Algorithm converged.	NE	NE	NE	NE	NE		Algorithm converged.	NE	NE
Nervous system disorders	Cerebellar ataxia	Female	230	46.5	0	0.0	229	46.0	0	0.0	NE			NE	NE	NE		NE	NE	NE	NE		NE	NE	NE	NE		NE		NE	NE	NE
Nervous system disorders	Cerebral infarction	Male	265	53.5	0	0.0	269	54.0	1	0.4		*	Quasi-complete separation of data points detected.				*	ERROR: The mean parameter is either invalid or at a limit of its range for some observations.			0.00		Algorithm converged.	0.00	NE	0.9999	NE	>999.99		Algorithm converged.	0.00	NE
Nervous system disorders	Cerebral infarction	Female	230	46.5	0	0.0	229	46.0	0	0.0	NE			NE	NE	NE		NE	NE	NE	NE		NE	NE	NE	NE		NE		NE	NE	NE
Nervous system disorders	Cerebrovascular accident	Male	265	53.5	0	0.0	269	54.0	1	0.4		*	Quasi-complete separation of data points detected.				*	ERROR: The mean parameter is either invalid or at a limit of its range for some observations.			0.00		Algorithm converged.	0.00	NE	0.9999	1.0000	>999.99		Algorithm converged.	0.00	NE
Nervous system disorders	Cerebrovascular accident	Female	230	46.5	0	0.0	229	46.0	1	0.4		*	Quasi-complete separation of data points detected.				*	WARNING: Negative of Hessian not positive definite.			0.00		Algorithm converged.	0.00	NE	0.9999		>999.99		Algorithm converged.	0.00	NE
Nervous system disorders	Dizziness	Male	265	53.5	1	0.4	269	54.0	1	0.4	1.02		Convergence criterion (GCONV=1E-8) satisfied.	0.06	16.31	0.000		Algorithm converged.	-0.010	0.010	1.02		Algorithm converged.	0.06	16.14	0.9915	1.0000	0.99		Algorithm converged.	0.06	15.67
Nervous system disorders	Dizziness	Female	230	46.5	0	0.0	229	46.0	0	0.0	NE			NE	NE	NE		NE	NE	NE	NE		NE	NE	NE	NE		NE		NE	NE	NE
Nervous system disorders	Epilepsy	Male	265	53.5	0	0.0	269	54.0	0	0.0	NE			NE	NE	NE		NE	NE	NE	NE		NE	NE	NE	NE	NE	NE		NE	NE	NE
Nervous system disorders	Epilepsy	Female	230	46.5	0	0.0	229	46.0	1	0.4		*	Quasi-complete separation of data points detected.				*	WARNING: Negative of Hessian not positive definite.			0.00		Algorithm converged.	0.00	NE	0.9999		>999.99		Algorithm converged.	0.00	NE
Nervous system disorders	Headache	Male	265	53.5	1	0.4	269	54.0	1	0.4	1.02		Convergence criterion (GCONV=1E-8) satisfied.	0.06	16.31	0.000		Algorithm converged.	-0.010	0.010	1.02		Algorithm converged.	0.06	16.14	0.9915	0.1327	0.99		Algorithm converged.	0.06	15.67
Nervous system disorders	Headache	Female	230	46.5	0	0.0	229	46.0	3	1.3		*	Quasi-complete separation of data points detected.				*	WARNING: Negative of Hessian not positive definite.			0.00		Algorithm converged.	0.00	NE	0.9999		>999.99		Algorithm converged.	0.00	NE
Nervous system disorders	Hypoaesthesia	Male	265	53.5	0	0.0	269	54.0	0	0.0	NE			NE	NE	NE		NE	NE	NE	NE		NE	NE	NE	NE	NE	NE		NE	NE	NE
Nervous system disorders	Hypoaesthesia	Female	230	46.5	0	0.0	229	46.0	1	0.4		*	Quasi-complete separation of data points detected.				*	WARNING: Negative of Hessian not positive definite.			0.00		Algorithm converged.	0.00	NE	0.9999		>999.99		Algorithm converged.	0.00	NE
Nervous system disorders	Hypotonia	Male	265	53.5	0	0.0	269	54.0	0	0.0	NE			NE	NE	NE		NE	NE	NE	NE		NE	NE	NE	NE	NE	NE		NE	NE	NE
Nervous system disorders	Hypotonia	Female	230	46.5	0	0.0	229	46.0	1	0.4		*	Quasi-complete separation of data points detected.				*	WARNING: Negative of Hessian not positive definite.			0.00		Algorithm converged.	0.00	NE	0.9999		>999.99		Algorithm converged.	0.00	NE
Nervous system disorders	Nervous system disorder	Male	265	53.5	0	0.0	269	54.0	1	0.4		*	Quasi-complete separation of data points detected.				*	ERROR: The mean parameter is either invalid or at a limit of its range for some observations.			0.00		Algorithm converged.	0.00	NE	0.9999	NE	>999.99		Algorithm converged.	0.00	NE
Nervous system disorders	Nervous system disorder	Female	230	46.5	0	0.0	229	46.0	0	0.0	NE			NE	NE	NE		NE	NE	NE	NE		NE	NE	NE	NE		NE		NE	NE	NE
Nervous system disorders	Neuropathy peripheral	Male	265	53.5	1	0.4	269	54.0	1	0.4	1.02		Convergence criterion (GCONV=1E-8) satisfied.	0.06	16.31	0.000		Algorithm converged.	-0.010	0.010	1.02		Algorithm converged.	0.06	16.14	0.9915	0.7014	0.99		Algorithm converged.	0.06	15.67
Nervous system disorders	Neuropathy peripheral	Female	230	46.5	1	0.4	229	46.0	2	0.9	0.50		Convergence criterion (GCONV=1E-8) satisfied.	0.04	5.50	-0.004		Algorithm converged.	-0.019	0.010	0.50		Algorithm converged.	0.05	5.45	0.5679		2.01		Algorithm converged.	0.18	22.00
Nervous system disorders	Paralysis recurrent laryngeal nerve	Male	265	53.5	0	0.0	269	54.0	0	0.0	NE			NE	NE	NE		NE	NE	NE	NE		NE	NE	NE	NE	NE	NE		NE	NE	NE
Nervous system disorders	Paralysis recurrent laryngeal nerve	Female	230	46.5	1	0.4	229	46.0	0	0.0		*	Quasi-complete separation of data points detected.				*	WARNING: Negative of Hessian not positive definite.			NE		Algorithm converged.	NE	NE	NE		NE		Algorithm converged.	NE	NE
Nervous system disorders	Peripheral motor neuropathy	Male	265	53.5	2	0.8	269	54.0	0	0.0		*	Quasi-complete separation of data points detected.				*	WARNING: Negative of Hessian not positive definite.			NE		Algorithm converged.	NE	NE	NE	NE	NE		Algorithm converged.	NE	NE
Nervous system disorders	Peripheral motor neuropathy	Female	230	46.5	0	0.0	229	46.0	0	0.0	NE			NE	NE	NE		NE	NE	NE	NE		NE	NE	NE	NE		NE		NE	NE	NE
Nervous system disorders	Peripheral sensory neuropathy	Male	265	53.5	1	0.4	269	54.0	0	0.0		*	Quasi-complete separation of data points detected.				*	WARNING: Negative of Hessian not positive definite.			NE		Algorithm converged.	NE	NE	NE	1.0000	NE		Algorithm converged.	NE	NE
Nervous system disorders	Peripheral sensory neuropathy	Female	230	46.5	1	0.4	229	46.0	0	0.0		*	Quasi-complete separation of data points detected.				*	WARNING: Negative of Hessian not positive definite.			NE		Algorithm converged.	NE	NE	NE		NE		Algorithm converged.	NE	NE
Nervous system disorders	Peroneal nerve palsy	Male	265	53.5	1	0.4	269	54.0	0	0.0		*	Quasi-complete separation of data points detected.				*	WARNING: Negative of Hessian not positive definite.			NE		Algorithm converged.	NE	NE	NE	NE	NE		Algorithm converged.	NE	NE
Nervous system disorders	Peroneal nerve palsy	Female	230	46.5	0	0.0	229	46.0	0	0.0	NE			NE	NE	NE		NE	NE	NE	NE		NE	NE	NE	NE		NE		NE	NE	NE
Nervous system disorders	Polyneuropathy	Male	265	53.5	0	0.0	269	54.0	0	0.0	NE			NE	NE	NE		NE	NE	NE	NE		NE	NE	NE	NE	NE	NE		NE	NE	NE
Nervous system disorders	Polyneuropathy	Female	230	46.5	1	0.4	229	46.0	0	0.0		*	Quasi-complete separation of data points detected.				*	WARNING: Negative of Hessian not positive definite.			NE		Algorithm converged.	NE	NE	NE		NE		Algorithm converged.	NE	NE
Nervous system disorders	Presyncope	Male	265	53.5	0	0.0	269	54.0	0	0.0	NE			NE	NE	NE		NE	NE	NE	NE		NE	NE	NE	NE	1.0000	NE		NE	NE	NE
Nervous system disorders	Presyncope	Female	230	46.5	1	0.4	229	46.0	1	0.4	1.00		Convergence criterion (GCONV=1E-8) satisfied.	0.06	16.01	0.000		Algorithm converged.	-0.012	0.012	1.00		Algorithm converged.	0.06	15.82	0.9975		1.00		Algorithm converged.	0.06	15.96
Nervous system disorders	Spinal cord compression	Male	265	53.5	1	0.4	269	54.0	0	0.0		*	Quasi-complete separation of data points detected.				*	WARNING: Negative of Hessian not positive definite.			NE		Algorithm converged.	NE	NE	NE	NE	NE		Algorithm converged.	NE	NE
Nervous system disorders	Spinal cord compression	Female	230	46.5	0	0.0	229	46.0	0	0.0	NE			NE	NE	NE		NE	NE	NE	NE		NE	NE	NE	NE		NE		NE	NE	NE
Nervous system disorders	Syncope	Male	265	53.5	4	1.5	269	54.0	3	1.1	1.36		Convergence criterion (GCONV=1E-8) satisfied.	0.30	6.13	0.004		Algorithm converged.	-0.015	0.023	1.35		Algorithm converged.	0.31	5.99	0.6900	0.4693	0.74		Algorithm converged.	0.17	3.27
Nervous system disorders	Syncope	Female	230	46.5	4	1.7	229	46.0	6	2.6	0.66		Convergence criterion (GCONV=1E-8) satisfied.	0.18	2.36	-0.009		Algorithm converged.	-0.036	0.018	0.66		Algorithm converged.	0.19	2.32	0.5211		1.51		Algorithm converged.	0.43	5.27
Psychiatric disorders		Male	265	53.5	3	1.1	269	54.0	2	0.7	1.53		Convergence criterion (GCONV=1E-8) satisfied.	0.25	9.22	0.004		Algorithm converged.	-0.012	0.020	1.52		Algorithm converged.	0.26	9.04	0.6436	0.0953	0.66		Algorithm converged.	0.11	3.90
Psychiatric disorders		Female	230	46.5	4	1.7	229	46.0	0	0.0		*	Quasi-complete separation of data points detected.				*	ERROR: The mean parameter is either invalid or at a limit of its range for some observations.			NE		Algorithm converged.	NE	NE	NE		NE		Algorithm converged.	NE	NE
Psychiatric disorders	Agitation	Male	265	53.5	1	0.4	269	54.0	0	0.0		*	Quasi-complete separation of data points detected.				*	WARNING: Negative of Hessian not positive definite.			NE		Algorithm converged.	NE	NE	NE	NE	NE		Algorithm converged.	NE	NE
Psychiatric disorders	Agitation	Female	230	46.5	0	0.0	229	46.0	0	0.0	NE			NE	NE	NE		NE	NE	NE	NE		NE	NE	NE	NE		NE		NE	NE	NE

Psychiatric disorders	Confusional state	Male	265	53.5	1	0.4	269	54.0	1	0.4	1.02		Convergence criterion (GCONV=1E-8) satisfied.	0.06	16.31	0.000		Algorithm converged.	-0.010	0.010	1.02		Algorithm converged.	0.06	16.14	0.9915	0.3089	0.99		Algorithm converged.	0.06	15.67
Psychiatric disorders	Confusional state	Female	230	46.5	1	0.4	229	46.0	0	0.0		*	Quasi-complete separation of data points detected.				*	WARNING: Negative of Hessian not positive definite.			NE		Algorithm converged.	NE	NE	NE		NE		Algorithm converged.	NE	NE
Psychiatric disorders	Depression	Male	265	53.5	1	0.4	269	54.0	0	0.0		*	Quasi-complete separation of data points detected.				*	WARNING: Negative of Hessian not positive definite.			NE		Algorithm converged.	NE	NE	NE	NE	NE		Algorithm converged.	NE	NE
Psychiatric disorders	Depression	Female	230	46.5	0	0.0	229	46.0	0	0.0	NE			NE	NE	NE		NE	NE	NE	NE		NE	NE	NE	NE		NE		NE	NE	NE
Psychiatric disorders	Disorientation	Male	265	53.5	1	0.4	269	54.0	0	0.0		*	Quasi-complete separation of data points detected.				*	WARNING: Negative of Hessian not positive definite.			NE		Algorithm converged.	NE	NE	NE	NE	NE		Algorithm converged.	NE	NE
Psychiatric disorders	Disorientation	Female	230	46.5	0	0.0	229	46.0	0	0.0	NE			NE	NE	NE		NE	NE	NE	NE		NE	NE	NE	NE		NE		NE	NE	NE
Psychiatric disorders	Insomnia	Male	265	53.5	0	0.0	269	54.0	1	0.4		*	Quasi-complete separation of data points detected.				*	ERROR: The mean parameter is either invalid or at a limit of its range for some observations.			0.00		Algorithm converged.	0.00	NE	0.9999	0.0968	>999.99		Algorithm converged.	0.00	NE
Psychiatric disorders	Insomnia	Female	230	46.5	1	0.4	229	46.0	0	0.0		*	Quasi-complete separation of data points detected.				*	WARNING: Negative of Hessian not positive definite.			NE		Algorithm converged.	NE	NE	NE		NE		Algorithm converged.	NE	NE
Psychiatric disorders	Mental status changes	Male	265	53.5	0	0.0	269	54.0	0	0.0	NE			NE	NE	NE		NE	NE	NE	NE		NE	NE	NE	NE	NE	NE		NE	NE	NE
Psychiatric disorders	Mental status changes	Female	230	46.5	1	0.4	229	46.0	0	0.0		*	Quasi-complete separation of data points detected.				*	WARNING: Negative of Hessian not positive definite.			NE		Algorithm converged.	NE	NE	NE		NE		Algorithm converged.	NE	NE
Psychiatric disorders	Personality change	Male	265	53.5	0	0.0	269	54.0	0	0.0	NE			NE	NE	NE		NE	NE	NE	NE		NE	NE	NE	NE	NE	NE		NE	NE	NE
Psychiatric disorders	Personality change	Female	230	46.5	1	0.4	229	46.0	0	0.0		*	Quasi-complete separation of data points detected.				*	WARNING: Negative of Hessian not positive definite.			NE		Algorithm converged.	NE	NE	NE		NE		Algorithm converged.	NE	NE
Renal and urinary disorders		Male	265	53.5	2	0.8	269	54.0	3	1.1	0.67		Convergence criterion (GCONV=1E-8) satisfied.	0.11	4.07	-0.004		Algorithm converged.	-0.020	0.013	0.68		Algorithm converged.	0.11	4.02	0.6674	0.2907	1.48		Algorithm converged.	0.25	8.77
Renal and urinary disorders		Female	230	46.5	3	1.3	229	46.0	1	0.4	3.01		Convergence criterion (GCONV=1E-8) satisfied.	0.31	29.18	0.009		Algorithm converged.	-0.008	0.026	2.99		Algorithm converged.	0.31	28.50	0.3417		0.33		Algorithm converged.	0.04	3.19
Renal and urinary disorders	Acute kidney injury	Male	265	53.5	1	0.4	269	54.0	2	0.7	0.51		Convergence criterion (GCONV=1E-8) satisfied.	0.05	5.61	-0.004		Algorithm converged.	-0.016	0.009	0.51		Algorithm converged.	0.05	5.56	0.5788	0.0514	1.97		Algorithm converged.	0.18	21.60
Renal and urinary disorders	Acute kidney injury	Female	230	46.5	3	1.3	229	46.0	0	0.0		*	Quasi-complete separation of data points detected.				*	WARNING: Negative of Hessian not positive definite.			NE		Algorithm converged.	NE	NE	NE		NE		Algorithm converged.	NE	NE
Renal and urinary disorders	Cystitis noninfective	Male	265	53.5	0	0.0	269	54.0	1	0.4		*	Quasi-complete separation of data points detected.				*	ERROR: The mean parameter is either invalid or at a limit of its range for some observations.			0.00		Algorithm converged.	0.00	NE	0.9999	NE	>999.99		Algorithm converged.	0.00	NE
Renal and urinary disorders	Cystitis noninfective	Female	230	46.5	0	0.0	229	46.0	0	0.0	NE			NE	NE	NE		NE	NE	NE	NE		NE	NE	NE	NE		NE		NE	NE	NE
Renal and urinary disorders	Renal failure	Male	265	53.5	1	0.4	269	54.0	0	0.0		*	Quasi-complete separation of data points detected.				*	WARNING: Negative of Hessian not positive definite.			NE		Algorithm converged.	NE	NE	NE	0.0945	NE		Algorithm converged.	NE	NE
Renal and urinary disorders	Renal failure	Female	230	46.5	0	0.0	229	46.0	1	0.4		*	Quasi-complete separation of data points detected.				*	WARNING: Negative of Hessian not positive definite.			0.00		Algorithm converged.	0.00	NE	0.9999		>999.99		Algorithm converged.	0.00	NE
Renal and urinary disorders	Urinary retention	Male	265	53.5	1	0.4	269	54.0	0	0.0		*	Quasi-complete separation of data points detected.				*	WARNING: Negative of Hessian not positive definite.			NE		Algorithm converged.	NE	NE	NE	NE	NE		Algorithm converged.	NE	NE
Renal and urinary disorders	Urinary retention	Female	230	46.5	0	0.0	229	46.0	0	0.0	NE			NE	NE	NE		NE	NE	NE	NE		NE	NE	NE	NE		NE		NE	NE	NE
Reproductive system and breast disorders		Male	265	53.5	0	0.0	269	54.0	0	0.0	NE			NE	NE	NE		NE	NE	NE	NE		NE	NE	NE	NE	NE	NE		NE	NE	NE
Reproductive system and breast disorders		Female	230	46.5	2	0.9	229	46.0	0	0.0		*	Quasi-complete separation of data points detected.				*	WARNING: Negative of Hessian not positive definite.			NE		Algorithm converged.	NE	NE	NE		NE		Algorithm converged.	NE	NE
Reproductive system and breast disorders	Female genital tract fistula	Male	265	53.5	0	0.0	269	54.0	0	0.0	NE			NE	NE	NE		NE	NE	NE	NE		NE	NE	NE	NE	NE	NE		NE	NE	NE
Reproductive system and breast disorders	Female genital tract fistula	Female	230	46.5	1	0.4	229	46.0	0	0.0		*	Quasi-complete separation of data points detected.				*	WARNING: Negative of Hessian not positive definite.			NE		Algorithm converged.	NE	NE	NE		NE		Algorithm converged.	NE	NE
Reproductive system and breast disorders	Uterine pain	Male	265	53.5	0	0.0	269	54.0	0	0.0	NE			NE	NE	NE		NE	NE	NE	NE		NE	NE	NE	NE	NE	NE		NE	NE	NE
Reproductive system and breast disorders	Uterine pain	Female	230	46.5	1	0.4	229	46.0	0	0.0		*	Quasi-complete separation of data points detected.				*	WARNING: Negative of Hessian not positive definite.			NE		Algorithm converged.	NE	NE	NE		NE		Algorithm converged.	NE	NE
Respiratory, thoracic and mediastinal disorders		Male	265	53.5	9	3.4	269	54.0	9	3.3	1.02		Convergence criterion (GCONV=1E-8) satisfied.	0.40	2.60	0.001		Algorithm converged.	-0.030	0.031	1.02		Algorithm converged.	0.41	2.52	0.9742	0.7032	0.99		Algorithm converged.	0.40	2.44
Respiratory, thoracic and mediastinal disorders		Female	230	46.5	8	3.5	229	46.0	6	2.6	1.34		Convergence criterion (GCONV=1E-8) satisfied.	0.46	3.92	0.009		Algorithm converged.	-0.023	0.040	1.33		Algorithm converged.	0.47	3.77	0.5943		0.75		Algorithm converged.	0.27	2.14
Respiratory, thoracic and mediastinal disorders	Acute respiratory distress syndrome	Male	265	53.5	0	0.0	269	54.0	1	0.4		*	Quasi-complete separation of data points detected.				*	ERROR: The mean parameter is either invalid or at a limit of its range for some observations.			0.00		Algorithm converged.	0.00	NE	0.9999	NE	>999.99		Algorithm converged.	0.00	NE
Respiratory, thoracic and mediastinal disorders	Acute respiratory distress syndrome	Female	230	46.5	0	0.0	229	46.0	0	0.0	NE			NE	NE	NE		NE	NE	NE	NE		NE	NE	NE	NE		NE		NE	NE	NE
Respiratory, thoracic and mediastinal disorders	Acute respiratory failure	Male	265	53.5	0	0.0	269	54.0	1	0.4		*	Quasi-complete separation of data points detected.				*	ERROR: The mean parameter is either invalid or at a limit of its range for some observations.			0.00		Algorithm converged.	0.00	NE	0.9999	NE	>999.99		Algorithm converged.	0.00	NE
Respiratory, thoracic and mediastinal disorders	Acute respiratory failure	Female	230	46.5	0	0.0	229	46.0	0	0.0	NE			NE	NE	NE		NE	NE	NE	NE		NE	NE	NE	NE		NE		NE	NE	NE
Respiratory, thoracic and mediastinal disorders	Chronic obstructive pulmonary disease	Male	265	53.5	0	0.0	269	54.0	1	0.4		*	Quasi-complete separation of data points detected.				*	ERROR: The mean parameter is either invalid or at a limit of its range for some observations.			0.00		Algorithm converged.	0.00	NE	0.9999	NE	>999.99		Algorithm converged.	0.00	NE
Respiratory, thoracic and mediastinal disorders	Chronic obstructive pulmonary disease	Female	230	46.5	0	0.0	229	46.0	0	0.0	NE			NE	NE	NE		NE	NE	NE	NE		NE	NE	NE	NE		NE		NE	NE	NE
Respiratory, thoracic and mediastinal disorders	Dyspnoea	Male	265	53.5	3	1.1	269	54.0	2	0.7	1.53		Convergence criterion (GCONV=1E-8) satisfied.	0.25	9.22	0.004		Algorithm converged.	-0.012	0.020	1.52		Algorithm converged.	0.26	9.04	0.6436	0.4523	0.66		Algorithm converged.	0.11	3.90
Respiratory, thoracic and mediastinal disorders	Dyspnoea	Female	230	46.5	1	0.4	229	46.0	2	0.9	0.50		Convergence criterion (GCONV=1E-8) satisfied.	0.04	5.50	-0.004		Algorithm converged.	-0.019	0.010	0.50		Algorithm converged.	0.05	5.45	0.5679		2.01		Algorithm converged.	0.18	22.00
Respiratory, thoracic and mediastinal disorders	Hypoxia	Male	265	53.5	3	1.1	269	54.0	1	0.4	3.07		Convergence criterion (GCONV=1E-8) satisfied.	0.32	29.68	0.008		Algorithm converged.	-0.007	0.022	3.05		Algorithm converged.	0.32	29.09	0.3335	0.3436	0.33		Algorithm converged.	0.03	3.14
Respiratory, thoracic and mediastinal disorders	Hypoxia	Female	230	46.5	2	0.9	229	46.0	0	0.0		*	Quasi-complete separation of data points detected.				*	WARNING: Negative of Hessian not positive definite.			NE		Algorithm converged.	NE	NE	NE		NE		Algorithm converged.	NE	NE
Respiratory, thoracic and mediastinal disorders	Lung disorder	Male	265	53.5	0	0.0	269	54.0	0	0.0	NE			NE	NE	NE		NE	NE	NE	NE		NE	NE	NE	NE	NE	NE		NE	NE	NE
Respiratory, thoracic and mediastinal disorders	Lung disorder	Female	230	46.5	1	0.4	229	46.0	0	0.0		*	Quasi-complete separation of data points detected.				*	WARNING: Negative of Hessian not positive definite.			NE		Algorithm converged.	NE	NE	NE		NE		Algorithm converged.	NE	NE
Respiratory, thoracic and mediastinal disorders	Oropharyngeal pain	Male	265	53.5	1	0.4	269	54.0	1	0.4	1.02		Convergence criterion (GCONV=1E-8) satisfied.	0.06	16.31	0.000		Algorithm converged.	-0.010	0.010	1.02		Algorithm converged.	0.06	16.14	0.9915	1.0000	0.99		Algorithm converged.	0.06	15.67
Respiratory, thoracic and mediastinal disorders	Oropharyngeal pain	Female	230	46.5	0	0.0	229	46.0	0	0.0	NE			NE	NE	NE		NE	NE	NE	NE		NE	NE	NE	NE		NE		NE	NE	NE
Respiratory, thoracic and mediastinal disorders	Pleural effusion	Male	265	53.5	0	0.0	269	54.0	0	0.0	NE			NE	NE	NE		NE	NE	NE	NE		NE	NE	NE	NE	NE	NE		NE	NE	NE
Respiratory, thoracic and mediastinal disorders	Pleural effusion	Female	230	46.5	0	0.0	229	46.0	1	0.4		*	Quasi-complete separation of data points detected.				*	WARNING: Negative of Hessian not positive definite.			0.00		Algorithm converged.	0.00	NE	0.9999		>999.99		Algorithm converged.	0.00	NE
Respiratory, thoracic and mediastinal disorders	Pneumonitis	Male	265	53.5	1	0.4	269	54.0	1	0.4	1.02		Convergence criterion (GCONV=1E-8) satisfied.	0.06	16.31	0.000		Algorithm converged.	-0.010	0.010	1.02		Algorithm converged.	0.06	16.14	0.9915	0.3029	0.99		Algorithm converged.	0.06	15.67
Respiratory, thoracic and mediastinal disorders	Pneumonitis	Female	230	46.5	0	0.0	229	46.0	1	0.4		*	Quasi-complete separation of data points detected.				*	WARNING: Negative of Hessian not positive definite.			0.00		Algorithm converged.	0.00	NE	0.9999		>999.99		Algorithm converged.	0.00	NE
Respiratory, thoracic and mediastinal disorders	Pulmonary embolism	Male	265	53.5	1	0.4	269	54.0	1	0.4	1.02		Convergence criterion (GCONV=1E-8) satisfied.	0.06	16.31	0.000		Algorithm converged.	-0.010	0.010	1.02		Algorithm converged.	0.06	16.14	0.9915	0.7170	0.99		Algorithm converged.	0.06	15.67
Respiratory, thoracic and mediastinal disorders	Pulmonary embolism	Female	230	46.5	2	0.9	229	46.0	1	0.4	2.00		Convergence criterion (GCONV=1E-8) satisfied.	0.18	22.21	0.004		Algorithm converged.	-0.010	0.019	1.99		Algorithm converged.	0.18	21.81	0.5727		0.50		Algorithm converged.	0.05	5.50
Respiratory, thoracic and mediastinal disorders	Pulmonary oedema	Male	265	53.5	0	0.0	269	54.0	0	0.0	NE			NE	NE	NE		NE	NE	NE	NE		NE	NE	NE	NE	NE	NE		NE	NE	NE
Respiratory, thoracic and mediastinal disorders	Pulmonary oedema	Female	230	46.5	1	0.4	229	46.0	0	0.0		*	Quasi-complete separation of data points detected.				*	WARNING: Negative of Hessian not positive definite.			NE		Algorithm converged.	NE	NE	NE		NE		Algorithm converged.	NE	NE
Respiratory, thoracic and mediastinal disorders	Respiratory failure	Male	265	53.5	0	0.0	269	54.0	1	0.4		*	Quasi-complete separation of data points detected.				*	ERROR: The mean parameter is either invalid or at a limit of its range for some observations.			0.00		Algorithm converged.	0.00	NE	0.9999	0.0512	>999.99		Algorithm converged.	0.00	NE
Respiratory, thoracic and mediastinal disorders	Respiratory failure	Female	230	46.5	2	0.9	229	46.0	0	0.0		*	Quasi-complete separation of data points detected.				*	WARNING: Negative of Hessian not positive definite.			NE		Algorithm converged.	NE	NE	NE		NE		Algorithm converged.	NE	NE
Respiratory, thoracic and mediastinal disorders	Tachypnoea	Male	265	53.5	0	0.0	269	54.0	0	0.0	NE			NE	NE	NE		NE	NE	NE	NE		NE	NE	NE	NE	NE	NE		NE	NE	NE
Respiratory, thoracic and mediastinal disorders	Tachypnoea	Female	230	46.5	0	0.0	229	46.0	1	0.4		*	Quasi-complete separation of data points detected.				*	WARNING: Negative of Hessian not positive definite.			0.00		Algorithm converged.	0.00	NE	0.9999		>999.99		Algorithm converged.	0.00	NE
Skin and subcutaneous tissue disorders		Male	265	53.5	5	1.9	269	54.0	1	0.4	5.15		Convergence criterion (GCONV=1E-8) satisfied.	0.60	44.41	0.015		Algorithm converged.	-0.003	0.033	5.08		Algorithm converged.	0.60	43.15	0.1369	0.0274	0.20		Algorithm converged.	0.02	1.68
Skin and subcutaneous tissue disorders		Female	230	46.5	1	0.4	229	46.0	4	1.7	0.25		Convergence criterion (GCONV=1E-8) satisfied.	0.03	2.21	-0.013		Algorithm converged.	-0.032	0.006	0.25		Algorithm converged.	0.03	2.21	0.2120		4.02		Algorithm converged.	0.45	35.67
Skin and subcutaneous tissue disorders	Alopecia	Male	265	53.5	0	0.0	269	54.0	0	0.0	NE			NE	NE	NE		NE	NE	NE	NE		NE	NE	NE	NE	NE	NE		NE	NE	NE
Skin and subcutaneous tissue disorders	Alopecia	Female	230	46.5	0	0.0	229	46.0	1	0.4		*	Quasi-complete separation of data points detected.				*	WARNING: Negative of Hessian not positive definite.			0.00		Algorithm converged.	0.00	NE	0.9999		>999.99		Algorithm converged.	0.00	NE
Skin and subcutaneous tissue disorders	Bullous haemorrhagic dermatosis	Male	265	53.5	1	0.4	269	54.0	0	0.0		*	Quasi-complete separation of data points detected.				*	WARNING: Negative of Hessian not positive definite.			NE		Algorithm converged.	NE	NE	NE	NE	NE		Algorithm converged.	NE	NE
Skin and subcutaneous tissue disorders	Bullous haemorrhagic dermatosis	Female	230	46.5	0	0.0	229	46.0	0	0.0	NE			NE	NE	NE		NE	NE	NE	NE		NE	NE	NE	NE		NE		NE	NE	NE
Skin and subcutaneous tissue disorders	Hyperhidrosis	Male	265	53.5	0	0.0	269	54.0	0	0.0	NE			NE	NE	NE		NE	NE	NE	NE		NE	NE	NE	NE	NE	NE		NE	NE	NE
Skin and subcutaneous tissue disorders	Hyperhidrosis	Female	230	46.5	0	0.0	229	46.0	1	0.4		*	Quasi-complete separation of data points detected.				*	WARNING: Negative of Hessian not positive definite.			0.00		Algorithm converged.	0.00	NE	0.9999		>999.99		Algorithm converged.	0.00	NE
Skin and subcutaneous tissue disorders	Nail discolouration	Male	265	53.5	0	0.0	269	54.0	0	0.0	NE			NE	NE	NE		NE	NE	NE	NE		NE	NE	NE	NE	NE	NE		NE	NE	NE
Skin and subcutaneous tissue disorders	Nail discolouration	Female	230	46.5	0	0.0	229	46.0	1	0.4		*	Quasi-complete separation of data points detected.				*	WARNING: Negative of Hessian not positive definite.			0.00		Algorithm converged.	0.00	NE	0.9999		>999.99		Algorithm converged.	0.00	NE
Skin and subcutaneous tissue disorders	Pruritus	Male	265	53.5	0	0.0	269	54.0	0	0.0	NE			NE	NE	NE		NE	NE	NE	NE		NE	NE	NE	NE	NE	NE		NE	NE	NE
Skin and subcutaneous tissue disorders	Pruritus	Female	230	46.5	0	0.0	229	46.0	1	0.4		*	Quasi-complete separation of data points detected.				*	WARNING: Negative of Hessian not positive definite.			0.00		Algorithm converged.	0.00	NE	0.9999		>999.99		Algorithm converged.	0.00	NE
Skin and subcutaneous tissue disorders	Psoriasis	Male	265	53.5	1	0.4	269	54.0	0	0.0		*	Quasi-complete separation of data points detected.				*	WARNING: Negative of Hessian not positive definite.			NE		Algorithm converged.	NE	NE	NE	NE	NE		Algorithm converged.	NE	NE
Skin and subcutaneous tissue disorders	Psoriasis	Female	230	46.5	0	0.0	229	46.0	0	0.0	NE			NE	NE	NE		NE	NE	NE	NE		NE	NE	NE	NE		NE		NE	NE	NE
Skin and subcutaneous tissue disorders	Rash	Male	265	53.5	1	0.4	269	54.0	1	0.4	1.02		Convergence criterion (GCONV=1E-8) satisfied.	0.06	16.31	0.000		Algorithm converged.	-0.010	0.010	1.02		Algorithm converged.	0.06	16.14	0.9915	0.3089	0.99		Algorithm converged.	0.06	15.67
Skin and subcutaneous tissue disorders	Rash	Female	230	46.5	1	0.4	229	46.0	0	0.0		*	Quasi-complete separation of data points detected.				*	WARNING: Negative of Hessian not positive definite.			NE		Algorithm converged.	NE	NE	NE		NE		Algorithm converged.	NE	NE
Skin and subcutaneous tissue disorders	Rash maculo-papular	Male	265	53.5	1	0.4	269	54.0	0	0.0		*	Quasi-complete separation of data points detected.				*	WARNING: Negative of Hessian not positive definite.			NE		Algorithm converged.	NE	NE	NE	NE	NE		Algorithm converged.	NE	NE
Skin and subcutaneous tissue disorders	Rash maculo-papular	Female	230	46.5	0	0.0	229	46.0	0	0.0	NE			NE	NE	NE		NE	NE	NE	NE		NE	NE	NE	NE		NE		NE	NE	NE
Skin and subcutaneous tissue disorders	Urticaria	Male	265	53.5	1	0.4	269	54.0	0	0.0		*	Quasi-complete separation of data points detected.				*	WARNING: Negative of Hessian not positive definite.			NE		Algorithm converged.	NE	NE	NE	0.0945	NE		Algorithm converged.	NE	NE
Skin and subcutaneous tissue disorders	Urticaria	Female	230	46.5	0	0.0	229	46.0	1	0.4		*	Quasi-complete separation of data points detected.				*	WARNING: Negative of Hessian not positive definite.			0.00		Algorithm converged.	0.00	NE	0.9999		>999.99		Algorithm converged.	0.00	NE
Vascular disorders		Male	265	53.5	10	3.8	269	54.0	8	3.0	1.28		Convergence criterion (GCONV=1E-8) satisfied.	0.50	3.29	0.008		Algorithm converged.	-0.023	0.039	1.27		Algorithm converged.	0.51	3.17	0.6096	0.2084	0.79		Algorithm converged.	0.32	1.97
Vascular disorders		Female	230	46.5	6	2.6	229	46.0	11	4.8	0.53		Convergence criterion (GCONV=1E-8) satisfied.	0.19	1.46	-0.022		Algorithm converged.	-0.056	0.013	0.54		Algorithm converged.	0.20	1.44	0.2210		1.84		Algorithm converged.	0.69	4.90
Vascular disorders	Deep vein thrombosis	Male	265	53.5	1	0.4	269	54.0	0	0.0		*	Quasi-complete separation of data points detected.				*	WARNING: Negative of Hessian not positive definite.			NE		Algorithm converged.	NE	NE	NE	0.0945	NE		Algorithm converged.	NE	NE
Vascular disorders	Deep vein thrombosis	Female	230	46.5	0	0.0	229	46.0	1	0.4		*	Quasi-complete separation of data points detected.				*	WARNING: Negative of Hessian not positive definite.			0.00		Algorithm converged.	0.00	NE	0.9999		>999.99		Algorithm converged.	0.00	NE
Vascular disorders	Embolism	Male	265	53.5	0	0.0	269	54.0	0	0.0	NE			NE	NE	NE		NE	NE	NE	NE		NE	NE	NE	NE	1.0000	NE		NE	NE	NE
Vascular disorders	Embolism	Female	230	46.5	1	0.4	229	46.0	1	0.4	1.00		Convergence criterion (GCONV=1E-8) satisfied.	0.06	16.01	0.000		Algorithm converged.	-0.012	0.012	1.00		Algorithm converged.	0.06	15.82	0.9975		1.00		Algorithm converged.	0.06	15.96
Vascular disorders	Hypertension	Male	265	53.5	7	2.6	269	54.0	5	1.9	1.43		Convergence criterion (GCONV=1E-8) satisfied.	0.45	4.57	0.008		Algorithm converged.	-0.017	0.033	1.42		Algorithm converged.	0.46	4.42	0.5439	0.0573	0.70		Algorithm converged.	0.23	2.19
Vascular disorders	Hypertension	Female	230	46.5	2	0.9	229	46.0	8	3.5	0.24		Convergence criterion (GCONV=1E-8) satisfied.	0.05	1.15	-0.026		Algorithm converged.	-0.053	0.000	0.25		Algorithm converged.	0.05	1.16	0.0765		4.02		Algorithm converged.	0.86	18.71
Vascular disorders	Hypotension	Male	265	53.5	1	0.4	269	54.0	3	1.1	0.34		Convergence criterion (GCONV=1E-8) satisfied.	0.03	3.25	-0.007		Algorithm converged.	-0.022	0.007	0.34		Algorithm converged.	0.04	3.23	0.3467	1.0000	2.96		Algorithm converged.	0.31	28.23
Vascular disorders	Hypotension	Female	230	46.5	0	0.0	229	46.0	0	0.0	NE			NE	NE	NE		NE	NE	NE	NE		NE	NE	NE	NE		NE		NE	NE	NE
Vascular disorders	Pallor	Male	265	53.5	0	0.0	269	54.0	0	0.0	NE			NE	NE	NE		NE	NE	NE	NE		NE	NE	NE	NE	NE	NE		NE	NE	NE
Vascular disorders	Pallor	Female	230	46.5	0	0.0	229	46.0	1	0.4		*	Quasi-complete separation of data points detected.				*	WARNING: Negative of Hessian not positive definite.			0.00		Algorithm converged.	0.00	NE	0.9999		>999.99		Algorithm converged.	0.00	NE
Vascular disorders	Peripheral coldness	Male	265	53.5	0	0.0	269	54.0	0	0.0	NE			NE	NE	NE		NE	NE	NE	NE		NE	NE	NE	NE	NE	NE		NE	NE	NE
Vascular disorders	Peripheral coldness	Female	230	46.5	0	0.0	229	46.0	1	0.4		*	Quasi-complete separation of data points detected.				*	WARNING: Negative of Hessian not positive definite.			0.00		Algorithm converged.	0.00	NE	0.9999		>999.99		Algorithm converged.	0.00	NE
Vascular disorders	Peripheral embolism	Male	265	53.5	0	0.0	269	54.0	0	0.0	NE			NE	NE	NE		NE	NE	NE	NE		NE	NE	NE	NE	NE	NE		NE	NE	NE
Vascular disorders	Peripheral embolism	Female	230	46.5	1	0.4	229	46.0	0	0.0		*	Quasi-complete separation of data points detected.				*	WARNING: Negative of Hessian not positive definite.			NE		Algorithm converged.	NE	NE	NE		NE		Algorithm converged.	NE	NE
Vascular disorders	Peripheral ischaemia	Male	265	53.5	0	0.0	269	54.0	1	0.4		*	Quasi-complete separation of data points detected.				*	ERROR: The mean parameter is either invalid or at a limit of its range for some observations.			0.00		Algorithm converged.	0.00	NE	0.9999	NE	>999.99		Algorithm converged.	0.00	NE
Vascular disorders	Peripheral ischaemia	Female	230	46.5	0	0.0	229	46.0	0	0.0	NE			NE	NE	NE		NE	NE	NE	NE		NE	NE	NE	NE		NE		NE	NE	NE
Vascular disorders	Systolic hypertension	Male	265	53.5	0	0.0	269	54.0	0	0.0	NE			NE	NE	NE		NE	NE	NE	NE		NE	NE	NE	NE	NE	NE		NE	NE	NE
Vascular disorders	Systolic hypertension	Female	230	46.5	1	0.4	229	46.0	0	0.0		*	Quasi-complete separation of data points detected.				*	WARNING: Negative of Hessian not positive definite.			NE		Algorithm converged.	NE	NE	NE		NE		Algorithm converged.	NE	NE
Vascular disorders	Thrombosis	Male	265	53.5	1	0.4	269	54.0	0	0.0		*	Quasi-complete separation of data points detected.				*	WARNING: Negative of Hessian not positive definite.			NE		Algorithm converged.	NE	NE	NE	NE	NE		Algorithm converged.	NE	NE
Vascular disorders	Thrombosis	Female	230	46.5	0	0.0	229	46.0	0	0.0	NE			NE	NE	NE		NE	NE	NE	NE		NE	NE	NE	NE		NE		NE	NE	NE
Vascular disorders	Venous thrombosis	Male	265	53.5	0	0.0	269	54.0	0	0.0	NE			NE	NE	NE		NE	NE	NE	NE		NE	NE	NE	NE	NE	NE		NE	NE	NE
Vascular disorders	Venous thrombosis	Female	230	46.5	1	0.4	229	46.0	0	0.0		*	Quasi-complete separation of data points detected.				*	WARNING: Negative of Hessian not positive definite.			NE		Algorithm converged.	NE	NE	NE		NE		Algorithm converged.	NE	NE

Includes treatment-emergent AEs during AE reporting period only, which is defined as new or worsening AE from the first dose of any study drug through 90 days after the last dose of any study drug or prior to NALT, whichever is earlier.
Only AEs of highest severity are counted.
Test for interaction based on RR (Log-binomial regression)
* indicates convergence problem. Result is uninterpretable.
Clinical cut-off: 15JUN2022

Program: root/clinical_studies/RO5541077/CDPT7884/GO39942/data_analysis/ACE_FINAL_OS/prod/program/t_ae_raw_soc.sas
Output: root/clinical_studies/RO5541077/CDPT7884/GO39942/data_analysis/ACE_FINAL_OS/prod/output/t_ae_raw_soc_sg2_WGR35AE_SE_POOLED_15JUN2022_39942.xls
08FEB2023 18:05

POPULATION: Global and China Extension Population, Safety-Evaluable Population
ENDPOINT: AEs Grade 3
MODEL: Unstratified analysis
STUDY: GO39942
Dichotomous Analysis by Subgroups (Safety)

All

			Polatuzumab Vedotin + R-CHP (N=495)				R-CHOP (N=498)				Polatuzumab Vedotin + R-CHP vs. R-CHOP																	R-CHOP vs. Polatuzumab Vedotin + R-CHP				
			Patients		Patients with Event		Patients		Patients with Event		Odds Ratio					Absolute Risk Difference					Relative Risk							Relative Risk				
MedDRA System Organ Class	MedDRA Preferred Term	Level	n	%	n	%	n	%	n	%	Odds Ratio		Convergence Reason	95% Lower CL	95% Upper CL	Absolute Risk		Convergence Reason	95% Lower CL	95% Upper CL	Relative Risk		Convergence Reason	95% Lower CL	95% Upper CL	p-value (Wald)	Interaction Test p-value (likelihood ratio)	Relative Risk		Convergence Reason	95% Lower CL	95% Upper CL
Blood and lymphatic system disorders		n/a	495	100.0	89	18.0	498	100.0	79	15.9	1.16		Convergence criterion (GCONV=1E-8) satisfied.	0.83	1.62	0.021		Algorithm converged.	-0.025	0.068	1.13		Algorithm converged.	0.86	1.49	0.3743	NE	0.88		Algorithm converged.	0.67	1.16
Blood and lymphatic system disorders	Anaemia	n/a	495	100.0	53	10.7	498	100.0	47	9.4	1.15		Convergence criterion (GCONV=1E-8) satisfied.	0.76	1.74	0.013		Algorithm converged.	-0.025	0.050	1.13		Algorithm converged.	0.78	1.65	0.5067	NE	0.88		Algorithm converged.	0.61	1.28
Blood and lymphatic system disorders	Febrile bone marrow aplasia	n/a	495	100.0	1	0.2	498	100.0	1	0.2	1.01		Convergence criterion (GCONV=1E-8) satisfied.	0.06	16.13	0.000		Algorithm converged.	-0.006	0.006	1.01		Algorithm converged.	0.06	16.04	0.9966	NE	0.99		Algorithm converged.	0.06	15.85
Blood and lymphatic system disorders	Febrile neutropenia	n/a	495	100.0	46	9.3	498	100.0	27	5.4	1.79		Convergence criterion (GCONV=1E-8) satisfied.	1.09	2.92	0.039		Algorithm converged.	0.006	0.071	1.71		Algorithm converged.	1.08	2.71	0.0213	NE	0.58		Algorithm converged.	0.37	0.92
Blood and lymphatic system disorders	Hypofibrinogenaemia	n/a	495	100.0	0	0.0	498	100.0	1	0.2		*	Quasi-complete separation of data points detected.				*	WARNING: Negative of Hessian not positive definite.			0.00		Algorithm converged.	0.00	NE	0.9999	NE	>999.99		Algorithm converged.	0.00	NE
Blood and lymphatic system disorders	Leukopenia	n/a	495	100.0	11	2.2	498	100.0	20	4.0	0.54		Convergence criterion (GCONV=1E-8) satisfied.	0.26	1.15	-0.018		Algorithm converged.	-0.040	0.004	0.55		Algorithm converged.	0.27	1.14	0.1097	NE	1.81		Algorithm converged.	0.88	3.73
Blood and lymphatic system disorders	Lymphopenia	n/a	495	100.0	6	1.2	498	100.0	7	1.4	0.86		Convergence criterion (GCONV=1E-8) satisfied.	0.29	2.58	-0.002		Algorithm converged.	-0.016	0.012	0.86		Algorithm converged.	0.29	2.55	0.7887	NE	1.16		Algorithm converged.	0.39	3.43
Blood and lymphatic system disorders	Myelosuppression	n/a	495	100.0	1	0.2	498	100.0	1	0.2	1.01		Convergence criterion (GCONV=1E-8) satisfied.	0.06	16.13	0.000		Algorithm converged.	-0.006	0.006	1.01		Algorithm converged.	0.06	16.04	0.9966	NE	0.99		Algorithm converged.	0.06	15.85
Blood and lymphatic system disorders	Neutropenia	n/a	495	100.0	39	7.9	498	100.0	43	8.6	0.90		Convergence criterion (GCONV=1E-8) satisfied.	0.58	1.42	-0.008		Algorithm converged.	-0.042	0.027	0.91		Algorithm converged.	0.60	1.38	0.6654	NE	1.10		Algorithm converged.	0.72	1.66
Blood and lymphatic system disorders	Pancytopenia	n/a	495	100.0	1	0.2	498	100.0	0	0.0		*	Quasi-complete separation of data points detected.				*	WARNING: Negative of Hessian not positive definite.			NE		Algorithm converged.	NE	NE	NE	NE	NE		Algorithm converged.	NE	NE
Blood and lymphatic system disorders	Thrombocytopenia	n/a	495	100.0	7	1.4	498	100.0	10	2.0	0.70		Convergence criterion (GCONV=1E-8) satisfied.	0.26	1.85	-0.006		Algorithm converged.	-0.022	0.010	0.70		Algorithm converged.	0.27	1.84	0.4731	NE	1.42		Algorithm converged.	0.54	3.70
Cardiac disorders		n/a	495	100.0	6	1.2	498	100.0	6	1.2	1.01		Convergence criterion (GCONV=1E-8) satisfied.	0.32	3.14	0.000		Algorithm converged.	-0.014	0.014	1.01		Algorithm converged.	0.33	3.10	0.9916	NE	0.99		Algorithm converged.	0.32	3.06
Cardiac disorders	Atrial fibrillation	n/a	495	100.0	1	0.2	498	100.0	1	0.2	1.01		Convergence criterion (GCONV=1E-8) satisfied.	0.06	16.13	0.000		Algorithm converged.	-0.006	0.006	1.01		Algorithm converged.	0.06	16.04	0.9966	NE	0.99		Algorithm converged.	0.06	15.85
Cardiac disorders	Cardiac failure congestive	n/a	495	100.0	0	0.0	498	100.0	2	0.4		*	Quasi-complete separation of data points detected.				*	WARNING: Negative of Hessian not positive definite.			0.00		Algorithm converged.	0.00	NE	0.9999	NE	>999.99		Algorithm converged.	0.00	NE
Cardiac disorders	Cardiopulmonary failure	n/a	495	100.0	1	0.2	498	100.0	0	0.0		*	Quasi-complete separation of data points detected.				*	WARNING: Negative of Hessian not positive definite.			NE		Algorithm converged.	NE	NE	NE	NE	NE		Algorithm converged.	NE	NE
Cardiac disorders	Left ventricular dysfunction	n/a	495	100.0	1	0.2	498	100.0	1	0.2	1.01		Convergence criterion (GCONV=1E-8) satisfied.	0.06	16.13	0.000		Algorithm converged.	-0.006	0.006	1.01		Algorithm converged.	0.06	16.04	0.9966	NE	0.99		Algorithm converged.	0.06	15.85
Cardiac disorders	Myocardial infarction	n/a	495	100.0	1	0.2	498	100.0	0	0.0		*	Quasi-complete separation of data points detected.				*	WARNING: Negative of Hessian not positive definite.			NE		Algorithm converged.	NE	NE	NE	NE	NE		Algorithm converged.	NE	NE
Cardiac disorders	Sinus bradycardia	n/a	495	100.0	0	0.0	498	100.0	1	0.2		*	Quasi-complete separation of data points detected.				*	WARNING: Negative of Hessian not positive definite.			0.00		Algorithm converged.	0.00	NE	0.9999	NE	>999.99		Algorithm converged.	0.00	NE
Cardiac disorders	Sinus tachycardia	n/a	495	100.0	2	0.4	498	100.0	1	0.2	2.02		Convergence criterion (GCONV=1E-8) satisfied.	0.18	22.31	0.002		Algorithm converged.	-0.005	0.009	2.01		Algorithm converged.	0.18	22.12	0.5676	NE	0.50		Algorithm converged.	0.05	5.46
Cardiac disorders	Tachycardia	n/a	495	100.0	0	0.0	498	100.0	2	0.4		*	Quasi-complete separation of data points detected.				*	WARNING: Negative of Hessian not positive definite.			0.00		Algorithm converged.	0.00	NE	0.9999	NE	>999.99		Algorithm converged.	0.00	NE
Congenital, familial and genetic disorders		n/a	495	100.0	1	0.2	498	100.0	0	0.0		*	Quasi-complete separation of data points detected.				*	WARNING: Negative of Hessian not positive definite.			NE		Algorithm converged.	NE	NE	NE	NE	NE		Algorithm converged.	NE	NE
Congenital, familial and genetic disorders	Pyloric stenosis	n/a	495	100.0	1	0.2	498	100.0	0	0.0		*	Quasi-complete separation of data points detected.				*	WARNING: Negative of Hessian not positive definite.			NE		Algorithm converged.	NE	NE	NE	NE	NE		Algorithm converged.	NE	NE
Ear and labyrinth disorders		n/a	495	100.0	0	0.0	498	100.0	1	0.2		*	Quasi-complete separation of data points detected.				*	WARNING: Negative of Hessian not positive definite.			0.00		Algorithm converged.	0.00	NE	0.9999	NE	>999.99		Algorithm converged.	0.00	NE
Ear and labyrinth disorders	Hypoacusis	n/a	495	100.0	0	0.0	498	100.0	1	0.2		*	Quasi-complete separation of data points detected.				*	WARNING: Negative of Hessian not positive definite.			0.00		Algorithm converged.	0.00	NE	0.9999	NE	>999.99		Algorithm converged.	0.00	NE
Eye disorders		n/a	495	100.0	3	0.6	498	100.0	0	0.0		*	Quasi-complete separation of data points detected.				*	WARNING: The relative Hessian convergence criterion of 21.631637574 is greater than the limit of 0.0001. The convergence is questionable.			NE		Algorithm converged.	NE	NE	NE	NE	NE		Algorithm converged.	NE	NE
Eye disorders	Angle closure glaucoma	n/a	495	100.0	1	0.2	498	100.0	0	0.0		*	Quasi-complete separation of data points detected.				*	WARNING: Negative of Hessian not positive definite.			NE		Algorithm converged.	NE	NE	NE	NE	NE		Algorithm converged.	NE	NE
Eye disorders	Cataract	n/a	495	100.0	1	0.2	498	100.0	0	0.0		*	Quasi-complete separation of data points detected.				*	WARNING: Negative of Hessian not positive definite.			NE		Algorithm converged.	NE	NE	NE	NE	NE		Algorithm converged.	NE	NE
Eye disorders	Rhegmatogenous retinal detachment	n/a	495	100.0	1	0.2	498	100.0	0	0.0		*	Quasi-complete separation of data points detected.				*	WARNING: Negative of Hessian not positive definite.			NE		Algorithm converged.	NE	NE	NE	NE	NE		Algorithm converged.	NE	NE
Gastrointestinal disorders		n/a	495	100.0	40	8.1	498	100.0	31	6.2	1.32		Convergence criterion (GCONV=1E-8) satisfied.	0.81	2.15	0.019		Algorithm converged.	-0.013	0.051	1.30		Algorithm converged.	0.83	2.04	0.2581	NE	0.77		Algorithm converged.	0.49	1.21
Gastrointestinal disorders	Abdominal distension	n/a	495	100.0	0	0.0	498	100.0	1	0.2		*	Quasi-complete separation of data points detected.				*	WARNING: Negative of Hessian not positive definite.			0.00		Algorithm converged.	0.00	NE	0.9999	NE	>999.99		Algorithm converged.	0.00	NE
Gastrointestinal disorders	Abdominal pain	n/a	495	100.0	4	0.8	498	100.0	7	1.4	0.57		Convergence criterion (GCONV=1E-8) satisfied.	0.17	1.96	-0.006		Algorithm converged.	-0.019	0.007	0.57		Algorithm converged.	0.17	1.95	0.3747	NE	1.74		Algorithm converged.	0.51	5.90
Gastrointestinal disorders	Abdominal pain upper	n/a	495	100.0	0	0.0	498	100.0	1	0.2		*	Quasi-complete separation of data points detected.				*	WARNING: Negative of Hessian not positive definite.			0.00		Algorithm converged.	0.00	NE	0.9999	NE	>999.99		Algorithm converged.	0.00	NE
Gastrointestinal disorders	Anal fistula	n/a	495	100.0	1	0.2	498	100.0	1	0.2	1.01		Convergence criterion (GCONV=1E-8) satisfied.	0.06	16.13	0.000		Algorithm converged.	-0.006	0.006	1.01		Algorithm converged.	0.06	16.04	0.9966	NE	0.99		Algorithm converged.	0.06	15.85
Gastrointestinal disorders	Anal stenosis	n/a	495	100.0	0	0.0	498	100.0	1	0.2		*	Quasi-complete separation of data points detected.				*	WARNING: Negative of Hessian not positive definite.			0.00		Algorithm converged.	0.00	NE	0.9999	NE	>999.99		Algorithm converged.	0.00	NE
Gastrointestinal disorders	Colitis	n/a	495	100.0	1	0.2	498	100.0	1	0.2	1.01		Convergence criterion (GCONV=1E-8) satisfied.	0.06	16.13	0.000		Algorithm converged.	-0.006	0.006	1.01		Algorithm converged.	0.06	16.04	0.9966	NE	0.99		Algorithm converged.	0.06	15.85
Gastrointestinal disorders	Constipation	n/a	495	100.0	4	0.8	498	100.0	1	0.2	4.05		Convergence criterion (GCONV=1E-8) satisfied.	0.45	36.35	0.006		Algorithm converged.	-0.003	0.015	4.02		Algorithm converged.	0.45	35.88	0.2123	NE	0.25		Algorithm converged.	0.03	2.22
Gastrointestinal disorders	Diarrhoea	n/a	495	100.0	18	3.6	498	100.0	8	1.6	2.31		Convergence criterion (GCONV=1E-8) satisfied.	1.00	5.37	0.020		Algorithm converged.	0.000	0.040	2.26		Algorithm converged.	0.99	5.16	0.0518	NE	0.44		Algorithm converged.	0.19	1.01
Gastrointestinal disorders	Dysphagia	n/a	495	100.0	0	0.0	498	100.0	1	0.2		*	Quasi-complete separation of data points detected.				*	WARNING: Negative of Hessian not positive definite.			0.00		Algorithm converged.	0.00	NE	0.9999	NE	>999.99		Algorithm converged.	0.00	NE
Gastrointestinal disorders	Enteritis	n/a	495	100.0	1	0.2	498	100.0	0	0.0		*	Quasi-complete separation of data points detected.				*	WARNING: Negative of Hessian not positive definite.			NE		Algorithm converged.	NE	NE	NE	NE	NE		Algorithm converged.	NE	NE
Gastrointestinal disorders	Epigastric discomfort	n/a	495	100.0	1	0.2	498	100.0	0	0.0		*	Quasi-complete separation of data points detected.				*	WARNING: Negative of Hessian not positive definite.			NE		Algorithm converged.	NE	NE	NE	NE	NE		Algorithm converged.	NE	NE
Gastrointestinal disorders	Gastrointestinal haemorrhage	n/a	495	100.0	1	0.2	498	100.0	2	0.4	0.50		Convergence criterion (GCONV=1E-8) satisfied.	0.05	5.55	-0.002		Algorithm converged.	-0.009	0.005	0.50		Algorithm converged.	0.05	5.53	0.5743	NE	1.99		Algorithm converged.	0.18	21.85
Gastrointestinal disorders	Gastrooesophageal reflux disease	n/a	495	100.0	1	0.2	498	100.0	0	0.0		*	Quasi-complete separation of data points detected.				*	WARNING: Negative of Hessian not positive definite.			NE		Algorithm converged.	NE	NE	NE	NE	NE		Algorithm converged.	NE	NE
Gastrointestinal disorders	Haemorrhoidal haemorrhage	n/a	495	100.0	1	0.2	498	100.0	0	0.0		*	Quasi-complete separation of data points detected.				*	WARNING: Negative of Hessian not positive definite.			NE		Algorithm converged.	NE	NE	NE	NE	NE		Algorithm converged.	NE	NE
Gastrointestinal disorders	Ileus	n/a	495	100.0	1	0.2	498	100.0	0	0.0		*	Quasi-complete separation of data points detected.				*	WARNING: Negative of Hessian not positive definite.			NE		Algorithm converged.	NE	NE	NE	NE	NE		Algorithm converged.	NE	NE
Gastrointestinal disorders	Impaired gastric emptying	n/a	495	100.0	0	0.0	498	100.0	1	0.2		*	Quasi-complete separation of data points detected.				*	WARNING: Negative of Hessian not positive definite.			0.00		Algorithm converged.	0.00	NE	0.9999	NE	>999.99		Algorithm converged.	0.00	NE
Gastrointestinal disorders	Intestinal obstruction	n/a	495	100.0	1	0.2	498	100.0	1	0.2	1.01		Convergence criterion (GCONV=1E-8) satisfied.	0.06	16.13	0.000		Algorithm converged.	-0.006	0.006	1.01		Algorithm converged.	0.06	16.04	0.9966	NE	0.99		Algorithm converged.	0.06	15.85
Gastrointestinal disorders	Intestinal perforation	n/a	495	100.0	1	0.2	498	100.0	0	0.0		*	Quasi-complete separation of data points detected.				*	WARNING: Negative of Hessian not positive definite.			NE		Algorithm converged.	NE	NE	NE	NE	NE		Algorithm converged.	NE	NE
Gastrointestinal disorders	Large intestinal haemorrhage	n/a	495	100.0	1	0.2	498	100.0	0	0.0		*	Quasi-complete separation of data points detected.				*	WARNING: Negative of Hessian not positive definite.			NE		Algorithm converged.	NE	NE	NE	NE	NE		Algorithm converged.	NE	NE
Gastrointestinal disorders	Nausea	n/a	495	100.0	5	1.0	498	100.0	2	0.4	2.53		Convergence criterion (GCONV=1E-8) satisfied.	0.49	13.10	0.006		Algorithm converged.	-0.004	0.016	2.52		Algorithm converged.	0.49	12.90	0.2689	NE	0.40		Algorithm converged.	0.08	2.04
Gastrointestinal disorders	Neutropenic colitis	n/a	495	100.0	1	0.2	498	100.0	0	0.0		*	Quasi-complete separation of data points detected.				*	WARNING: Negative of Hessian not positive definite.			NE		Algorithm converged.	NE	NE	NE	NE	NE		Algorithm converged.	NE	NE
Gastrointestinal disorders	Pancreatitis	n/a	495	100.0	1	0.2	498	100.0	1	0.2	1.01		Convergence criterion (GCONV=1E-8) satisfied.	0.06	16.13	0.000		Algorithm converged.	-0.006	0.006	1.01		Algorithm converged.	0.06	16.04	0.9966	NE	0.99		Algorithm converged.	0.06	15.85
Gastrointestinal disorders	Small intestinal obstruction	n/a	495	100.0	0	0.0	498	100.0	5	1.0		*	Quasi-complete separation of data points detected.				*	WARNING: Negative of Hessian not positive definite.			0.00		Algorithm converged.	0.00	NE	0.9999	NE	>999.99		Algorithm converged.	0.00	NE
Gastrointestinal disorders	Small intestinal perforation	n/a	495	100.0	0	0.0	498	100.0	1	0.2		*	Quasi-complete separation of data points detected.				*	WARNING: Negative of Hessian not positive definite.			0.00		Algorithm converged.	0.00	NE	0.9999	NE	>999.99		Algorithm converged.	0.00	NE
Gastrointestinal disorders	Stomatitis	n/a	495	100.0	2	0.4	498	100.0	1	0.2	2.02		Convergence criterion (GCONV=1E-8) satisfied.	0.18	22.31	0.002		Algorithm converged.	-0.005	0.009	2.01		Algorithm converged.	0.18	22.12	0.5676	NE	0.50		Algorithm converged.	0.05	5.46
Gastrointestinal disorders	Subileus	n/a	495	100.0	1	0.2	498	100.0	1	0.2	1.01		Convergence criterion (GCONV=1E-8) satisfied.	0.06	16.13	0.000		Algorithm converged.	-0.006	0.006	1.01		Algorithm converged.	0.06	16.04	0.9966	NE	0.99		Algorithm converged.	0.06	15.85
Gastrointestinal disorders	Tooth loss	n/a	495	100.0	1	0.2	498	100.0	1	0.2	1.01		Convergence criterion (GCONV=1E-8) satisfied.	0.06	16.13	0.000		Algorithm converged.	-0.006	0.006	1.01		Algorithm converged.	0.06	16.04	0.9966	NE	0.99		Algorithm converged.	0.06	15.85
Gastrointestinal disorders	Upper gastrointestinal haemorrhage	n/a	495	100.0	1	0.2	498	100.0	0	0.0		*	Quasi-complete separation of data points detected.				*	WARNING: Negative of Hessian not positive definite.			NE		Algorithm converged.	NE	NE	NE	NE	NE		Algorithm converged.	NE	NE
Gastrointestinal disorders	Vomiting	n/a	495	100.0	5	1.0	498	100.0	3	0.6	1.68		Convergence criterion (GCONV=1E-8) satisfied.	0.40	7.08	0.004		Algorithm converged.	-0.007	0.015	1.68		Algorithm converged.	0.40	6.98	0.4774	NE	0.60		Algorithm converged.	0.14	2.48
General disorders and administration site conditions		n/a	495	100.0	24	4.8	498	100.0	24	4.8	1.01		Convergence criterion (GCONV=1E-8) satisfied.	0.56	1.80	0.000		Algorithm converged.	-0.026	0.027	1.01		Algorithm converged.	0.58	1.75	0.9829	NE	0.99		Algorithm converged.	0.57	1.73
General disorders and administration site conditions	Asthenia	n/a	495	100.0	7	1.4	498	100.0	2	0.4	3.56		Convergence criterion (GCONV=1E-8) satisfied.	0.74	17.20	0.010		Algorithm converged.	-0.002	0.022	3.52		Algorithm converged.	0.74	16.87	0.1153	NE	0.28		Algorithm converged.	0.06	1.36
General disorders and administration site conditions	Catheter site haemorrhage	n/a	495	100.0	0	0.0	498	100.0	1	0.2		*	Quasi-complete separation of data points detected.				*	WARNING: Negative of Hessian not positive definite.			0.00		Algorithm converged.	0.00	NE	0.9999	NE	>999.99		Algorithm converged.	0.00	NE
General disorders and administration site conditions	Chest discomfort	n/a	495	100.0	0	0.0	498	100.0	1	0.2		*	Quasi-complete separation of data points detected.				*	WARNING: Negative of Hessian not positive definite.			0.00		Algorithm converged.	0.00	NE	0.9999	NE	>999.99		Algorithm converged.	0.00	NE
General disorders and administration site conditions	Chest pain	n/a	495	100.0	1	0.2	498	100.0	1	0.2	1.01		Convergence criterion (GCONV=1E-8) satisfied.	0.06	16.13	0.000		Algorithm converged.	-0.006	0.006	1.01		Algorithm converged.	0.06	16.04	0.9966	NE	0.99		Algorithm converged.	0.06	15.85
General disorders and administration site conditions	Chills	n/a	495	100.0	1	0.2	498	100.0	2	0.4	0.50		Convergence criterion (GCONV=1E-8) satisfied.	0.05	5.55	-0.002		Algorithm converged.	-0.009	0.005	0.50		Algorithm converged.	0.05	5.53	0.5743	NE	1.99		Algorithm converged.	0.18	21.85
General disorders and administration site conditions	Device related thrombosis	n/a	495	100.0	0	0.0	498	100.0	1	0.2		*	Quasi-complete separation of data points detected.				*	WARNING: Negative of Hessian not positive definite.			0.00		Algorithm converged.	0.00	NE	0.9999	NE	>999.99		Algorithm converged.	0.00	NE
General disorders and administration site conditions	Fatigue	n/a	495	100.0	5	1.0	498	100.0	11	2.2	0.45		Convergence criterion (GCONV=1E-8) satisfied.	0.16	1.31	-0.012		Algorithm converged.	-0.028	0.004	0.46		Algorithm converged.	0.16	1.31	0.1441	NE	2.19		Algorithm converged.	0.77	6.25
General disorders and administration site conditions	General physical health deterioration	n/a	495	100.0	0	0.0	498	100.0	1	0.2		*	Quasi-complete separation of data points detected.				*	WARNING: Negative of Hessian not positive definite.			0.00		Algorithm converged.	0.00	NE	0.9999	NE	>999.99		Algorithm converged.	0.00	NE
General disorders and administration site conditions	Ill-defined disorder	n/a	495	100.0	0	0.0	498	100.0	1	0.2		*	Quasi-complete separation of data points detected.				*	WARNING: Negative of Hessian not positive definite.			0.00		Algorithm converged.	0.00	NE	0.9999	NE	>999.99		Algorithm converged.	0.00	NE
General disorders and administration site conditions	Infusion site extravasation	n/a	495	100.0	1	0.2	498	100.0	0	0.0		*	Quasi-complete separation of data points detected.				*	WARNING: Negative of Hessian not positive definite.			NE		Algorithm converged.	NE	NE	NE	NE	NE		Algorithm converged.	NE	NE
General disorders and administration site conditions	Injection site extravasation	n/a	495	100.0	0	0.0	498	100.0	1	0.2		*	Quasi-complete separation of data points detected.				*	WARNING: Negative of Hessian not positive definite.			0.00		Algorithm converged.	0.00	NE	0.9999	NE	>999.99		Algorithm converged.	0.00	NE
General disorders and administration site conditions	Malaise	n/a	495	100.0	0	0.0	498	100.0	1	0.2		*	Quasi-complete separation of data points detected.				*	WARNING: Negative of Hessian not positive definite.			0.00		Algorithm converged.	0.00	NE	0.9999	NE	>999.99		Algorithm converged.	0.00	NE
General disorders and administration site conditions	Mucosal inflammation	n/a	495	100.0	2	0.4	498	100.0	1	0.2	2.02		Convergence criterion (GCONV=1E-8) satisfied.	0.18	22.31	0.002		Algorithm converged.	-0.005	0.009	2.01		Algorithm converged.	0.18	22.12	0.5676	NE	0.50		Algorithm converged.	0.05	5.46
General disorders and administration site conditions	Oedema	n/a	495	100.0	1	0.2	498	100.0	0	0.0		*	Quasi-complete separation of data points detected.				*	WARNING: Negative of Hessian not positive definite.			NE		Algorithm converged.	NE	NE	NE	NE	NE		Algorithm converged.	NE	NE
General disorders and administration site conditions	Oedema peripheral	n/a	495	100.0	1	0.2	498	100.0	1	0.2	1.01		Convergence criterion (GCONV=1E-8) satisfied.	0.06	16.13	0.000		Algorithm converged.	-0.006	0.006	1.01		Algorithm converged.	0.06	16.04	0.9966	NE	0.99		Algorithm converged.	0.06	15.85
General disorders and administration site conditions	Pain	n/a	495	100.0	3	0.6	498	100.0	0	0.0		*	Quasi-complete separation of data points detected.				*	WARNING: The relative Hessian convergence criterion of 21.631637574 is greater than the limit of 0.0001. The convergence is questionable.			NE		Algorithm converged.	NE	NE	NE	NE	NE		Algorithm converged.	NE	NE
General disorders and administration site conditions	Pyrexia	n/a	495	100.0	4	0.8	498	100.0	1	0.2	4.05		Convergence criterion (GCONV=1E-8) satisfied.	0.45	36.35	0.006		Algorithm converged.	-0.003	0.015	4.02		Algorithm converged.	0.45	35.88	0.2123	NE	0.25		Algorithm converged.	0.03	2.22
General disorders and administration site conditions	Ulcer	n/a	495	100.0	1	0.2	498	100.0	0	0.0		*	Quasi-complete separation of data points detected.				*	WARNING: Negative of Hessian not positive definite.			NE		Algorithm converged.	NE	NE	NE	NE	NE		Algorithm converged.	NE	NE
General disorders and administration site conditions	Vascular stent thrombosis	n/a	495	100.0	0	0.0	498	100.0	1	0.2		*	Quasi-complete separation of data points detected.				*	WARNING: Negative of Hessian not positive definite.			0.00		Algorithm converged.	0.00	NE	0.9999	NE	>999.99		Algorithm converged.	0.00	NE
Hepatobiliary disorders		n/a	495	100.0	2	0.4	498	100.0	4	0.8	0.50		Convergence criterion (GCONV=1E-8) satisfied.	0.09	2.75	-0.004		Algorithm converged.	-0.014	0.006	0.50		Algorithm converged.	0.09	2.73	0.4263	NE	1.99		Algorithm converged.	0.37	10.80
Hepatobiliary disorders	Bile duct stenosis	n/a	495	100.0	0	0.0	498	100.0	1	0.2		*	Quasi-complete separation of data points detected.				*	WARNING: Negative of Hessian not positive definite.			0.00		Algorithm converged.	0.00	NE	0.9999	NE	>999.99		Algorithm converged.	0.00	NE
Hepatobiliary disorders	Biliary obstruction	n/a	495	100.0	1	0.2	498	100.0	0	0.0		*	Quasi-complete separation of data points detected.				*	WARNING: Negative of Hessian not positive definite.			NE		Algorithm converged.	NE	NE	NE	NE	NE		Algorithm converged.	NE	NE
Hepatobiliary disorders	Cholangitis	n/a	495	100.0	0	0.0	498	100.0	1	0.2		*	Quasi-complete separation of data points detected.				*	WARNING: Negative of Hessian not positive definite.			0.00		Algorithm converged.	0.00	NE	0.9999	NE	>999.99		Algorithm converged.	0.00	NE
Hepatobiliary disorders	Cholestasis	n/a	495	100.0	1	0.2	498	100.0	0	0.0		*	Quasi-complete separation of data points detected.				*	WARNING: Negative of Hessian not positive definite.			NE		Algorithm converged.	NE	NE	NE	NE	NE		Algorithm converged.	NE	NE
Hepatobiliary disorders	Hepatic function abnormal	n/a	495	100.0	0	0.0	498	100.0	1	0.2		*	Quasi-complete separation of data points detected.				*	WARNING: Negative of Hessian not positive definite.			0.00		Algorithm converged.	0.00	NE	0.9999	NE	>999.99		Algorithm converged.	0.00	NE
Hepatobiliary disorders	Hypertransaminasaemia	n/a	495	100.0	0	0.0	498	100.0	1	0.2		*	Quasi-complete separation of data points detected.				*	WARNING: Negative of Hessian not positive definite.			0.00		Algorithm converged.	0.00	NE	0.9999	NE	>999.99		Algorithm converged.	0.00	NE
Immune system disorders		n/a	495	100.0	1	0.2	498	100.0	1	0.2	1.01		Convergence criterion (GCONV=1E-8) satisfied.	0.06	16.13	0.000		Algorithm converged.	-0.006	0.006	1.01		Algorithm converged.	0.06	16.04	0.9966	NE	0.99		Algorithm converged.	0.06	15.85
Immune system disorders	Haemophagocytic lymphohistiocytosis	n/a	495	100.0	0	0.0	498	100.0	1	0.2		*	Quasi-complete separation of data points detected.				*	WARNING: Negative of Hessian not positive definite.			0.00		Algorithm converged.	0.00	NE	0.9999	NE	>999.99		Algorithm converged.	0.00	NE
Immune system disorders	Hypogammaglobulinaemia	n/a	495	100.0	1	0.2	498	100.0	0	0.0		*	Quasi-complete separation of data points detected.				*	WARNING: Negative of Hessian not positive definite.			NE		Algorithm converged.	NE	NE	NE	NE	NE		Algorithm converged.	NE	NE
Infections and infestations		n/a	495	100.0	64	12.9	498	100.0	54	10.8	1.22		Convergence criterion (GCONV=1E-8) satisfied.	0.83	1.80	0.021		Algorithm converged.	-0.019	0.061	1.19		Algorithm converged.	0.85	1.68	0.3107	NE	0.84		Algorithm converged.	0.60	1.18
Infections and infestations	Abdominal abscess	n/a	495	100.0	1	0.2	498	100.0	0	0.0		*	Quasi-complete separation of data points detected.				*	WARNING: Negative of Hessian not positive definite.			NE		Algorithm converged.	NE	NE	NE	NE	NE		Algorithm converged.	NE	NE
Infections and infestations	Abdominal infection	n/a	495	100.0	0	0.0	498	100.0	2	0.4		*	Quasi-complete separation of data points detected.				*	WARNING: Negative of Hessian not positive definite.			0.00		Algorithm converged.	0.00	NE	0.9999	NE	>999.99		Algorithm converged.	0.00	NE
Infections and infestations	Abscess	n/a	495	100.0	0	0.0	498	100.0	1	0.2		*	Quasi-complete separation of data points detected.				*	WARNING: Negative of Hessian not positive definite.			0.00		Algorithm converged.	0.00	NE	0.9999	NE	>999.99		Algorithm converged.	0.00	NE
Infections and infestations	Actinomycotic abdominal infection	n/a	495	100.0	0	0.0	498	100.0	1	0.2		*	Quasi-complete separation of data points detected.				*	WARNING: Negative of Hessian not positive definite.			0.00		Algorithm converged.	0.00	NE	0.9999	NE	>999.99		Algorithm converged.	0.00	NE
Infections and infestations	Appendicitis	n/a	495	100.0	1	0.2	498	100.0	0	0.0		*	Quasi-complete separation of data points detected.				*	WARNING: Negative of Hessian not positive definite.			NE		Algorithm converged.	NE	NE	NE	NE	NE		Algorithm converged.	NE	NE
Infections and infestations	Aspergillus infection	n/a	495	100.0	1	0.2	498	100.0	0	0.0		*	Quasi-complete separation of data points detected.				*	WARNING: Negative of Hessian not positive definite.			NE		Algorithm converged.	NE	NE	NE	NE	NE		Algorithm converged.	NE	NE
Infections and infestations	Atypical pneumonia	n/a	495	100.0	0	0.0	498	100.0	1	0.2		*	Quasi-complete separation of data points detected.				*	WARNING: Negative of Hessian not positive definite.			0.00		Algorithm converged.	0.00	NE	0.9999	NE	>999.99		Algorithm converged.	0.00	NE
Infections and infestations	Bacteraemia	n/a	495	100.0	3	0.6	498	100.0	1	0.2	3.03		Convergence criterion (GCONV=1E-8) satisfied.	0.31	29.23	0.004		Algorithm converged.	-0.004	0.012	3.02		Algorithm converged.	0.32	28.92	0.3380	NE	0.33		Algorithm converged.	0.03	3.17
Infections and infestations	Bronchitis	n/a	495	100.0	0	0.0	498	100.0	1	0.2		*	Quasi-complete separation of data points detected.				*	WARNING: Negative of Hessian not positive definite.			0.00		Algorithm converged.	0.00	NE	0.9999	NE	>999.99		Algorithm converged.	0.00	NE

Infections and infestations	Bronchitis bacterial	n/a	495	100.0	1	0.2	498	100.0	0	0.0		*	Quasi-complete separation of data points detected.				*	WARNING: Negative of Hessian not positive definite.			NE		Algorithm converged.	NE	NE	NE	NE	NE		Algorithm converged.	NE	NE
Infections and infestations	Bronchopulmonary aspergillosis	n/a	495	100.0	1	0.2	498	100.0	0	0.0		*	Quasi-complete separation of data points detected.				*	WARNING: Negative of Hessian not positive definite.			NE		Algorithm converged.	NE	NE	NE	NE	NE		Algorithm converged.	NE	NE
Infections and infestations	Campylobacter gastroenteritis	n/a	495	100.0	1	0.2	498	100.0	0	0.0		*	Quasi-complete separation of data points detected.				*	WARNING: Negative of Hessian not positive definite.			NE		Algorithm converged.	NE	NE	NE	NE	NE		Algorithm converged.	NE	NE
Infections and infestations	Cellulitis	n/a	495	100.0	3	0.6	498	100.0	1	0.2	3.03		Convergence criterion (GCONV=1E-8) satisfied.	0.31	29.23	0.004		Algorithm converged.	-0.004	0.012	3.02		Algorithm converged.	0.32	28.92	0.3380	NE	0.33		Algorithm converged.	0.03	3.17
Infections and infestations	Clostridium difficile colitis	n/a	495	100.0	2	0.4	498	100.0	0	0.0		*	Quasi-complete separation of data points detected.				*	WARNING: Negative of Hessian not positive definite.			NE		Algorithm converged.	NE	NE	NE	NE	NE		Algorithm converged.	NE	NE
Infections and infestations	Clostridium difficile infection	n/a	495	100.0	2	0.4	498	100.0	0	0.0		*	Quasi-complete separation of data points detected.				*	ERROR: The mean parameter is either invalid or at a limit of its range for some observations.			NE		Algorithm converged.	NE	NE	NE	NE	NE		Algorithm converged.	NE	NE
Infections and infestations	Coronavirus infection	n/a	495	100.0	0	0.0	498	100.0	1	0.2		*	Quasi-complete separation of data points detected.				*	WARNING: Negative of Hessian not positive definite.			0.00		Algorithm converged.	0.00	NE	0.9999	NE	>999.99		Algorithm converged.	0.00	NE
Infections and infestations	Device related infection	n/a	495	100.0	3	0.6	498	100.0	1	0.2	3.03		Convergence criterion (GCONV=1E-8) satisfied.	0.31	29.23	0.004		Algorithm converged.	-0.004	0.012	3.02		Algorithm converged.	0.32	28.92	0.3380	NE	0.33		Algorithm converged.	0.03	3.17
Infections and infestations	Device related sepsis	n/a	495	100.0	1	0.2	498	100.0	0	0.0		*	Quasi-complete separation of data points detected.				*	WARNING: Negative of Hessian not positive definite.			NE		Algorithm converged.	NE	NE	NE	NE	NE		Algorithm converged.	NE	NE
Infections and infestations	Diarrhoea infectious	n/a	495	100.0	0	0.0	498	100.0	1	0.2		*	Quasi-complete separation of data points detected.				*	WARNING: Negative of Hessian not positive definite.			0.00		Algorithm converged.	0.00	NE	0.9999	NE	>999.99		Algorithm converged.	0.00	NE
Infections and infestations	Enterobacter infection	n/a	495	100.0	0	0.0	498	100.0	1	0.2		*	Quasi-complete separation of data points detected.				*	WARNING: Negative of Hessian not positive definite.			0.00		Algorithm converged.	0.00	NE	0.9999	NE	>999.99		Algorithm converged.	0.00	NE
Infections and infestations	Enterocolitis infectious	n/a	495	100.0	1	0.2	498	100.0	0	0.0		*	Quasi-complete separation of data points detected.				*	WARNING: Negative of Hessian not positive definite.			NE		Algorithm converged.	NE	NE	NE	NE	NE		Algorithm converged.	NE	NE
Infections and infestations	Erysipelas	n/a	495	100.0	1	0.2	498	100.0	0	0.0		*	Quasi-complete separation of data points detected.				*	WARNING: Negative of Hessian not positive definite.			NE		Algorithm converged.	NE	NE	NE	NE	NE		Algorithm converged.	NE	NE
Infections and infestations	Escherichia sepsis	n/a	495	100.0	1	0.2	498	100.0	1	0.2	1.01		Convergence criterion (GCONV=1E-8) satisfied.	0.06	16.13	0.000		Algorithm converged.	-0.006	0.006	1.01		Algorithm converged.	0.06	16.04	0.9966	NE	0.99		Algorithm converged.	0.06	15.85
Infections and infestations	Fungal infection	n/a	495	100.0	0	0.0	498	100.0	1	0.2		*	Quasi-complete separation of data points detected.				*	WARNING: Negative of Hessian not positive definite.			0.00		Algorithm converged.	0.00	NE	0.9999	NE	>999.99		Algorithm converged.	0.00	NE
Infections and infestations	Gastroenteritis viral	n/a	495	100.0	1	0.2	498	100.0	0	0.0		*	Quasi-complete separation of data points detected.				*	WARNING: Negative of Hessian not positive definite.			NE		Algorithm converged.	NE	NE	NE	NE	NE		Algorithm converged.	NE	NE
Infections and infestations	Gastrointestinal infection	n/a	495	100.0	1	0.2	498	100.0	0	0.0		*	Quasi-complete separation of data points detected.				*	WARNING: Negative of Hessian not positive definite.			NE		Algorithm converged.	NE	NE	NE	NE	NE		Algorithm converged.	NE	NE
Infections and infestations	Herpes simplex	n/a	495	100.0	0	0.0	498	100.0	1	0.2		*	Quasi-complete separation of data points detected.				*	WARNING: Negative of Hessian not positive definite.			0.00		Algorithm converged.	0.00	NE	0.9999	NE	>999.99		Algorithm converged.	0.00	NE
Infections and infestations	Herpes zoster	n/a	495	100.0	0	0.0	498	100.0	2	0.4		*	Quasi-complete separation of data points detected.				*	WARNING: Negative of Hessian not positive definite.			0.00		Algorithm converged.	0.00	NE	0.9999	NE	>999.99		Algorithm converged.	0.00	NE
Infections and infestations	Infection	n/a	495	100.0	5	1.0	498	100.0	1	0.2	5.07		Convergence criterion (GCONV=1E-8) satisfied.	0.59	43.57	0.008		Algorithm converged.	-0.002	0.018	5.03		Algorithm converged.	0.59	42.90	0.1396	NE	0.20		Algorithm converged.	0.02	1.70
Infections and infestations	Influenza	n/a	495	100.0	2	0.4	498	100.0	0	0.0		*	Quasi-complete separation of data points detected.				*	ERROR: Error in computing the link function, its derivatives, or the variance function.			NE		Algorithm converged.	NE	NE	NE	NE	NE		Algorithm converged.	NE	NE
Infections and infestations	Intervertebral discitis	n/a	495	100.0	0	0.0	498	100.0	1	0.2		*	Quasi-complete separation of data points detected.				*	WARNING: Negative of Hessian not positive definite.			0.00		Algorithm converged.	0.00	NE	0.9999	NE	>999.99		Algorithm converged.	0.00	NE
Infections and infestations	Mediastinitis	n/a	495	100.0	1	0.2	498	100.0	0	0.0		*	Quasi-complete separation of data points detected.				*	WARNING: Negative of Hessian not positive definite.			NE		Algorithm converged.	NE	NE	NE	NE	NE		Algorithm converged.	NE	NE
Infections and infestations	Nail infection	n/a	495	100.0	1	0.2	498	100.0	0	0.0		*	Quasi-complete separation of data points detected.				*	WARNING: Negative of Hessian not positive definite.			NE		Algorithm converged.	NE	NE	NE	NE	NE		Algorithm converged.	NE	NE
Infections and infestations	Neutropenic sepsis	n/a	495	100.0	1	0.2	498	100.0	1	0.2	1.01		Convergence criterion (GCONV=1E-8) satisfied.	0.06	16.13	0.000		Algorithm converged.	-0.006	0.006	1.01		Algorithm converged.	0.06	16.04	0.9966	NE	0.99		Algorithm converged.	0.06	15.85
Infections and infestations	Oral herpes	n/a	495	100.0	1	0.2	498	100.0	0	0.0		*	Quasi-complete separation of data points detected.				*	WARNING: Negative of Hessian not positive definite.			NE		Algorithm converged.	NE	NE	NE	NE	NE		Algorithm converged.	NE	NE
Infections and infestations	Papilloma viral infection	n/a	495	100.0	1	0.2	498	100.0	0	0.0		*	Quasi-complete separation of data points detected.				*	WARNING: Negative of Hessian not positive definite.			NE		Algorithm converged.	NE	NE	NE	NE	NE		Algorithm converged.	NE	NE
Infections and infestations	Peritonitis	n/a	495	100.0	0	0.0	498	100.0	1	0.2		*	Quasi-complete separation of data points detected.				*	WARNING: Negative of Hessian not positive definite.			0.00		Algorithm converged.	0.00	NE	0.9999	NE	>999.99		Algorithm converged.	0.00	NE
Infections and infestations	Pneumocystis jirovecii pneumonia	n/a	495	100.0	2	0.4	498	100.0	1	0.2	2.02		Convergence criterion (GCONV=1E-8) satisfied.	0.18	22.31	0.002		Algorithm converged.	-0.005	0.009	2.01		Algorithm converged.	0.18	22.12	0.5676	NE	0.50		Algorithm converged.	0.05	5.46
Infections and infestations	Pneumonia	n/a	495	100.0	20	4.0	498	100.0	21	4.2	0.96		Convergence criterion (GCONV=1E-8) satisfied.	0.51	1.79	-0.002		Algorithm converged.	-0.027	0.023	0.96		Algorithm converged.	0.53	1.75	0.8889	NE	1.04		Algorithm converged.	0.57	1.90
Infections and infestations	Pneumonia bacterial	n/a	495	100.0	1	0.2	498	100.0	0	0.0		*	Quasi-complete separation of data points detected.				*	WARNING: Negative of Hessian not positive definite.			NE		Algorithm converged.	NE	NE	NE	NE	NE		Algorithm converged.	NE	NE
Infections and infestations	Pneumonia klebsiella	n/a	495	100.0	0	0.0	498	100.0	1	0.2		*	Quasi-complete separation of data points detected.				*	WARNING: Negative of Hessian not positive definite.			0.00		Algorithm converged.	0.00	NE	0.9999	NE	>999.99		Algorithm converged.	0.00	NE
Infections and infestations	Pneumonia pneumococcal	n/a	495	100.0	1	0.2	498	100.0	0	0.0		*	Quasi-complete separation of data points detected.				*	WARNING: Negative of Hessian not positive definite.			NE		Algorithm converged.	NE	NE	NE	NE	NE		Algorithm converged.	NE	NE
Infections and infestations	Pneumonia viral	n/a	495	100.0	1	0.2	498	100.0	0	0.0		*	Quasi-complete separation of data points detected.				*	WARNING: Negative of Hessian not positive definite.			NE		Algorithm converged.	NE	NE	NE	NE	NE		Algorithm converged.	NE	NE
Infections and infestations	Rectal abscess	n/a	495	100.0	1	0.2	498	100.0	0	0.0		*	Quasi-complete separation of data points detected.				*	WARNING: Negative of Hessian not positive definite.			NE		Algorithm converged.	NE	NE	NE	NE	NE		Algorithm converged.	NE	NE
Infections and infestations	Respiratory tract infection	n/a	495	100.0	2	0.4	498	100.0	0	0.0		*	Quasi-complete separation of data points detected.				*	WARNING: Negative of Hessian not positive definite.			NE		Algorithm converged.	NE	NE	NE	NE	NE		Algorithm converged.	NE	NE
Infections and infestations	Scrotal infection	n/a	495	100.0	0	0.0	498	100.0	1	0.2		*	Quasi-complete separation of data points detected.				*	WARNING: Negative of Hessian not positive definite.			0.00		Algorithm converged.	0.00	NE	0.9999	NE	>999.99		Algorithm converged.	0.00	NE
Infections and infestations	Sepsis	n/a	495	100.0	4	0.8	498	100.0	4	0.8	1.01		Convergence criterion (GCONV=1E-8) satisfied.	0.25	4.05	0.000		Algorithm converged.	-0.011	0.011	1.01		Algorithm converged.	0.25	4.00	0.9932	NE	0.99		Algorithm converged.	0.25	3.95
Infections and infestations	Septic shock	n/a	495	100.0	0	0.0	498	100.0	3	0.6		*	Quasi-complete separation of data points detected.				*	WARNING: Negative of Hessian not positive definite.			0.00		Algorithm converged.	0.00	NE	0.9999	NE	>999.99		Algorithm converged.	0.00	NE
Infections and infestations	Skin infection	n/a	495	100.0	1	0.2	498	100.0	1	0.2	1.01		Convergence criterion (GCONV=1E-8) satisfied.	0.06	16.13	0.000		Algorithm converged.	-0.006	0.006	1.01		Algorithm converged.	0.06	16.04	0.9966	NE	0.99		Algorithm converged.	0.06	15.85
Infections and infestations	Staphylococcal infection	n/a	495	100.0	0	0.0	498	100.0	2	0.4		*	Quasi-complete separation of data points detected.				*	WARNING: Negative of Hessian not positive definite.			0.00		Algorithm converged.	0.00	NE	0.9999	NE	>999.99		Algorithm converged.	0.00	NE
Infections and infestations	Staphylococcal sepsis	n/a	495	100.0	1	0.2	498	100.0	0	0.0		*	Quasi-complete separation of data points detected.				*	WARNING: Negative of Hessian not positive definite.			NE		Algorithm converged.	NE	NE	NE	NE	NE		Algorithm converged.	NE	NE
Infections and infestations	Tracheitis	n/a	495	100.0	0	0.0	498	100.0	1	0.2		*	Quasi-complete separation of data points detected.				*	WARNING: Negative of Hessian not positive definite.			0.00		Algorithm converged.	0.00	NE	0.9999	NE	>999.99		Algorithm converged.	0.00	NE
Infections and infestations	Tracheobronchitis	n/a	495	100.0	1	0.2	498	100.0	0	0.0		*	Quasi-complete separation of data points detected.				*	WARNING: Negative of Hessian not positive definite.			NE		Algorithm converged.	NE	NE	NE	NE	NE		Algorithm converged.	NE	NE
Infections and infestations	Tuberculosis	n/a	495	100.0	0	0.0	498	100.0	1	0.2		*	Quasi-complete separation of data points detected.				*	WARNING: Negative of Hessian not positive definite.			0.00		Algorithm converged.	0.00	NE	0.9999	NE	>999.99		Algorithm converged.	0.00	NE
Infections and infestations	Upper respiratory tract infection	n/a	495	100.0	2	0.4	498	100.0	3	0.6	0.67		Convergence criterion (GCONV=1E-8) satisfied.	0.11	4.02	-0.002		Algorithm converged.	-0.011	0.007	0.67		Algorithm converged.	0.11	4.00	0.6609	NE	1.49		Algorithm converged.	0.25	8.88
Infections and infestations	Urinary tract infection	n/a	495	100.0	9	1.8	498	100.0	6	1.2	1.52		Convergence criterion (GCONV=1E-8) satisfied.	0.54	4.30	0.006		Algorithm converged.	-0.009	0.021	1.51		Algorithm converged.	0.54	4.21	0.4316	NE	0.66		Algorithm converged.	0.24	1.85
Infections and infestations	Viral infection	n/a	495	100.0	1	0.2	498	100.0	0	0.0		*	Quasi-complete separation of data points detected.				*	WARNING: Negative of Hessian not positive definite.			NE		Algorithm converged.	NE	NE	NE	NE	NE		Algorithm converged.	NE	NE
Infections and infestations	Wound infection bacterial	n/a	495	100.0	0	0.0	498	100.0	1	0.2		*	Quasi-complete separation of data points detected.				*	WARNING: Negative of Hessian not positive definite.			0.00		Algorithm converged.	0.00	NE	0.9999	NE	>999.99		Algorithm converged.	0.00	NE
Injury, poisoning and procedural complications		n/a	495	100.0	5	1.0	498	100.0	4	0.8	1.26		Convergence criterion (GCONV=1E-8) satisfied.	0.34	4.72	0.002		Algorithm converged.	-0.010	0.014	1.26		Algorithm converged.	0.34	4.66	0.7315	NE	0.80		Algorithm converged.	0.21	2.94
Injury, poisoning and procedural complications	Compression fracture	n/a	495	100.0	1	0.2	498	100.0	0	0.0		*	Quasi-complete separation of data points detected.				*	WARNING: Negative of Hessian not positive definite.			NE		Algorithm converged.	NE	NE	NE	NE	NE		Algorithm converged.	NE	NE
Injury, poisoning and procedural complications	Hip fracture	n/a	495	100.0	1	0.2	498	100.0	2	0.4	0.50		Convergence criterion (GCONV=1E-8) satisfied.	0.05	5.55	-0.002		Algorithm converged.	-0.009	0.005	0.50		Algorithm converged.	0.05	5.53	0.5743	NE	1.99		Algorithm converged.	0.18	21.85
Injury, poisoning and procedural complications	Infusion related reaction	n/a	495	100.0	0	0.0	498	100.0	1	0.2		*	Quasi-complete separation of data points detected.				*	WARNING: Negative of Hessian not positive definite.			0.00		Algorithm converged.	0.00	NE	0.9999	NE	>999.99		Algorithm converged.	0.00	NE
Injury, poisoning and procedural complications	Injury	n/a	495	100.0	1	0.2	498	100.0	0	0.0		*	Quasi-complete separation of data points detected.				*	WARNING: Negative of Hessian not positive definite.			NE		Algorithm converged.	NE	NE	NE	NE	NE		Algorithm converged.	NE	NE
Injury, poisoning and procedural complications	Lumbar vertebral fracture	n/a	495	100.0	0	0.0	498	100.0	1	0.2		*	Quasi-complete separation of data points detected.				*	WARNING: Negative of Hessian not positive definite.			0.00		Algorithm converged.	0.00	NE	0.9999	NE	>999.99		Algorithm converged.	0.00	NE
Injury, poisoning and procedural complications	Peroneal nerve injury	n/a	495	100.0	1	0.2	498	100.0	0	0.0		*	Quasi-complete separation of data points detected.				*	WARNING: Negative of Hessian not positive definite.			NE		Algorithm converged.	NE	NE	NE	NE	NE		Algorithm converged.	NE	NE
Injury, poisoning and procedural complications	Post lumbar puncture syndrome	n/a	495	100.0	1	0.2	498	100.0	0	0.0		*	Quasi-complete separation of data points detected.				*	WARNING: Negative of Hessian not positive definite.			NE		Algorithm converged.	NE	NE	NE	NE	NE		Algorithm converged.	NE	NE
Injury, poisoning and procedural complications	Skull fracture	n/a	495	100.0	1	0.2	498	100.0	0	0.0		*	Quasi-complete separation of data points detected.				*	WARNING: Negative of Hessian not positive definite.			NE		Algorithm converged.	NE	NE	NE	NE	NE		Algorithm converged.	NE	NE
Injury, poisoning and procedural complications	Thoracic vertebral fracture	n/a	495	100.0	0	0.0	498	100.0	1	0.2		*	Quasi-complete separation of data points detected.				*	WARNING: Negative of Hessian not positive definite.			0.00		Algorithm converged.	0.00	NE	0.9999	NE	>999.99		Algorithm converged.	0.00	NE
Investigations		n/a	495	100.0	38	7.7	498	100.0	30	6.0	1.30		Convergence criterion (GCONV=1E-8) satisfied.	0.79	2.13	0.017		Algorithm converged.	-0.015	0.048	1.27		Algorithm converged.	0.80	2.02	0.3040	NE	0.78		Algorithm converged.	0.49	1.25
Investigations	Alanine aminotransferase increased	n/a	495	100.0	3	0.6	498	100.0	1	0.2	3.03		Convergence criterion (GCONV=1E-8) satisfied.	0.31	29.23	0.004		Algorithm converged.	-0.004	0.012	3.02		Algorithm converged.	0.32	28.92	0.3380	NE	0.33		Algorithm converged.	0.03	3.17
Investigations	Amylase increased	n/a	495	100.0	0	0.0	498	100.0	2	0.4		*	Quasi-complete separation of data points detected.				*	WARNING: Negative of Hessian not positive definite.			0.00		Algorithm converged.	0.00	NE	0.9999	NE	>999.99		Algorithm converged.	0.00	NE
Investigations	Aspartate aminotransferase increased	n/a	495	100.0	1	0.2	498	100.0	0	0.0		*	Quasi-complete separation of data points detected.				*	WARNING: Negative of Hessian not positive definite.			NE		Algorithm converged.	NE	NE	NE	NE	NE		Algorithm converged.	NE	NE
Investigations	Blood alkaline phosphatase	n/a	495	100.0	1	0.2	498	100.0	0	0.0		*	Quasi-complete separation of data points detected.				*	WARNING: Negative of Hessian not positive definite.			NE		Algorithm converged.	NE	NE	NE	NE	NE		Algorithm converged.	NE	NE
Investigations	Blood creatinine increased	n/a	495	100.0	0	0.0	498	100.0	1	0.2		*	Quasi-complete separation of data points detected.				*	WARNING: Negative of Hessian not positive definite.			0.00		Algorithm converged.	0.00	NE	0.9999	NE	>999.99		Algorithm converged.	0.00	NE
Investigations	Blood culture positive	n/a	495	100.0	0	0.0	498	100.0	1	0.2		*	Quasi-complete separation of data points detected.				*	WARNING: Negative of Hessian not positive definite.			0.00		Algorithm converged.	0.00	NE	0.9999	NE	>999.99		Algorithm converged.	0.00	NE
Investigations	Blood glucose increased	n/a	495	100.0	1	0.2	498	100.0	0	0.0		*	Quasi-complete separation of data points detected.				*	WARNING: Negative of Hessian not positive definite.			NE		Algorithm converged.	NE	NE	NE	NE	NE		Algorithm converged.	NE	NE
Investigations	Blood triglycerides increased	n/a	495	100.0	0	0.0	498	100.0	1	0.2		*	Quasi-complete separation of data points detected.				*	WARNING: Negative of Hessian not positive definite.			0.00		Algorithm converged.	0.00	NE	0.9999	NE	>999.99		Algorithm converged.	0.00	NE
Investigations	C-reactive protein increased	n/a	495	100.0	1	0.2	498	100.0	0	0.0		*	Quasi-complete separation of data points detected.				*	WARNING: Negative of Hessian not positive definite.			NE		Algorithm converged.	NE	NE	NE	NE	NE		Algorithm converged.	NE	NE
Investigations	Coronavirus test positive	n/a	495	100.0	1	0.2	498	100.0	0	0.0		*	Quasi-complete separation of data points detected.				*	WARNING: Negative of Hessian not positive definite.			NE		Algorithm converged.	NE	NE	NE	NE	NE		Algorithm converged.	NE	NE
Investigations	Ejection fraction decreased	n/a	495	100.0	1	0.2	498	100.0	1	0.2	1.01		Convergence criterion (GCONV=1E-8) satisfied.	0.06	16.13	0.000		Algorithm converged.	-0.006	0.006	1.01		Algorithm converged.	0.06	16.04	0.9966	NE	0.99		Algorithm converged.	0.06	15.85
Investigations	Gamma-glutamyltransferase increased	n/a	495	100.0	3	0.6	498	100.0	3	0.6	1.01		Convergence criterion (GCONV=1E-8) satisfied.	0.20	5.01	0.000		Algorithm converged.	-0.010	0.010	1.01		Algorithm converged.	0.20	4.96	0.9941	NE	0.99		Algorithm converged.	0.20	4.90
Investigations	Lipase increased	n/a	495	100.0	2	0.4	498	100.0	2	0.4	1.01		Convergence criterion (GCONV=1E-8) satisfied.	0.14	7.17	0.000		Algorithm converged.	-0.008	0.008	1.01		Algorithm converged.	0.14	7.11	0.9952	NE	0.99		Algorithm converged.	0.14	7.03
Investigations	Liver function test increased	n/a	495	100.0	1	0.2	498	100.0	0	0.0		*	Quasi-complete separation of data points detected.				*	WARNING: Negative of Hessian not positive definite.			NE		Algorithm converged.	NE	NE	NE	NE	NE		Algorithm converged.	NE	NE
Investigations	Lymphocyte count decreased	n/a	495	100.0	16	3.2	498	100.0	9	1.8	1.81		Convergence criterion (GCONV=1E-8) satisfied.	0.79	4.15	0.014		Algorithm converged.	-0.005	0.034	1.79		Algorithm converged.	0.80	4.01	0.1580	NE	0.56		Algorithm converged.	0.25	1.25
Investigations	Neutrophil count decreased	n/a	495	100.0	11	2.2	498	100.0	12	2.4	0.92		Convergence criterion (GCONV=1E-8) satisfied.	0.40	2.11	-0.002		Algorithm converged.	-0.021	0.017	0.92		Algorithm converged.	0.41	2.07	0.8444	NE	1.08		Algorithm converged.	0.48	2.43
Investigations	Oxygen saturation decreased	n/a	495	100.0	0	0.0	498	100.0	1	0.2		*	Quasi-complete separation of data points detected.				*	WARNING: Negative of Hessian not positive definite.			0.00		Algorithm converged.	0.00	NE	0.9999	NE	>999.99		Algorithm converged.	0.00	NE
Investigations	Platelet count decreased	n/a	495	100.0	14	2.8	498	100.0	7	1.4	2.04		Convergence criterion (GCONV=1E-8) satisfied.	0.82	5.10	0.014		Algorithm converged.	-0.004	0.032	2.01		Algorithm converged.	0.82	4.94	0.1273	NE	0.50		Algorithm converged.	0.20	1.22
Investigations	Troponin I increased	n/a	495	100.0	0	0.0	498	100.0	1	0.2		*	Quasi-complete separation of data points detected.				*	WARNING: Negative of Hessian not positive definite.			0.00		Algorithm converged.	0.00	NE	0.9999	NE	>999.99		Algorithm converged.	0.00	NE
Investigations	Troponin T increased	n/a	495	100.0	1	0.2	498	100.0	0	0.0		*	Quasi-complete separation of data points detected.				*	WARNING: Negative of Hessian not positive definite.			NE		Algorithm converged.	NE	NE	NE	NE	NE		Algorithm converged.	NE	NE
Investigations	Weight decreased	n/a	495	100.0	4	0.8	498	100.0	2	0.4	2.02		Convergence criterion (GCONV=1E-8) satisfied.	0.37	11.08	0.004		Algorithm converged.	-0.006	0.014	2.01		Algorithm converged.	0.37	10.94	0.4182	NE	0.50		Algorithm converged.	0.09	2.70
Investigations	Weight increased	n/a	495	100.0	1	0.2	498	100.0	3	0.6	0.33		Convergence criterion (GCONV=1E-8) satisfied.	0.03	3.22	-0.004		Algorithm converged.	-0.012	0.004	0.34		Algorithm converged.	0.04	3.21	0.3433	NE	2.98		Algorithm converged.	0.31	28.57
Investigations	White blood cell count decreased	n/a	495	100.0	20	4.0	498	100.0	17	3.4	1.19		Convergence criterion (GCONV=1E-8) satisfied.	0.62	2.30	0.006		Algorithm converged.	-0.017	0.030	1.18		Algorithm converged.	0.63	2.23	0.6026	NE	0.84		Algorithm converged.	0.45	1.59
Investigations	White blood cell count increased	n/a	495	100.0	1	0.2	498	100.0	0	0.0		*	Quasi-complete separation of data points detected.				*	WARNING: Negative of Hessian not positive definite.			NE		Algorithm converged.	NE	NE	NE	NE	NE		Algorithm converged.	NE	NE
Metabolism and nutrition disorders		n/a	495	100.0	42	8.5	498	100.0	39	7.8	1.09		Convergence criterion (GCONV=1E-8) satisfied.	0.69	1.72	0.007		Algorithm converged.	-0.028	0.041	1.08		Algorithm converged.	0.71	1.65	0.7069	NE	0.92		Algorithm converged.	0.61	1.40
Metabolism and nutrition disorders	Decreased appetite	n/a	495	100.0	5	1.0	498	100.0	3	0.6	1.68		Convergence criterion (GCONV=1E-8) satisfied.	0.40	7.08	0.004		Algorithm converged.	-0.007	0.015	1.68		Algorithm converged.	0.40	6.98	0.4774	NE	0.60		Algorithm converged.	0.14	2.48
Metabolism and nutrition disorders	Dehydration	n/a	495	100.0	2	0.4	498	100.0	3	0.6	0.67		Convergence criterion (GCONV=1E-8) satisfied.	0.11	4.02	-0.002		Algorithm converged.	-0.011	0.007	0.67		Algorithm converged.	0.11	4.00	0.6609	NE	1.49		Algorithm converged.	0.25	8.88
Metabolism and nutrition disorders	Diabetes mellitus	n/a	495	100.0	0	0.0	498	100.0	1	0.2		*	Quasi-complete separation of data points detected.				*	WARNING: Negative of Hessian not positive definite.			0.00		Algorithm converged.	0.00	NE	0.9999	NE	>999.99		Algorithm converged.	0.00	NE
Metabolism and nutrition disorders	Diabetes mellitus inadequate control	n/a	495	100.0	0	0.0	498	100.0	1	0.2		*	Quasi-complete separation of data points detected.				*	WARNING: Negative of Hessian not positive definite.			0.00		Algorithm converged.	0.00	NE	0.9999	NE	>999.99		Algorithm converged.	0.00	NE
Metabolism and nutrition disorders	Glucose tolerance impaired	n/a	495	100.0	1	0.2	498	100.0	0	0.0		*	Quasi-complete separation of data points detected.				*	WARNING: Negative of Hessian not positive definite.			NE		Algorithm converged.	NE	NE	NE	NE	NE		Algorithm converged.	NE	NE
Metabolism and nutrition disorders	Hyperglycaemia	n/a	495	100.0	7	1.4	498	100.0	6	1.2	1.18		Convergence criterion (GCONV=1E-8) satisfied.	0.39	3.53	0.002		Algorithm converged.	-0.012	0.016	1.17		Algorithm converged.	0.40	3.47	0.7719	NE	0.85		Algorithm converged.	0.29	2.52
Metabolism and nutrition disorders	Hyperkalaemia	n/a	495	100.0	0	0.0	498	100.0	2	0.4		*	Quasi-complete separation of data points detected.				*	WARNING: Negative of Hessian not positive definite.			0.00		Algorithm converged.	0.00	NE	0.9999	NE	>999.99		Algorithm converged.	0.00	NE
Metabolism and nutrition disorders	Hypertriglyceridaemia	n/a	495	100.0	1	0.2	498	100.0	1	0.2	1.01		Convergence criterion (GCONV=1E-8) satisfied.	0.06	16.13	0.000		Algorithm converged.	-0.006	0.006	1.01		Algorithm converged.	0.06	16.04	0.9966	NE	0.99		Algorithm converged.	0.06	15.85
Metabolism and nutrition disorders	Hyperuricaemia	n/a	495	100.0	1	0.2	498	100.0	0	0.0		*	Quasi-complete separation of data points detected.				*	WARNING: Negative of Hessian not positive definite.			NE		Algorithm converged.	NE	NE	NE	NE	NE		Algorithm converged.	NE	NE
Metabolism and nutrition disorders	Hypoalbuminaemia	n/a	495	100.0	3	0.6	498	100.0	0	0.0		*	Quasi-complete separation of data points detected.				*	WARNING: The relative Hessian convergence criterion of 21.631637574 is greater than the limit of 0.0001. The convergence is questionable.			NE		Algorithm converged.	NE	NE	NE	NE	NE		Algorithm converged.	NE	NE
Metabolism and nutrition disorders	Hypocalcaemia	n/a	495	100.0	1	0.2	498	100.0	2	0.4	0.50		Convergence criterion (GCONV=1E-8) satisfied.	0.05	5.55	-0.002		Algorithm converged.	-0.009	0.005	0.50		Algorithm converged.	0.05	5.53	0.5743	NE	1.99		Algorithm converged.	0.18	21.85
Metabolism and nutrition disorders	Hypoglycaemia	n/a	495	100.0	1	0.2	498	100.0	1	0.2	1.01		Convergence criterion (GCONV=1E-8) satisfied.	0.06	16.13	0.000		Algorithm converged.	-0.006	0.006	1.01		Algorithm converged.	0.06	16.04	0.9966	NE	0.99		Algorithm converged.	0.06	15.85
Metabolism and nutrition disorders	Hypokalaemia	n/a	495	100.0	11	2.2	498	100.0	10	2.0	1.11		Convergence criterion (GCONV=1E-8) satisfied.	0.47	2.64	0.002		Algorithm converged.	-0.016	0.020	1.11		Algorithm converged.	0.47	2.58	0.8146	NE	0.90		Algorithm converged.	0.39	2.11
Metabolism and nutrition disorders	Hypomagnesaemia	n/a	495	100.0	1	0.2	498	100.0	0	0.0		*	Quasi-complete separation of data points detected.				*	WARNING: Negative of Hessian not positive definite.			NE		Algorithm converged.	NE	NE	NE	NE	NE		Algorithm converged.	NE	NE
Metabolism and nutrition disorders	Hyponatraemia	n/a	495	100.0	7	1.4	498	100.0	9	1.8	0.78		Convergence criterion (GCONV=1E-8) satisfied.	0.29	2.11	-0.004		Algorithm converged.	-0.020	0.012	0.78		Algorithm converged.	0.29	2.08	0.6237	NE	1.28		Algorithm converged.	0.48	3.40
Metabolism and nutrition disorders	Hypophosphataemia	n/a	495	100.0	8	1.6	498	100.0	6	1.2	1.35		Convergence criterion (GCONV=1E-8) satisfied.	0.46	3.91	0.004		Algorithm converged.	-0.011	0.019	1.34		Algorithm converged.	0.47	3.84	0.5839	NE	0.75		Algorithm converged.	0.26	2.13
Metabolism and nutrition disorders	Hypovolaemia	n/a	495	100.0	1	0.2	498	100.0	0	0.0		*	Quasi-complete separation of data points detected.				*	WARNING: Negative of Hessian not positive definite.			NE		Algorithm converged.	NE	NE	NE	NE	NE		Algorithm converged.	NE	NE
Metabolism and nutrition disorders	Malnutrition	n/a	495	100.0	1	0.2	498	100.0	0	0.0		*	Quasi-complete separation of data points detected.				*	WARNING: Negative of Hessian not positive definite.			NE		Algorithm converged.	NE	NE	NE	NE	NE		Algorithm converged.	NE	NE
Metabolism and nutrition disorders	Tumour lysis syndrome	n/a	495	100.0	2	0.4	498	100.0	3	0.6	0.67		Convergence criterion (GCONV=1E-8) satisfied.	0.11	4.02	-0.002		Algorithm converged.	-0.011	0.007	0.67		Algorithm converged.	0.11	4.00	0.6609	NE	1.49		Algorithm converged.	0.25	8.88
Metabolism and nutrition disorders	Vitamin B1 deficiency	n/a	495	100.0	1	0.2	498	100.0	0	0.0		*	Quasi-complete separation of data points detected.				*	WARNING: Negative of Hessian not positive definite.			NE		Algorithm converged.	NE	NE	NE	NE	NE		Algorithm converged.	NE	NE

Musculoskeletal and connective tissue disorders		n/a	495	100.0	2	0.4	498	100.0	9	1.8	0.22		Convergence criterion (GCONV=1E-8) satisfied.	0.05	1.03	-0.014		Algorithm converged.	-0.027	-0.001	0.22		Algorithm converged.	0.05	1.03	0.0545	NE	4.47		Algorithm converged.	0.97	20.60
Musculoskeletal and connective tissue disorders	Back pain	n/a	495	100.0	1	0.2	498	100.0	5	1.0	0.20		Convergence criterion (GCONV=1E-8) satisfied.	0.02	1.71	-0.008		Algorithm converged.	-0.018	0.002	0.20		Algorithm converged.	0.02	1.72	0.1426	NE	4.97		Algorithm converged.	0.58	42.39
Musculoskeletal and connective tissue disorders	Bone pain	n/a	495	100.0	0	0.0	498	100.0	3	0.6		*	Quasi-complete separation of data points detected.				*	WARNING: Negative of Hessian not positive definite.			0.00		Algorithm converged.	0.00	NE	0.9999	NE	>999.99		Algorithm converged.	0.00	NE
Musculoskeletal and connective tissue disorders	Musculoskeletal chest pain	n/a	495	100.0	1	0.2	498	100.0	0	0.0		*	Quasi-complete separation of data points detected.				*	WARNING: Negative of Hessian not positive definite.			NE		Algorithm converged.	NE	NE	NE	NE	NE		Algorithm converged.	NE	NE
Musculoskeletal and connective tissue disorders	Pain in extremity	n/a	495	100.0	0	0.0	498	100.0	1	0.2		*	Quasi-complete separation of data points detected.				*	WARNING: Negative of Hessian not positive definite.			0.00		Algorithm converged.	0.00	NE	0.9999	NE	>999.99		Algorithm converged.	0.00	NE
Neoplasms benign, malignant and unspecified (incl cysts and polyps)		n/a	495	100.0	3	0.6	498	100.0	2	0.4	1.51		Convergence criterion (GCONV=1E-8) satisfied.	0.25	9.09	0.002		Algorithm converged.	-0.007	0.011	1.51		Algorithm converged.	0.25	8.99	0.6514	NE	0.66		Algorithm converged.	0.11	3.95
Neoplasms benign, malignant and unspecified (incl cysts and polyps)	Adenocarcinoma	n/a	495	100.0	0	0.0	498	100.0	1	0.2		*	Quasi-complete separation of data points detected.				*	WARNING: Negative of Hessian not positive definite.			0.00		Algorithm converged.	0.00	NE	0.9999	NE	>999.99		Algorithm converged.	0.00	NE
Neoplasms benign, malignant and unspecified (incl cysts and polyps)	Adenocarcinoma of colon	n/a	495	100.0	1	0.2	498	100.0	0	0.0		*	Quasi-complete separation of data points detected.				*	WARNING: Negative of Hessian not positive definite.			NE		Algorithm converged.	NE	NE	NE	NE	NE		Algorithm converged.	NE	NE
Neoplasms benign, malignant and unspecified (incl cysts and polyps)	Colorectal cancer	n/a	495	100.0	1	0.2	498	100.0	0	0.0		*	Quasi-complete separation of data points detected.				*	WARNING: Negative of Hessian not positive definite.			NE		Algorithm converged.	NE	NE	NE	NE	NE		Algorithm converged.	NE	NE
Neoplasms benign, malignant and unspecified (incl cysts and polyps)	Hodgkin's disease	n/a	495	100.0	0	0.0	498	100.0	1	0.2		*	Quasi-complete separation of data points detected.				*	WARNING: Negative of Hessian not positive definite.			0.00		Algorithm converged.	0.00	NE	0.9999	NE	>999.99		Algorithm converged.	0.00	NE
Neoplasms benign, malignant and unspecified (incl cysts and polyps)	Papillary renal cell carcinoma	n/a	495	100.0	1	0.2	498	100.0	0	0.0		*	Quasi-complete separation of data points detected.				*	WARNING: Negative of Hessian not positive definite.			NE		Algorithm converged.	NE	NE	NE	NE	NE		Algorithm converged.	NE	NE
Nervous system disorders		n/a	495	100.0	17	3.4	498	100.0	23	4.6	0.73		Convergence criterion (GCONV=1E-8) satisfied.	0.39	1.39	-0.012		Algorithm converged.	-0.036	0.013	0.74		Algorithm converged.	0.40	1.37	0.3447	NE	1.34		Algorithm converged.	0.73	2.49
Nervous system disorders	Aphasia	n/a	495	100.0	0	0.0	498	100.0	1	0.2		*	Quasi-complete separation of data points detected.				*	WARNING: Negative of Hessian not positive definite.			0.00		Algorithm converged.	0.00	NE	0.9999	NE	>999.99		Algorithm converged.	0.00	NE
Nervous system disorders	Carotid artery stenosis	n/a	495	100.0	0	0.0	498	100.0	1	0.2		*	Quasi-complete separation of data points detected.				*	WARNING: Negative of Hessian not positive definite.			0.00		Algorithm converged.	0.00	NE	0.9999	NE	>999.99		Algorithm converged.	0.00	NE
Nervous system disorders	Cerebellar ataxia	n/a	495	100.0	1	0.2	498	100.0	0	0.0		*	Quasi-complete separation of data points detected.				*	WARNING: Negative of Hessian not positive definite.			NE		Algorithm converged.	NE	NE	NE	NE	NE		Algorithm converged.	NE	NE
Nervous system disorders	Cerebral infarction	n/a	495	100.0	0	0.0	498	100.0	1	0.2		*	Quasi-complete separation of data points detected.				*	WARNING: Negative of Hessian not positive definite.			0.00		Algorithm converged.	0.00	NE	0.9999	NE	>999.99		Algorithm converged.	0.00	NE
Nervous system disorders	Cerebrovascular accident	n/a	495	100.0	0	0.0	498	100.0	2	0.4		*	Quasi-complete separation of data points detected.				*	WARNING: Negative of Hessian not positive definite.			0.00		Algorithm converged.	0.00	NE	0.9999	NE	>999.99		Algorithm converged.	0.00	NE
Nervous system disorders	Dizziness	n/a	495	100.0	1	0.2	498	100.0	1	0.2	1.01		Convergence criterion (GCONV=1E-8) satisfied.	0.06	16.13	0.000		Algorithm converged.	-0.006	0.006	1.01		Algorithm converged.	0.06	16.04	0.9966	NE	0.99		Algorithm converged.	0.06	15.85
Nervous system disorders	Epilepsy	n/a	495	100.0	0	0.0	498	100.0	1	0.2		*	Quasi-complete separation of data points detected.				*	WARNING: Negative of Hessian not positive definite.			0.00		Algorithm converged.	0.00	NE	0.9999	NE	>999.99		Algorithm converged.	0.00	NE
Nervous system disorders	Headache	n/a	495	100.0	1	0.2	498	100.0	4	0.8	0.25		Convergence criterion (GCONV=1E-8) satisfied.	0.03	2.24	-0.006		Algorithm converged.	-0.015	0.003	0.25		Algorithm converged.	0.03	2.24	0.2163	NE	3.98		Algorithm converged.	0.45	35.45
Nervous system disorders	Hypoaesthesia	n/a	495	100.0	0	0.0	498	100.0	1	0.2		*	Quasi-complete separation of data points detected.				*	WARNING: Negative of Hessian not positive definite.			0.00		Algorithm converged.	0.00	NE	0.9999	NE	>999.99		Algorithm converged.	0.00	NE
Nervous system disorders	Hypotonia	n/a	495	100.0	0	0.0	498	100.0	1	0.2		*	Quasi-complete separation of data points detected.				*	WARNING: Negative of Hessian not positive definite.			0.00		Algorithm converged.	0.00	NE	0.9999	NE	>999.99		Algorithm converged.	0.00	NE
Nervous system disorders	Nervous system disorder	n/a	495	100.0	0	0.0	498	100.0	1	0.2		*	Quasi-complete separation of data points detected.				*	WARNING: Negative of Hessian not positive definite.			0.00		Algorithm converged.	0.00	NE	0.9999	NE	>999.99		Algorithm converged.	0.00	NE
Nervous system disorders	Neuropathy peripheral	n/a	495	100.0	2	0.4	498	100.0	3	0.6	0.67		Convergence criterion (GCONV=1E-8) satisfied.	0.11	4.02	-0.002		Algorithm converged.	-0.011	0.007	0.67		Algorithm converged.	0.11	4.00	0.6609	NE	1.49		Algorithm converged.	0.25	8.88
Nervous system disorders	Paralysis recurrent laryngeal nerve	n/a	495	100.0	1	0.2	498	100.0	0	0.0		*	Quasi-complete separation of data points detected.				*	WARNING: Negative of Hessian not positive definite.			NE		Algorithm converged.	NE	NE	NE	NE	NE		Algorithm converged.	NE	NE
Nervous system disorders	Peripheral motor neuropathy	n/a	495	100.0	2	0.4	498	100.0	0	0.0		*	Quasi-complete separation of data points detected.				*	WARNING: Negative of Hessian not positive definite.			NE		Algorithm converged.	NE	NE	NE	NE	NE		Algorithm converged.	NE	NE
Nervous system disorders	Peripheral sensory neuropathy	n/a	495	100.0	2	0.4	498	100.0	0	0.0		*	Quasi-complete separation of data points detected.				*	ERROR: The mean parameter is either invalid or at a limit of its range for some observations.			NE		Algorithm converged.	NE	NE	NE	NE	NE		Algorithm converged.	NE	NE
Nervous system disorders	Peroneal nerve palsy	n/a	495	100.0	1	0.2	498	100.0	0	0.0		*	Quasi-complete separation of data points detected.				*	WARNING: Negative of Hessian not positive definite.			NE		Algorithm converged.	NE	NE	NE	NE	NE		Algorithm converged.	NE	NE
Nervous system disorders	Polyneuropathy	n/a	495	100.0	1	0.2	498	100.0	0	0.0		*	Quasi-complete separation of data points detected.				*	WARNING: Negative of Hessian not positive definite.			NE		Algorithm converged.	NE	NE	NE	NE	NE		Algorithm converged.	NE	NE
Nervous system disorders	Presyncope	n/a	495	100.0	1	0.2	498	100.0	1	0.2	1.01		Convergence criterion (GCONV=1E-8) satisfied.	0.06	16.13	0.000		Algorithm converged.	-0.006	0.006	1.01		Algorithm converged.	0.06	16.04	0.9966	NE	0.99		Algorithm converged.	0.06	15.85
Nervous system disorders	Spinal cord compression	n/a	495	100.0	1	0.2	498	100.0	0	0.0		*	Quasi-complete separation of data points detected.				*	WARNING: Negative of Hessian not positive definite.			NE		Algorithm converged.	NE	NE	NE	NE	NE		Algorithm converged.	NE	NE
Nervous system disorders	Syncope	n/a	495	100.0	8	1.6	498	100.0	8	1.6	1.01		Convergence criterion (GCONV=1E-8) satisfied.	0.37	2.70	0.000		Algorithm converged.	-0.016	0.016	1.01		Algorithm converged.	0.38	2.66	0.9903	NE	0.99		Algorithm converged.	0.38	2.63
Psychiatric disorders		n/a	495	100.0	6	1.2	498	100.0	2	0.4	3.04		Convergence criterion (GCONV=1E-8) satisfied.	0.61	15.15	0.008		Algorithm converged.	-0.003	0.019	3.02		Algorithm converged.	0.61	14.88	0.1748	NE	0.33		Algorithm converged.	0.07	1.63
Psychiatric disorders	Agitation	n/a	495	100.0	1	0.2	498	100.0	0	0.0		*	Quasi-complete separation of data points detected.				*	WARNING: Negative of Hessian not positive definite.			NE		Algorithm converged.	NE	NE	NE	NE	NE		Algorithm converged.	NE	NE
Psychiatric disorders	Confusional state	n/a	495	100.0	2	0.4	498	100.0	1	0.2	2.02		Convergence criterion (GCONV=1E-8) satisfied.	0.18	22.31	0.002		Algorithm converged.	-0.005	0.009	2.01		Algorithm converged.	0.18	22.12	0.5676	NE	0.50		Algorithm converged.	0.05	5.46
Psychiatric disorders	Depression	n/a	495	100.0	1	0.2	498	100.0	0	0.0		*	Quasi-complete separation of data points detected.				*	WARNING: Negative of Hessian not positive definite.			NE		Algorithm converged.	NE	NE	NE	NE	NE		Algorithm converged.	NE	NE
Psychiatric disorders	Disorientation	n/a	495	100.0	1	0.2	498	100.0	0	0.0		*	Quasi-complete separation of data points detected.				*	WARNING: Negative of Hessian not positive definite.			NE		Algorithm converged.	NE	NE	NE	NE	NE		Algorithm converged.	NE	NE
Psychiatric disorders	Insomnia	n/a	495	100.0	1	0.2	498	100.0	1	0.2	1.01		Convergence criterion (GCONV=1E-8) satisfied.	0.06	16.13	0.000		Algorithm converged.	-0.006	0.006	1.01		Algorithm converged.	0.06	16.04	0.9966	NE	0.99		Algorithm converged.	0.06	15.85
Psychiatric disorders	Mental status changes	n/a	495	100.0	1	0.2	498	100.0	0	0.0		*	Quasi-complete separation of data points detected.				*	WARNING: Negative of Hessian not positive definite.			NE		Algorithm converged.	NE	NE	NE	NE	NE		Algorithm converged.	NE	NE
Renal and urinary disorders		n/a	495	100.0	4	0.8	498	100.0	2	0.4	2.02		Convergence criterion (GCONV=1E-8) satisfied.	0.37	11.08	0.004		Algorithm converged.	-0.006	0.014	2.01		Algorithm converged.	0.37	10.94	0.4182	NE	0.50		Algorithm converged.	0.09	2.70
Renal and urinary disorders	Acute kidney injury	n/a	495	100.0	3	0.6	498	100.0	1	0.2	3.03		Convergence criterion (GCONV=1E-8) satisfied.	0.31	29.23	0.004		Algorithm converged.	-0.004	0.012	3.02		Algorithm converged.	0.32	28.92	0.3380	NE	0.33		Algorithm converged.	0.03	3.17
Renal and urinary disorders	Cystitis noninfective	n/a	495	100.0	0	0.0	498	100.0	1	0.2		*	Quasi-complete separation of data points detected.				*	WARNING: Negative of Hessian not positive definite.			0.00		Algorithm converged.	0.00	NE	0.9999	NE	>999.99		Algorithm converged.	0.00	NE
Renal and urinary disorders	Renal failure	n/a	495	100.0	1	0.2	498	100.0	0	0.0		*	Quasi-complete separation of data points detected.				*	WARNING: Negative of Hessian not positive definite.			NE		Algorithm converged.	NE	NE	NE	NE	NE		Algorithm converged.	NE	NE
Renal and urinary disorders	Urinary retention	n/a	495	100.0	1	0.2	498	100.0	0	0.0		*	Quasi-complete separation of data points detected.				*	WARNING: Negative of Hessian not positive definite.			NE		Algorithm converged.	NE	NE	NE	NE	NE		Algorithm converged.	NE	NE
Reproductive system and breast disorders		n/a	495	100.0	2	0.4	498	100.0	0	0.0		*	Quasi-complete separation of data points detected.				*	ERROR: The mean parameter is either invalid or at a limit of its range for some observations.			NE		Algorithm converged.	NE	NE	NE	NE	NE		Algorithm converged.	NE	NE
Reproductive system and breast disorders	Female genital tract fistula	n/a	495	100.0	1	0.2	498	100.0	0	0.0		*	Quasi-complete separation of data points detected.				*	WARNING: Negative of Hessian not positive definite.			NE		Algorithm converged.	NE	NE	NE	NE	NE		Algorithm converged.	NE	NE
Reproductive system and breast disorders	Uterine pain	n/a	495	100.0	1	0.2	498	100.0	0	0.0		*	Quasi-complete separation of data points detected.				*	WARNING: Negative of Hessian not positive definite.			NE		Algorithm converged.	NE	NE	NE	NE	NE		Algorithm converged.	NE	NE
Respiratory, thoracic and mediastinal disorders		n/a	495	100.0	14	2.8	498	100.0	12	2.4	1.18		Convergence criterion (GCONV=1E-8) satisfied.	0.54	2.57	0.004		Algorithm converged.	-0.016	0.024	1.17		Algorithm converged.	0.55	2.51	0.6799	NE	0.85		Algorithm converged.	0.40	1.82
Respiratory, thoracic and mediastinal disorders	Acute respiratory failure	n/a	495	100.0	0	0.0	498	100.0	1	0.2		*	Quasi-complete separation of data points detected.				*	WARNING: Negative of Hessian not positive definite.			0.00		Algorithm converged.	0.00	NE	0.9999	NE	>999.99		Algorithm converged.	0.00	NE
Respiratory, thoracic and mediastinal disorders	Chronic obstructive pulmonary disease	n/a	495	100.0	0	0.0	498	100.0	1	0.2		*	Quasi-complete separation of data points detected.				*	WARNING: Negative of Hessian not positive definite.			0.00		Algorithm converged.	0.00	NE	0.9999	NE	>999.99		Algorithm converged.	0.00	NE
Respiratory, thoracic and mediastinal disorders	Dyspnoea	n/a	495	100.0	3	0.6	498	100.0	3	0.6	1.01		Convergence criterion (GCONV=1E-8) satisfied.	0.20	5.01	0.000		Algorithm converged.	-0.010	0.010	1.01		Algorithm converged.	0.20	4.96	0.9941	NE	0.99		Algorithm converged.	0.20	4.90
Respiratory, thoracic and mediastinal disorders	Hypoxia	n/a	495	100.0	5	1.0	498	100.0	1	0.2	5.07		Convergence criterion (GCONV=1E-8) satisfied.	0.59	43.57	0.008		Algorithm converged.	-0.002	0.018	5.03		Algorithm converged.	0.59	42.90	0.1396	NE	0.20		Algorithm converged.	0.02	1.70
Respiratory, thoracic and mediastinal disorders	Oropharyngeal pain	n/a	495	100.0	1	0.2	498	100.0	1	0.2	1.01		Convergence criterion (GCONV=1E-8) satisfied.	0.06	16.13	0.000		Algorithm converged.	-0.006	0.006	1.01		Algorithm converged.	0.06	16.04	0.9966	NE	0.99		Algorithm converged.	0.06	15.85
Respiratory, thoracic and mediastinal disorders	Pleural effusion	n/a	495	100.0	0	0.0	498	100.0	1	0.2		*	Quasi-complete separation of data points detected.				*	WARNING: Negative of Hessian not positive definite.			0.00		Algorithm converged.	0.00	NE	0.9999	NE	>999.99		Algorithm converged.	0.00	NE
Respiratory, thoracic and mediastinal disorders	Pneumonitis	n/a	495	100.0	1	0.2	498	100.0	2	0.4	0.50		Convergence criterion (GCONV=1E-8) satisfied.	0.05	5.55	-0.002		Algorithm converged.	-0.009	0.005	0.50		Algorithm converged.	0.05	5.53	0.5743	NE	1.99		Algorithm converged.	0.18	21.85
Respiratory, thoracic and mediastinal disorders	Pulmonary embolism	n/a	495	100.0	3	0.6	498	100.0	2	0.4	1.51		Convergence criterion (GCONV=1E-8) satisfied.	0.25	9.09	0.002		Algorithm converged.	-0.007	0.011	1.51		Algorithm converged.	0.25	8.99	0.6514	NE	0.66		Algorithm converged.	0.11	3.95
Respiratory, thoracic and mediastinal disorders	Pulmonary oedema	n/a	495	100.0	1	0.2	498	100.0	0	0.0		*	Quasi-complete separation of data points detected.				*	WARNING: Negative of Hessian not positive definite.			NE		Algorithm converged.	NE	NE	NE	NE	NE		Algorithm converged.	NE	NE
Respiratory, thoracic and mediastinal disorders	Tachypnoea	n/a	495	100.0	0	0.0	498	100.0	1	0.2		*	Quasi-complete separation of data points detected.				*	WARNING: Negative of Hessian not positive definite.			0.00		Algorithm converged.	0.00	NE	0.9999	NE	>999.99		Algorithm converged.	0.00	NE
Skin and subcutaneous tissue disorders		n/a	495	100.0	6	1.2	498	100.0	5	1.0	1.21		Convergence criterion (GCONV=1E-8) satisfied.	0.37	3.99	0.002		Algorithm converged.	-0.011	0.015	1.21		Algorithm converged.	0.37	3.93	0.7544	NE	0.83		Algorithm converged.	0.25	2.70
Skin and subcutaneous tissue disorders	Alopecia	n/a	495	100.0	0	0.0	498	100.0	1	0.2		*	Quasi-complete separation of data points detected.				*	WARNING: Negative of Hessian not positive definite.			0.00		Algorithm converged.	0.00	NE	0.9999	NE	>999.99		Algorithm converged.	0.00	NE
Skin and subcutaneous tissue disorders	Bullous haemorrhagic dermatosis	n/a	495	100.0	1	0.2	498	100.0	0	0.0		*	Quasi-complete separation of data points detected.				*	WARNING: Negative of Hessian not positive definite.			NE		Algorithm converged.	NE	NE	NE	NE	NE		Algorithm converged.	NE	NE
Skin and subcutaneous tissue disorders	Hyperhidrosis	n/a	495	100.0	0	0.0	498	100.0	1	0.2		*	Quasi-complete separation of data points detected.				*	WARNING: Negative of Hessian not positive definite.			0.00		Algorithm converged.	0.00	NE	0.9999	NE	>999.99		Algorithm converged.	0.00	NE
Skin and subcutaneous tissue disorders	Nail discolouration	n/a	495	100.0	0	0.0	498	100.0	1	0.2		*	Quasi-complete separation of data points detected.				*	WARNING: Negative of Hessian not positive definite.			0.00		Algorithm converged.	0.00	NE	0.9999	NE	>999.99		Algorithm converged.	0.00	NE
Skin and subcutaneous tissue disorders	Pruritus	n/a	495	100.0	0	0.0	498	100.0	1	0.2		*	Quasi-complete separation of data points detected.				*	WARNING: Negative of Hessian not positive definite.			0.00		Algorithm converged.	0.00	NE	0.9999	NE	>999.99		Algorithm converged.	0.00	NE
Skin and subcutaneous tissue disorders	Psoriasis	n/a	495	100.0	1	0.2	498	100.0	0	0.0		*	Quasi-complete separation of data points detected.				*	WARNING: Negative of Hessian not positive definite.			NE		Algorithm converged.	NE	NE	NE	NE	NE		Algorithm converged.	NE	NE
Skin and subcutaneous tissue disorders	Rash	n/a	495	100.0	2	0.4	498	100.0	1	0.2	2.02		Convergence criterion (GCONV=1E-8) satisfied.	0.18	22.31	0.002		Algorithm converged.	-0.005	0.009	2.01		Algorithm converged.	0.18	22.12	0.5676	NE	0.50		Algorithm converged.	0.05	5.46
Skin and subcutaneous tissue disorders	Rash maculo-papular	n/a	495	100.0	1	0.2	498	100.0	0	0.0		*	Quasi-complete separation of data points detected.				*	WARNING: Negative of Hessian not positive definite.			NE		Algorithm converged.	NE	NE	NE	NE	NE		Algorithm converged.	NE	NE
Skin and subcutaneous tissue disorders	Urticaria	n/a	495	100.0	1	0.2	498	100.0	1	0.2	1.01		Convergence criterion (GCONV=1E-8) satisfied.	0.06	16.13	0.000		Algorithm converged.	-0.006	0.006	1.01		Algorithm converged.	0.06	16.04	0.9966	NE	0.99		Algorithm converged.	0.06	15.85
Vascular disorders		n/a	495	100.0	16	3.2	498	100.0	17	3.4	0.95		Convergence criterion (GCONV=1E-8) satisfied.	0.47	1.89	-0.002		Algorithm converged.	-0.024	0.020	0.95		Algorithm converged.	0.48	1.85	0.8734	NE	1.06		Algorithm converged.	0.54	2.07
Vascular disorders	Deep vein thrombosis	n/a	495	100.0	1	0.2	498	100.0	1	0.2	1.01		Convergence criterion (GCONV=1E-8) satisfied.	0.06	16.13	0.000		Algorithm converged.	-0.006	0.006	1.01		Algorithm converged.	0.06	16.04	0.9966	NE	0.99		Algorithm converged.	0.06	15.85
Vascular disorders	Embolism	n/a	495	100.0	1	0.2	498	100.0	1	0.2	1.01		Convergence criterion (GCONV=1E-8) satisfied.	0.06	16.13	0.000		Algorithm converged.	-0.006	0.006	1.01		Algorithm converged.	0.06	16.04	0.9966	NE	0.99		Algorithm converged.	0.06	15.85
Vascular disorders	Hypertension	n/a	495	100.0	9	1.8	498	100.0	13	2.6	0.69		Convergence criterion (GCONV=1E-8) satisfied.	0.29	1.63	-0.008		Algorithm converged.	-0.026	0.010	0.70		Algorithm converged.	0.30	1.61	0.3991	NE	1.44		Algorithm converged.	0.62	3.33
Vascular disorders	Hypotension	n/a	495	100.0	1	0.2	498	100.0	1	0.2	1.01		Convergence criterion (GCONV=1E-8) satisfied.	0.06	16.13	0.000		Algorithm converged.	-0.006	0.006	1.01		Algorithm converged.	0.06	16.04	0.9966	NE	0.99		Algorithm converged.	0.06	15.85
Vascular disorders	Pallor	n/a	495	100.0	0	0.0	498	100.0	1	0.2		*	Quasi-complete separation of data points detected.				*	WARNING: Negative of Hessian not positive definite.			0.00		Algorithm converged.	0.00	NE	0.9999	NE	>999.99		Algorithm converged.	0.00	NE
Vascular disorders	Peripheral coldness	n/a	495	100.0	0	0.0	498	100.0	1	0.2		*	Quasi-complete separation of data points detected.				*	WARNING: Negative of Hessian not positive definite.			0.00		Algorithm converged.	0.00	NE	0.9999	NE	>999.99		Algorithm converged.	0.00	NE
Vascular disorders	Peripheral embolism	n/a	495	100.0	1	0.2	498	100.0	0	0.0		*	Quasi-complete separation of data points detected.				*	WARNING: Negative of Hessian not positive definite.			NE		Algorithm converged.	NE	NE	NE	NE	NE		Algorithm converged.	NE	NE
Vascular disorders	Peripheral ischaemia	n/a	495	100.0	0	0.0	498	100.0	1	0.2		*	Quasi-complete separation of data points detected.				*	WARNING: Negative of Hessian not positive definite.			0.00		Algorithm converged.	0.00	NE	0.9999	NE	>999.99		Algorithm converged.	0.00	NE
Vascular disorders	Systolic hypertension	n/a	495	100.0	1	0.2	498	100.0	0	0.0		*	Quasi-complete separation of data points detected.				*	WARNING: Negative of Hessian not positive definite.			NE		Algorithm converged.	NE	NE	NE	NE	NE		Algorithm converged.	NE	NE
Vascular disorders	Thrombosis	n/a	495	100.0	1	0.2	498	100.0	0	0.0		*	Quasi-complete separation of data points detected.				*	WARNING: Negative of Hessian not positive definite.			NE		Algorithm converged.	NE	NE	NE	NE	NE		Algorithm converged.	NE	NE
Vascular disorders	Venous thrombosis	n/a	495	100.0	1	0.2	498	100.0	0	0.0		*	Quasi-complete separation of data points detected.				*	WARNING: Negative of Hessian not positive definite.			NE		Algorithm converged.	NE	NE	NE	NE	NE		Algorithm converged.	NE	NE

Includes treatment-emergent AEs during AE reporting period only, which is defined as new or worsening AE from the first dose of any study drug through 90 days after the last dose of any study drug or prior to NALT, whichever is earlier.
Only AEs of highest severity are counted.
Test for interaction based on RR (Log-binomial regression)
* indicates convergence problem. Result is uninterpretable.
Clinical cut-off: 15JUN2022

Program: root/clinical_studies/RO5541077/CDPT7884/GO39942/data_analysis/ACE_FINAL_OS/prod/program/t_ae_raw_soc.sas
Output: root/clinical_studies/RO5541077/CDPT7884/GO39942/data_analysis/ACE_FINAL_OS/prod/output/t_ae_raw_soc_sg2_WGR3AE_SE_POOLED_15JUN2022_39942.xls
08FEB2023 18:19

POPULATION: Global and China Extension Population, Safety-Evaluable Population
ENDPOINT: AEs Grade 3
MODEL: Unstratified analysis
STUDY: GO39942
Dichotomous Analysis by Subgroups (Safety)

Age

			Polatuzumab Vedotin + R-CHP (N=495)				R-CHOP (N=498)				Polatuzumab Vedotin + R-CHP vs. R-CHOP																	R-CHOP vs. Polatuzumab Vedotin + R-CHP				
			Patients		Patients with Event		Patients		Patients with Event		Odds Ratio					Absolute Risk Difference					Relative Risk							Relative Risk				
MedDRA System Organ Class	MedDRA Preferred Term	Level	n	%	n	%	n	%	n	%	Odds Ratio		Convergence Reason	95% Lower CL	95% Upper CL	Absolute Risk		Convergence Reason	95% Lower CL	95% Upper CL	Relative Risk		Convergence Reason	95% Lower CL	95% Upper CL	p-value (Wald)	Interaction Test p-value (likelihood ratio)	Relative Risk		Convergence Reason	95% Lower CL	95% Upper CL
Blood and lymphatic system disorders		<= 60	167	33.7	24	14.4	157	31.5	27	17.2	0.81		Convergence criterion (GCONV=1E-8) satisfied.	0.44	1.47	-0.028		Algorithm converged.	-0.108	0.051	0.84		Algorithm converged.	0.50	1.38	0.4858	0.1513	1.20		Algorithm converged.	0.72	1.98
Blood and lymphatic system disorders		> 60	328	66.3	65	19.8	341	68.5	52	15.2	1.37		Convergence criterion (GCONV=1E-8) satisfied.	0.92	2.05	0.046		Algorithm converged.	-0.012	0.103	1.30		Algorithm converged.	0.93	1.81	0.1215		0.77		Algorithm converged.	0.55	1.07
Blood and lymphatic system disorders	Anaemia	<= 60	167	33.7	12	7.2	157	31.5	7	4.5	1.66		Convergence criterion (GCONV=1E-8) satisfied.	0.64	4.33	0.027		Algorithm converged.	-0.023	0.078	1.61		Algorithm converged.	0.65	3.99	0.3020	0.4092	0.62		Algorithm converged.	0.25	1.54
Blood and lymphatic system disorders	Anaemia	> 60	328	66.3	41	12.5	341	68.5	40	11.7	1.08		Convergence criterion (GCONV=1E-8) satisfied.	0.68	1.71	0.008		Algorithm converged.	-0.042	0.057	1.07		Algorithm converged.	0.71	1.60	0.7603		0.94		Algorithm converged.	0.62	1.41
Blood and lymphatic system disorders	Febrile bone marrow aplasia	<= 60	167	33.7	0	0.0	157	31.5	0	0.0	NE			NE	NE	NE		NE	NE	NE	NE		NE	NE	NE	NE	1.0000	NE		NE	NE	NE
Blood and lymphatic system disorders	Febrile bone marrow aplasia	> 60	328	66.3	1	0.3	341	68.5	1	0.3	1.04		Convergence criterion (GCONV=1E-8) satisfied.	0.06	16.69	0.000		Algorithm converged.	-0.008	0.008	1.04		Algorithm converged.	0.07	16.55	0.9780		0.96		Algorithm converged.	0.06	15.31
Blood and lymphatic system disorders	Febrile neutropenia	<= 60	167	33.7	8	4.8	157	31.5	9	5.7	0.83		Convergence criterion (GCONV=1E-8) satisfied.	0.31	2.20	-0.009		Algorithm converged.	-0.058	0.039	0.84		Algorithm converged.	0.33	2.11	0.7043	0.0777	1.20		Algorithm converged.	0.47	3.02
Blood and lymphatic system disorders	Febrile neutropenia	> 60	328	66.3	38	11.6	341	68.5	18	5.3	2.35		Convergence criterion (GCONV=1E-8) satisfied.	1.31	4.21	0.063		Algorithm converged.	0.021	0.105	2.19		Algorithm converged.	1.28	3.77	0.0043		0.46		Algorithm converged.	0.27	0.78
Blood and lymphatic system disorders	Hypofibrinogenaemia	<= 60	167	33.7	0	0.0	157	31.5	0	0.0	NE			NE	NE	NE		NE	NE	NE	NE		NE	NE	NE	NE	NE	NE		NE	NE	NE
Blood and lymphatic system disorders	Hypofibrinogenaemia	> 60	328	66.3	0	0.0	341	68.5	1	0.3		*	Quasi-complete separation of data points detected.				*	ERROR: The mean parameter is either invalid or at a limit of its range for some observations.			0.00		Algorithm converged.	0.00	NE	0.9999		>999.99		Algorithm converged.	0.00	NE
Blood and lymphatic system disorders	Leukopenia	<= 60	167	33.7	4	2.4	157	31.5	4	2.5	0.94		Convergence criterion (GCONV=1E-8) satisfied.	0.23	3.82	-0.002		Algorithm converged.	-0.035	0.032	0.94		Algorithm converged.	0.24	3.69	0.9295	0.3813	1.06		Algorithm converged.	0.27	4.18
Blood and lymphatic system disorders	Leukopenia	> 60	328	66.3	7	2.1	341	68.5	16	4.7	0.44		Convergence criterion (GCONV=1E-8) satisfied.	0.18	1.09	-0.026		Algorithm converged.	-0.053	0.002	0.45		Algorithm converged.	0.19	1.09	0.0777		2.20		Algorithm converged.	0.92	5.27
Blood and lymphatic system disorders	Lymphopenia	<= 60	167	33.7	0	0.0	157	31.5	3	1.9		*	Quasi-complete separation of data points detected.				*	WARNING: The relative Hessian convergence criterion of 10.630677486 is greater than the limit of 0.0001. The convergence is questionable.			0.00		Algorithm converged.	0.00	NE	0.9999	0.0283	>999.99		Algorithm converged.	0.00	NE
Blood and lymphatic system disorders	Lymphopenia	> 60	328	66.3	6	1.8	341	68.5	4	1.2	1.57		Convergence criterion (GCONV=1E-8) satisfied.	0.44	5.61	0.007		Algorithm converged.	-0.012	0.025	1.56		Algorithm converged.	0.44	5.48	0.4881		0.64		Algorithm converged.	0.18	2.25
Blood and lymphatic system disorders	Myelosuppression	<= 60	167	33.7	0	0.0	157	31.5	0	0.0	NE			NE	NE	NE		NE	NE	NE	NE		NE	NE	NE	NE	1.0000	NE		NE	NE	NE
Blood and lymphatic system disorders	Myelosuppression	> 60	328	66.3	1	0.3	341	68.5	1	0.3	1.04		Convergence criterion (GCONV=1E-8) satisfied.	0.06	16.69	0.000		Algorithm converged.	-0.008	0.008	1.04		Algorithm converged.	0.07	16.55	0.9780		0.96		Algorithm converged.	0.06	15.31
Blood and lymphatic system disorders	Neutropenia	<= 60	167	33.7	14	8.4	157	31.5	16	10.2	0.81		Convergence criterion (GCONV=1E-8) satisfied.	0.38	1.71	-0.018		Algorithm converged.	-0.081	0.045	0.82		Algorithm converged.	0.42	1.63	0.5754	0.7201	1.22		Algorithm converged.	0.61	2.41
Blood and lymphatic system disorders	Neutropenia	> 60	328	66.3	25	7.6	341	68.5	27	7.9	0.96		Convergence criterion (GCONV=1E-8) satisfied.	0.54	1.69	-0.003		Algorithm converged.	-0.044	0.038	0.96		Algorithm converged.	0.57	1.62	0.8864		1.04		Algorithm converged.	0.62	1.75
Blood and lymphatic system disorders	Pancytopenia	<= 60	167	33.7	0	0.0	157	31.5	0	0.0	NE			NE	NE	NE		NE	NE	NE	NE		NE	NE	NE	NE	NE	NE		NE	NE	NE
Blood and lymphatic system disorders	Pancytopenia	> 60	328	66.3	1	0.3	341	68.5	0	0.0		*	Quasi-complete separation of data points detected.				*	WARNING: Negative of Hessian not positive definite.			NE		Algorithm converged.	NE	NE	NE		NE		Algorithm converged.	NE	NE
Blood and lymphatic system disorders	Thrombocytopenia	<= 60	167	33.7	2	1.2	157	31.5	3	1.9	0.62		Convergence criterion (GCONV=1E-8) satisfied.	0.10	3.77	-0.007		Algorithm converged.	-0.034	0.020	0.63		Algorithm converged.	0.11	3.70	0.6061	0.8745	1.60		Algorithm converged.	0.27	9.42
Blood and lymphatic system disorders	Thrombocytopenia	> 60	328	66.3	5	1.5	341	68.5	7	2.1	0.74		Convergence criterion (GCONV=1E-8) satisfied.	0.23	2.35	-0.005		Algorithm converged.	-0.025	0.015	0.74		Algorithm converged.	0.24	2.32	0.6081		1.35		Algorithm converged.	0.43	4.20
Cardiac disorders		<= 60	167	33.7	1	0.6	157	31.5	1	0.6	0.94		Convergence criterion (GCONV=1E-8) satisfied.	0.06	15.15	0.000		Algorithm converged.	-0.017	0.017	0.94		Algorithm converged.	0.06	14.90	0.9651	0.9480	1.06		Algorithm converged.	0.07	16.86
Cardiac disorders		> 60	328	66.3	5	1.5	341	68.5	5	1.5	1.04		Convergence criterion (GCONV=1E-8) satisfied.	0.30	3.63	0.001		Algorithm converged.	-0.018	0.019	1.04		Algorithm converged.	0.30	3.56	0.9506		0.96		Algorithm converged.	0.28	3.29
Cardiac disorders	Atrial fibrillation	<= 60	167	33.7	0	0.0	157	31.5	0	0.0	NE			NE	NE	NE		NE	NE	NE	NE		NE	NE	NE	NE	1.0000	NE		NE	NE	NE
Cardiac disorders	Atrial fibrillation	> 60	328	66.3	1	0.3	341	68.5	1	0.3	1.04		Convergence criterion (GCONV=1E-8) satisfied.	0.06	16.69	0.000		Algorithm converged.	-0.008	0.008	1.04		Algorithm converged.	0.07	16.55	0.9780		0.96		Algorithm converged.	0.06	15.31
Cardiac disorders	Cardiac failure congestive	<= 60	167	33.7	0	0.0	157	31.5	0	0.0	NE			NE	NE	NE		NE	NE	NE	NE		NE	NE	NE	NE	NE	NE		NE	NE	NE
Cardiac disorders	Cardiac failure congestive	> 60	328	66.3	0	0.0	341	68.5	2	0.6		*	Quasi-complete separation of data points detected.				*	ERROR: The mean parameter is either invalid or at a limit of its range for some observations.			0.00		Algorithm converged.	0.00	NE	0.9999		>999.99		Algorithm converged.	0.00	NE
Cardiac disorders	Cardiopulmonary failure	<= 60	167	33.7	0	0.0	157	31.5	0	0.0	NE			NE	NE	NE		NE	NE	NE	NE		NE	NE	NE	NE	NE	NE		NE	NE	NE
Cardiac disorders	Cardiopulmonary failure	> 60	328	66.3	1	0.3	341	68.5	0	0.0		*	Quasi-complete separation of data points detected.				*	WARNING: Negative of Hessian not positive definite.			NE		Algorithm converged.	NE	NE	NE		NE		Algorithm converged.	NE	NE
Cardiac disorders	Left ventricular dysfunction	<= 60	167	33.7	0	0.0	157	31.5	0	0.0	NE			NE	NE	NE		NE	NE	NE	NE		NE	NE	NE	NE	1.0000	NE		NE	NE	NE
Cardiac disorders	Left ventricular dysfunction	> 60	328	66.3	1	0.3	341	68.5	1	0.3	1.04		Convergence criterion (GCONV=1E-8) satisfied.	0.06	16.69	0.000		Algorithm converged.	-0.008	0.008	1.04		Algorithm converged.	0.07	16.55	0.9780		0.96		Algorithm converged.	0.06	15.31
Cardiac disorders	Myocardial infarction	<= 60	167	33.7	0	0.0	157	31.5	0	0.0	NE			NE	NE	NE		NE	NE	NE	NE		NE	NE	NE	NE	NE	NE		NE	NE	NE
Cardiac disorders	Myocardial infarction	> 60	328	66.3	1	0.3	341	68.5	0	0.0		*	Quasi-complete separation of data points detected.				*	WARNING: Negative of Hessian not positive definite.			NE		Algorithm converged.	NE	NE	NE		NE		Algorithm converged.	NE	NE
Cardiac disorders	Sinus bradycardia	<= 60	167	33.7	0	0.0	157	31.5	0	0.0	NE			NE	NE	NE		NE	NE	NE	NE		NE	NE	NE	NE	NE	NE		NE	NE	NE
Cardiac disorders	Sinus bradycardia	> 60	328	66.3	0	0.0	341	68.5	1	0.3		*	Quasi-complete separation of data points detected.				*	ERROR: The mean parameter is either invalid or at a limit of its range for some observations.			0.00		Algorithm converged.	0.00	NE	0.9999		>999.99		Algorithm converged.	0.00	NE
Cardiac disorders	Sinus tachycardia	<= 60	167	33.7	1	0.6	157	31.5	1	0.6	0.94		Convergence criterion (GCONV=1E-8) satisfied.	0.06	15.15	0.000		Algorithm converged.	-0.017	0.017	0.94		Algorithm converged.	0.06	14.90	0.9651	0.2905	1.06		Algorithm converged.	0.07	16.86
Cardiac disorders	Sinus tachycardia	> 60	328	66.3	1	0.3	341	68.5	0	0.0		*	Quasi-complete separation of data points detected.				*	WARNING: Negative of Hessian not positive definite.			NE		Algorithm converged.	NE	NE	NE		NE		Algorithm converged.	NE	NE
Cardiac disorders	Tachycardia	<= 60	167	33.7	0	0.0	157	31.5	0	0.0	NE			NE	NE	NE		NE	NE	NE	NE		NE	NE	NE	NE	NE	NE		NE	NE	NE
Cardiac disorders	Tachycardia	> 60	328	66.3	0	0.0	341	68.5	2	0.6		*	Quasi-complete separation of data points detected.				*	ERROR: The mean parameter is either invalid or at a limit of its range for some observations.			0.00		Algorithm converged.	0.00	NE	0.9999		>999.99		Algorithm converged.	0.00	NE
Congenital, familial and genetic disorders		<= 60	167	33.7	0	0.0	157	31.5	0	0.0	NE			NE	NE	NE		NE	NE	NE	NE		NE	NE	NE	NE	NE	NE		NE	NE	NE
Congenital, familial and genetic disorders		> 60	328	66.3	1	0.3	341	68.5	0	0.0		*	Quasi-complete separation of data points detected.				*	WARNING: Negative of Hessian not positive definite.			NE		Algorithm converged.	NE	NE	NE		NE		Algorithm converged.	NE	NE
Congenital, familial and genetic disorders	Pyloric stenosis	<= 60	167	33.7	0	0.0	157	31.5	0	0.0	NE			NE	NE	NE		NE	NE	NE	NE		NE	NE	NE	NE	NE	NE		NE	NE	NE
Congenital, familial and genetic disorders	Pyloric stenosis	> 60	328	66.3	1	0.3	341	68.5	0	0.0		*	Quasi-complete separation of data points detected.				*	WARNING: Negative of Hessian not positive definite.			NE		Algorithm converged.	NE	NE	NE		NE		Algorithm converged.	NE	NE
Ear and labyrinth disorders		<= 60	167	33.7	0	0.0	157	31.5	1	0.6		*	Quasi-complete separation of data points detected.				*	WARNING: The relative Hessian convergence criterion of 22.107627839 is greater than the limit of 0.0001. The convergence is questionable.			0.00		Algorithm converged.	0.00	NE	0.9999	NE	>999.99		Algorithm converged.	0.00	NE
Ear and labyrinth disorders		> 60	328	66.3	0	0.0	341	68.5	0	0.0	NE			NE	NE	NE		NE	NE	NE	NE		NE	NE	NE	NE		NE		NE	NE	NE
Ear and labyrinth disorders	Hypoacusis	<= 60	167	33.7	0	0.0	157	31.5	1	0.6		*	Quasi-complete separation of data points detected.				*	WARNING: The relative Hessian convergence criterion of 22.107627839 is greater than the limit of 0.0001. The convergence is questionable.			0.00		Algorithm converged.	0.00	NE	0.9999	NE	>999.99		Algorithm converged.	0.00	NE
Ear and labyrinth disorders	Hypoacusis	> 60	328	66.3	0	0.0	341	68.5	0	0.0	NE			NE	NE	NE		NE	NE	NE	NE		NE	NE	NE	NE		NE		NE	NE	NE
Eye disorders		<= 60	167	33.7	1	0.6	157	31.5	0	0.0		*	Quasi-complete separation of data points detected.				*	WARNING: Negative of Hessian not positive definite.			NE		Algorithm converged.	NE	NE	NE	1.0000	NE		Algorithm converged.	NE	NE
Eye disorders		> 60	328	66.3	2	0.6	341	68.5	0	0.0		*	Quasi-complete separation of data points detected.				*	WARNING: Negative of Hessian not positive definite.			NE		Algorithm converged.	NE	NE	NE		NE		Algorithm converged.	NE	NE
Eye disorders	Angle closure glaucoma	<= 60	167	33.7	0	0.0	157	31.5	0	0.0	NE			NE	NE	NE		NE	NE	NE	NE		NE	NE	NE	NE	NE	NE		NE	NE	NE
Eye disorders	Angle closure glaucoma	> 60	328	66.3	1	0.3	341	68.5	0	0.0		*	Quasi-complete separation of data points detected.				*	WARNING: Negative of Hessian not positive definite.			NE		Algorithm converged.	NE	NE	NE		NE		Algorithm converged.	NE	NE
Eye disorders	Cataract	<= 60	167	33.7	1	0.6	157	31.5	0	0.0		*	Quasi-complete separation of data points detected.				*	WARNING: Negative of Hessian not positive definite.			NE		Algorithm converged.	NE	NE	NE	NE	NE		Algorithm converged.	NE	NE
Eye disorders	Cataract	> 60	328	66.3	0	0.0	341	68.5	0	0.0	NE			NE	NE	NE		NE	NE	NE	NE		NE	NE	NE	NE		NE		NE	NE	NE
Eye disorders	Rhegmatogenous retinal detachment	<= 60	167	33.7	0	0.0	157	31.5	0	0.0	NE			NE	NE	NE		NE	NE	NE	NE		NE	NE	NE	NE	NE	NE		NE	NE	NE
Eye disorders	Rhegmatogenous retinal detachment	> 60	328	66.3	1	0.3	341	68.5	0	0.0		*	Quasi-complete separation of data points detected.				*	WARNING: Negative of Hessian not positive definite.			NE		Algorithm converged.	NE	NE	NE		NE		Algorithm converged.	NE	NE
Gastrointestinal disorders		<= 60	167	33.7	9	5.4	157	31.5	9	5.7	0.94		Convergence criterion (GCONV=1E-8) satisfied.	0.36	2.42	-0.003		Algorithm converged.	-0.053	0.047	0.94		Algorithm converged.	0.38	2.31	0.8928	0.4038	1.06		Algorithm converged.	0.43	2.61
Gastrointestinal disorders		> 60	328	66.3	31	9.5	341	68.5	22	6.5	1.51		Convergence criterion (GCONV=1E-8) satisfied.	0.86	2.67	0.030		Algorithm converged.	-0.011	0.071	1.46		Algorithm converged.	0.87	2.48	0.1540		0.68		Algorithm converged.	0.40	1.15
Gastrointestinal disorders	Abdominal distension	<= 60	167	33.7	0	0.0	157	31.5	0	0.0	NE			NE	NE	NE		NE	NE	NE	NE		NE	NE	NE	NE	NE	NE		NE	NE	NE
Gastrointestinal disorders	Abdominal distension	> 60	328	66.3	0	0.0	341	68.5	1	0.3		*	Quasi-complete separation of data points detected.				*	ERROR: The mean parameter is either invalid or at a limit of its range for some observations.			0.00		Algorithm converged.	0.00	NE	0.9999		>999.99		Algorithm converged.	0.00	NE
Gastrointestinal disorders	Abdominal pain	<= 60	167	33.7	2	1.2	157	31.5	4	2.5	0.46		Convergence criterion (GCONV=1E-8) satisfied.	0.08	2.57	-0.014		Algorithm converged.	-0.043	0.016	0.47		Algorithm converged.	0.09	2.53	0.3794	0.7562	2.13		Algorithm converged.	0.40	11.45
Gastrointestinal disorders	Abdominal pain	> 60	328	66.3	2	0.6	341	68.5	3	0.9	0.69		Convergence criterion (GCONV=1E-8) satisfied.	0.11	4.16	-0.003		Algorithm converged.	-0.016	0.010	0.69		Algorithm converged.	0.12	4.12	0.6869		1.44		Algorithm converged.	0.24	8.58
Gastrointestinal disorders	Abdominal pain upper	<= 60	167	33.7	0	0.0	157	31.5	0	0.0	NE			NE	NE	NE		NE	NE	NE	NE		NE	NE	NE	NE	NE	NE		NE	NE	NE
Gastrointestinal disorders	Abdominal pain upper	> 60	328	66.3	0	0.0	341	68.5	1	0.3		*	Quasi-complete separation of data points detected.				*	ERROR: The mean parameter is either invalid or at a limit of its range for some observations.			0.00		Algorithm converged.	0.00	NE	0.9999		>999.99		Algorithm converged.	0.00	NE
Gastrointestinal disorders	Anal fistula	<= 60	167	33.7	0	0.0	157	31.5	0	0.0	NE			NE	NE	NE		NE	NE	NE	NE		NE	NE	NE	NE	1.0000	NE		NE	NE	NE
Gastrointestinal disorders	Anal fistula	> 60	328	66.3	1	0.3	341	68.5	1	0.3	1.04		Convergence criterion (GCONV=1E-8) satisfied.	0.06	16.69	0.000		Algorithm converged.	-0.008	0.008	1.04		Algorithm converged.	0.07	16.55	0.9780		0.96		Algorithm converged.	0.06	15.31
Gastrointestinal disorders	Anal stenosis	<= 60	167	33.7	0	0.0	157	31.5	0	0.0	NE			NE	NE	NE		NE	NE	NE	NE		NE	NE	NE	NE	NE	NE		NE	NE	NE
Gastrointestinal disorders	Anal stenosis	> 60	328	66.3	0	0.0	341	68.5	1	0.3		*	Quasi-complete separation of data points detected.				*	ERROR: The mean parameter is either invalid or at a limit of its range for some observations.			0.00		Algorithm converged.	0.00	NE	0.9999		>999.99		Algorithm converged.	0.00	NE
Gastrointestinal disorders	Colitis	<= 60	167	33.7	1	0.6	157	31.5	0	0.0		*	Quasi-complete separation of data points detected.				*	ERROR: Error in computing the link function, its derivatives, or the variance function.			NE		Algorithm converged.	NE	NE	NE	0.1018	NE		Algorithm converged.	NE	NE
Gastrointestinal disorders	Colitis	> 60	328	66.3	0	0.0	341	68.5	1	0.3		*	Quasi-complete separation of data points detected.				*	ERROR: The mean parameter is either invalid or at a limit of its range for some observations.			0.00		Algorithm converged.	0.00	NE	0.9999		>999.99		Algorithm converged.	0.00	NE
Gastrointestinal disorders	Constipation	<= 60	167	33.7	0	0.0	157	31.5	0	0.0	NE			NE	NE	NE		NE	NE	NE	NE		NE	NE	NE	NE	1.0000	NE		NE	NE	NE
Gastrointestinal disorders	Constipation	> 60	328	66.3	4	1.2	341	68.5	1	0.3	4.20		Convergence criterion (GCONV=1E-8) satisfied.	0.47	37.75	0.009		Algorithm converged.	-0.004	0.022	4.16		Algorithm converged.	0.47	37.01	0.2013		0.24		Algorithm converged.	0.03	2.14
Gastrointestinal disorders	Diarrhoea	<= 60	167	33.7	3	1.8	157	31.5	2	1.3	1.42		Convergence criterion (GCONV=1E-8) satisfied.	0.23	8.60	0.005		Algorithm converged.	-0.021	0.032	1.41		Algorithm converged.	0.24	8.33	0.7044	0.5563	0.71		Algorithm converged.	0.12	4.19
Gastrointestinal disorders	Diarrhoea	> 60	328	66.3	15	4.6	341	68.5	6	1.8	2.68		Convergence criterion (GCONV=1E-8) satisfied.	1.03	6.98	0.028		Algorithm converged.	0.002	0.055	2.60		Algorithm converged.	1.02	6.62	0.0452		0.38		Algorithm converged.	0.15	0.98
Gastrointestinal disorders	Dysphagia	<= 60	167	33.7	0	0.0	157	31.5	0	0.0	NE			NE	NE	NE		NE	NE	NE	NE		NE	NE	NE	NE	NE	NE		NE	NE	NE
Gastrointestinal disorders	Dysphagia	> 60	328	66.3	0	0.0	341	68.5	1	0.3		*	Quasi-complete separation of data points detected.				*	ERROR: The mean parameter is either invalid or at a limit of its range for some observations.			0.00		Algorithm converged.	0.00	NE	0.9999		>999.99		Algorithm converged.	0.00	NE
Gastrointestinal disorders	Enteritis	<= 60	167	33.7	0	0.0	157	31.5	0	0.0	NE			NE	NE	NE		NE	NE	NE	NE		NE	NE	NE	NE	NE	NE		NE	NE	NE
Gastrointestinal disorders	Enteritis	> 60	328	66.3	1	0.3	341	68.5	0	0.0		*	Quasi-complete separation of data points detected.				*	WARNING: Negative of Hessian not positive definite.			NE		Algorithm converged.	NE	NE	NE		NE		Algorithm converged.	NE	NE
Gastrointestinal disorders	Epigastric discomfort	<= 60	167	33.7	1	0.6	157	31.5	0	0.0		*	Quasi-complete separation of data points detected.				*	WARNING: Negative of Hessian not positive definite.			NE		Algorithm converged.	NE	NE	NE	NE	NE		Algorithm converged.	NE	NE
Gastrointestinal disorders	Epigastric discomfort	> 60	328	66.3	0	0.0	341	68.5	0	0.0	NE			NE	NE	NE		NE	NE	NE	NE		NE	NE	NE	NE		NE		NE	NE	NE
Gastrointestinal disorders	Gastrointestinal haemorrhage	<= 60	167	33.7	0	0.0	157	31.5	1	0.6		*	Quasi-complete separation of data points detected.				*	WARNING: The relative Hessian convergence criterion of 22.107627839 is greater than the limit of 0.0001. The convergence is questionable.			0.00		Algorithm converged.	0.00	NE	0.9999	0.2905	>999.99		Algorithm converged.	0.00	NE
Gastrointestinal disorders	Gastrointestinal haemorrhage	> 60	328	66.3	1	0.3	341	68.5	1	0.3	1.04		Convergence criterion (GCONV=1E-8) satisfied.	0.06	16.69	0.000		Algorithm converged.	-0.008	0.008	1.04		Algorithm converged.	0.07	16.55	0.9780		0.96		Algorithm converged.	0.06	15.31
Gastrointestinal disorders	Gastrooesophageal reflux disease	<= 60	167	33.7	0	0.0	157	31.5	0	0.0	NE			NE	NE	NE		NE	NE	NE	NE		NE	NE	NE	NE	NE	NE		NE	NE	NE
Gastrointestinal disorders	Gastrooesophageal reflux disease	> 60	328	66.3	1	0.3	341	68.5	0	0.0		*	Quasi-complete separation of data points detected.				*	WARNING: Negative of Hessian not positive definite.			NE		Algorithm converged.	NE	NE	NE		NE		Algorithm converged.	NE	NE
Gastrointestinal disorders	Haemorrhoidal haemorrhage	<= 60	167	33.7	0	0.0	157	31.5	0	0.0	NE			NE	NE	NE		NE	NE	NE	NE		NE	NE	NE	NE	NE	NE		NE	NE	NE
Gastrointestinal disorders	Haemorrhoidal haemorrhage	> 60	328	66.3	1	0.3	341	68.5	0	0.0		*	Quasi-complete separation of data points detected.				*	WARNING: The relative Hessian convergence criterion of 50.209912281 is greater than the limit of 0.0001. The convergence is questionable.			NE		Algorithm converged.	NE	NE	NE		NE		Algorithm converged.	NE	NE
Gastrointestinal disorders	Ileus	<= 60	167	33.7	0	0.0	157	31.5	0	0.0	NE			NE	NE	NE		NE	NE	NE	NE		NE	NE	NE	NE	NE	NE		NE	NE	NE
Gastrointestinal disorders	Ileus	> 60	328	66.3	1	0.3	341	68.5	0	0.0		*	Quasi-complete separation of data points detected.				*	WARNING: Negative of Hessian not positive definite.			NE		Algorithm converged.	NE	NE	NE		NE		Algorithm converged.	NE	NE
Gastrointestinal disorders	Impaired gastric emptying	<= 60	167	33.7	0	0.0	157	31.5	1	0.6		*	Quasi-complete separation of data points detected.				*	WARNING: The relative Hessian convergence criterion of 22.107627839 is greater than the limit of 0.0001. The convergence is questionable.			0.00		Algorithm converged.	0.00	NE	0.9999	NE	>999.99		Algorithm converged.	0.00	NE
Gastrointestinal disorders	Impaired gastric emptying	> 60	328	66.3	0	0.0	341	68.5	0	0.0	NE			NE	NE	NE		NE	NE	NE	NE		NE	NE	NE	NE		NE		NE	NE	NE
Gastrointestinal disorders	Intestinal obstruction	<= 60	167	33.7	0	0.0	157	31.5	0	0.0	NE			NE	NE	NE		NE	NE	NE	NE		NE	NE	NE	NE	1.0000	NE		NE	NE	NE
Gastrointestinal disorders	Intestinal obstruction	> 60	328	66.3	1	0.3	341	68.5	1	0.3	1.04		Convergence criterion (GCONV=1E-8) satisfied.	0.06	16.69	0.000		Algorithm converged.	-0.008	0.008	1.04		Algorithm converged.	0.07	16.55	0.9780		0.96		Algorithm converged.	0.06	15.31
Gastrointestinal disorders	Intestinal perforation	<= 60	167	33.7	1	0.6	157	31.5	0	0.0		*	Quasi-complete separation of data points detected.				*	ERROR: Error in computing the link function, its derivatives, or the variance function.			NE		Algorithm converged.	NE	NE	NE	NE	NE		Algorithm converged.	NE	NE
Gastrointestinal disorders	Intestinal perforation	> 60	328	66.3	0	0.0	341	68.5	0	0.0	NE			NE	NE	NE		NE	NE	NE	NE		NE	NE	NE	NE		NE		NE	NE	NE
Gastrointestinal disorders	Large intestinal haemorrhage	<= 60	167	33.7	0	0.0	157	31.5	0	0.0	NE			NE	NE	NE		NE	NE	NE	NE		NE	NE	NE	NE	NE	NE		NE	NE	NE
Gastrointestinal disorders	Large intestinal haemorrhage	> 60	328	66.3	1	0.3	341	68.5	0	0.0		*	Quasi-complete separation of data points detected.				*	WARNING: Negative of Hessian not positive definite.			NE		Algorithm converged.	NE	NE	NE		NE		Algorithm converged.	NE	NE
Gastrointestinal disorders	Nausea	<= 60	167	33.7	3	1.8	157	31.5	0	0.0		*	Quasi-complete separation of data points detected.				*	WARNING: Negative of Hessian not positive definite.			NE		Algorithm converged.	NE	NE	NE	0.1020	NE		Algorithm converged.	NE	NE
Gastrointestinal disorders	Nausea	> 60	328	66.3	2	0.6	341	68.5	2	0.6	1.04		Convergence criterion (GCONV=1E-8) satisfied.	0.15	7.42	0.000		Algorithm converged.	-0.011	0.012	1.04		Algorithm converged.	0.15	7.34	0.9689		0.96		Algorithm converged.	0.14	6.79
Gastrointestinal disorders	Neutropenic colitis	<= 60	167	33.7	0	0.0	157	31.5	0	0.0	NE			NE	NE	NE		NE	NE	NE	NE		NE	NE	NE	NE	NE	NE		NE	NE	NE
Gastrointestinal disorders	Neutropenic colitis	> 60	328	66.3	1	0.3	341	68.5	0	0.0		*	Quasi-complete separation of data points detected.				*	WARNING: Negative of Hessian not positive definite.			NE		Algorithm converged.	NE	NE	NE		NE		Algorithm converged.	NE	NE
Gastrointestinal disorders	Pancreatitis	<= 60	167	33.7	0	0.0	157	31.5	1	0.6		*	Quasi-complete separation of data points detected.				*	WARNING: The relative Hessian convergence criterion of 22.107627762 is greater than the limit of 0.0001. The convergence is questionable.			0.00		Algorithm converged.	0.00	NE	0.9999	0.0897	>999.99		Algorithm converged.	0.00	NE
Gastrointestinal disorders	Pancreatitis	> 60	328	66.3	1	0.3	341	68.5	0	0.0		*	Quasi-complete separation of data points detected.				*	WARNING: Negative of Hessian not positive definite.			NE		Algorithm converged.	NE	NE	NE		NE		Algorithm converged.	NE	NE
Gastrointestinal disorders	Small intestinal obstruction	<= 60	167	33.7	0	0.0	157	31.5	0	0.0	NE			NE	NE	NE		NE	NE	NE	NE		NE	NE	NE	NE	NE	NE		NE	NE	NE
Gastrointestinal disorders	Small intestinal obstruction	> 60	328	66.3	0	0.0	341	68.5	5	1.5		*	Quasi-complete separation of data points detected.				*	ERROR: The mean parameter is either invalid or at a limit of its range for some observations.			0.00		Algorithm converged.	0.00	NE	0.9999		>999.99		Algorithm converged.	0.00	NE
Gastrointestinal disorders	Small intestinal perforation	<= 60	167	33.7	0	0.0	157	31.5	0	0.0	NE			NE	NE	NE		NE	NE	NE	NE		NE	NE	NE	NE	NE	NE		NE	NE	NE
Gastrointestinal disorders	Small intestinal perforation	> 60	328	66.3	0	0.0	341	68.5	1	0.3		*	Quasi-complete separation of data points detected.				*	ERROR: The mean parameter is either invalid or at a limit of its range for some observations.			0.00		Algorithm converged.	0.00	NE	0.9999		>999.99		Algorithm converged.	0.00	NE
Gastrointestinal disorders	Stomatitis	<= 60	167	33.7	0	0.0	157	31.5	0	0.0	NE			NE	NE	NE		NE	NE	NE	NE		NE	NE	NE	NE	1.0000	NE		NE	NE	NE
Gastrointestinal disorders	Stomatitis	> 60	328	66.3	2	0.6	341	68.5	1	0.3	2.09		Convergence criterion (GCONV=1E-8) satisfied.	0.19	23.11	0.003		Algorithm converged.	-0.007	0.013	2.08		Algorithm converged.	0.19	22.82	0.5493		0.48		Algorithm converged.	0.04	5.28
Gastrointestinal disorders	Subileus	<= 60	167	33.7	0	0.0	157	31.5	0	0.0	NE			NE	NE	NE		NE	NE	NE	NE		NE	NE	NE	NE	1.0000	NE		NE	NE	NE
Gastrointestinal disorders	Subileus	> 60	328	66.3	1	0.3	341	68.5	1	0.3	1.04		Convergence criterion (GCONV=1E-8) satisfied.	0.06	16.69	0.000		Algorithm converged.	-0.008	0.008	1.04		Algorithm converged.	0.07	16.55	0.9780		0.96		Algorithm converged.	0.06	15.31
Gastrointestinal disorders	Tooth loss	<= 60	167	33.7	0	0.0	157	31.5	0	0.0	NE			NE	NE	NE		NE	NE	NE	NE		NE	NE	NE	NE	1.0000	NE		NE	NE	NE
Gastrointestinal disorders	Tooth loss	> 60	328	66.3	1	0.3	341	68.5	1	0.3	1.04		Convergence criterion (GCONV=1E-8) satisfied.	0.06	16.69	0.000		Algorithm converged.	-0.008	0.008	1.04		Algorithm converged.	0.07	16.55	0.9780		0.96		Algorithm converged.	0.06	15.31
Gastrointestinal disorders	Upper gastrointestinal haemorrhage	<= 60	167	33.7	1	0.6	157	31.5	0	0.0		*	Quasi-complete separation of data points detected.				*	WARNING: Negative of Hessian not positive definite.			NE		Algorithm converged.	NE	NE	NE	NE	NE		Algorithm converged.	NE	NE
Gastrointestinal disorders	Upper gastrointestinal haemorrhage	> 60	328	66.3	0	0.0	341	68.5	0	0.0	NE			NE	NE	NE		NE	NE	NE	NE		NE	NE	NE	NE		NE		NE	NE	NE
Gastrointestinal disorders	Vomiting	<= 60	167	33.7	2	1.2	157	31.5	0	0.0		*	Quasi-complete separation of data points detected.				*	ERROR: The mean parameter is either invalid or at a limit of its range for some observations.			NE		Algorithm converged.	NE	NE	NE	0.1445	NE		Algorithm converged.	NE	NE
Gastrointestinal disorders	Vomiting	> 60	328	66.3	3	0.9	341	68.5	3	0.9	1.04		Convergence criterion (GCONV=1E-8) satisfied.	0.21	5.19	0.000		Algorithm converged.	-0.014	0.015	1.04		Algorithm converged.	0.21	5.11	0.9619		0.96		Algorithm converged.	0.20	4.73
General disorders and administration site conditions		<= 60	167	33.7	10	6.0	157	31.5	6	3.8	1.60		Convergence criterion (GCONV=1E-8) satisfied.	0.57	4.52	0.022		Algorithm converged.	-0.025	0.069	1.57		Algorithm converged.	0.58	4.21	0.3732	0.2745	0.64		Algorithm converged.	0.24	1.71
General disorders and administration site conditions		> 60	328	66.3	14	4.3	341	68.5	18	5.3	0.80		Convergence criterion (GCONV=1E-8) satisfied.	0.39	1.64	-0.010		Algorithm converged.	-0.042	0.022	0.81		Algorithm converged.	0.41	1.60	0.5414		1.24		Algorithm converged.	0.63	2.45

General disorders and administration site conditions	Asthenia	<= 60	167	33.7	3	1.8	157	31.5	1	0.6	2.85		Convergence criterion (GCONV=1E-8) satisfied.	0.29	27.72	0.012		Algorithm converged.	-0.012	0.035	2.82		Algorithm converged.	0.30	26.83	0.3670	0.8086	0.35		Algorithm converged.	0.04	3.37
General disorders and administration site conditions	Asthenia	> 60	328	66.3	4	1.2	341	68.5	1	0.3	4.20		Convergence criterion (GCONV=1E-8) satisfied.	0.47	37.75	0.009		Algorithm converged.	-0.004	0.022	4.16		Algorithm converged.	0.47	37.01	0.2013		0.24		Algorithm converged.	0.03	2.14
General disorders and administration site conditions	Catheter site haemorrhage	<= 60	167	33.7	0	0.0	157	31.5	0	0.0	NE			NE	NE	NE		NE	NE	NE	NE		NE	NE	NE	NE	NE	NE		NE	NE	NE
General disorders and administration site conditions	Catheter site haemorrhage	> 60	328	66.3	0	0.0	341	68.5	1	0.3		*	Quasi-complete separation of data points detected.				*	ERROR: The mean parameter is either invalid or at a limit of its range for some observations.			0.00		Algorithm converged.	0.00	NE	0.9999		>999.99		Algorithm converged.	0.00	NE
General disorders and administration site conditions	Chest discomfort	<= 60	167	33.7	0	0.0	157	31.5	1	0.6		*	Quasi-complete separation of data points detected.				*	WARNING: The relative Hessian convergence criterion of 22.107627685 is greater than the limit of 0.0001. The convergence is questionable.			0.00		Algorithm converged.	0.00	NE	0.9999	NE	>999.99		Algorithm converged.	0.00	NE
General disorders and administration site conditions	Chest discomfort	> 60	328	66.3	0	0.0	341	68.5	0	0.0	NE			NE	NE	NE		NE	NE	NE	NE		NE	NE	NE	NE		NE		NE	NE	NE
General disorders and administration site conditions	Chest pain	<= 60	167	33.7	1	0.6	157	31.5	0	0.0		*	Quasi-complete separation of data points detected.				*	WARNING: Negative of Hessian not positive definite.			NE		Algorithm converged.	NE	NE	NE	0.1018	NE		Algorithm converged.	NE	NE
General disorders and administration site conditions	Chest pain	> 60	328	66.3	0	0.0	341	68.5	1	0.3		*	Quasi-complete separation of data points detected.				*	ERROR: The mean parameter is either invalid or at a limit of its range for some observations.			0.00		Algorithm converged.	0.00	NE	0.9999		>999.99		Algorithm converged.	0.00	NE
General disorders and administration site conditions	Chills	<= 60	167	33.7	0	0.0	157	31.5	1	0.6		*	Quasi-complete separation of data points detected.				*	WARNING: The relative Hessian convergence criterion of 22.107627762 is greater than the limit of 0.0001. The convergence is questionable.			0.00		Algorithm converged.	0.00	NE	0.9999	0.2905	>999.99		Algorithm converged.	0.00	NE
General disorders and administration site conditions	Chills	> 60	328	66.3	1	0.3	341	68.5	1	0.3	1.04		Convergence criterion (GCONV=1E-8) satisfied.	0.06	16.69	0.000		Algorithm converged.	-0.008	0.008	1.04		Algorithm converged.	0.07	16.55	0.9780		0.96		Algorithm converged.	0.06	15.31
General disorders and administration site conditions	Device related thrombosis	<= 60	167	33.7	0	0.0	157	31.5	0	0.0	NE			NE	NE	NE		NE	NE	NE	NE		NE	NE	NE	NE	NE	NE		NE	NE	NE
General disorders and administration site conditions	Device related thrombosis	> 60	328	66.3	0	0.0	341	68.5	1	0.3		*	Quasi-complete separation of data points detected.				*	ERROR: The mean parameter is either invalid or at a limit of its range for some observations.			0.00		Algorithm converged.	0.00	NE	0.9999		>999.99		Algorithm converged.	0.00	NE
General disorders and administration site conditions	Fatigue	<= 60	167	33.7	0	0.0	157	31.5	1	0.6		*	Quasi-complete separation of data points detected.				*	WARNING: The relative Hessian convergence criterion of 22.107627685 is greater than the limit of 0.0001. The convergence is questionable.			0.00		Algorithm converged.	0.00	NE	0.9999	0.3576	>999.99		Algorithm converged.	0.00	NE
General disorders and administration site conditions	Fatigue	> 60	328	66.3	5	1.5	341	68.5	10	2.9	0.51		Convergence criterion (GCONV=1E-8) satisfied.	0.17	1.52	-0.014		Algorithm converged.	-0.036	0.008	0.52		Algorithm converged.	0.18	1.50	0.2276		1.92		Algorithm converged.	0.66	5.57
General disorders and administration site conditions	General physical health deterioration	<= 60	167	33.7	0	0.0	157	31.5	0	0.0	NE			NE	NE	NE		NE	NE	NE	NE		NE	NE	NE	NE	NE	NE		NE	NE	NE
General disorders and administration site conditions	General physical health deterioration	> 60	328	66.3	0	0.0	341	68.5	1	0.3		*	Quasi-complete separation of data points detected.				*	ERROR: The mean parameter is either invalid or at a limit of its range for some observations.			0.00		Algorithm converged.	0.00	NE	0.9999		>999.99		Algorithm converged.	0.00	NE
General disorders and administration site conditions	Ill-defined disorder	<= 60	167	33.7	0	0.0	157	31.5	0	0.0	NE			NE	NE	NE		NE	NE	NE	NE		NE	NE	NE	NE	NE	NE		NE	NE	NE
General disorders and administration site conditions	Ill-defined disorder	> 60	328	66.3	0	0.0	341	68.5	1	0.3		*	Quasi-complete separation of data points detected.				*	ERROR: The mean parameter is either invalid or at a limit of its range for some observations.			0.00		Algorithm converged.	0.00	NE	0.9999		>999.99		Algorithm converged.	0.00	NE
General disorders and administration site conditions	Infusion site extravasation	<= 60	167	33.7	0	0.0	157	31.5	0	0.0	NE			NE	NE	NE		NE	NE	NE	NE		NE	NE	NE	NE	NE	NE		NE	NE	NE
General disorders and administration site conditions	Infusion site extravasation	> 60	328	66.3	1	0.3	341	68.5	0	0.0		*	Quasi-complete separation of data points detected.				*	WARNING: Negative of Hessian not positive definite.			NE		Algorithm converged.	NE	NE	NE		NE		Algorithm converged.	NE	NE
General disorders and administration site conditions	Injection site extravasation	<= 60	167	33.7	0	0.0	157	31.5	0	0.0	NE			NE	NE	NE		NE	NE	NE	NE		NE	NE	NE	NE	NE	NE		NE	NE	NE
General disorders and administration site conditions	Injection site extravasation	> 60	328	66.3	0	0.0	341	68.5	1	0.3		*	Quasi-complete separation of data points detected.				*	ERROR: The mean parameter is either invalid or at a limit of its range for some observations.			0.00		Algorithm converged.	0.00	NE	0.9999		>999.99		Algorithm converged.	0.00	NE
General disorders and administration site conditions	Malaise	<= 60	167	33.7	0	0.0	157	31.5	1	0.6		*	Quasi-complete separation of data points detected.				*	WARNING: The relative Hessian convergence criterion of 22.107627762 is greater than the limit of 0.0001. The convergence is questionable.			0.00		Algorithm converged.	0.00	NE	0.9999	NE	>999.99		Algorithm converged.	0.00	NE
General disorders and administration site conditions	Malaise	> 60	328	66.3	0	0.0	341	68.5	0	0.0	NE			NE	NE	NE		NE	NE	NE	NE		NE	NE	NE	NE		NE		NE	NE	NE
General disorders and administration site conditions	Mucosal inflammation	<= 60	167	33.7	1	0.6	157	31.5	1	0.6	0.94		Convergence criterion (GCONV=1E-8) satisfied.	0.06	15.15	0.000		Algorithm converged.	-0.017	0.017	0.94		Algorithm converged.	0.06	14.90	0.9651	0.2905	1.06		Algorithm converged.	0.07	16.86
General disorders and administration site conditions	Mucosal inflammation	> 60	328	66.3	1	0.3	341	68.5	0	0.0		*	Quasi-complete separation of data points detected.				*	WARNING: Negative of Hessian not positive definite.			NE		Algorithm converged.	NE	NE	NE		NE		Algorithm converged.	NE	NE
General disorders and administration site conditions	Oedema	<= 60	167	33.7	1	0.6	157	31.5	0	0.0		*	Quasi-complete separation of data points detected.				*	WARNING: Negative of Hessian not positive definite.			NE		Algorithm converged.	NE	NE	NE	NE	NE		Algorithm converged.	NE	NE
General disorders and administration site conditions	Oedema	> 60	328	66.3	0	0.0	341	68.5	0	0.0	NE			NE	NE	NE		NE	NE	NE	NE		NE	NE	NE	NE		NE		NE	NE	NE
General disorders and administration site conditions	Oedema peripheral	<= 60	167	33.7	0	0.0	157	31.5	0	0.0	NE			NE	NE	NE		NE	NE	NE	NE		NE	NE	NE	NE	1.0000	NE		NE	NE	NE
General disorders and administration site conditions	Oedema peripheral	> 60	328	66.3	1	0.3	341	68.5	1	0.3	1.04		Convergence criterion (GCONV=1E-8) satisfied.	0.06	16.69	0.000		Algorithm converged.	-0.008	0.008	1.04		Algorithm converged.	0.07	16.55	0.9780		0.96		Algorithm converged.	0.06	15.31
General disorders and administration site conditions	Pain	<= 60	167	33.7	2	1.2	157	31.5	0	0.0		*	Quasi-complete separation of data points detected.				*	WARNING: Negative of Hessian not positive definite.			NE		Algorithm converged.	NE	NE	NE	1.0000	NE		Algorithm converged.	NE	NE
General disorders and administration site conditions	Pain	> 60	328	66.3	1	0.3	341	68.5	0	0.0		*	Quasi-complete separation of data points detected.				*	WARNING: Negative of Hessian not positive definite.			NE		Algorithm converged.	NE	NE	NE		NE		Algorithm converged.	NE	NE
General disorders and administration site conditions	Pyrexia	<= 60	167	33.7	4	2.4	157	31.5	0	0.0		*	Quasi-complete separation of data points detected.				*	ERROR: The mean parameter is either invalid or at a limit of its range for some observations.			NE		Algorithm converged.	NE	NE	NE	0.0276	NE		Algorithm converged.	NE	NE
General disorders and administration site conditions	Pyrexia	> 60	328	66.3	0	0.0	341	68.5	1	0.3		*	Quasi-complete separation of data points detected.				*	ERROR: The mean parameter is either invalid or at a limit of its range for some observations.			0.00		Algorithm converged.	0.00	NE	0.9999		>999.99		Algorithm converged.	0.00	NE
General disorders and administration site conditions	Ulcer	<= 60	167	33.7	0	0.0	157	31.5	0	0.0	NE			NE	NE	NE		NE	NE	NE	NE		NE	NE	NE	NE	NE	NE		NE	NE	NE
General disorders and administration site conditions	Ulcer	> 60	328	66.3	1	0.3	341	68.5	0	0.0		*	Quasi-complete separation of data points detected.				*	WARNING: Negative of Hessian not positive definite.			NE		Algorithm converged.	NE	NE	NE		NE		Algorithm converged.	NE	NE
General disorders and administration site conditions	Vascular stent thrombosis	<= 60	167	33.7	0	0.0	157	31.5	1	0.6		*	Quasi-complete separation of data points detected.				*	WARNING: The relative Hessian convergence criterion of 22.107627839 is greater than the limit of 0.0001. The convergence is questionable.			0.00		Algorithm converged.	0.00	NE	0.9999	NE	>999.99		Algorithm converged.	0.00	NE
General disorders and administration site conditions	Vascular stent thrombosis	> 60	328	66.3	0	0.0	341	68.5	0	0.0	NE			NE	NE	NE		NE	NE	NE	NE		NE	NE	NE	NE		NE		NE	NE	NE
Hepatobiliary disorders		<= 60	167	33.7	2	1.2	157	31.5	2	1.3	0.94		Convergence criterion (GCONV=1E-8) satisfied.	0.13	6.75	-0.001		Algorithm converged.	-0.025	0.023	0.94		Algorithm converged.	0.13	6.59	0.9505	0.1605	1.06		Algorithm converged.	0.15	7.46
Hepatobiliary disorders		> 60	328	66.3	0	0.0	341	68.5	2	0.6		*	Quasi-complete separation of data points detected.				*	ERROR: The mean parameter is either invalid or at a limit of its range for some observations.			0.00		Algorithm converged.	0.00	NE	0.9999		>999.99		Algorithm converged.	0.00	NE
Hepatobiliary disorders	Bile duct stenosis	<= 60	167	33.7	0	0.0	157	31.5	0	0.0	NE			NE	NE	NE		NE	NE	NE	NE		NE	NE	NE	NE	NE	NE		NE	NE	NE
Hepatobiliary disorders	Bile duct stenosis	> 60	328	66.3	0	0.0	341	68.5	1	0.3		*	Quasi-complete separation of data points detected.				*	ERROR: The mean parameter is either invalid or at a limit of its range for some observations.			0.00		Algorithm converged.	0.00	NE	0.9999		>999.99		Algorithm converged.	0.00	NE
Hepatobiliary disorders	Biliary obstruction	<= 60	167	33.7	1	0.6	157	31.5	0	0.0		*	Quasi-complete separation of data points detected.				*	WARNING: Negative of Hessian not positive definite.			NE		Algorithm converged.	NE	NE	NE	NE	NE		Algorithm converged.	NE	NE
Hepatobiliary disorders	Biliary obstruction	> 60	328	66.3	0	0.0	341	68.5	0	0.0	NE			NE	NE	NE		NE	NE	NE	NE		NE	NE	NE	NE		NE		NE	NE	NE
Hepatobiliary disorders	Cholangitis	<= 60	167	33.7	0	0.0	157	31.5	0	0.0	NE			NE	NE	NE		NE	NE	NE	NE		NE	NE	NE	NE	NE	NE		NE	NE	NE
Hepatobiliary disorders	Cholangitis	> 60	328	66.3	0	0.0	341	68.5	1	0.3		*	Quasi-complete separation of data points detected.				*	ERROR: The mean parameter is either invalid or at a limit of its range for some observations.			0.00		Algorithm converged.	0.00	NE	0.9999		>999.99		Algorithm converged.	0.00	NE
Hepatobiliary disorders	Cholestasis	<= 60	167	33.7	1	0.6	157	31.5	0	0.0		*	Quasi-complete separation of data points detected.				*	WARNING: Negative of Hessian not positive definite.			NE		Algorithm converged.	NE	NE	NE	NE	NE		Algorithm converged.	NE	NE
Hepatobiliary disorders	Cholestasis	> 60	328	66.3	0	0.0	341	68.5	0	0.0	NE			NE	NE	NE		NE	NE	NE	NE		NE	NE	NE	NE		NE		NE	NE	NE
Hepatobiliary disorders	Hepatic function abnormal	<= 60	167	33.7	0	0.0	157	31.5	1	0.6		*	Quasi-complete separation of data points detected.				*	WARNING: The relative Hessian convergence criterion of 22.107627762 is greater than the limit of 0.0001. The convergence is questionable.			0.00		Algorithm converged.	0.00	NE	0.9999	NE	>999.99		Algorithm converged.	0.00	NE
Hepatobiliary disorders	Hepatic function abnormal	> 60	328	66.3	0	0.0	341	68.5	0	0.0	NE			NE	NE	NE		NE	NE	NE	NE		NE	NE	NE	NE		NE		NE	NE	NE
Hepatobiliary disorders	Hypertransaminasaemia	<= 60	167	33.7	0	0.0	157	31.5	1	0.6		*	Quasi-complete separation of data points detected.				*	WARNING: The relative Hessian convergence criterion of 22.107627762 is greater than the limit of 0.0001. The convergence is questionable.			0.00		Algorithm converged.	0.00	NE	0.9999	NE	>999.99		Algorithm converged.	0.00	NE
Hepatobiliary disorders	Hypertransaminasaemia	> 60	328	66.3	0	0.0	341	68.5	0	0.0	NE			NE	NE	NE		NE	NE	NE	NE		NE	NE	NE	NE		NE		NE	NE	NE
Immune system disorders		<= 60	167	33.7	0	0.0	157	31.5	0	0.0	NE			NE	NE	NE		NE	NE	NE	NE		NE	NE	NE	NE	1.0000	NE		NE	NE	NE
Immune system disorders		> 60	328	66.3	1	0.3	341	68.5	1	0.3	1.04		Convergence criterion (GCONV=1E-8) satisfied.	0.06	16.69	0.000		Algorithm converged.	-0.008	0.008	1.04		Algorithm converged.	0.07	16.55	0.9780		0.96		Algorithm converged.	0.06	15.31
Immune system disorders	Haemophagocytic lymphohistiocytosis	<= 60	167	33.7	0	0.0	157	31.5	0	0.0	NE			NE	NE	NE		NE	NE	NE	NE		NE	NE	NE	NE	NE	NE		NE	NE	NE
Immune system disorders	Haemophagocytic lymphohistiocytosis	> 60	328	66.3	0	0.0	341	68.5	1	0.3		*	Quasi-complete separation of data points detected.				*	ERROR: The mean parameter is either invalid or at a limit of its range for some observations.			0.00		Algorithm converged.	0.00	NE	0.9999		>999.99		Algorithm converged.	0.00	NE
Immune system disorders	Hypogammaglobulinaemia	<= 60	167	33.7	0	0.0	157	31.5	0	0.0	NE			NE	NE	NE		NE	NE	NE	NE		NE	NE	NE	NE	NE	NE		NE	NE	NE
Immune system disorders	Hypogammaglobulinaemia	> 60	328	66.3	1	0.3	341	68.5	0	0.0		*	Quasi-complete separation of data points detected.				*	WARNING: The relative Hessian convergence criterion of 50.209912281 is greater than the limit of 0.0001. The convergence is questionable.			NE		Algorithm converged.	NE	NE	NE		NE		Algorithm converged.	NE	NE
Infections and infestations		<= 60	167	33.7	18	10.8	157	31.5	20	12.7	0.83		Convergence criterion (GCONV=1E-8) satisfied.	0.42	1.63	-0.020		Algorithm converged.	-0.090	0.051	0.85		Algorithm converged.	0.47	1.54	0.5841	0.1711	1.18		Algorithm converged.	0.65	2.15
Infections and infestations		> 60	328	66.3	46	14.0	341	68.5	34	10.0	1.47		Convergence criterion (GCONV=1E-8) satisfied.	0.92	2.36	0.041		Algorithm converged.	-0.009	0.090	1.41		Algorithm converged.	0.93	2.13	0.1085		0.71		Algorithm converged.	0.47	1.08
Infections and infestations	Abdominal abscess	<= 60	167	33.7	0	0.0	157	31.5	0	0.0	NE			NE	NE	NE		NE	NE	NE	NE		NE	NE	NE	NE	NE	NE		NE	NE	NE
Infections and infestations	Abdominal abscess	> 60	328	66.3	1	0.3	341	68.5	0	0.0		*	Quasi-complete separation of data points detected.				*	WARNING: Negative of Hessian not positive definite.			NE		Algorithm converged.	NE	NE	NE		NE		Algorithm converged.	NE	NE
Infections and infestations	Abdominal infection	<= 60	167	33.7	0	0.0	157	31.5	1	0.6		*	Quasi-complete separation of data points detected.				*	WARNING: The relative Hessian convergence criterion of 22.107627839 is greater than the limit of 0.0001. The convergence is questionable.			0.00		Algorithm converged.	0.00	NE	0.9999	1.0000	>999.99		Algorithm converged.	0.00	NE
Infections and infestations	Abdominal infection	> 60	328	66.3	0	0.0	341	68.5	1	0.3		*	Quasi-complete separation of data points detected.				*	ERROR: The mean parameter is either invalid or at a limit of its range for some observations.			0.00		Algorithm converged.	0.00	NE	0.9999		>999.99		Algorithm converged.	0.00	NE
Infections and infestations	Abscess	<= 60	167	33.7	0	0.0	157	31.5	0	0.0	NE			NE	NE	NE		NE	NE	NE	NE		NE	NE	NE	NE	NE	NE		NE	NE	NE
Infections and infestations	Abscess	> 60	328	66.3	0	0.0	341	68.5	1	0.3		*	Quasi-complete separation of data points detected.				*	ERROR: The mean parameter is either invalid or at a limit of its range for some observations.			0.00		Algorithm converged.	0.00	NE	0.9999		>999.99		Algorithm converged.	0.00	NE
Infections and infestations	Actinomycotic abdominal infection	<= 60	167	33.7	0	0.0	157	31.5	1	0.6		*	Quasi-complete separation of data points detected.				*	WARNING: The relative Hessian convergence criterion of 22.107627762 is greater than the limit of 0.0001. The convergence is questionable.			0.00		Algorithm converged.	0.00	NE	0.9999	NE	>999.99		Algorithm converged.	0.00	NE
Infections and infestations	Actinomycotic abdominal infection	> 60	328	66.3	0	0.0	341	68.5	0	0.0	NE			NE	NE	NE		NE	NE	NE	NE		NE	NE	NE	NE		NE		NE	NE	NE
Infections and infestations	Appendicitis	<= 60	167	33.7	0	0.0	157	31.5	0	0.0	NE			NE	NE	NE		NE	NE	NE	NE		NE	NE	NE	NE	NE	NE		NE	NE	NE
Infections and infestations	Appendicitis	> 60	328	66.3	1	0.3	341	68.5	0	0.0		*	Quasi-complete separation of data points detected.				*	WARNING: The relative Hessian convergence criterion of 50.209912281 is greater than the limit of 0.0001. The convergence is questionable.			NE		Algorithm converged.	NE	NE	NE		NE		Algorithm converged.	NE	NE
Infections and infestations	Aspergillus infection	<= 60	167	33.7	0	0.0	157	31.5	0	0.0	NE			NE	NE	NE		NE	NE	NE	NE		NE	NE	NE	NE	NE	NE		NE	NE	NE
Infections and infestations	Aspergillus infection	> 60	328	66.3	1	0.3	341	68.5	0	0.0		*	Quasi-complete separation of data points detected.				*	WARNING: Negative of Hessian not positive definite.			NE		Algorithm converged.	NE	NE	NE		NE		Algorithm converged.	NE	NE
Infections and infestations	Atypical pneumonia	<= 60	167	33.7	0	0.0	157	31.5	1	0.6		*	Quasi-complete separation of data points detected.				*	WARNING: The relative Hessian convergence criterion of 22.107627685 is greater than the limit of 0.0001. The convergence is questionable.			0.00		Algorithm converged.	0.00	NE	0.9999	NE	>999.99		Algorithm converged.	0.00	NE
Infections and infestations	Atypical pneumonia	> 60	328	66.3	0	0.0	341	68.5	0	0.0	NE			NE	NE	NE		NE	NE	NE	NE		NE	NE	NE	NE		NE		NE	NE	NE
Infections and infestations	Bacteraemia	<= 60	167	33.7	1	0.6	157	31.5	1	0.6	0.94		Convergence criterion (GCONV=1E-8) satisfied.	0.06	15.15	0.000		Algorithm converged.	-0.017	0.017	0.94		Algorithm converged.	0.06	14.90	0.9651	0.1757	1.06		Algorithm converged.	0.07	16.86
Infections and infestations	Bacteraemia	> 60	328	66.3	2	0.6	341	68.5	0	0.0		*	Quasi-complete separation of data points detected.				*	WARNING: Negative of Hessian not positive definite.			NE		Algorithm converged.	NE	NE	NE		NE		Algorithm converged.	NE	NE
Infections and infestations	Bronchitis	<= 60	167	33.7	0	0.0	157	31.5	0	0.0	NE			NE	NE	NE		NE	NE	NE	NE		NE	NE	NE	NE	NE	NE		NE	NE	NE
Infections and infestations	Bronchitis	> 60	328	66.3	0	0.0	341	68.5	1	0.3		*	Quasi-complete separation of data points detected.				*	ERROR: The mean parameter is either invalid or at a limit of its range for some observations.			0.00		Algorithm converged.	0.00	NE	0.9999		>999.99		Algorithm converged.	0.00	NE
Infections and infestations	Bronchitis bacterial	<= 60	167	33.7	0	0.0	157	31.5	0	0.0	NE			NE	NE	NE		NE	NE	NE	NE		NE	NE	NE	NE	NE	NE		NE	NE	NE
Infections and infestations	Bronchitis bacterial	> 60	328	66.3	1	0.3	341	68.5	0	0.0		*	Quasi-complete separation of data points detected.				*	WARNING: The relative Hessian convergence criterion of 50.209912281 is greater than the limit of 0.0001. The convergence is questionable.			NE		Algorithm converged.	NE	NE	NE		NE		Algorithm converged.	NE	NE
Infections and infestations	Bronchopulmonary aspergillosis	<= 60	167	33.7	0	0.0	157	31.5	0	0.0	NE			NE	NE	NE		NE	NE	NE	NE		NE	NE	NE	NE	NE	NE		NE	NE	NE
Infections and infestations	Bronchopulmonary aspergillosis	> 60	328	66.3	1	0.3	341	68.5	0	0.0		*	Quasi-complete separation of data points detected.				*	WARNING: Negative of Hessian not positive definite.			NE		Algorithm converged.	NE	NE	NE		NE		Algorithm converged.	NE	NE
Infections and infestations	Campylobacter gastroenteritis	<= 60	167	33.7	0	0.0	157	31.5	0	0.0	NE			NE	NE	NE		NE	NE	NE	NE		NE	NE	NE	NE	NE	NE		NE	NE	NE
Infections and infestations	Campylobacter gastroenteritis	> 60	328	66.3	1	0.3	341	68.5	0	0.0		*	Quasi-complete separation of data points detected.				*	WARNING: Negative of Hessian not positive definite.			NE		Algorithm converged.	NE	NE	NE		NE		Algorithm converged.	NE	NE
Infections and infestations	Cellulitis	<= 60	167	33.7	1	0.6	157	31.5	0	0.0		*	Quasi-complete separation of data points detected.				*	ERROR: Error in computing the link function, its derivatives, or the variance function.			NE		Algorithm converged.	NE	NE	NE	0.4267	NE		Algorithm converged.	NE	NE
Infections and infestations	Cellulitis	> 60	328	66.3	2	0.6	341	68.5	1	0.3	2.09		Convergence criterion (GCONV=1E-8) satisfied.	0.19	23.11	0.003		Algorithm converged.	-0.007	0.013	2.08		Algorithm converged.	0.19	22.82	0.5493		0.48		Algorithm converged.	0.04	5.28
Infections and infestations	Clostridium difficile colitis	<= 60	167	33.7	0	0.0	157	31.5	0	0.0	NE			NE	NE	NE		NE	NE	NE	NE		NE	NE	NE	NE	NE	NE		NE	NE	NE
Infections and infestations	Clostridium difficile colitis	> 60	328	66.3	2	0.6	341	68.5	0	0.0		*	Quasi-complete separation of data points detected.				*	WARNING: Negative of Hessian not positive definite.			NE		Algorithm converged.	NE	NE	NE		NE		Algorithm converged.	NE	NE
Infections and infestations	Clostridium difficile infection	<= 60	167	33.7	0	0.0	157	31.5	0	0.0	NE			NE	NE	NE		NE	NE	NE	NE		NE	NE	NE	NE	NE	NE		NE	NE	NE

Infections and infestations	Clostridium difficile infection	> 60	328	66.3	2	0.6	341	68.5	0	0.0		*	Quasi-complete separation of data points detected.				*	WARNING: Negative of Hessian not positive definite.			NE		Algorithm converged.	NE	NE	NE		NE		Algorithm converged.	NE	NE
Infections and infestations	Coronavirus infection	<= 60	167	33.7	0	0.0	157	31.5	1	0.6		*	Quasi-complete separation of data points detected.				*	WARNING: The relative Hessian convergence criterion of 22.107627762 is greater than the limit of 0.0001. The convergence is questionable.			0.00		Algorithm converged.	0.00	NE	0.9999	NE	>999.99		Algorithm converged.	0.00	NE
Infections and infestations	Coronavirus infection	> 60	328	66.3	0	0.0	341	68.5	0	0.0	NE			NE	NE	NE		NE	NE	NE	NE		NE	NE	NE	NE		NE		NE	NE	NE
Infections and infestations	Device related infection	<= 60	167	33.7	0	0.0	157	31.5	1	0.6		*	Quasi-complete separation of data points detected.				*	WARNING: The relative Hessian convergence criterion of 22.107627839 is greater than the limit of 0.0001. The convergence is questionable.			0.00		Algorithm converged.	0.00	NE	0.9999	0.0308	>999.99		Algorithm converged.	0.00	NE
Infections and infestations	Device related infection	> 60	328	66.3	3	0.9	341	68.5	0	0.0		*	Quasi-complete separation of data points detected.				*	ERROR: The mean parameter is either invalid or at a limit of its range for some observations.			NE		Algorithm converged.	NE	NE	NE		NE		Algorithm converged.	NE	NE
Infections and infestations	Device related sepsis	<= 60	167	33.7	0	0.0	157	31.5	0	0.0	NE			NE	NE	NE		NE	NE	NE	NE		NE	NE	NE	NE	NE	NE		NE	NE	NE
Infections and infestations	Device related sepsis	> 60	328	66.3	1	0.3	341	68.5	0	0.0		*	Quasi-complete separation of data points detected.				*	WARNING: Negative of Hessian not positive definite.			NE		Algorithm converged.	NE	NE	NE		NE		Algorithm converged.	NE	NE
Infections and infestations	Diarrhoea infectious	<= 60	167	33.7	0	0.0	157	31.5	1	0.6		*	Quasi-complete separation of data points detected.				*	WARNING: The relative Hessian convergence criterion of 22.107627762 is greater than the limit of 0.0001. The convergence is questionable.			0.00		Algorithm converged.	0.00	NE	0.9999	NE	>999.99		Algorithm converged.	0.00	NE
Infections and infestations	Diarrhoea infectious	> 60	328	66.3	0	0.0	341	68.5	0	0.0	NE			NE	NE	NE		NE	NE	NE	NE		NE	NE	NE	NE		NE		NE	NE	NE
Infections and infestations	Enterobacter infection	<= 60	167	33.7	0	0.0	157	31.5	0	0.0	NE			NE	NE	NE		NE	NE	NE	NE		NE	NE	NE	NE	NE	NE		NE	NE	NE
Infections and infestations	Enterobacter infection	> 60	328	66.3	0	0.0	341	68.5	1	0.3		*	Quasi-complete separation of data points detected.				*	ERROR: The mean parameter is either invalid or at a limit of its range for some observations.			0.00		Algorithm converged.	0.00	NE	0.9999		>999.99		Algorithm converged.	0.00	NE
Infections and infestations	Enterocolitis infectious	<= 60	167	33.7	0	0.0	157	31.5	0	0.0	NE			NE	NE	NE		NE	NE	NE	NE		NE	NE	NE	NE	NE	NE		NE	NE	NE
Infections and infestations	Enterocolitis infectious	> 60	328	66.3	1	0.3	341	68.5	0	0.0		*	Quasi-complete separation of data points detected.				*	WARNING: Negative of Hessian not positive definite.			NE		Algorithm converged.	NE	NE	NE		NE		Algorithm converged.	NE	NE
Infections and infestations	Erysipelas	<= 60	167	33.7	0	0.0	157	31.5	0	0.0	NE			NE	NE	NE		NE	NE	NE	NE		NE	NE	NE	NE	NE	NE		NE	NE	NE
Infections and infestations	Erysipelas	> 60	328	66.3	1	0.3	341	68.5	0	0.0		*	Quasi-complete separation of data points detected.				*	WARNING: Negative of Hessian not positive definite.			NE		Algorithm converged.	NE	NE	NE		NE		Algorithm converged.	NE	NE
Infections and infestations	Escherichia sepsis	<= 60	167	33.7	1	0.6	157	31.5	1	0.6	0.94		Convergence criterion (GCONV=1E-8) satisfied.	0.06	15.15	0.000		Algorithm converged.	-0.017	0.017	0.94		Algorithm converged.	0.06	14.90	0.9651	1.0000	1.06		Algorithm converged.	0.07	16.86
Infections and infestations	Escherichia sepsis	> 60	328	66.3	0	0.0	341	68.5	0	0.0	NE			NE	NE	NE		NE	NE	NE	NE		NE	NE	NE	NE		NE		NE	NE	NE
Infections and infestations	Fungal infection	<= 60	167	33.7	0	0.0	157	31.5	1	0.6		*	Quasi-complete separation of data points detected.				*	WARNING: The relative Hessian convergence criterion of 22.107627839 is greater than the limit of 0.0001. The convergence is questionable.			0.00		Algorithm converged.	0.00	NE	0.9999	NE	>999.99		Algorithm converged.	0.00	NE
Infections and infestations	Fungal infection	> 60	328	66.3	0	0.0	341	68.5	0	0.0	NE			NE	NE	NE		NE	NE	NE	NE		NE	NE	NE	NE		NE		NE	NE	NE
Infections and infestations	Gastroenteritis viral	<= 60	167	33.7	1	0.6	157	31.5	0	0.0		*	Quasi-complete separation of data points detected.				*	WARNING: Negative of Hessian not positive definite.			NE		Algorithm converged.	NE	NE	NE	NE	NE		Algorithm converged.	NE	NE
Infections and infestations	Gastroenteritis viral	> 60	328	66.3	0	0.0	341	68.5	0	0.0	NE			NE	NE	NE		NE	NE	NE	NE		NE	NE	NE	NE		NE		NE	NE	NE
Infections and infestations	Gastrointestinal infection	<= 60	167	33.7	0	0.0	157	31.5	0	0.0	NE			NE	NE	NE		NE	NE	NE	NE		NE	NE	NE	NE	NE	NE		NE	NE	NE
Infections and infestations	Gastrointestinal infection	> 60	328	66.3	1	0.3	341	68.5	0	0.0		*	Quasi-complete separation of data points detected.				*	WARNING: The relative Hessian convergence criterion of 50.209912281 is greater than the limit of 0.0001. The convergence is questionable.			NE		Algorithm converged.	NE	NE	NE		NE		Algorithm converged.	NE	NE
Infections and infestations	Herpes simplex	<= 60	167	33.7	0	0.0	157	31.5	1	0.6		*	Quasi-complete separation of data points detected.				*	WARNING: The relative Hessian convergence criterion of 22.107627762 is greater than the limit of 0.0001. The convergence is questionable.			0.00		Algorithm converged.	0.00	NE	0.9999	NE	>999.99		Algorithm converged.	0.00	NE
Infections and infestations	Herpes simplex	> 60	328	66.3	0	0.0	341	68.5	0	0.0	NE			NE	NE	NE		NE	NE	NE	NE		NE	NE	NE	NE		NE		NE	NE	NE
Infections and infestations	Herpes zoster	<= 60	167	33.7	0	0.0	157	31.5	1	0.6		*	Quasi-complete separation of data points detected.				*	WARNING: The relative Hessian convergence criterion of 22.107627839 is greater than the limit of 0.0001. The convergence is questionable.			0.00		Algorithm converged.	0.00	NE	0.9999	1.0000	>999.99		Algorithm converged.	0.00	NE
Infections and infestations	Herpes zoster	> 60	328	66.3	0	0.0	341	68.5	1	0.3		*	Quasi-complete separation of data points detected.				*	ERROR: The mean parameter is either invalid or at a limit of its range for some observations.			0.00		Algorithm converged.	0.00	NE	0.9999		>999.99		Algorithm converged.	0.00	NE
Infections and infestations	Infection	<= 60	167	33.7	2	1.2	157	31.5	0	0.0		*	Quasi-complete separation of data points detected.				*	WARNING: Negative of Hessian not positive definite.			NE		Algorithm converged.	NE	NE	NE	0.3581	NE		Algorithm converged.	NE	NE
Infections and infestations	Infection	> 60	328	66.3	3	0.9	341	68.5	1	0.3	3.14		Convergence criterion (GCONV=1E-8) satisfied.	0.32	30.32	0.006		Algorithm converged.	-0.006	0.018	3.12		Algorithm converged.	0.33	29.83	0.3235		0.32		Algorithm converged.	0.03	3.07
Infections and infestations	Influenza	<= 60	167	33.7	0	0.0	157	31.5	0	0.0	NE			NE	NE	NE		NE	NE	NE	NE		NE	NE	NE	NE	NE	NE		NE	NE	NE
Infections and infestations	Influenza	> 60	328	66.3	2	0.6	341	68.5	0	0.0		*	Quasi-complete separation of data points detected.				*	WARNING: Negative of Hessian not positive definite.			NE		Algorithm converged.	NE	NE	NE		NE		Algorithm converged.	NE	NE
Infections and infestations	Intervertebral discitis	<= 60	167	33.7	0	0.0	157	31.5	0	0.0	NE			NE	NE	NE		NE	NE	NE	NE		NE	NE	NE	NE	NE	NE		NE	NE	NE
Infections and infestations	Intervertebral discitis	> 60	328	66.3	0	0.0	341	68.5	1	0.3		*	Quasi-complete separation of data points detected.				*	ERROR: The mean parameter is either invalid or at a limit of its range for some observations.			0.00		Algorithm converged.	0.00	NE	0.9999		>999.99		Algorithm converged.	0.00	NE
Infections and infestations	Mediastinitis	<= 60	167	33.7	1	0.6	157	31.5	0	0.0		*	Quasi-complete separation of data points detected.				*	WARNING: Negative of Hessian not positive definite.			NE		Algorithm converged.	NE	NE	NE	NE	NE		Algorithm converged.	NE	NE
Infections and infestations	Mediastinitis	> 60	328	66.3	0	0.0	341	68.5	0	0.0	NE			NE	NE	NE		NE	NE	NE	NE		NE	NE	NE	NE		NE		NE	NE	NE
Infections and infestations	Nail infection	<= 60	167	33.7	0	0.0	157	31.5	0	0.0	NE			NE	NE	NE		NE	NE	NE	NE		NE	NE	NE	NE	NE	NE		NE	NE	NE
Infections and infestations	Nail infection	> 60	328	66.3	1	0.3	341	68.5	0	0.0		*	Quasi-complete separation of data points detected.				*	WARNING: Negative of Hessian not positive definite.			NE		Algorithm converged.	NE	NE	NE		NE		Algorithm converged.	NE	NE
Infections and infestations	Neutropenic sepsis	<= 60	167	33.7	1	0.6	157	31.5	0	0.0		*	Quasi-complete separation of data points detected.				*	WARNING: Negative of Hessian not positive definite.			NE		Algorithm converged.	NE	NE	NE	0.1018	NE		Algorithm converged.	NE	NE
Infections and infestations	Neutropenic sepsis	> 60	328	66.3	0	0.0	341	68.5	1	0.3		*	Quasi-complete separation of data points detected.				*	ERROR: The mean parameter is either invalid or at a limit of its range for some observations.			0.00		Algorithm converged.	0.00	NE	0.9999		>999.99		Algorithm converged.	0.00	NE
Infections and infestations	Oral herpes	<= 60	167	33.7	1	0.6	157	31.5	0	0.0		*	Quasi-complete separation of data points detected.				*	WARNING: Negative of Hessian not positive definite.			NE		Algorithm converged.	NE	NE	NE	NE	NE		Algorithm converged.	NE	NE
Infections and infestations	Oral herpes	> 60	328	66.3	0	0.0	341	68.5	0	0.0	NE			NE	NE	NE		NE	NE	NE	NE		NE	NE	NE	NE		NE		NE	NE	NE
Infections and infestations	Papilloma viral infection	<= 60	167	33.7	1	0.6	157	31.5	0	0.0		*	Quasi-complete separation of data points detected.				*	WARNING: Negative of Hessian not positive definite.			NE		Algorithm converged.	NE	NE	NE	NE	NE		Algorithm converged.	NE	NE
Infections and infestations	Papilloma viral infection	> 60	328	66.3	0	0.0	341	68.5	0	0.0	NE			NE	NE	NE		NE	NE	NE	NE		NE	NE	NE	NE		NE		NE	NE	NE
Infections and infestations	Peritonitis	<= 60	167	33.7	0	0.0	157	31.5	0	0.0	NE			NE	NE	NE		NE	NE	NE	NE		NE	NE	NE	NE	NE	NE		NE	NE	NE
Infections and infestations	Peritonitis	> 60	328	66.3	0	0.0	341	68.5	1	0.3		*	Quasi-complete separation of data points detected.				*	ERROR: The mean parameter is either invalid or at a limit of its range for some observations.			0.00		Algorithm converged.	0.00	NE	0.9999		>999.99		Algorithm converged.	0.00	NE
Infections and infestations	Pneumocystis jirovecii pneumonia	<= 60	167	33.7	0	0.0	157	31.5	0	0.0	NE			NE	NE	NE		NE	NE	NE	NE		NE	NE	NE	NE	1.0000	NE		NE	NE	NE
Infections and infestations	Pneumocystis jirovecii pneumonia	> 60	328	66.3	2	0.6	341	68.5	1	0.3	2.09		Convergence criterion (GCONV=1E-8) satisfied.	0.19	23.11	0.003		Algorithm converged.	-0.007	0.013	2.08		Algorithm converged.	0.19	22.82	0.5493		0.48		Algorithm converged.	0.04	5.28
Infections and infestations	Pneumonia	<= 60	167	33.7	2	1.2	157	31.5	7	4.5	0.26		Convergence criterion (GCONV=1E-8) satisfied.	0.05	1.27	-0.033		Algorithm converged.	-0.069	0.004	0.27		Algorithm converged.	0.06	1.27	0.0978	0.0444	3.72		Algorithm converged.	0.79	17.65
Infections and infestations	Pneumonia	> 60	328	66.3	18	5.5	341	68.5	14	4.1	1.36		Convergence criterion (GCONV=1E-8) satisfied.	0.66	2.77	0.014		Algorithm converged.	-0.019	0.046	1.34		Algorithm converged.	0.68	2.64	0.4042		0.75		Algorithm converged.	0.38	1.48
Infections and infestations	Pneumonia bacterial	<= 60	167	33.7	1	0.6	157	31.5	0	0.0		*	Quasi-complete separation of data points detected.				*	WARNING: Negative of Hessian not positive definite.			NE		Algorithm converged.	NE	NE	NE	NE	NE		Algorithm converged.	NE	NE
Infections and infestations	Pneumonia bacterial	> 60	328	66.3	0	0.0	341	68.5	0	0.0	NE			NE	NE	NE		NE	NE	NE	NE		NE	NE	NE	NE		NE		NE	NE	NE
Infections and infestations	Pneumonia klebsiella	<= 60	167	33.7	0	0.0	157	31.5	0	0.0	NE			NE	NE	NE		NE	NE	NE	NE		NE	NE	NE	NE	NE	NE		NE	NE	NE
Infections and infestations	Pneumonia klebsiella	> 60	328	66.3	0	0.0	341	68.5	1	0.3		*	Quasi-complete separation of data points detected.				*	ERROR: The mean parameter is either invalid or at a limit of its range for some observations.			0.00		Algorithm converged.	0.00	NE	0.9999		>999.99		Algorithm converged.	0.00	NE
Infections and infestations	Pneumonia pneumococcal	<= 60	167	33.7	0	0.0	157	31.5	0	0.0	NE			NE	NE	NE		NE	NE	NE	NE		NE	NE	NE	NE	NE	NE		NE	NE	NE
Infections and infestations	Pneumonia pneumococcal	> 60	328	66.3	1	0.3	341	68.5	0	0.0		*	Quasi-complete separation of data points detected.				*	WARNING: Negative of Hessian not positive definite.			NE		Algorithm converged.	NE	NE	NE		NE		Algorithm converged.	NE	NE
Infections and infestations	Pneumonia viral	<= 60	167	33.7	1	0.6	157	31.5	0	0.0		*	Quasi-complete separation of data points detected.				*	WARNING: Negative of Hessian not positive definite.			NE		Algorithm converged.	NE	NE	NE	NE	NE		Algorithm converged.	NE	NE
Infections and infestations	Pneumonia viral	> 60	328	66.3	0	0.0	341	68.5	0	0.0	NE			NE	NE	NE		NE	NE	NE	NE		NE	NE	NE	NE		NE		NE	NE	NE
Infections and infestations	Rectal abscess	<= 60	167	33.7	1	0.6	157	31.5	0	0.0		*	Quasi-complete separation of data points detected.				*	WARNING: Negative of Hessian not positive definite.			NE		Algorithm converged.	NE	NE	NE	NE	NE		Algorithm converged.	NE	NE
Infections and infestations	Rectal abscess	> 60	328	66.3	0	0.0	341	68.5	0	0.0	NE			NE	NE	NE		NE	NE	NE	NE		NE	NE	NE	NE		NE		NE	NE	NE
Infections and infestations	Respiratory tract infection	<= 60	167	33.7	1	0.6	157	31.5	0	0.0		*	Quasi-complete separation of data points detected.				*	WARNING: Negative of Hessian not positive definite.			NE		Algorithm converged.	NE	NE	NE	1.0000	NE		Algorithm converged.	NE	NE
Infections and infestations	Respiratory tract infection	> 60	328	66.3	1	0.3	341	68.5	0	0.0		*	Quasi-complete separation of data points detected.				*	WARNING: The relative Hessian convergence criterion of 50.209912281 is greater than the limit of 0.0001. The convergence is questionable.			NE		Algorithm converged.	NE	NE	NE		NE		Algorithm converged.	NE	NE
Infections and infestations	Scrotal infection	<= 60	167	33.7	0	0.0	157	31.5	0	0.0	NE			NE	NE	NE		NE	NE	NE	NE		NE	NE	NE	NE	NE	NE		NE	NE	NE
Infections and infestations	Scrotal infection	> 60	328	66.3	0	0.0	341	68.5	1	0.3		*	Quasi-complete separation of data points detected.				*	ERROR: The mean parameter is either invalid or at a limit of its range for some observations.			0.00		Algorithm converged.	0.00	NE	0.9999		>999.99		Algorithm converged.	0.00	NE
Infections and infestations	Sepsis	<= 60	167	33.7	3	1.8	157	31.5	0	0.0		*	Quasi-complete separation of data points detected.				*	WARNING: Negative of Hessian not positive definite.			NE		Algorithm converged.	NE	NE	NE	0.0158	NE		Algorithm converged.	NE	NE
Infections and infestations	Sepsis	> 60	328	66.3	1	0.3	341	68.5	4	1.2	0.26		Convergence criterion (GCONV=1E-8) satisfied.	0.03	2.32	-0.009		Algorithm converged.	-0.022	0.004	0.26		Algorithm converged.	0.03	2.31	0.2270		3.85		Algorithm converged.	0.43	34.24
Infections and infestations	Septic shock	<= 60	167	33.7	0	0.0	157	31.5	0	0.0	NE			NE	NE	NE		NE	NE	NE	NE		NE	NE	NE	NE	NE	NE		NE	NE	NE
Infections and infestations	Septic shock	> 60	328	66.3	0	0.0	341	68.5	3	0.9		*	Quasi-complete separation of data points detected.				*	ERROR: The mean parameter is either invalid or at a limit of its range for some observations.			0.00		Algorithm converged.	0.00	NE	0.9999		>999.99		Algorithm converged.	0.00	NE
Infections and infestations	Skin infection	<= 60	167	33.7	1	0.6	157	31.5	1	0.6	0.94		Convergence criterion (GCONV=1E-8) satisfied.	0.06	15.15	0.000		Algorithm converged.	-0.017	0.017	0.94		Algorithm converged.	0.06	14.90	0.9651	1.0000	1.06		Algorithm converged.	0.07	16.86
Infections and infestations	Skin infection	> 60	328	66.3	0	0.0	341	68.5	0	0.0	NE			NE	NE	NE		NE	NE	NE	NE		NE	NE	NE	NE		NE		NE	NE	NE
Infections and infestations	Staphylococcal infection	<= 60	167	33.7	0	0.0	157	31.5	0	0.0	NE			NE	NE	NE		NE	NE	NE	NE		NE	NE	NE	NE	NE	NE		NE	NE	NE
Infections and infestations	Staphylococcal infection	> 60	328	66.3	0	0.0	341	68.5	2	0.6		*	Quasi-complete separation of data points detected.				*	ERROR: The mean parameter is either invalid or at a limit of its range for some observations.			0.00		Algorithm converged.	0.00	NE	0.9999		>999.99		Algorithm converged.	0.00	NE
Infections and infestations	Staphylococcal sepsis	<= 60	167	33.7	0	0.0	157	31.5	0	0.0	NE			NE	NE	NE		NE	NE	NE	NE		NE	NE	NE	NE	NE	NE		NE	NE	NE
Infections and infestations	Staphylococcal sepsis	> 60	328	66.3	1	0.3	341	68.5	0	0.0		*	Quasi-complete separation of data points detected.				*	WARNING: Negative of Hessian not positive definite.			NE		Algorithm converged.	NE	NE	NE		NE		Algorithm converged.	NE	NE
Infections and infestations	Tracheitis	<= 60	167	33.7	0	0.0	157	31.5	1	0.6		*	Quasi-complete separation of data points detected.				*	WARNING: The relative Hessian convergence criterion of 22.107627685 is greater than the limit of 0.0001. The convergence is questionable.			0.00		Algorithm converged.	0.00	NE	0.9999	NE	>999.99		Algorithm converged.	0.00	NE
Infections and infestations	Tracheitis	> 60	328	66.3	0	0.0	341	68.5	0	0.0	NE			NE	NE	NE		NE	NE	NE	NE		NE	NE	NE	NE		NE		NE	NE	NE
Infections and infestations	Tracheobronchitis	<= 60	167	33.7	0	0.0	157	31.5	0	0.0	NE			NE	NE	NE		NE	NE	NE	NE		NE	NE	NE	NE	NE	NE		NE	NE	NE
Infections and infestations	Tracheobronchitis	> 60	328	66.3	1	0.3	341	68.5	0	0.0		*	Quasi-complete separation of data points detected.				*	WARNING: Negative of Hessian not positive definite.			NE		Algorithm converged.	NE	NE	NE		NE		Algorithm converged.	NE	NE
Infections and infestations	Tuberculosis	<= 60	167	33.7	0	0.0	157	31.5	1	0.6		*	Quasi-complete separation of data points detected.				*	WARNING: The relative Hessian convergence criterion of 22.107627839 is greater than the limit of 0.0001. The convergence is questionable.			0.00		Algorithm converged.	0.00	NE	0.9999	NE	>999.99		Algorithm converged.	0.00	NE
Infections and infestations	Tuberculosis	> 60	328	66.3	0	0.0	341	68.5	0	0.0	NE			NE	NE	NE		NE	NE	NE	NE		NE	NE	NE	NE		NE		NE	NE	NE
Infections and infestations	Upper respiratory tract infection	<= 60	167	33.7	2	1.2	157	31.5	1	0.6	1.89		Convergence criterion (GCONV=1E-8) satisfied.	0.17	21.06	0.006		Algorithm converged.	-0.015	0.026	1.88		Algorithm converged.	0.17	20.53	0.6047	0.0964	0.53		Algorithm converged.	0.05	5.81
Infections and infestations	Upper respiratory tract infection	> 60	328	66.3	0	0.0	341	68.5	2	0.6		*	Quasi-complete separation of data points detected.				*	ERROR: The mean parameter is either invalid or at a limit of its range for some observations.			0.00		Algorithm converged.	0.00	NE	0.9999		>999.99		Algorithm converged.	0.00	NE
Infections and infestations	Urinary tract infection	<= 60	167	33.7	3	1.8	157	31.5	1	0.6	2.85		Convergence criterion (GCONV=1E-8) satisfied.	0.29	27.72	0.012		Algorithm converged.	-0.012	0.035	2.82		Algorithm converged.	0.30	26.83	0.3670	0.5144	0.35		Algorithm converged.	0.04	3.37
Infections and infestations	Urinary tract infection	> 60	328	66.3	6	1.8	341	68.5	5	1.5	1.25		Convergence criterion (GCONV=1E-8) satisfied.	0.38	4.14	0.004		Algorithm converged.	-0.016	0.023	1.25		Algorithm converged.	0.38	4.05	0.7126		0.80		Algorithm converged.	0.25	2.60
Infections and infestations	Viral infection	<= 60	167	33.7	1	0.6	157	31.5	0	0.0		*	Quasi-complete separation of data points detected.				*	WARNING: Negative of Hessian not positive definite.			NE		Algorithm converged.	NE	NE	NE	NE	NE		Algorithm converged.	NE	NE
Infections and infestations	Viral infection	> 60	328	66.3	0	0.0	341	68.5	0	0.0	NE			NE	NE	NE		NE	NE	NE	NE		NE	NE	NE	NE		NE		NE	NE	NE
Infections and infestations	Wound infection bacterial	<= 60	167	33.7	0	0.0	157	31.5	0	0.0	NE			NE	NE	NE		NE	NE	NE	NE		NE	NE	NE	NE	NE	NE		NE	NE	NE
Infections and infestations	Wound infection bacterial	> 60	328	66.3	0	0.0	341	68.5	1	0.3		*	Quasi-complete separation of data points detected.				*	ERROR: The mean parameter is either invalid or at a limit of its range for some observations.			0.00		Algorithm converged.	0.00	NE	0.9999		>999.99		Algorithm converged.	0.00	NE
Injury, poisoning and procedural complications		<= 60	167	33.7	1	0.6	157	31.5	1	0.6	0.94		Convergence criterion (GCONV=1E-8) satisfied.	0.06	15.15	0.000		Algorithm converged.	-0.017	0.017	0.94		Algorithm converged.	0.06	14.90	0.9651	0.8086	1.06		Algorithm converged.	0.07	16.86
Injury, poisoning and procedural complications		> 60	328	66.3	4	1.2	341	68.5	3	0.9	1.39		Convergence criterion (GCONV=1E-8) satisfied.	0.31	6.26	0.003		Algorithm converged.	-0.012	0.019	1.39		Algorithm converged.	0.31	6.15	0.6674		0.72		Algorithm converged.	0.16	3.20
Injury, poisoning and procedural complications	Compression fracture	<= 60	167	33.7	0	0.0	157	31.5	0	0.0	NE			NE	NE	NE		NE	NE	NE	NE		NE	NE	NE	NE	NE	NE		NE	NE	NE
Injury, poisoning and procedural complications	Compression fracture	> 60	328	66.3	1	0.3	341	68.5	0	0.0		*	Quasi-complete separation of data points detected.				*	WARNING: Negative of Hessian not positive definite.			NE		Algorithm converged.	NE	NE	NE		NE		Algorithm converged.	NE	NE
Injury, poisoning and procedural complications	Hip fracture	<= 60	167	33.7	0	0.0	157	31.5	0	0.0	NE			NE	NE	NE		NE	NE	NE	NE		NE	NE	NE	NE	1.0000	NE		NE	NE	NE
Injury, poisoning and procedural complications	Hip fracture	> 60	328	66.3	1	0.3	341	68.5	2	0.6	0.52		Convergence criterion (GCONV=1E-8) satisfied.	0.05	5.74	-0.003		Algorithm converged.	-0.013	0.007	0.52		Algorithm converged.	0.05	5.71	0.5925		1.92		Algorithm converged.	0.18	21.11
Injury, poisoning and procedural complications	Infusion related reaction	<= 60	167	33.7	0	0.0	157	31.5	1	0.6		*	Quasi-complete separation of data points detected.				*	WARNING: The relative Hessian convergence criterion of 22.107627762 is greater than the limit of 0.0001. The convergence is questionable.			0.00		Algorithm converged.	0.00	NE	0.9999	NE	>999.99		Algorithm converged.	0.00	NE
Injury, poisoning and procedural complications	Infusion related reaction	> 60	328	66.3	0	0.0	341	68.5	0	0.0	NE			NE	NE	NE		NE	NE	NE	NE		NE	NE	NE	NE		NE		NE	NE	NE
Injury, poisoning and procedural complications	Injury	<= 60	167	33.7	0	0.0	157	31.5	0	0.0	NE			NE	NE	NE		NE	NE	NE	NE		NE	NE	NE	NE	NE	NE		NE	NE	NE
Injury, poisoning and procedural complications	Injury	> 60	328	66.3	1	0.3	341	68.5	0	0.0		*	Quasi-complete separation of data points detected.				*	WARNING: Negative of Hessian not positive definite.			NE		Algorithm converged.	NE	NE	NE		NE		Algorithm converged.	NE	NE
Injury, poisoning and procedural complications	Lumbar vertebral fracture	<= 60	167	33.7	0	0.0	157	31.5	0	0.0	NE			NE	NE	NE		NE	NE	NE	NE		NE	NE	NE	NE	NE	NE		NE	NE	NE
Injury, poisoning and procedural complications	Lumbar vertebral fracture	> 60	328	66.3	0	0.0	341	68.5	1	0.3		*	Quasi-complete separation of data points detected.				*	ERROR: The mean parameter is either invalid or at a limit of its range for some observations.			0.00		Algorithm converged.	0.00	NE	0.9999		>999.99		Algorithm converged.	0.00	NE
Injury, poisoning and procedural complications	Peroneal nerve injury	<= 60	167	33.7	0	0.0	157	31.5	0	0.0	NE			NE	NE	NE		NE	NE	NE	NE		NE	NE	NE	NE	NE	NE		NE	NE	NE
Injury, poisoning and procedural complications	Peroneal nerve injury	> 60	328	66.3	1	0.3	341	68.5	0	0.0		*	Quasi-complete separation of data points detected.				*	WARNING: The relative Hessian convergence criterion of 50.209912281 is greater than the limit of 0.0001. The convergence is questionable.			NE		Algorithm converged.	NE	NE	NE		NE		Algorithm converged.	NE	NE
Injury, poisoning and procedural complications	Post lumbar puncture syndrome	<= 60	167	33.7	1	0.6	157	31.5	0	0.0		*	Quasi-complete separation of data points detected.				*	WARNING: Negative of Hessian not positive definite.			NE		Algorithm converged.	NE	NE	NE	NE	NE		Algorithm converged.	NE	NE
Injury, poisoning and procedural complications	Post lumbar puncture syndrome	> 60	328	66.3	0	0.0	341	68.5	0	0.0	NE			NE	NE	NE		NE	NE	NE	NE		NE	NE	NE	NE		NE		NE	NE	NE
Injury, poisoning and procedural complications	Skull fracture	<= 60	167	33.7	0	0.0	157	31.5	0	0.0	NE			NE	NE	NE		NE	NE	NE	NE		NE	NE	NE	NE	NE	NE		NE	NE	NE

Injury, poisoning and procedural complications	Skull fracture	> 60	328	66.3	1	0.3	341	68.5	0	0.0		*	Quasi-complete separation of data points detected.				*	WARNING: Negative of Hessian not positive definite.			NE		Algorithm converged.	NE	NE	NE		NE		Algorithm converged.	NE	NE
Injury, poisoning and procedural complications	Thoracic vertebral fracture	<= 60	167	33.7	0	0.0	157	31.5	0	0.0	NE			NE	NE	NE		NE	NE	NE	NE		NE	NE	NE	NE	NE	NE		NE	NE	NE
Injury, poisoning and procedural complications	Thoracic vertebral fracture	> 60	328	66.3	0	0.0	341	68.5	1	0.3		*	Quasi-complete separation of data points detected.				*	ERROR: The mean parameter is either invalid or at a limit of its range for some observations.			0.00		Algorithm converged.	0.00	NE	0.9999		>999.99		Algorithm converged.	0.00	NE
Investigations		<= 60	167	33.7	14	8.4	157	31.5	10	6.4	1.35		Convergence criterion (GCONV=1E-8) satisfied.	0.58	3.12	0.020		Algorithm converged.	-0.037	0.077	1.32		Algorithm converged.	0.60	2.88	0.4909	0.9138	0.76		Algorithm converged.	0.35	1.66
Investigations		> 60	328	66.3	24	7.3	341	68.5	20	5.9	1.27		Convergence criterion (GCONV=1E-8) satisfied.	0.69	2.34	0.015		Algorithm converged.	-0.023	0.052	1.25		Algorithm converged.	0.70	2.21	0.4499		0.80		Algorithm converged.	0.45	1.42
Investigations	Alanine aminotransferase increased	<= 60	167	33.7	2	1.2	157	31.5	1	0.6	1.89		Convergence criterion (GCONV=1E-8) satisfied.	0.17	21.06	0.006		Algorithm converged.	-0.015	0.026	1.88		Algorithm converged.	0.17	20.53	0.6047	0.3920	0.53		Algorithm converged.	0.05	5.81
Investigations	Alanine aminotransferase increased	> 60	328	66.3	1	0.3	341	68.5	0	0.0		*	Quasi-complete separation of data points detected.				*	WARNING: Negative of Hessian not positive definite.			NE		Algorithm converged.	NE	NE	NE		NE		Algorithm converged.	NE	NE
Investigations	Amylase increased	<= 60	167	33.7	0	0.0	157	31.5	0	0.0	NE			NE	NE	NE		NE	NE	NE	NE		NE	NE	NE	NE	NE	NE		NE	NE	NE
Investigations	Amylase increased	> 60	328	66.3	0	0.0	341	68.5	2	0.6		*	Quasi-complete separation of data points detected.				*	ERROR: The mean parameter is either invalid or at a limit of its range for some observations.			0.00		Algorithm converged.	0.00	NE	0.9999		>999.99		Algorithm converged.	0.00	NE
Investigations	Aspartate aminotransferase increased	<= 60	167	33.7	0	0.0	157	31.5	0	0.0	NE			NE	NE	NE		NE	NE	NE	NE		NE	NE	NE	NE	NE	NE		NE	NE	NE
Investigations	Aspartate aminotransferase increased	> 60	328	66.3	1	0.3	341	68.5	0	0.0		*	Quasi-complete separation of data points detected.				*	WARNING: Negative of Hessian not positive definite.			NE		Algorithm converged.	NE	NE	NE		NE		Algorithm converged.	NE	NE
Investigations	Blood alkaline phosphatase	<= 60	167	33.7	1	0.6	157	31.5	0	0.0		*	Quasi-complete separation of data points detected.				*	WARNING: Negative of Hessian not positive definite.			NE		Algorithm converged.	NE	NE	NE	NE	NE		Algorithm converged.	NE	NE
Investigations	Blood alkaline phosphatase	> 60	328	66.3	0	0.0	341	68.5	0	0.0	NE			NE	NE	NE		NE	NE	NE	NE		NE	NE	NE	NE		NE		NE	NE	NE
Investigations	Blood creatinine increased	<= 60	167	33.7	0	0.0	157	31.5	1	0.6		*	Quasi-complete separation of data points detected.				*	WARNING: The relative Hessian convergence criterion of 22.107627839 is greater than the limit of 0.0001. The convergence is questionable.			0.00		Algorithm converged.	0.00	NE	0.9999	NE	>999.99		Algorithm converged.	0.00	NE
Investigations	Blood creatinine increased	> 60	328	66.3	0	0.0	341	68.5	0	0.0	NE			NE	NE	NE		NE	NE	NE	NE		NE	NE	NE	NE		NE		NE	NE	NE
Investigations	Blood culture positive	<= 60	167	33.7	0	0.0	157	31.5	0	0.0	NE			NE	NE	NE		NE	NE	NE	NE		NE	NE	NE	NE	NE	NE		NE	NE	NE
Investigations	Blood culture positive	> 60	328	66.3	0	0.0	341	68.5	1	0.3		*	Quasi-complete separation of data points detected.				*	ERROR: The mean parameter is either invalid or at a limit of its range for some observations.			0.00		Algorithm converged.	0.00	NE	0.9999		>999.99		Algorithm converged.	0.00	NE
Investigations	Blood glucose increased	<= 60	167	33.7	1	0.6	157	31.5	0	0.0		*	Quasi-complete separation of data points detected.				*	WARNING: Negative of Hessian not positive definite.			NE		Algorithm converged.	NE	NE	NE	NE	NE		Algorithm converged.	NE	NE
Investigations	Blood glucose increased	> 60	328	66.3	0	0.0	341	68.5	0	0.0	NE			NE	NE	NE		NE	NE	NE	NE		NE	NE	NE	NE		NE		NE	NE	NE
Investigations	Blood triglycerides increased	<= 60	167	33.7	0	0.0	157	31.5	0	0.0	NE			NE	NE	NE		NE	NE	NE	NE		NE	NE	NE	NE	NE	NE		NE	NE	NE
Investigations	Blood triglycerides increased	> 60	328	66.3	0	0.0	341	68.5	1	0.3		*	Quasi-complete separation of data points detected.				*	ERROR: The mean parameter is either invalid or at a limit of its range for some observations.			0.00		Algorithm converged.	0.00	NE	0.9999		>999.99		Algorithm converged.	0.00	NE
Investigations	C-reactive protein increased	<= 60	167	33.7	0	0.0	157	31.5	0	0.0	NE			NE	NE	NE		NE	NE	NE	NE		NE	NE	NE	NE	NE	NE		NE	NE	NE
Investigations	C-reactive protein increased	> 60	328	66.3	1	0.3	341	68.5	0	0.0		*	Quasi-complete separation of data points detected.				*	WARNING: The relative Hessian convergence criterion of 50.209912281 is greater than the limit of 0.0001. The convergence is questionable.			NE		Algorithm converged.	NE	NE	NE		NE		Algorithm converged.	NE	NE
Investigations	Coronavirus test positive	<= 60	167	33.7	1	0.6	157	31.5	0	0.0		*	Quasi-complete separation of data points detected.				*	WARNING: Negative of Hessian not positive definite.			NE		Algorithm converged.	NE	NE	NE	NE	NE		Algorithm converged.	NE	NE
Investigations	Coronavirus test positive	> 60	328	66.3	0	0.0	341	68.5	0	0.0	NE			NE	NE	NE		NE	NE	NE	NE		NE	NE	NE	NE		NE		NE	NE	NE
Investigations	Ejection fraction decreased	<= 60	167	33.7	1	0.6	157	31.5	1	0.6	0.94		Convergence criterion (GCONV=1E-8) satisfied.	0.06	15.15	0.000		Algorithm converged.	-0.017	0.017	0.94		Algorithm converged.	0.06	14.90	0.9651	1.0000	1.06		Algorithm converged.	0.07	16.86
Investigations	Ejection fraction decreased	> 60	328	66.3	0	0.0	341	68.5	0	0.0	NE			NE	NE	NE		NE	NE	NE	NE		NE	NE	NE	NE		NE		NE	NE	NE
Investigations	Gamma-glutamyltransferase increased	<= 60	167	33.7	1	0.6	157	31.5	1	0.6	0.94		Convergence criterion (GCONV=1E-8) satisfied.	0.06	15.15	0.000		Algorithm converged.	-0.017	0.017	0.94		Algorithm converged.	0.06	14.90	0.9651	0.9535	1.06		Algorithm converged.	0.07	16.86
Investigations	Gamma-glutamyltransferase increased	> 60	328	66.3	2	0.6	341	68.5	2	0.6	1.04		Convergence criterion (GCONV=1E-8) satisfied.	0.15	7.42	0.000		Algorithm converged.	-0.011	0.012	1.04		Algorithm converged.	0.15	7.34	0.9689		0.96		Algorithm converged.	0.14	6.79
Investigations	Lipase increased	<= 60	167	33.7	1	0.6	157	31.5	0	0.0		*	Quasi-complete separation of data points detected.				*	WARNING: Negative of Hessian not positive definite.			NE		Algorithm converged.	NE	NE	NE	0.2015	NE		Algorithm converged.	NE	NE
Investigations	Lipase increased	> 60	328	66.3	1	0.3	341	68.5	2	0.6	0.52		Convergence criterion (GCONV=1E-8) satisfied.	0.05	5.74	-0.003		Algorithm converged.	-0.013	0.007	0.52		Algorithm converged.	0.05	5.71	0.5925		1.92		Algorithm converged.	0.18	21.11
Investigations	Liver function test increased	<= 60	167	33.7	1	0.6	157	31.5	0	0.0		*	Quasi-complete separation of data points detected.				*	WARNING: Negative of Hessian not positive definite.			NE		Algorithm converged.	NE	NE	NE	NE	NE		Algorithm converged.	NE	NE
Investigations	Liver function test increased	> 60	328	66.3	0	0.0	341	68.5	0	0.0	NE			NE	NE	NE		NE	NE	NE	NE		NE	NE	NE	NE		NE		NE	NE	NE
Investigations	Lymphocyte count decreased	<= 60	167	33.7	8	4.8	157	31.5	3	1.9	2.58		Convergence criterion (GCONV=1E-8) satisfied.	0.67	9.92	0.029		Algorithm converged.	-0.010	0.068	2.51		Algorithm converged.	0.68	9.28	0.1687	0.4829	0.40		Algorithm converged.	0.11	1.48
Investigations	Lymphocyte count decreased	> 60	328	66.3	8	2.4	341	68.5	6	1.8	1.40		Convergence criterion (GCONV=1E-8) satisfied.	0.48	4.07	0.007		Algorithm converged.	-0.015	0.029	1.39		Algorithm converged.	0.49	3.95	0.5412		0.72		Algorithm converged.	0.25	2.06
Investigations	Neutrophil count decreased	<= 60	167	33.7	2	1.2	157	31.5	4	2.5	0.46		Convergence criterion (GCONV=1E-8) satisfied.	0.08	2.57	-0.014		Algorithm converged.	-0.043	0.016	0.47		Algorithm converged.	0.09	2.53	0.3794	0.3430	2.13		Algorithm converged.	0.40	11.45
Investigations	Neutrophil count decreased	> 60	328	66.3	9	2.7	341	68.5	8	2.3	1.17		Convergence criterion (GCONV=1E-8) satisfied.	0.45	3.08	0.004		Algorithm converged.	-0.020	0.028	1.17		Algorithm converged.	0.46	2.99	0.7440		0.86		Algorithm converged.	0.33	2.19
Investigations	Oxygen saturation decreased	<= 60	167	33.7	0	0.0	157	31.5	0	0.0	NE			NE	NE	NE		NE	NE	NE	NE		NE	NE	NE	NE	NE	NE		NE	NE	NE
Investigations	Oxygen saturation decreased	> 60	328	66.3	0	0.0	341	68.5	1	0.3		*	Quasi-complete separation of data points detected.				*	ERROR: The mean parameter is either invalid or at a limit of its range for some observations.			0.00		Algorithm converged.	0.00	NE	0.9999		>999.99		Algorithm converged.	0.00	NE
Investigations	Platelet count decreased	<= 60	167	33.7	5	3.0	157	31.5	2	1.3	2.39		Convergence criterion (GCONV=1E-8) satisfied.	0.46	12.51	0.017		Algorithm converged.	-0.014	0.048	2.35		Algorithm converged.	0.46	11.94	0.3028	0.8179	0.43		Algorithm converged.	0.08	2.16
Investigations	Platelet count decreased	> 60	328	66.3	9	2.7	341	68.5	5	1.5	1.90		Convergence criterion (GCONV=1E-8) satisfied.	0.63	5.72	0.013		Algorithm converged.	-0.009	0.035	1.87		Algorithm converged.	0.63	5.53	0.2566		0.53		Algorithm converged.	0.18	1.58
Investigations	Troponin I increased	<= 60	167	33.7	0	0.0	157	31.5	0	0.0	NE			NE	NE	NE		NE	NE	NE	NE		NE	NE	NE	NE	NE	NE		NE	NE	NE
Investigations	Troponin I increased	> 60	328	66.3	0	0.0	341	68.5	1	0.3		*	Quasi-complete separation of data points detected.				*	ERROR: The mean parameter is either invalid or at a limit of its range for some observations.			0.00		Algorithm converged.	0.00	NE	0.9999		>999.99		Algorithm converged.	0.00	NE
Investigations	Troponin T increased	<= 60	167	33.7	0	0.0	157	31.5	0	0.0	NE			NE	NE	NE		NE	NE	NE	NE		NE	NE	NE	NE	NE	NE		NE	NE	NE
Investigations	Troponin T increased	> 60	328	66.3	1	0.3	341	68.5	0	0.0		*	Quasi-complete separation of data points detected.				*	WARNING: Negative of Hessian not positive definite.			NE		Algorithm converged.	NE	NE	NE		NE		Algorithm converged.	NE	NE
Investigations	Weight decreased	<= 60	167	33.7	2	1.2	157	31.5	0	0.0		*	Quasi-complete separation of data points detected.				*	WARNING: The relative Hessian convergence criterion of 13.069013294 is greater than the limit of 0.0001. The convergence is questionable.			NE		Algorithm converged.	NE	NE	NE	0.1605	NE		Algorithm converged.	NE	NE
Investigations	Weight decreased	> 60	328	66.3	2	0.6	341	68.5	2	0.6	1.04		Convergence criterion (GCONV=1E-8) satisfied.	0.15	7.42	0.000		Algorithm converged.	-0.011	0.012	1.04		Algorithm converged.	0.15	7.34	0.9689		0.96		Algorithm converged.	0.14	6.79
Investigations	Weight increased	<= 60	167	33.7	0	0.0	157	31.5	3	1.9		*	Quasi-complete separation of data points detected.				*	WARNING: The relative Hessian convergence criterion of 10.630677486 is greater than the limit of 0.0001. The convergence is questionable.			0.00		Algorithm converged.	0.00	NE	0.9999	0.0308	>999.99		Algorithm converged.	0.00	NE
Investigations	Weight increased	> 60	328	66.3	1	0.3	341	68.5	0	0.0		*	Quasi-complete separation of data points detected.				*	WARNING: Negative of Hessian not positive definite.			NE		Algorithm converged.	NE	NE	NE		NE		Algorithm converged.	NE	NE
Investigations	White blood cell count decreased	<= 60	167	33.7	7	4.2	157	31.5	9	5.7	0.72		Convergence criterion (GCONV=1E-8) satisfied.	0.26	1.98	-0.015		Algorithm converged.	-0.063	0.032	0.73		Algorithm converged.	0.28	1.92	0.5242	0.2016	1.37		Algorithm converged.	0.52	3.58
Investigations	White blood cell count decreased	> 60	328	66.3	13	4.0	341	68.5	8	2.3	1.72		Convergence criterion (GCONV=1E-8) satisfied.	0.70	4.20	0.016		Algorithm converged.	-0.010	0.043	1.69		Algorithm converged.	0.71	4.02	0.2362		0.59		Algorithm converged.	0.25	1.41
Investigations	White blood cell count increased	<= 60	167	33.7	0	0.0	157	31.5	0	0.0	NE			NE	NE	NE		NE	NE	NE	NE		NE	NE	NE	NE	NE	NE		NE	NE	NE
Investigations	White blood cell count increased	> 60	328	66.3	1	0.3	341	68.5	0	0.0		*	Quasi-complete separation of data points detected.				*	WARNING: Negative of Hessian not positive definite.			NE		Algorithm converged.	NE	NE	NE		NE		Algorithm converged.	NE	NE
Metabolism and nutrition disorders		<= 60	167	33.7	9	5.4	157	31.5	6	3.8	1.43		Convergence criterion (GCONV=1E-8) satisfied.	0.50	4.12	0.016		Algorithm converged.	-0.030	0.061	1.41		Algorithm converged.	0.51	3.87	0.5047	0.5876	0.71		Algorithm converged.	0.26	1.95
Metabolism and nutrition disorders		> 60	328	66.3	33	10.1	341	68.5	33	9.7	1.04		Convergence criterion (GCONV=1E-8) satisfied.	0.63	1.74	0.004		Algorithm converged.	-0.041	0.049	1.04		Algorithm converged.	0.66	1.64	0.8679		0.96		Algorithm converged.	0.61	1.52
Metabolism and nutrition disorders	Decreased appetite	<= 60	167	33.7	0	0.0	157	31.5	1	0.6		*	Quasi-complete separation of data points detected.				*	WARNING: The relative Hessian convergence criterion of 22.107627762 is greater than the limit of 0.0001. The convergence is questionable.			0.00		Algorithm converged.	0.00	NE	0.9999	0.1257	>999.99		Algorithm converged.	0.00	NE
Metabolism and nutrition disorders	Decreased appetite	> 60	328	66.3	5	1.5	341	68.5	2	0.6	2.62		Convergence criterion (GCONV=1E-8) satisfied.	0.51	13.62	0.009		Algorithm converged.	-0.006	0.025	2.60		Algorithm converged.	0.51	13.30	0.2516		0.38		Algorithm converged.	0.08	1.97
Metabolism and nutrition disorders	Dehydration	<= 60	167	33.7	1	0.6	157	31.5	0	0.0		*	Quasi-complete separation of data points detected.				*	WARNING: Negative of Hessian not positive definite.			NE		Algorithm converged.	NE	NE	NE	0.1455	NE		Algorithm converged.	NE	NE
Metabolism and nutrition disorders	Dehydration	> 60	328	66.3	1	0.3	341	68.5	3	0.9	0.34		Convergence criterion (GCONV=1E-8) satisfied.	0.04	3.33	-0.006		Algorithm converged.	-0.017	0.006	0.35		Algorithm converged.	0.04	3.31	0.3577		2.89		Algorithm converged.	0.30	27.60
Metabolism and nutrition disorders	Diabetes mellitus	<= 60	167	33.7	0	0.0	157	31.5	0	0.0	NE			NE	NE	NE		NE	NE	NE	NE		NE	NE	NE	NE	NE	NE		NE	NE	NE
Metabolism and nutrition disorders	Diabetes mellitus	> 60	328	66.3	0	0.0	341	68.5	1	0.3		*	Quasi-complete separation of data points detected.				*	ERROR: The mean parameter is either invalid or at a limit of its range for some observations.			0.00		Algorithm converged.	0.00	NE	0.9999		>999.99		Algorithm converged.	0.00	NE
Metabolism and nutrition disorders	Diabetes mellitus inadequate control	<= 60	167	33.7	0	0.0	157	31.5	0	0.0	NE			NE	NE	NE		NE	NE	NE	NE		NE	NE	NE	NE	NE	NE		NE	NE	NE
Metabolism and nutrition disorders	Diabetes mellitus inadequate control	> 60	328	66.3	0	0.0	341	68.5	1	0.3		*	Quasi-complete separation of data points detected.				*	ERROR: The mean parameter is either invalid or at a limit of its range for some observations.			0.00		Algorithm converged.	0.00	NE	0.9999		>999.99		Algorithm converged.	0.00	NE
Metabolism and nutrition disorders	Glucose tolerance impaired	<= 60	167	33.7	1	0.6	157	31.5	0	0.0		*	Quasi-complete separation of data points detected.				*	ERROR: Error in computing the link function, its derivatives, or the variance function.			NE		Algorithm converged.	NE	NE	NE	NE	NE		Algorithm converged.	NE	NE
Metabolism and nutrition disorders	Glucose tolerance impaired	> 60	328	66.3	0	0.0	341	68.5	0	0.0	NE			NE	NE	NE		NE	NE	NE	NE		NE	NE	NE	NE		NE		NE	NE	NE
Metabolism and nutrition disorders	Hyperglycaemia	<= 60	167	33.7	2	1.2	157	31.5	0	0.0		*	Quasi-complete separation of data points detected.				*	ERROR: The mean parameter is either invalid or at a limit of its range for some observations.			NE		Algorithm converged.	NE	NE	NE	0.1056	NE		Algorithm converged.	NE	NE
Metabolism and nutrition disorders	Hyperglycaemia	> 60	328	66.3	5	1.5	341	68.5	6	1.8	0.86		Convergence criterion (GCONV=1E-8) satisfied.	0.26	2.86	-0.002		Algorithm converged.	-0.022	0.017	0.87		Algorithm converged.	0.27	2.81	0.8112		1.15		Algorithm converged.	0.36	3.75
Metabolism and nutrition disorders	Hyperkalaemia	<= 60	167	33.7	0	0.0	157	31.5	0	0.0	NE			NE	NE	NE		NE	NE	NE	NE		NE	NE	NE	NE	NE	NE		NE	NE	NE
Metabolism and nutrition disorders	Hyperkalaemia	> 60	328	66.3	0	0.0	341	68.5	2	0.6		*	Quasi-complete separation of data points detected.				*	ERROR: The mean parameter is either invalid or at a limit of its range for some observations.			0.00		Algorithm converged.	0.00	NE	0.9999		>999.99		Algorithm converged.	0.00	NE
Metabolism and nutrition disorders	Hypertriglyceridaemia	<= 60	167	33.7	0	0.0	157	31.5	1	0.6		*	Quasi-complete separation of data points detected.				*	WARNING: The relative Hessian convergence criterion of 22.107627839 is greater than the limit of 0.0001. The convergence is questionable.			0.00		Algorithm converged.	0.00	NE	0.9999	0.0897	>999.99		Algorithm converged.	0.00	NE
Metabolism and nutrition disorders	Hypertriglyceridaemia	> 60	328	66.3	1	0.3	341	68.5	0	0.0		*	Quasi-complete separation of data points detected.				*	WARNING: Negative of Hessian not positive definite.			NE		Algorithm converged.	NE	NE	NE		NE		Algorithm converged.	NE	NE
Metabolism and nutrition disorders	Hyperuricaemia	<= 60	167	33.7	0	0.0	157	31.5	0	0.0	NE			NE	NE	NE		NE	NE	NE	NE		NE	NE	NE	NE	NE	NE		NE	NE	NE
Metabolism and nutrition disorders	Hyperuricaemia	> 60	328	66.3	1	0.3	341	68.5	0	0.0		*	Quasi-complete separation of data points detected.				*	WARNING: Negative of Hessian not positive definite.			NE		Algorithm converged.	NE	NE	NE		NE		Algorithm converged.	NE	NE
Metabolism and nutrition disorders	Hypoalbuminaemia	<= 60	167	33.7	0	0.0	157	31.5	0	0.0	NE			NE	NE	NE		NE	NE	NE	NE		NE	NE	NE	NE	NE	NE		NE	NE	NE
Metabolism and nutrition disorders	Hypoalbuminaemia	> 60	328	66.3	3	0.9	341	68.5	0	0.0		*	Quasi-complete separation of data points detected.				*	ERROR: The mean parameter is either invalid or at a limit of its range for some observations.			NE		Algorithm converged.	NE	NE	NE		NE		Algorithm converged.	NE	NE
Metabolism and nutrition disorders	Hypocalcaemia	<= 60	167	33.7	0	0.0	157	31.5	1	0.6		*	Quasi-complete separation of data points detected.				*	WARNING: The relative Hessian convergence criterion of 22.107627762 is greater than the limit of 0.0001. The convergence is questionable.			0.00		Algorithm converged.	0.00	NE	0.9999	0.2905	>999.99		Algorithm converged.	0.00	NE
Metabolism and nutrition disorders	Hypocalcaemia	> 60	328	66.3	1	0.3	341	68.5	1	0.3	1.04		Convergence criterion (GCONV=1E-8) satisfied.	0.06	16.69	0.000		Algorithm converged.	-0.008	0.008	1.04		Algorithm converged.	0.07	16.55	0.9780		0.96		Algorithm converged.	0.06	15.31
Metabolism and nutrition disorders	Hypoglycaemia	<= 60	167	33.7	0	0.0	157	31.5	0	0.0	NE			NE	NE	NE		NE	NE	NE	NE		NE	NE	NE	NE	1.0000	NE		NE	NE	NE
Metabolism and nutrition disorders	Hypoglycaemia	> 60	328	66.3	1	0.3	341	68.5	1	0.3	1.04		Convergence criterion (GCONV=1E-8) satisfied.	0.06	16.69	0.000		Algorithm converged.	-0.008	0.008	1.04		Algorithm converged.	0.07	16.55	0.9780		0.96		Algorithm converged.	0.06	15.31
Metabolism and nutrition disorders	Hypokalaemia	<= 60	167	33.7	2	1.2	157	31.5	0	0.0		*	Quasi-complete separation of data points detected.				*	WARNING: Negative of Hessian not positive definite.			NE		Algorithm converged.	NE	NE	NE	0.1065	NE		Algorithm converged.	NE	NE
Metabolism and nutrition disorders	Hypokalaemia	> 60	328	66.3	9	2.7	341	68.5	10	2.9	0.93		Convergence criterion (GCONV=1E-8) satisfied.	0.37	2.33	-0.002		Algorithm converged.	-0.027	0.023	0.94		Algorithm converged.	0.39	2.27	0.8833		1.07		Algorithm converged.	0.44	2.60
Metabolism and nutrition disorders	Hypomagnesaemia	<= 60	167	33.7	0	0.0	157	31.5	0	0.0	NE			NE	NE	NE		NE	NE	NE	NE		NE	NE	NE	NE	NE	NE		NE	NE	NE
Metabolism and nutrition disorders	Hypomagnesaemia	> 60	328	66.3	1	0.3	341	68.5	0	0.0		*	Quasi-complete separation of data points detected.				*	WARNING: The relative Hessian convergence criterion of 50.209912281 is greater than the limit of 0.0001. The convergence is questionable.			NE		Algorithm converged.	NE	NE	NE		NE		Algorithm converged.	NE	NE
Metabolism and nutrition disorders	Hyponatraemia	<= 60	167	33.7	1	0.6	157	31.5	2	1.3	0.47		Convergence criterion (GCONV=1E-8) satisfied.	0.04	5.20	-0.007		Algorithm converged.	-0.028	0.014	0.47		Algorithm converged.	0.04	5.13	0.5360	0.6259	2.13		Algorithm converged.	0.19	23.23
Metabolism and nutrition disorders	Hyponatraemia	> 60	328	66.3	6	1.8	341	68.5	7	2.1	0.89		Convergence criterion (GCONV=1E-8) satisfied.	0.30	2.67	-0.002		Algorithm converged.	-0.023	0.019	0.89		Algorithm converged.	0.30	2.62	0.8343		1.12		Algorithm converged.	0.38	3.30
Metabolism and nutrition disorders	Hypophosphataemia	<= 60	167	33.7	3	1.8	157	31.5	1	0.6	2.85		Convergence criterion (GCONV=1E-8) satisfied.	0.29	27.72	0.012		Algorithm converged.	-0.012	0.035	2.82		Algorithm converged.	0.30	26.83	0.3670	0.4270	0.35		Algorithm converged.	0.04	3.37
Metabolism and nutrition disorders	Hypophosphataemia	> 60	328	66.3	5	1.5	341	68.5	5	1.5	1.04		Convergence criterion (GCONV=1E-8) satisfied.	0.30	3.63	0.001		Algorithm converged.	-0.018	0.019	1.04		Algorithm converged.	0.30	3.56	0.9506		0.96		Algorithm converged.	0.28	3.29
Metabolism and nutrition disorders	Hypovolaemia	<= 60	167	33.7	0	0.0	157	31.5	0	0.0	NE			NE	NE	NE		NE	NE	NE	NE		NE	NE	NE	NE	NE	NE		NE	NE	NE
Metabolism and nutrition disorders	Hypovolaemia	> 60	328	66.3	1	0.3	341	68.5	0	0.0		*	Quasi-complete separation of data points detected.				*	WARNING: Negative of Hessian not positive definite.			NE		Algorithm converged.	NE	NE	NE		NE		Algorithm converged.	NE	NE
Metabolism and nutrition disorders	Malnutrition	<= 60	167	33.7	0	0.0	157	31.5	0	0.0	NE			NE	NE	NE		NE	NE	NE	NE		NE	NE	NE	NE	NE	NE		NE	NE	NE
Metabolism and nutrition disorders	Malnutrition	> 60	328	66.3	1	0.3	341	68.5	0	0.0		*	Quasi-complete separation of data points detected.				*	WARNING: Negative of Hessian not positive definite.			NE		Algorithm converged.	NE	NE	NE		NE		Algorithm converged.	NE	NE
Metabolism and nutrition disorders	Tumour lysis syndrome	<= 60	167	33.7	0	0.0	157	31.5	0	0.0	NE			NE	NE	NE		NE	NE	NE	NE		NE	NE	NE	NE	1.0000	NE		NE	NE	NE
Metabolism and nutrition disorders	Tumour lysis syndrome	> 60	328	66.3	2	0.6	341	68.5	3	0.9	0.69		Convergence criterion (GCONV=1E-8) satisfied.	0.11	4.16	-0.003		Algorithm converged.	-0.016	0.010	0.69		Algorithm converged.	0.12	4.12	0.6869		1.44		Algorithm converged.	0.24	8.58
Metabolism and nutrition disorders	Vitamin B1 deficiency	<= 60	167	33.7	0	0.0	157	31.5	0	0.0	NE			NE	NE	NE		NE	NE	NE	NE		NE	NE	NE	NE	NE	NE		NE	NE	NE
Metabolism and nutrition disorders	Vitamin B1 deficiency	> 60	328	66.3	1	0.3	341	68.5	0	0.0		*	Quasi-complete separation of data points detected.				*	WARNING: Negative of Hessian not positive definite.			NE		Algorithm converged.	NE	NE	NE		NE		Algorithm converged.	NE	NE
Musculoskeletal and connective tissue disorders		<= 60	167	33.7	1	0.6	157	31.5	5	3.2	0.18		Convergence criterion (GCONV=1E-8) satisfied.	0.02	1.59	-0.026		Algorithm converged.	-0.056	0.004	0.19		Algorithm converged.	0.02	1.59	0.1252	0.8357	5.32		Algorithm converged.	0.63	45.02
Musculoskeletal and connective tissue disorders		> 60	328	66.3	1	0.3	341	68.5	4	1.2	0.26		Convergence criterion (GCONV=1E-8) satisfied.	0.03	2.32	-0.009		Algorithm converged.	-0.022	0.004	0.26		Algorithm converged.	0.03	2.31	0.2270		3.85		Algorithm converged.	0.43	34.24
Musculoskeletal and connective tissue disorders	Back pain	<= 60	167	33.7	0	0.0	157	31.5	2	1.3		*	Quasi-complete separation of data points detected.				*	WARNING: The relative Hessian convergence criterion of 14.109054211 is greater than the limit of 0.0001. The convergence is questionable.			0.00		Algorithm converged.	0.00	NE	0.9999	0.3224	>999.99		Algorithm converged.	0.00	NE
Musculoskeletal and connective tissue disorders	Back pain	> 60	328	66.3	1	0.3	341	68.5	3	0.9	0.34		Convergence criterion (GCONV=1E-8) satisfied.	0.04	3.33	-0.006		Algorithm converged.	-0.017	0.006	0.35		Algorithm converged.	0.04	3.31	0.3577		2.89		Algorithm converged.	0.30	27.60
Musculoskeletal and connective tissue disorders	Bone pain	<= 60	167	33.7	0	0.0	157	31.5	3	1.9		*	Quasi-complete separation of data points detected.				*	WARNING: The relative Hessian convergence criterion of 10.630677496 is greater than the limit of 0.0001. The convergence is questionable.			0.00		Algorithm converged.	0.00	NE	0.9999	NE	>999.99		Algorithm converged.	0.00	NE
Musculoskeletal and connective tissue disorders	Bone pain	> 60	328	66.3	0	0.0	341	68.5	0	0.0	NE			NE	NE	NE		NE	NE	NE	NE		NE	NE	NE	NE		NE		NE	NE	NE
Musculoskeletal and connective tissue disorders	Musculoskeletal chest pain	<= 60	167	33.7	1	0.6	157	31.5	0	0.0		*	Quasi-complete separation of data points detected.				*	WARNING: Negative of Hessian not positive definite.			NE		Algorithm converged.	NE	NE	NE	NE	NE		Algorithm converged.	NE	NE

Musculoskeletal and connective tissue disorders	Musculoskeletal chest pain	> 60	328	66.3	0	0.0	341	68.5	0	0.0	NE			NE	NE	NE		NE	NE	NE	NE		NE	NE	NE	NE		NE		NE	NE	NE
Musculoskeletal and connective tissue disorders	Pain in extremity	<= 60	167	33.7	0	0.0	157	31.5	0	0.0	NE			NE	NE	NE		NE	NE	NE	NE		NE	NE	NE	NE	NE	NE		NE	NE	NE
Musculoskeletal and connective tissue disorders	Pain in extremity	> 60	328	66.3	0	0.0	341	68.5	1	0.3		*	Quasi-complete separation of data points detected.				*	ERROR: The mean parameter is either invalid or at a limit of its range for some observations.			0.00		Algorithm converged.	0.00	NE	0.9999		>999.99		Algorithm converged.	0.00	NE
Neoplasms benign, malignant and unspecified (incl cysts and polyps)		<= 60	167	33.7	1	0.6	157	31.5	1	0.6	0.94		Convergence criterion (GCONV=1E-8) satisfied.	0.06	15.15	0.000		Algorithm converged.	-0.017	0.017	0.94		Algorithm converged.	0.06	14.90	0.9651	0.6692	1.06		Algorithm converged.	0.07	16.86
Neoplasms benign, malignant and unspecified (incl cysts and polyps)		> 60	328	66.3	2	0.6	341	68.5	1	0.3	2.09		Convergence criterion (GCONV=1E-8) satisfied.	0.19	23.11	0.003		Algorithm converged.	-0.007	0.013	2.08		Algorithm converged.	0.19	22.82	0.5493		0.48		Algorithm converged.	0.04	5.28
Neoplasms benign, malignant and unspecified (incl cysts and polyps)	Adenocarcinoma	<= 60	167	33.7	0	0.0	157	31.5	0	0.0	NE			NE	NE	NE		NE	NE	NE	NE		NE	NE	NE	NE	NE	NE		NE	NE	NE
Neoplasms benign, malignant and unspecified (incl cysts and polyps)	Adenocarcinoma	> 60	328	66.3	0	0.0	341	68.5	1	0.3		*	Quasi-complete separation of data points detected.				*	ERROR: The mean parameter is either invalid or at a limit of its range for some observations.			0.00		Algorithm converged.	0.00	NE	0.9999		>999.99		Algorithm converged.	0.00	NE
Neoplasms benign, malignant and unspecified (incl cysts and polyps)	Adenocarcinoma of colon	<= 60	167	33.7	0	0.0	157	31.5	0	0.0	NE			NE	NE	NE		NE	NE	NE	NE		NE	NE	NE	NE	NE	NE		NE	NE	NE
Neoplasms benign, malignant and unspecified (incl cysts and polyps)	Adenocarcinoma of colon	> 60	328	66.3	1	0.3	341	68.5	0	0.0		*	Quasi-complete separation of data points detected.				*	WARNING: Negative of Hessian not positive definite.			NE		Algorithm converged.	NE	NE	NE		NE		Algorithm converged.	NE	NE
Neoplasms benign, malignant and unspecified (incl cysts and polyps)	Colorectal cancer	<= 60	167	33.7	0	0.0	157	31.5	0	0.0	NE			NE	NE	NE		NE	NE	NE	NE		NE	NE	NE	NE	NE	NE		NE	NE	NE
Neoplasms benign, malignant and unspecified (incl cysts and polyps)	Colorectal cancer	> 60	328	66.3	1	0.3	341	68.5	0	0.0		*	Quasi-complete separation of data points detected.				*	WARNING: Negative of Hessian not positive definite.			NE		Algorithm converged.	NE	NE	NE		NE		Algorithm converged.	NE	NE
Neoplasms benign, malignant and unspecified (incl cysts and polyps)	Hodgkin's disease	<= 60	167	33.7	0	0.0	157	31.5	1	0.6		*	Quasi-complete separation of data points detected.				*	WARNING: The relative Hessian convergence criterion of 22.107627762 is greater than the limit of 0.0001. The convergence is questionable.			0.00		Algorithm converged.	0.00	NE	0.9999	NE	>999.99		Algorithm converged.	0.00	NE
Neoplasms benign, malignant and unspecified (incl cysts and polyps)	Hodgkin's disease	> 60	328	66.3	0	0.0	341	68.5	0	0.0	NE			NE	NE	NE		NE	NE	NE	NE		NE	NE	NE	NE		NE		NE	NE	NE
Neoplasms benign, malignant and unspecified (incl cysts and polyps)	Papillary renal cell carcinoma	<= 60	167	33.7	1	0.6	157	31.5	0	0.0		*	Quasi-complete separation of data points detected.				*	WARNING: Negative of Hessian not positive definite.			NE		Algorithm converged.	NE	NE	NE	NE	NE		Algorithm converged.	NE	NE
Neoplasms benign, malignant and unspecified (incl cysts and polyps)	Papillary renal cell carcinoma	> 60	328	66.3	0	0.0	341	68.5	0	0.0	NE			NE	NE	NE		NE	NE	NE	NE		NE	NE	NE	NE		NE		NE	NE	NE
Nervous system disorders		<= 60	167	33.7	2	1.2	157	31.5	4	2.5	0.46		Convergence criterion (GCONV=1E-8) satisfied.	0.08	2.57	-0.014		Algorithm converged.	-0.043	0.016	0.47		Algorithm converged.	0.09	2.53	0.3794	0.5377	2.13		Algorithm converged.	0.40	11.45
Nervous system disorders		> 60	328	66.3	15	4.6	341	68.5	19	5.6	0.81		Convergence criterion (GCONV=1E-8) satisfied.	0.41	1.63	-0.010		Algorithm converged.	-0.043	0.023	0.82		Algorithm converged.	0.42	1.59	0.5574		1.22		Algorithm converged.	0.63	2.36
Nervous system disorders	Aphasia	<= 60	167	33.7	0	0.0	157	31.5	0	0.0	NE			NE	NE	NE		NE	NE	NE	NE		NE	NE	NE	NE	NE	NE		NE	NE	NE
Nervous system disorders	Aphasia	> 60	328	66.3	0	0.0	341	68.5	1	0.3		*	Quasi-complete separation of data points detected.				*	ERROR: The mean parameter is either invalid or at a limit of its range for some observations.			0.00		Algorithm converged.	0.00	NE	0.9999		>999.99		Algorithm converged.	0.00	NE
Nervous system disorders	Carotid artery stenosis	<= 60	167	33.7	0	0.0	157	31.5	0	0.0	NE			NE	NE	NE		NE	NE	NE	NE		NE	NE	NE	NE	NE	NE		NE	NE	NE
Nervous system disorders	Carotid artery stenosis	> 60	328	66.3	0	0.0	341	68.5	1	0.3		*	Quasi-complete separation of data points detected.				*	ERROR: The mean parameter is either invalid or at a limit of its range for some observations.			0.00		Algorithm converged.	0.00	NE	0.9999		>999.99		Algorithm converged.	0.00	NE
Nervous system disorders	Cerebellar ataxia	<= 60	167	33.7	0	0.0	157	31.5	0	0.0	NE			NE	NE	NE		NE	NE	NE	NE		NE	NE	NE	NE	NE	NE		NE	NE	NE
Nervous system disorders	Cerebellar ataxia	> 60	328	66.3	1	0.3	341	68.5	0	0.0		*	Quasi-complete separation of data points detected.				*	WARNING: The relative Hessian convergence criterion of 50.209912281 is greater than the limit of 0.0001. The convergence is questionable.			NE		Algorithm converged.	NE	NE	NE		NE		Algorithm converged.	NE	NE
Nervous system disorders	Cerebral infarction	<= 60	167	33.7	0	0.0	157	31.5	0	0.0	NE			NE	NE	NE		NE	NE	NE	NE		NE	NE	NE	NE	NE	NE		NE	NE	NE
Nervous system disorders	Cerebral infarction	> 60	328	66.3	0	0.0	341	68.5	1	0.3		*	Quasi-complete separation of data points detected.				*	ERROR: The mean parameter is either invalid or at a limit of its range for some observations.			0.00		Algorithm converged.	0.00	NE	0.9999		>999.99		Algorithm converged.	0.00	NE
Nervous system disorders	Cerebrovascular accident	<= 60	167	33.7	0	0.0	157	31.5	0	0.0	NE			NE	NE	NE		NE	NE	NE	NE		NE	NE	NE	NE	NE	NE		NE	NE	NE
Nervous system disorders	Cerebrovascular accident	> 60	328	66.3	0	0.0	341	68.5	2	0.6		*	Quasi-complete separation of data points detected.				*	ERROR: The mean parameter is either invalid or at a limit of its range for some observations.			0.00		Algorithm converged.	0.00	NE	0.9999		>999.99		Algorithm converged.	0.00	NE
Nervous system disorders	Dizziness	<= 60	167	33.7	1	0.6	157	31.5	0	0.0		*	Quasi-complete separation of data points detected.				*	WARNING: Negative of Hessian not positive definite.			NE		Algorithm converged.	NE	NE	NE	0.1018	NE		Algorithm converged.	NE	NE
Nervous system disorders	Dizziness	> 60	328	66.3	0	0.0	341	68.5	1	0.3		*	Quasi-complete separation of data points detected.				*	ERROR: The mean parameter is either invalid or at a limit of its range for some observations.			0.00		Algorithm converged.	0.00	NE	0.9999		>999.99		Algorithm converged.	0.00	NE
Nervous system disorders	Epilepsy	<= 60	167	33.7	0	0.0	157	31.5	1	0.6		*	Quasi-complete separation of data points detected.				*	WARNING: The relative Hessian convergence criterion of 22.107627839 is greater than the limit of 0.0001. The convergence is questionable.			0.00		Algorithm converged.	0.00	NE	0.9999	NE	>999.99		Algorithm converged.	0.00	NE
Nervous system disorders	Epilepsy	> 60	328	66.3	0	0.0	341	68.5	0	0.0	NE			NE	NE	NE		NE	NE	NE	NE		NE	NE	NE	NE		NE		NE	NE	NE
Nervous system disorders	Headache	<= 60	167	33.7	1	0.6	157	31.5	1	0.6	0.94		Convergence criterion (GCONV=1E-8) satisfied.	0.06	15.15	0.000		Algorithm converged.	-0.017	0.017	0.94		Algorithm converged.	0.06	14.90	0.9651	0.1455	1.06		Algorithm converged.	0.07	16.86
Nervous system disorders	Headache	> 60	328	66.3	0	0.0	341	68.5	3	0.9		*	Quasi-complete separation of data points detected.				*	ERROR: The mean parameter is either invalid or at a limit of its range for some observations.			0.00		Algorithm converged.	0.00	NE	0.9999		>999.99		Algorithm converged.	0.00	NE
Nervous system disorders	Hypoaesthesia	<= 60	167	33.7	0	0.0	157	31.5	0	0.0	NE			NE	NE	NE		NE	NE	NE	NE		NE	NE	NE	NE	NE	NE		NE	NE	NE
Nervous system disorders	Hypoaesthesia	> 60	328	66.3	0	0.0	341	68.5	1	0.3		*	Quasi-complete separation of data points detected.				*	ERROR: The mean parameter is either invalid or at a limit of its range for some observations.			0.00		Algorithm converged.	0.00	NE	0.9999		>999.99		Algorithm converged.	0.00	NE
Nervous system disorders	Hypotonia	<= 60	167	33.7	0	0.0	157	31.5	0	0.0	NE			NE	NE	NE		NE	NE	NE	NE		NE	NE	NE	NE	NE	NE		NE	NE	NE
Nervous system disorders	Hypotonia	> 60	328	66.3	0	0.0	341	68.5	1	0.3		*	Quasi-complete separation of data points detected.				*	ERROR: The mean parameter is either invalid or at a limit of its range for some observations.			0.00		Algorithm converged.	0.00	NE	0.9999		>999.99		Algorithm converged.	0.00	NE
Nervous system disorders	Nervous system disorder	<= 60	167	33.7	0	0.0	157	31.5	1	0.6		*	Quasi-complete separation of data points detected.				*	WARNING: The relative Hessian convergence criterion of 22.107627839 is greater than the limit of 0.0001. The convergence is questionable.			0.00		Algorithm converged.	0.00	NE	0.9999	NE	>999.99		Algorithm converged.	0.00	NE
Nervous system disorders	Nervous system disorder	> 60	328	66.3	0	0.0	341	68.5	0	0.0	NE			NE	NE	NE		NE	NE	NE	NE		NE	NE	NE	NE		NE		NE	NE	NE
Nervous system disorders	Neuropathy peripheral	<= 60	167	33.7	0	0.0	157	31.5	0	0.0	NE			NE	NE	NE		NE	NE	NE	NE		NE	NE	NE	NE	1.0000	NE		NE	NE	NE
Nervous system disorders	Neuropathy peripheral	> 60	328	66.3	2	0.6	341	68.5	3	0.9	0.69		Convergence criterion (GCONV=1E-8) satisfied.	0.11	4.16	-0.003		Algorithm converged.	-0.016	0.010	0.69		Algorithm converged.	0.12	4.12	0.6869		1.44		Algorithm converged.	0.24	8.58
Nervous system disorders	Paralysis recurrent laryngeal nerve	<= 60	167	33.7	0	0.0	157	31.5	0	0.0	NE			NE	NE	NE		NE	NE	NE	NE		NE	NE	NE	NE		NE		NE	NE	NE
Nervous system disorders	Paralysis recurrent laryngeal nerve	> 60	328	66.3	1	0.3	341	68.5	0	0.0		*	Quasi-complete separation of data points detected.				*	WARNING: Negative of Hessian not positive definite.			NE		Algorithm converged.	NE	NE	NE		NE		Algorithm converged.	NE	NE
Nervous system disorders	Peripheral motor neuropathy	<= 60	167	33.7	0	0.0	157	31.5	0	0.0	NE			NE	NE	NE		NE	NE	NE	NE		NE	NE	NE	NE		NE		NE	NE	NE
Nervous system disorders	Peripheral motor neuropathy	> 60	328	66.3	2	0.6	341	68.5	0	0.0		*	Quasi-complete separation of data points detected.				*	WARNING: Negative of Hessian not positive definite.			NE		Algorithm converged.	NE	NE	NE		NE		Algorithm converged.	NE	NE
Nervous system disorders	Peripheral sensory neuropathy	<= 60	167	33.7	0	0.0	157	31.5	0	0.0	NE			NE	NE	NE		NE	NE	NE	NE		NE	NE	NE	NE	NE	NE		NE	NE	NE
Nervous system disorders	Peripheral sensory neuropathy	> 60	328	66.3	2	0.6	341	68.5	0	0.0		*	Quasi-complete separation of data points detected.				*	WARNING: Negative of Hessian not positive definite.			NE		Algorithm converged.	NE	NE	NE		NE		Algorithm converged.	NE	NE
Nervous system disorders	Peroneal nerve palsy	<= 60	167	33.7	0	0.0	157	31.5	0	0.0	NE			NE	NE	NE		NE	NE	NE	NE		NE	NE	NE	NE	NE	NE		NE	NE	NE
Nervous system disorders	Peroneal nerve palsy	> 60	328	66.3	1	0.3	341	68.5	0	0.0		*	Quasi-complete separation of data points detected.				*	WARNING: Negative of Hessian not positive definite.			NE		Algorithm converged.	NE	NE	NE		NE		Algorithm converged.	NE	NE
Nervous system disorders	Polyneuropathy	<= 60	167	33.7	0	0.0	157	31.5	0	0.0	NE			NE	NE	NE		NE	NE	NE	NE		NE	NE	NE	NE	NE	NE		NE	NE	NE
Nervous system disorders	Polyneuropathy	> 60	328	66.3	1	0.3	341	68.5	0	0.0		*	Quasi-complete separation of data points detected.				*	WARNING: Negative of Hessian not positive definite.			NE		Algorithm converged.	NE	NE	NE		NE		Algorithm converged.	NE	NE
Nervous system disorders	Presyncope	<= 60	167	33.7	0	0.0	157	31.5	0	0.0	NE			NE	NE	NE		NE	NE	NE	NE		NE	NE	NE	NE	1.0000	NE		NE	NE	NE
Nervous system disorders	Presyncope	> 60	328	66.3	1	0.3	341	68.5	1	0.3	1.04		Convergence criterion (GCONV=1E-8) satisfied.	0.06	16.69	0.000		Algorithm converged.	-0.008	0.008	1.04		Algorithm converged.	0.07	16.55	0.9780		0.96		Algorithm converged.	0.06	15.31
Nervous system disorders	Spinal cord compression	<= 60	167	33.7	0	0.0	157	31.5	0	0.0	NE			NE	NE	NE		NE	NE	NE	NE		NE	NE	NE	NE	NE	NE		NE	NE	NE
Nervous system disorders	Spinal cord compression	> 60	328	66.3	1	0.3	341	68.5	0	0.0		*	Quasi-complete separation of data points detected.				*	WARNING: Negative of Hessian not positive definite.			NE		Algorithm converged.	NE	NE	NE		NE		Algorithm converged.	NE	NE
Nervous system disorders	Syncope	<= 60	167	33.7	1	0.6	157	31.5	1	0.6	0.94		Convergence criterion (GCONV=1E-8) satisfied.	0.06	15.15	0.000		Algorithm converged.	-0.017	0.017	0.94		Algorithm converged.	0.06	14.90	0.9651	0.9467	1.06		Algorithm converged.	0.07	16.86
Nervous system disorders	Syncope	> 60	328	66.3	7	2.1	341	68.5	7	2.1	1.04		Convergence criterion (GCONV=1E-8) satisfied.	0.36	3.00	0.001		Algorithm converged.	-0.021	0.023	1.04		Algorithm converged.	0.37	2.93	0.9414		0.96		Algorithm converged.	0.34	2.71
Psychiatric disorders		<= 60	167	33.7	2	1.2	157	31.5	0	0.0		*	Quasi-complete separation of data points detected.				*	WARNING: Negative of Hessian not positive definite.			NE		Algorithm converged.	NE	NE	NE	0.2606	NE		Algorithm converged.	NE	NE
Psychiatric disorders		> 60	328	66.3	4	1.2	341	68.5	2	0.6	2.09		Convergence criterion (GCONV=1E-8) satisfied.	0.38	11.50	0.006		Algorithm converged.	-0.008	0.021	2.08		Algorithm converged.	0.38	11.28	0.3961		0.48		Algorithm converged.	0.09	2.61
Psychiatric disorders	Agitation	<= 60	167	33.7	1	0.6	157	31.5	0	0.0		*	Quasi-complete separation of data points detected.				*	WARNING: Negative of Hessian not positive definite.			NE		Algorithm converged.	NE	NE	NE	NE	NE		Algorithm converged.	NE	NE
Psychiatric disorders	Agitation	> 60	328	66.3	0	0.0	341	68.5	0	0.0	NE			NE	NE	NE		NE	NE	NE	NE		NE	NE	NE	NE		NE		NE	NE	NE
Psychiatric disorders	Confusional state	<= 60	167	33.7	0	0.0	157	31.5	0	0.0	NE			NE	NE	NE		NE	NE	NE	NE		NE	NE	NE	NE	1.0000	NE		NE	NE	NE
Psychiatric disorders	Confusional state	> 60	328	66.3	2	0.6	341	68.5	1	0.3	2.09		Convergence criterion (GCONV=1E-8) satisfied.	0.19	23.11	0.003		Algorithm converged.	-0.007	0.013	2.08		Algorithm converged.	0.19	22.82	0.5493		0.48		Algorithm converged.	0.04	5.28
Psychiatric disorders	Depression	<= 60	167	33.7	0	0.0	157	31.5	0	0.0	NE			NE	NE	NE		NE	NE	NE	NE		NE	NE	NE	NE	NE	NE		NE	NE	NE
Psychiatric disorders	Depression	> 60	328	66.3	1	0.3	341	68.5	0	0.0		*	Quasi-complete separation of data points detected.				*	WARNING: Negative of Hessian not positive definite.			NE		Algorithm converged.	NE	NE	NE		NE		Algorithm converged.	NE	NE
Psychiatric disorders	Disorientation	<= 60	167	33.7	0	0.0	157	31.5	0	0.0	NE			NE	NE	NE		NE	NE	NE	NE		NE	NE	NE	NE	NE	NE		NE	NE	NE
Psychiatric disorders	Disorientation	> 60	328	66.3	1	0.3	341	68.5	0	0.0		*	Quasi-complete separation of data points detected.				*	WARNING: Negative of Hessian not positive definite.			NE		Algorithm converged.	NE	NE	NE		NE		Algorithm converged.	NE	NE
Psychiatric disorders	Insomnia	<= 60	167	33.7	0	0.0	157	31.5	0	0.0	NE			NE	NE	NE		NE	NE	NE	NE		NE	NE	NE	NE	1.0000	NE		NE	NE	NE
Psychiatric disorders	Insomnia	> 60	328	66.3	1	0.3	341	68.5	1	0.3	1.04		Convergence criterion (GCONV=1E-8) satisfied.	0.06	16.69	0.000		Algorithm converged.	-0.008	0.008	1.04		Algorithm converged.	0.07	16.55	0.9780		0.96		Algorithm converged.	0.06	15.31
Psychiatric disorders	Mental status changes	<= 60	167	33.7	1	0.6	157	31.5	0	0.0		*	Quasi-complete separation of data points detected.				*	ERROR: Error in computing the link function, its derivatives, or the variance function.			NE		Algorithm converged.	NE	NE	NE	NE	NE		Algorithm converged.	NE	NE
Psychiatric disorders	Mental status changes	> 60	328	66.3	0	0.0	341	68.5	0	0.0	NE			NE	NE	NE		NE	NE	NE	NE		NE	NE	NE	NE		NE		NE	NE	NE
Renal and urinary disorders		<= 60	167	33.7	0	0.0	157	31.5	1	0.6		*	Quasi-complete separation of data points detected.				*	WARNING: The relative Hessian convergence criterion of 22.107627839 is greater than the limit of 0.0001. The convergence is questionable.			0.00		Algorithm converged.	0.00	NE	0.9999	0.0955	>999.99		Algorithm converged.	0.00	NE
Renal and urinary disorders		> 60	328	66.3	4	1.2	341	68.5	1	0.3	4.20		Convergence criterion (GCONV=1E-8) satisfied.	0.47	37.75	0.009		Algorithm converged.	-0.004	0.022	4.16		Algorithm converged.	0.47	37.01	0.2013		0.24		Algorithm converged.	0.03	2.14
Renal and urinary disorders	Acute kidney injury	<= 60	167	33.7	0	0.0	157	31.5	0	0.0	NE			NE	NE	NE		NE	NE	NE	NE		NE	NE	NE	NE	1.0000	NE		NE	NE	NE
Renal and urinary disorders	Acute kidney injury	> 60	328	66.3	3	0.9	341	68.5	1	0.3	3.14		Convergence criterion (GCONV=1E-8) satisfied.	0.32	30.32	0.006		Algorithm converged.	-0.006	0.018	3.12		Algorithm converged.	0.33	29.83	0.3235		0.32		Algorithm converged.	0.03	3.07
Renal and urinary disorders	Cystitis noninfective	<= 60	167	33.7	0	0.0	157	31.5	1	0.6		*	Quasi-complete separation of data points detected.				*	WARNING: The relative Hessian convergence criterion of 22.107627839 is greater than the limit of 0.0001. The convergence is questionable.			0.00		Algorithm converged.	0.00	NE	0.9999	NE	>999.99		Algorithm converged.	0.00	NE
Renal and urinary disorders	Cystitis noninfective	> 60	328	66.3	0	0.0	341	68.5	0	0.0	NE			NE	NE	NE		NE	NE	NE	NE		NE	NE	NE	NE		NE		NE	NE	NE
Renal and urinary disorders	Renal failure	<= 60	167	33.7	0	0.0	157	31.5	0	0.0	NE			NE	NE	NE		NE	NE	NE	NE		NE	NE	NE	NE	NE	NE		NE	NE	NE
Renal and urinary disorders	Renal failure	> 60	328	66.3	1	0.3	341	68.5	0	0.0		*	Quasi-complete separation of data points detected.				*	WARNING: Negative of Hessian not positive definite.			NE		Algorithm converged.	NE	NE	NE		NE		Algorithm converged.	NE	NE
Renal and urinary disorders	Urinary retention	<= 60	167	33.7	0	0.0	157	31.5	0	0.0	NE			NE	NE	NE		NE	NE	NE	NE		NE	NE	NE	NE	NE	NE		NE	NE	NE
Renal and urinary disorders	Urinary retention	> 60	328	66.3	1	0.3	341	68.5	0	0.0		*	Quasi-complete separation of data points detected.				*	WARNING: Negative of Hessian not positive definite.			NE		Algorithm converged.	NE	NE	NE		NE		Algorithm converged.	NE	NE
Reproductive system and breast disorders		<= 60	167	33.7	2	1.2	157	31.5	0	0.0		*	Quasi-complete separation of data points detected.				*	WARNING: The relative Hessian convergence criterion of 13.069013341 is greater than the limit of 0.0001. The convergence is questionable.			NE		Algorithm converged.	NE	NE	NE	NE	NE		Algorithm converged.	NE	NE
Reproductive system and breast disorders		> 60	328	66.3	0	0.0	341	68.5	0	0.0	NE			NE	NE	NE		NE	NE	NE	NE		NE	NE	NE	NE		NE		NE	NE	NE
Reproductive system and breast disorders	Female genital tract fistula	<= 60	167	33.7	1	0.6	157	31.5	0	0.0		*	Quasi-complete separation of data points detected.				*	ERROR: Error in computing the link function, its derivatives, or the variance function.			NE		Algorithm converged.	NE	NE	NE	NE	NE		Algorithm converged.	NE	NE
Reproductive system and breast disorders	Female genital tract fistula	> 60	328	66.3	0	0.0	341	68.5	0	0.0	NE			NE	NE	NE		NE	NE	NE	NE		NE	NE	NE	NE		NE		NE	NE	NE
Reproductive system and breast disorders	Uterine pain	<= 60	167	33.7	1	0.6	157	31.5	0	0.0		*	Quasi-complete separation of data points detected.				*	WARNING: Negative of Hessian not positive definite.			NE		Algorithm converged.	NE	NE	NE	NE	NE		Algorithm converged.	NE	NE
Reproductive system and breast disorders	Uterine pain	> 60	328	66.3	0	0.0	341	68.5	0	0.0	NE			NE	NE	NE		NE	NE	NE	NE		NE	NE	NE	NE		NE		NE	NE	NE
Respiratory, thoracic and mediastinal disorders		<= 60	167	33.7	4	2.4	157	31.5	3	1.9	1.26		Convergence criterion (GCONV=1E-8) satisfied.	0.28	5.72	0.005		Algorithm converged.	-0.027	0.036	1.25		Algorithm converged.	0.29	5.51	0.7649	0.9260	0.80		Algorithm converged.	0.18	3.51
Respiratory, thoracic and mediastinal disorders		> 60	328	66.3	10	3.0	341	68.5	9	2.6	1.16		Convergence criterion (GCONV=1E-8) satisfied.	0.47	2.89	0.004		Algorithm converged.	-0.021	0.029	1.16		Algorithm converged.	0.48	2.81	0.7501		0.87		Algorithm converged.	0.36	2.10
Respiratory, thoracic and mediastinal disorders	Acute respiratory failure	<= 60	167	33.7	0	0.0	157	31.5	0	0.0	NE			NE	NE	NE		NE	NE	NE	NE		NE	NE	NE	NE	NE	NE		NE	NE	NE
Respiratory, thoracic and mediastinal disorders	Acute respiratory failure	> 60	328	66.3	0	0.0	341	68.5	1	0.3		*	Quasi-complete separation of data points detected.				*	ERROR: The mean parameter is either invalid or at a limit of its range for some observations.			0.00		Algorithm converged.	0.00	NE	0.9999		>999.99		Algorithm converged.	0.00	NE
Respiratory, thoracic and mediastinal disorders	Chronic obstructive pulmonary disease	<= 60	167	33.7	0	0.0	157	31.5	0	0.0	NE			NE	NE	NE		NE	NE	NE	NE		NE	NE	NE	NE	NE	NE		NE	NE	NE
Respiratory, thoracic and mediastinal disorders	Chronic obstructive pulmonary disease	> 60	328	66.3	0	0.0	341	68.5	1	0.3		*	Quasi-complete separation of data points detected.				*	ERROR: The mean parameter is either invalid or at a limit of its range for some observations.			0.00		Algorithm converged.	0.00	NE	0.9999		>999.99		Algorithm converged.	0.00	NE
Respiratory, thoracic and mediastinal disorders	Dyspnoea	<= 60	167	33.7	1	0.6	157	31.5	1	0.6	0.94		Convergence criterion (GCONV=1E-8) satisfied.	0.06	15.15	0.000		Algorithm converged.	-0.017	0.017	0.94		Algorithm converged.	0.06	14.90	0.9651	0.9535	1.06		Algorithm converged.	0.07	16.86
Respiratory, thoracic and mediastinal disorders	Dyspnoea	> 60	328	66.3	2	0.6	341	68.5	2	0.6	1.04		Convergence criterion (GCONV=1E-8) satisfied.	0.15	7.42	0.000		Algorithm converged.	-0.011	0.012	1.04		Algorithm converged.	0.15	7.34	0.9689		0.96		Algorithm converged.	0.14	6.79
Respiratory, thoracic and mediastinal disorders	Hypoxia	<= 60	167	33.7	1	0.6	157	31.5	0	0.0		*	Quasi-complete separation of data points detected.				*	WARNING: Negative of Hessian not positive definite.			NE		Algorithm converged.	NE	NE	NE	0.5426	NE		Algorithm converged.	NE	NE
Respiratory, thoracic and mediastinal disorders	Hypoxia	> 60	328	66.3	4	1.2	341	68.5	1	0.3	4.20		Convergence criterion (GCONV=1E-8) satisfied.	0.47	37.75	0.009		Algorithm converged.	-0.004	0.022	4.16		Algorithm converged.	0.47	37.01	0.2013		0.24		Algorithm converged.	0.03	2.14
Respiratory, thoracic and mediastinal disorders	Oropharyngeal pain	<= 60	167	33.7	1	0.6	157	31.5	0	0.0		*	Quasi-complete separation of data points detected.				*	WARNING: Negative of Hessian not positive definite.			NE		Algorithm converged.	NE	NE	NE	0.1018	NE		Algorithm converged.	NE	NE
Respiratory, thoracic and mediastinal disorders	Oropharyngeal pain	> 60	328	66.3	0	0.0	341	68.5	1	0.3		*	Quasi-complete separation of data points detected.				*	ERROR: The mean parameter is either invalid or at a limit of its range for some observations.			0.00		Algorithm converged.	0.00	NE	0.9999		>999.99		Algorithm converged.	0.00	NE
Respiratory, thoracic and mediastinal disorders	Pleural effusion	<= 60	167	33.7	0	0.0	157	31.5	1	0.6		*	Quasi-complete separation of data points detected.				*	WARNING: The relative Hessian convergence criterion of 22.107627685 is greater than the limit of 0.0001. The convergence is questionable.			0.00		Algorithm converged.	0.00	NE	0.9999	NE	>999.99		Algorithm converged.	0.00	NE
Respiratory, thoracic and mediastinal disorders	Pleural effusion	> 60	328	66.3	0	0.0	341	68.5	0	0.0	NE			NE	NE	NE		NE	NE	NE	NE		NE	NE	NE	NE		NE		NE	NE	NE
Respiratory, thoracic and mediastinal disorders	Pneumonitis	<= 60	167	33.7	0	0.0	157	31.5	1	0.6		*	Quasi-complete separation of data points detected.				*	WARNING: The relative Hessian convergence criterion of 22.107627685 is greater than the limit of 0.0001. The convergence is questionable.			0.00		Algorithm converged.	0.00	NE	0.9999	0.2905	>999.99		Algorithm converged.	0.00	NE
Respiratory, thoracic and mediastinal disorders	Pneumonitis	> 60	328	66.3	1	0.3	341	68.5	1	0.3	1.04		Convergence criterion (GCONV=1E-8) satisfied.	0.06	16.69	0.000		Algorithm converged.	-0.008	0.008	1.04		Algorithm converged.	0.07	16.55	0.9780		0.96		Algorithm converged.	0.06	15.31
Respiratory, thoracic and mediastinal disorders	Pulmonary embolism	<= 60	167	33.7	1	0.6	157	31.5	0	0.0		*	Quasi-complete separation of data points detected.				*	WARNING: Negative of Hessian not positive definite.			NE		Algorithm converged.	NE	NE	NE	0.2923	NE		Algorithm converged.	NE	NE
Respiratory, thoracic and mediastinal disorders	Pulmonary embolism	> 60	328	66.3	2	0.6	341	68.5	2	0.6	1.04		Convergence criterion (GCONV=1E-8) satisfied.	0.15	7.42	0.000		Algorithm converged.	-0.011	0.012	1.04		Algorithm converged.	0.15	7.34	0.9689		0.96		Algorithm converged.	0.14	6.79
Respiratory, thoracic and mediastinal disorders	Pulmonary oedema	<= 60	167	33.7	0	0.0	157	31.5	0	0.0	NE			NE	NE	NE		NE	NE	NE	NE		NE	NE	NE	NE	NE	NE		NE	NE	NE
Respiratory, thoracic and mediastinal disorders	Pulmonary oedema	> 60	328	66.3	1	0.3	341	68.5	0	0.0		*	Quasi-complete separation of data points detected.				*	WARNING: Negative of Hessian not positive definite.			NE		Algorithm converged.	NE	NE	NE		NE		Algorithm converged.	NE	NE
Respiratory, thoracic and mediastinal disorders	Tachypnoea	<= 60	167	33.7	0	0.0	157	31.5	0	0.0	NE			NE	NE	NE		NE	NE	NE	NE		NE	NE	NE	NE	NE	NE		NE	NE	NE
Respiratory, thoracic and mediastinal disorders	Tachypnoea	> 60	328	66.3	0	0.0	341	68.5	1	0.3		*	Quasi-complete separation of data points detected.				*	ERROR: The mean parameter is either invalid or at a limit of its range for some observations.			0.00		Algorithm converged.	0.00	NE	0.9999		>999.99		Algorithm converged.	0.00	NE
Skin and subcutaneous tissue disorders		<= 60	167	33.7	3	1.8	157	31.5	2	1.3	1.42		Convergence criterion (GCONV=1E-8) satisfied.	0.23	8.60	0.005		Algorithm converged.	-0.021	0.032	1.41		Algorithm converged.	0.24	8.33	0.7044	0.8017	0.71		Algorithm converged.	0.12	4.19

Skin and subcutaneous tissue disorders		> 60	328	66.3	3	0.9	341	68.5	3	0.9	1.04		Convergence criterion (GCONV=1E-8) satisfied.	0.21	5.19	0.000		Algorithm converged.	-0.014	0.015	1.04		Algorithm converged.	0.21	5.11	0.9619		0.96		Algorithm converged.	0.20	4.73
Skin and subcutaneous tissue disorders	Alopecia	<= 60	167	33.7	0	0.0	157	31.5	1	0.6		*	Quasi-complete separation of data points detected.				*	WARNING: The relative Hessian convergence criterion of 22.107627762 is greater than the limit of 0.0001. The convergence is questionable.			0.00		Algorithm converged.	0.00	NE	0.9999	NE	>999.99		Algorithm converged.	0.00	NE
Skin and subcutaneous tissue disorders	Alopecia	> 60	328	66.3	0	0.0	341	68.5	0	0.0	NE			NE	NE	NE		NE	NE	NE	NE		NE	NE	NE	NE		NE		NE	NE	NE
Skin and subcutaneous tissue disorders	Bullous haemorrhagic dermatosis	<= 60	167	33.7	0	0.0	157	31.5	0	0.0	NE			NE	NE	NE		NE	NE	NE	NE		NE	NE	NE	NE	NE	NE		NE	NE	NE
Skin and subcutaneous tissue disorders	Bullous haemorrhagic dermatosis	> 60	328	66.3	1	0.3	341	68.5	0	0.0		*	Quasi-complete separation of data points detected.				*	WARNING: Negative of Hessian not positive definite.			NE		Algorithm converged.	NE	NE	NE		NE		Algorithm converged.	NE	NE
Skin and subcutaneous tissue disorders	Hyperhidrosis	<= 60	167	33.7	0	0.0	157	31.5	0	0.0	NE			NE	NE	NE		NE	NE	NE	NE		NE	NE	NE	NE	NE	NE		NE	NE	NE
Skin and subcutaneous tissue disorders	Hyperhidrosis	> 60	328	66.3	0	0.0	341	68.5	1	0.3		*	Quasi-complete separation of data points detected.				*	ERROR: The mean parameter is either invalid or at a limit of its range for some observations.			0.00		Algorithm converged.	0.00	NE	0.9999		>999.99		Algorithm converged.	0.00	NE
Skin and subcutaneous tissue disorders	Nail discolouration	<= 60	167	33.7	0	0.0	157	31.5	0	0.0	NE			NE	NE	NE		NE	NE	NE	NE		NE	NE	NE	NE	NE	NE		NE	NE	NE
Skin and subcutaneous tissue disorders	Nail discolouration	> 60	328	66.3	0	0.0	341	68.5	1	0.3		*	Quasi-complete separation of data points detected.				*	ERROR: The mean parameter is either invalid or at a limit of its range for some observations.			0.00		Algorithm converged.	0.00	NE	0.9999		>999.99		Algorithm converged.	0.00	NE
Skin and subcutaneous tissue disorders	Pruritus	<= 60	167	33.7	0	0.0	157	31.5	1	0.6		*	Quasi-complete separation of data points detected.				*	WARNING: The relative Hessian convergence criterion of 22.107627762 is greater than the limit of 0.0001. The convergence is questionable.			0.00		Algorithm converged.	0.00	NE	0.9999	NE	>999.99		Algorithm converged.	0.00	NE
Skin and subcutaneous tissue disorders	Pruritus	> 60	328	66.3	0	0.0	341	68.5	0	0.0	NE			NE	NE	NE		NE	NE	NE	NE		NE	NE	NE	NE		NE		NE	NE	NE
Skin and subcutaneous tissue disorders	Psoriasis	<= 60	167	33.7	0	0.0	157	31.5	0	0.0	NE			NE	NE	NE		NE	NE	NE	NE		NE	NE	NE	NE	NE	NE		NE	NE	NE
Skin and subcutaneous tissue disorders	Psoriasis	> 60	328	66.3	1	0.3	341	68.5	0	0.0		*	Quasi-complete separation of data points detected.				*	WARNING: Negative of Hessian not positive definite.			NE		Algorithm converged.	NE	NE	NE		NE		Algorithm converged.	NE	NE
Skin and subcutaneous tissue disorders	Rash	<= 60	167	33.7	1	0.6	157	31.5	0	0.0		*	Quasi-complete separation of data points detected.				*	WARNING: Negative of Hessian not positive definite.			NE		Algorithm converged.	NE	NE	NE	0.3215	NE		Algorithm converged.	NE	NE
Skin and subcutaneous tissue disorders	Rash	> 60	328	66.3	1	0.3	341	68.5	1	0.3	1.04		Convergence criterion (GCONV=1E-8) satisfied.	0.06	16.69	0.000		Algorithm converged.	-0.008	0.008	1.04		Algorithm converged.	0.07	16.55	0.9780		0.96		Algorithm converged.	0.06	15.31
Skin and subcutaneous tissue disorders	Rash maculo-papular	<= 60	167	33.7	1	0.6	157	31.5	0	0.0		*	Quasi-complete separation of data points detected.				*	ERROR: Error in computing the link function, its derivatives, or the variance function.			NE		Algorithm converged.	NE	NE	NE	NE	NE		Algorithm converged.	NE	NE
Skin and subcutaneous tissue disorders	Rash maculo-papular	> 60	328	66.3	0	0.0	341	68.5	0	0.0	NE			NE	NE	NE		NE	NE	NE	NE		NE	NE	NE	NE		NE		NE	NE	NE
Skin and subcutaneous tissue disorders	Urticaria	<= 60	167	33.7	1	0.6	157	31.5	1	0.6	0.94		Convergence criterion (GCONV=1E-8) satisfied.	0.06	15.15	0.000		Algorithm converged.	-0.017	0.017	0.94		Algorithm converged.	0.06	14.90	0.9651	1.0000	1.06		Algorithm converged.	0.07	16.86
Skin and subcutaneous tissue disorders	Urticaria	> 60	328	66.3	0	0.0	341	68.5	0	0.0	NE			NE	NE	NE		NE	NE	NE	NE		NE	NE	NE	NE		NE		NE	NE	NE
Vascular disorders		<= 60	167	33.7	7	4.2	157	31.5	1	0.6	6.82		Convergence criterion (GCONV=1E-8) satisfied.	0.83	56.11	0.036		Algorithm converged.	0.003	0.068	6.58		Algorithm converged.	0.82	52.88	0.0764	0.0104	0.15		Algorithm converged.	0.02	1.22
Vascular disorders		> 60	328	66.3	9	2.7	341	68.5	16	4.7	0.57		Convergence criterion (GCONV=1E-8) satisfied.	0.25	1.32	-0.019		Algorithm converged.	-0.048	0.009	0.58		Algorithm converged.	0.26	1.30	0.1901		1.71		Algorithm converged.	0.77	3.82
Vascular disorders	Deep vein thrombosis	<= 60	167	33.7	1	0.6	157	31.5	1	0.6	0.94		Convergence criterion (GCONV=1E-8) satisfied.	0.06	15.15	0.000		Algorithm converged.	-0.017	0.017	0.94		Algorithm converged.	0.06	14.90	0.9651	1.0000	1.06		Algorithm converged.	0.07	16.86
Vascular disorders	Deep vein thrombosis	> 60	328	66.3	0	0.0	341	68.5	0	0.0	NE			NE	NE	NE		NE	NE	NE	NE		NE	NE	NE	NE		NE		NE	NE	NE
Vascular disorders	Embolism	<= 60	167	33.7	0	0.0	157	31.5	0	0.0	NE			NE	NE	NE		NE	NE	NE	NE		NE	NE	NE	NE	1.0000	NE		NE	NE	NE
Vascular disorders	Embolism	> 60	328	66.3	1	0.3	341	68.5	1	0.3	1.04		Convergence criterion (GCONV=1E-8) satisfied.	0.06	16.69	0.000		Algorithm converged.	-0.008	0.008	1.04		Algorithm converged.	0.07	16.55	0.9780		0.96		Algorithm converged.	0.06	15.31
Vascular disorders	Hypertension	<= 60	167	33.7	5	3.0	157	31.5	0	0.0		*	Quasi-complete separation of data points detected.				*	ERROR: The mean parameter is either invalid or at a limit of its range for some observations.			NE		Algorithm converged.	NE	NE	NE	0.0010	NE		Algorithm converged.	NE	NE
Vascular disorders	Hypertension	> 60	328	66.3	4	1.2	341	68.5	13	3.8	0.31		Convergence criterion (GCONV=1E-8) satisfied.	0.10	0.97	-0.026		Algorithm converged.	-0.049	-0.002	0.32		Algorithm converged.	0.11	0.97	0.0442		3.13		Algorithm converged.	1.03	9.49
Vascular disorders	Hypotension	<= 60	167	33.7	1	0.6	157	31.5	0	0.0		*	Quasi-complete separation of data points detected.				*	WARNING: Negative of Hessian not positive definite.			NE		Algorithm converged.	NE	NE	NE	0.1018	NE		Algorithm converged.	NE	NE
Vascular disorders	Hypotension	> 60	328	66.3	0	0.0	341	68.5	1	0.3		*	Quasi-complete separation of data points detected.				*	ERROR: The mean parameter is either invalid or at a limit of its range for some observations.			0.00		Algorithm converged.	0.00	NE	0.9999		>999.99		Algorithm converged.	0.00	NE
Vascular disorders	Pallor	<= 60	167	33.7	0	0.0	157	31.5	0	0.0	NE			NE	NE	NE		NE	NE	NE	NE		NE	NE	NE	NE	NE	NE		NE	NE	NE
Vascular disorders	Pallor	> 60	328	66.3	0	0.0	341	68.5	1	0.3		*	Quasi-complete separation of data points detected.				*	ERROR: The mean parameter is either invalid or at a limit of its range for some observations.			0.00		Algorithm converged.	0.00	NE	0.9999		>999.99		Algorithm converged.	0.00	NE
Vascular disorders	Peripheral coldness	<= 60	167	33.7	0	0.0	157	31.5	0	0.0	NE			NE	NE	NE		NE	NE	NE	NE		NE	NE	NE	NE	NE	NE		NE	NE	NE
Vascular disorders	Peripheral coldness	> 60	328	66.3	0	0.0	341	68.5	1	0.3		*	Quasi-complete separation of data points detected.				*	ERROR: The mean parameter is either invalid or at a limit of its range for some observations.			0.00		Algorithm converged.	0.00	NE	0.9999		>999.99		Algorithm converged.	0.00	NE
Vascular disorders	Peripheral embolism	<= 60	167	33.7	0	0.0	157	31.5	0	0.0	NE			NE	NE	NE		NE	NE	NE	NE		NE	NE	NE	NE	NE	NE		NE	NE	NE
Vascular disorders	Peripheral embolism	> 60	328	66.3	1	0.3	341	68.5	0	0.0		*	Quasi-complete separation of data points detected.				*	WARNING: Negative of Hessian not positive definite.			NE		Algorithm converged.	NE	NE	NE		NE		Algorithm converged.	NE	NE
Vascular disorders	Peripheral ischaemia	<= 60	167	33.7	0	0.0	157	31.5	0	0.0	NE			NE	NE	NE		NE	NE	NE	NE		NE	NE	NE	NE	NE	NE		NE	NE	NE
Vascular disorders	Peripheral ischaemia	> 60	328	66.3	0	0.0	341	68.5	1	0.3		*	Quasi-complete separation of data points detected.				*	ERROR: The mean parameter is either invalid or at a limit of its range for some observations.			0.00		Algorithm converged.	0.00	NE	0.9999		>999.99		Algorithm converged.	0.00	NE
Vascular disorders	Systolic hypertension	<= 60	167	33.7	0	0.0	157	31.5	0	0.0	NE			NE	NE	NE		NE	NE	NE	NE		NE	NE	NE	NE	NE	NE		NE	NE	NE
Vascular disorders	Systolic hypertension	> 60	328	66.3	1	0.3	341	68.5	0	0.0		*	Quasi-complete separation of data points detected.				*	WARNING: Negative of Hessian not positive definite.			NE		Algorithm converged.	NE	NE	NE		NE		Algorithm converged.	NE	NE
Vascular disorders	Thrombosis	<= 60	167	33.7	0	0.0	157	31.5	0	0.0	NE			NE	NE	NE		NE	NE	NE	NE		NE	NE	NE	NE	NE	NE		NE	NE	NE
Vascular disorders	Thrombosis	> 60	328	66.3	1	0.3	341	68.5	0	0.0		*	Quasi-complete separation of data points detected.				*	WARNING: Negative of Hessian not positive definite.			NE		Algorithm converged.	NE	NE	NE		NE		Algorithm converged.	NE	NE
Vascular disorders	Venous thrombosis	<= 60	167	33.7	0	0.0	157	31.5	0	0.0	NE			NE	NE	NE		NE	NE	NE	NE		NE	NE	NE	NE	NE	NE		NE	NE	NE
Vascular disorders	Venous thrombosis	> 60	328	66.3	1	0.3	341	68.5	0	0.0		*	Quasi-complete separation of data points detected.				*	WARNING: Negative of Hessian not positive definite.			NE		Algorithm converged.	NE	NE	NE		NE		Algorithm converged.	NE	NE

Includes treatment-emergent AEs during AE reporting period only, which is defined as new or worsening AE from the first dose of any study drug through 90 days after the last dose of any study drug or prior to NALT, whichever is earlier.
Only AEs of highest severity are counted.
Test for interaction based on RR (Log-binomial regression)
* indicates convergence problem. Result is uninterpretable.
Clinical cut-off: 15JUN2022

Program: root/clinical_studies/RO5541077/CDPT7884/GO39942/data_analysis/ACE_FINAL_OS/prod/program/t_ae_raw_soc.sas
Output: root/clinical_studies/RO5541077/CDPT7884/GO39942/data_analysis/ACE_FINAL_OS/prod/output/t_ae_raw_soc_sg2_WGR3AE_SE_POOLED_15JUN2022_39942.xls
08FEB2023 18:19

POPULATION: Global and China Extension Population, Safety-Evaluable Population
ENDPOINT: AEs Grade 3
MODEL: Unstratified analysis
STUDY: GO39942
Dichotomous Analysis by Subgroups (Safety)

IPI score at Screening

			Polatuzumab Vedotin + R-CHP (N=495)				R-CHOP (N=498)				Polatuzumab Vedotin + R-CHP vs. R-CHOP																	R-CHOP vs. Polatuzumab Vedotin + R-CHP				
			Patients		Patients with Event		Patients		Patients with Event		Odds Ratio					Absolute Risk Difference					Relative Risk							Relative Risk				
MedDRA System Organ Class	MedDRA Preferred Term	Level	n	%	n	%	n	%	n	%	Odds Ratio		Convergence Reason	95% Lower CL	95% Upper CL	Absolute Risk		Convergence Reason	95% Lower CL	95% Upper CL	Relative Risk		Convergence Reason	95% Lower CL	95% Upper CL	p-value (Wald)	Interaction Test p-value (likelihood ratio)	Relative Risk		Convergence Reason	95% Lower CL	95% Upper CL
Blood and lymphatic system disorders		1-2	187	37.8	30	16.0	187	37.6	29	15.5	1.04		Convergence criterion (GCONV=1E-8) satisfied.	0.60	1.82	0.005		Algorithm converged.	-0.069	0.079	1.03		Algorithm converged.	0.65	1.65	0.8872	0.2822	0.97		Algorithm converged.	0.61	1.54
Blood and lymphatic system disorders		3	196	39.6	29	14.8	186	37.3	29	15.6	0.94		Convergence criterion (GCONV=1E-8) satisfied.	0.54	1.64	-0.008		Algorithm converged.	-0.080	0.064	0.95		Algorithm converged.	0.59	1.52	0.8286		1.05		Algorithm converged.	0.66	1.69
Blood and lymphatic system disorders		4-5	112	22.6	30	26.8	125	25.1	21	16.8	1.81		Convergence criterion (GCONV=1E-8) satisfied.	0.97	3.40	0.100		Algorithm converged.	-0.005	0.205	1.59		Algorithm converged.	0.97	2.62	0.0652		0.63		Algorithm converged.	0.38	1.03
Blood and lymphatic system disorders	Anaemia	1-2	187	37.8	10	5.3	187	37.6	11	5.9	0.90		Convergence criterion (GCONV=1E-8) satisfied.	0.37	2.18	-0.005		Algorithm converged.	-0.052	0.041	0.91		Algorithm converged.	0.40	2.09	0.8224	0.7888	1.10		Algorithm converged.	0.48	2.53
Blood and lymphatic system disorders	Anaemia	3	196	39.6	22	11.2	186	37.3	16	8.6	1.34		Convergence criterion (GCONV=1E-8) satisfied.	0.68	2.65	0.026		Algorithm converged.	-0.034	0.086	1.30		Algorithm converged.	0.71	2.41	0.3941		0.77		Algorithm converged.	0.42	1.41
Blood and lymphatic system disorders	Anaemia	4-5	112	22.6	21	18.8	125	25.1	20	16.0	1.21		Convergence criterion (GCONV=1E-8) satisfied.	0.62	2.38	0.028		Algorithm converged.	-0.069	0.124	1.17		Algorithm converged.	0.67	2.04	0.5766		0.85		Algorithm converged.	0.49	1.49
Blood and lymphatic system disorders	Febrile bone marrow aplasia	1-2	187	37.8	0	0.0	187	37.6	1	0.5		*	Quasi-complete separation of data points detected.				*	ERROR: Error in computing the link function, its derivatives, or the variance function.			0.00		Algorithm converged.	0.00	NE	0.9999	NE	>999.99		Algorithm converged.	0.00	NE
Blood and lymphatic system disorders	Febrile bone marrow aplasia	3	196	39.6	0	0.0	186	37.3	0	0.0	NE			NE	NE	NE		NE	NE	NE	NE		NE	NE	NE	NE		NE		NE	NE	NE
Blood and lymphatic system disorders	Febrile bone marrow aplasia	4-5	112	22.6	1	0.9	125	25.1	0	0.0		*	Quasi-complete separation of data points detected.				*	WARNING: The relative Hessian convergence criterion of 18.712482 is greater than the limit of 0.0001. The convergence is questionable.			NE		Algorithm converged.	NE	NE	NE		NE		Algorithm converged.	NE	NE
Blood and lymphatic system disorders	Febrile neutropenia	1-2	187	37.8	15	8.0	187	37.6	8	4.3	1.95		Convergence criterion (GCONV=1E-8) satisfied.	0.81	4.72	0.037		Algorithm converged.	-0.011	0.086	1.87		Algorithm converged.	0.81	4.32	0.1395	0.7416	0.53		Algorithm converged.	0.23	1.23
Blood and lymphatic system disorders	Febrile neutropenia	3	196	39.6	16	8.2	186	37.3	11	5.9	1.41		Convergence criterion (GCONV=1E-8) satisfied.	0.64	3.13	0.022		Algorithm converged.	-0.029	0.074	1.38		Algorithm converged.	0.66	2.90	0.3939		0.72		Algorithm converged.	0.35	1.52
Blood and lymphatic system disorders	Febrile neutropenia	4-5	112	22.6	15	13.4	125	25.1	8	6.4	2.26		Convergence criterion (GCONV=1E-8) satisfied.	0.92	5.56	0.070		Algorithm converged.	-0.006	0.146	2.09		Algorithm converged.	0.92	4.75	0.0773		0.48		Algorithm converged.	0.21	1.08
Blood and lymphatic system disorders	Hypofibrinogenaemia	1-2	187	37.8	0	0.0	187	37.6	0	0.0	NE			NE	NE	NE		NE	NE	NE	NE		NE	NE	NE	NE	NE	NE		NE	NE	NE
Blood and lymphatic system disorders	Hypofibrinogenaemia	3	196	39.6	0	0.0	186	37.3	0	0.0	NE			NE	NE	NE		NE	NE	NE	NE		NE	NE	NE	NE		NE		NE	NE	NE
Blood and lymphatic system disorders	Hypofibrinogenaemia	4-5	112	22.6	0	0.0	125	25.1	1	0.8		*	Quasi-complete separation of data points detected.				*	WARNING: The relative Hessian convergence criterion of 16.316112867 is greater than the limit of 0.0001. The convergence is questionable.			0.00		Algorithm converged.	0.00	NE	0.9999		>999.99		Algorithm converged.	0.00	NE
Blood and lymphatic system disorders	Leukopenia	1-2	187	37.8	3	1.6	187	37.6	10	5.3	0.29		Convergence criterion (GCONV=1E-8) satisfied.	0.08	1.07	-0.037		Algorithm converged.	-0.074	0.000	0.30		Algorithm converged.	0.08	1.07	0.0640	0.2561	3.33		Algorithm converged.	0.93	11.92
Blood and lymphatic system disorders	Leukopenia	3	196	39.6	4	2.0	186	37.3	7	3.8	0.53		Convergence criterion (GCONV=1E-8) satisfied.	0.15	1.85	-0.017		Algorithm converged.	-0.051	0.017	0.54		Algorithm converged.	0.16	1.82	0.3223		1.84		Algorithm converged.	0.55	6.20
Blood and lymphatic system disorders	Leukopenia	4-5	112	22.6	4	3.6	125	25.1	3	2.4	1.51		Convergence criterion (GCONV=1E-8) satisfied.	0.33	6.88	0.012		Algorithm converged.	-0.032	0.055	1.49		Algorithm converged.	0.34	6.50	0.5974		0.67		Algorithm converged.	0.15	2.94
Blood and lymphatic system disorders	Lymphopenia	1-2	187	37.8	2	1.1	187	37.6	4	2.1	0.49		Convergence criterion (GCONV=1E-8) satisfied.	0.09	2.73	-0.011		Algorithm converged.	-0.036	0.015	0.50		Algorithm converged.	0.09	2.70	0.4202	0.3118	2.00		Algorithm converged.	0.37	10.79
Blood and lymphatic system disorders	Lymphopenia	3	196	39.6	1	0.5	186	37.3	2	1.1	0.47		Convergence criterion (GCONV=1E-8) satisfied.	0.04	5.25	-0.006		Algorithm converged.	-0.024	0.012	0.47		Algorithm converged.	0.04	5.19	0.5413		2.11		Algorithm converged.	0.19	23.05
Blood and lymphatic system disorders	Lymphopenia	4-5	112	22.6	3	2.7	125	25.1	1	0.8	3.41		Convergence criterion (GCONV=1E-8) satisfied.	0.35	33.28	0.019		Algorithm converged.	-0.015	0.053	3.35		Algorithm converged.	0.35	31.73	0.2922		0.30		Algorithm converged.	0.03	2.83
Blood and lymphatic system disorders	Myelosuppression	1-2	187	37.8	0	0.0	187	37.6	0	0.0	NE			NE	NE	NE		NE	NE	NE	NE		NE	NE	NE	NE	NE	NE		NE	NE	NE
Blood and lymphatic system disorders	Myelosuppression	3	196	39.6	1	0.5	186	37.3	0	0.0		*	Quasi-complete separation of data points detected.				*	ERROR: The mean parameter is either invalid or at a limit of its range for some observations.			NE		Algorithm converged.	NE	NE	NE		NE		Algorithm converged.	NE	NE
Blood and lymphatic system disorders	Myelosuppression	4-5	112	22.6	0	0.0	125	25.1	1	0.8		*	Quasi-complete separation of data points detected.				*	WARNING: The relative Hessian convergence criterion of 16.316112867 is greater than the limit of 0.0001. The convergence is questionable.			0.00		Algorithm converged.	0.00	NE	0.9999		>999.99		Algorithm converged.	0.00	NE
Blood and lymphatic system disorders	Neutropenia	1-2	187	37.8	14	7.5	187	37.6	18	9.6	0.76		Convergence criterion (GCONV=1E-8) satisfied.	0.37	1.58	-0.021		Algorithm converged.	-0.078	0.035	0.78		Algorithm converged.	0.40	1.52	0.4611	0.8204	1.29		Algorithm converged.	0.66	2.51
Blood and lymphatic system disorders	Neutropenia	3	196	39.6	14	7.1	186	37.3	13	7.0	1.02		Convergence criterion (GCONV=1E-8) satisfied.	0.47	2.24	0.002		Algorithm converged.	-0.050	0.053	1.02		Algorithm converged.	0.49	2.12	0.9533		0.98		Algorithm converged.	0.47	2.03
Blood and lymphatic system disorders	Neutropenia	4-5	112	22.6	11	9.8	125	25.1	12	9.6	1.03		Convergence criterion (GCONV=1E-8) satisfied.	0.43	2.43	0.002		Algorithm converged.	-0.073	0.078	1.02		Algorithm converged.	0.47	2.23	0.9542		0.98		Algorithm converged.	0.45	2.13
Blood and lymphatic system disorders	Pancytopenia	1-2	187	37.8	0	0.0	187	37.6	0	0.0	NE			NE	NE	NE		NE	NE	NE	NE		NE	NE	NE	NE	NE	NE		NE	NE	NE
Blood and lymphatic system disorders	Pancytopenia	3	196	39.6	0	0.0	186	37.3	0	0.0	NE			NE	NE	NE		NE	NE	NE	NE		NE	NE	NE	NE		NE		NE	NE	NE
Blood and lymphatic system disorders	Pancytopenia	4-5	112	22.6	1	0.9	125	25.1	0	0.0		*	Quasi-complete separation of data points detected.				*	ERROR: Error in computing the link function, its derivatives, or the variance function.			NE		Algorithm converged.	NE	NE	NE		NE		Algorithm converged.	NE	NE
Blood and lymphatic system disorders	Thrombocytopenia	1-2	187	37.8	2	1.1	187	37.6	3	1.6	0.66		Convergence criterion (GCONV=1E-8) satisfied.	0.11	4.01	-0.005		Algorithm converged.	-0.029	0.018	0.67		Algorithm converged.	0.11	3.94	0.6548	0.4879	1.50		Algorithm converged.	0.25	8.87
Blood and lymphatic system disorders	Thrombocytopenia	3	196	39.6	4	2.0	186	37.3	3	1.6	1.27		Convergence criterion (GCONV=1E-8) satisfied.	0.28	5.76	0.004		Algorithm converged.	-0.023	0.031	1.27		Algorithm converged.	0.29	5.58	0.7559		0.79		Algorithm converged.	0.18	3.48
Blood and lymphatic system disorders	Thrombocytopenia	4-5	112	22.6	1	0.9	125	25.1	4	3.2	0.27		Convergence criterion (GCONV=1E-8) satisfied.	0.03	2.48	-0.023		Algorithm converged.	-0.059	0.012	0.28		Algorithm converged.	0.03	2.46	0.2503		3.58		Algorithm converged.	0.41	31.59
Cardiac disorders		1-2	187	37.8	3	1.6	187	37.6	1	0.5	3.03		Convergence criterion (GCONV=1E-8) satisfied.	0.31	29.41	0.011		Algorithm converged.	-0.010	0.032	3.00		Algorithm converged.	0.31	28.58	0.3394	0.1624	0.33		Algorithm converged.	0.03	3.18
Cardiac disorders		3	196	39.6	3	1.5	186	37.3	3	1.6	0.95		Convergence criterion (GCONV=1E-8) satisfied.	0.19	4.76	-0.001		Algorithm converged.	-0.026	0.024	0.95		Algorithm converged.	0.19	4.64	0.9485		1.05		Algorithm converged.	0.22	5.16
Cardiac disorders		4-5	112	22.6	0	0.0	125	25.1	2	1.6		*	Quasi-complete separation of data points detected.				*	WARNING: The relative Hessian convergence criterion of 10.206215758 is greater than the limit of 0.0001. The convergence is questionable.			0.00		Algorithm converged.	0.00	NE	0.9999		>999.99		Algorithm converged.	0.00	NE
Cardiac disorders	Atrial fibrillation	1-2	187	37.8	0	0.0	187	37.6	0	0.0	NE			NE	NE	NE		NE	NE	NE	NE		NE	NE	NE	NE	NE	NE		NE	NE	NE
Cardiac disorders	Atrial fibrillation	3	196	39.6	1	0.5	186	37.3	1	0.5	0.95		Convergence criterion (GCONV=1E-8) satisfied.	0.06	15.28	0.000		Algorithm converged.	-0.015	0.014	0.95		Algorithm converged.	0.06	15.06	0.9704		1.05		Algorithm converged.	0.07	16.72
Cardiac disorders	Atrial fibrillation	4-5	112	22.6	0	0.0	125	25.1	0	0.0	NE			NE	NE	NE		NE	NE	NE	NE		NE	NE	NE	NE		NE		NE	NE	NE
Cardiac disorders	Cardiac failure congestive	1-2	187	37.8	0	0.0	187	37.6	0	0.0	NE			NE	NE	NE		NE	NE	NE	NE		NE	NE	NE	NE	NE	NE		NE	NE	NE
Cardiac disorders	Cardiac failure congestive	3	196	39.6	0	0.0	186	37.3	2	1.1		*	Quasi-complete separation of data points detected.				*	ERROR: Error in computing the link function, its derivatives, or the variance function.			0.00		Algorithm converged.	0.00	NE	0.9999		>999.99		Algorithm converged.	0.00	NE
Cardiac disorders	Cardiac failure congestive	4-5	112	22.6	0	0.0	125	25.1	0	0.0	NE			NE	NE	NE		NE	NE	NE	NE		NE	NE	NE	NE		NE		NE	NE	NE
Cardiac disorders	Cardiopulmonary failure	1-2	187	37.8	0	0.0	187	37.6	0	0.0	NE			NE	NE	NE		NE	NE	NE	NE		NE	NE	NE	NE	NE	NE		NE	NE	NE
Cardiac disorders	Cardiopulmonary failure	3	196	39.6	1	0.5	186	37.3	0	0.0		*	Quasi-complete separation of data points detected.				*	ERROR: The mean parameter is either invalid or at a limit of its range for some observations.			NE		Algorithm converged.	NE	NE	NE		NE		Algorithm converged.	NE	NE
Cardiac disorders	Cardiopulmonary failure	4-5	112	22.6	0	0.0	125	25.1	0	0.0	NE			NE	NE	NE		NE	NE	NE	NE		NE	NE	NE	NE		NE		NE	NE	NE
Cardiac disorders	Left ventricular dysfunction	1-2	187	37.8	1	0.5	187	37.6	0	0.0		*	Quasi-complete separation of data points detected.				*	ERROR: The mean parameter is either invalid or at a limit of its range for some observations.			NE		Algorithm converged.	NE	NE	NE	NE	NE		Algorithm converged.	NE	NE
Cardiac disorders	Left ventricular dysfunction	3	196	39.6	0	0.0	186	37.3	0	0.0	NE			NE	NE	NE		NE	NE	NE	NE		NE	NE	NE	NE		NE		NE	NE	NE
Cardiac disorders	Left ventricular dysfunction	4-5	112	22.6	0	0.0	125	25.1	1	0.8		*	Quasi-complete separation of data points detected.				*	WARNING: The relative Hessian convergence criterion of 16.31611281 is greater than the limit of 0.0001. The convergence is questionable.			0.00		Algorithm converged.	0.00	NE	0.9999		>999.99		Algorithm converged.	0.00	NE
Cardiac disorders	Myocardial infarction	1-2	187	37.8	1	0.5	187	37.6	0	0.0		*	Quasi-complete separation of data points detected.				*	WARNING: Negative of Hessian not positive definite.			NE		Algorithm converged.	NE	NE	NE	NE	NE		Algorithm converged.	NE	NE
Cardiac disorders	Myocardial infarction	3	196	39.6	0	0.0	186	37.3	0	0.0	NE			NE	NE	NE		NE	NE	NE	NE		NE	NE	NE	NE		NE		NE	NE	NE
Cardiac disorders	Myocardial infarction	4-5	112	22.6	0	0.0	125	25.1	0	0.0	NE			NE	NE	NE		NE	NE	NE	NE		NE	NE	NE	NE		NE		NE	NE	NE
Cardiac disorders	Sinus bradycardia	1-2	187	37.8	0	0.0	187	37.6	0	0.0	NE			NE	NE	NE		NE	NE	NE	NE		NE	NE	NE	NE	NE	NE		NE	NE	NE
Cardiac disorders	Sinus bradycardia	3	196	39.6	0	0.0	186	37.3	0	0.0	NE			NE	NE	NE		NE	NE	NE	NE		NE	NE	NE	NE		NE		NE	NE	NE
Cardiac disorders	Sinus bradycardia	4-5	112	22.6	0	0.0	125	25.1	1	0.8		*	Quasi-complete separation of data points detected.				*	WARNING: The relative Hessian convergence criterion of 16.316112867 is greater than the limit of 0.0001. The convergence is questionable.			0.00		Algorithm converged.	0.00	NE	0.9999		>999.99		Algorithm converged.	0.00	NE
Cardiac disorders	Sinus tachycardia	1-2	187	37.8	1	0.5	187	37.6	1	0.5	1.00		Convergence criterion (GCONV=1E-8) satisfied.	0.06	16.11	0.000		Algorithm converged.	-0.015	0.015	1.00		Algorithm converged.	0.06	15.87	1.0000	0.6022	1.00		Algorithm converged.	0.06	15.87
Cardiac disorders	Sinus tachycardia	3	196	39.6	1	0.5	186	37.3	0	0.0		*	Quasi-complete separation of data points detected.				*	ERROR: The mean parameter is either invalid or at a limit of its range for some observations.			NE		Algorithm converged.	NE	NE	NE		NE		Algorithm converged.	NE	NE
Cardiac disorders	Sinus tachycardia	4-5	112	22.6	0	0.0	125	25.1	0	0.0	NE			NE	NE	NE		NE	NE	NE	NE		NE	NE	NE	NE		NE		NE	NE	NE
Cardiac disorders	Tachycardia	1-2	187	37.8	0	0.0	187	37.6	0	0.0	NE			NE	NE	NE		NE	NE	NE	NE		NE	NE	NE	NE	NE	NE		NE	NE	NE
Cardiac disorders	Tachycardia	3	196	39.6	0	0.0	186	37.3	2	1.1		*	Quasi-complete separation of data points detected.				*	ERROR: Error in computing the link function, its derivatives, or the variance function.			0.00		Algorithm converged.	0.00	NE	0.9999		>999.99		Algorithm converged.	0.00	NE
Cardiac disorders	Tachycardia	4-5	112	22.6	0	0.0	125	25.1	0	0.0	NE			NE	NE	NE		NE	NE	NE	NE		NE	NE	NE	NE		NE		NE	NE	NE
Congenital, familial and genetic disorders		1-2	187	37.8	0	0.0	187	37.6	0	0.0	NE			NE	NE	NE		NE	NE	NE	NE		NE	NE	NE	NE	NE	NE		NE	NE	NE
Congenital, familial and genetic disorders		3	196	39.6	1	0.5	186	37.3	0	0.0		*	Quasi-complete separation of data points detected.				*	ERROR: The mean parameter is either invalid or at a limit of its range for some observations.			NE		Algorithm converged.	NE	NE	NE		NE		Algorithm converged.	NE	NE
Congenital, familial and genetic disorders		4-5	112	22.6	0	0.0	125	25.1	0	0.0	NE			NE	NE	NE		NE	NE	NE	NE		NE	NE	NE	NE		NE		NE	NE	NE
Congenital, familial and genetic disorders	Pyloric stenosis	1-2	187	37.8	0	0.0	187	37.6	0	0.0	NE			NE	NE	NE		NE	NE	NE	NE		NE	NE	NE	NE	NE	NE		NE	NE	NE
Congenital, familial and genetic disorders	Pyloric stenosis	3	196	39.6	1	0.5	186	37.3	0	0.0		*	Quasi-complete separation of data points detected.				*	ERROR: The mean parameter is either invalid or at a limit of its range for some observations.			NE		Algorithm converged.	NE	NE	NE		NE		Algorithm converged.	NE	NE
Congenital, familial and genetic disorders	Pyloric stenosis	4-5	112	22.6	0	0.0	125	25.1	0	0.0	NE			NE	NE	NE		NE	NE	NE	NE		NE	NE	NE	NE		NE		NE	NE	NE
Ear and labyrinth disorders		1-2	187	37.8	0	0.0	187	37.6	1	0.5		*	Quasi-complete separation of data points detected.				*	ERROR: Error in computing the link function, its derivatives, or the variance function.			0.00		Algorithm converged.	0.00	NE	0.9999	NE	>999.99		Algorithm converged.	0.00	NE
Ear and labyrinth disorders		3	196	39.6	0	0.0	186	37.3	0	0.0	NE			NE	NE	NE		NE	NE	NE	NE		NE	NE	NE	NE		NE		NE	NE	NE
Ear and labyrinth disorders		4-5	112	22.6	0	0.0	125	25.1	0	0.0	NE			NE	NE	NE		NE	NE	NE	NE		NE	NE	NE	NE		NE		NE	NE	NE
Ear and labyrinth disorders	Hypoacusis	1-2	187	37.8	0	0.0	187	37.6	1	0.5		*	Quasi-complete separation of data points detected.				*	ERROR: Error in computing the link function, its derivatives, or the variance function.			0.00		Algorithm converged.	0.00	NE	0.9999	NE	>999.99		Algorithm converged.	0.00	NE
Ear and labyrinth disorders	Hypoacusis	3	196	39.6	0	0.0	186	37.3	0	0.0	NE			NE	NE	NE		NE	NE	NE	NE		NE	NE	NE	NE		NE		NE	NE	NE
Ear and labyrinth disorders	Hypoacusis	4-5	112	22.6	0	0.0	125	25.1	0	0.0	NE			NE	NE	NE		NE	NE	NE	NE		NE	NE	NE	NE		NE		NE	NE	NE
Eye disorders		1-2	187	37.8	2	1.1	187	37.6	0	0.0		*	Quasi-complete separation of data points detected.				*	WARNING: Negative of Hessian not positive definite.			NE		Algorithm converged.	NE	NE	NE	NE	NE		Algorithm converged.	NE	NE
Eye disorders		3	196	39.6	1	0.5	186	37.3	0	0.0		*	Quasi-complete separation of data points detected.				*	ERROR: The mean parameter is either invalid or at a limit of its range for some observations.			NE		Algorithm converged.	NE	NE	NE		NE		Algorithm converged.	NE	NE
Eye disorders		4-5	112	22.6	0	0.0	125	25.1	0	0.0	NE			NE	NE	NE		NE	NE	NE	NE		NE	NE	NE	NE		NE		NE	NE	NE
Eye disorders	Angle closure glaucoma	1-2	187	37.8	1	0.5	187	37.6	0	0.0		*	Quasi-complete separation of data points detected.				*	ERROR: The mean parameter is either invalid or at a limit of its range for some observations.			NE		Algorithm converged.	NE	NE	NE	NE	NE		Algorithm converged.	NE	NE
Eye disorders	Angle closure glaucoma	3	196	39.6	0	0.0	186	37.3	0	0.0	NE			NE	NE	NE		NE	NE	NE	NE		NE	NE	NE	NE		NE		NE	NE	NE
Eye disorders	Angle closure glaucoma	4-5	112	22.6	0	0.0	125	25.1	0	0.0	NE			NE	NE	NE		NE	NE	NE	NE		NE	NE	NE	NE		NE		NE	NE	NE
Eye disorders	Cataract	1-2	187	37.8	1	0.5	187	37.6	0	0.0		*	Quasi-complete separation of data points detected.				*	WARNING: Negative of Hessian not positive definite.			NE		Algorithm converged.	NE	NE	NE	NE	NE		Algorithm converged.	NE	NE
Eye disorders	Cataract	3	196	39.6	0	0.0	186	37.3	0	0.0	NE			NE	NE	NE		NE	NE	NE	NE		NE	NE	NE	NE		NE		NE	NE	NE
Eye disorders	Cataract	4-5	112	22.6	0	0.0	125	25.1	0	0.0	NE			NE	NE	NE		NE	NE	NE	NE		NE	NE	NE	NE		NE		NE	NE	NE
Eye disorders	Rhegmatogenous retinal detachment	1-2	187	37.8	0	0.0	187	37.6	0	0.0	NE			NE	NE	NE		NE	NE	NE	NE		NE	NE	NE	NE	NE	NE		NE	NE	NE
Eye disorders	Rhegmatogenous retinal detachment	3	196	39.6	1	0.5	186	37.3	0	0.0		*	Quasi-complete separation of data points detected.				*	ERROR: The mean parameter is either invalid or at a limit of its range for some observations.			NE		Algorithm converged.	NE	NE	NE		NE		Algorithm converged.	NE	NE
Eye disorders	Rhegmatogenous retinal detachment	4-5	112	22.6	0	0.0	125	25.1	0	0.0	NE			NE	NE	NE		NE	NE	NE	NE		NE	NE	NE	NE		NE		NE	NE	NE
Gastrointestinal disorders		1-2	187	37.8	8	4.3	187	37.6	10	5.3	0.79		Convergence criterion (GCONV=1E-8) satisfied.	0.31	2.05	-0.011		Algorithm converged.	-0.054	0.033	0.80		Algorithm converged.	0.32	1.98	0.6298	0.2659	1.25		Algorithm converged.	0.50	3.10
Gastrointestinal disorders		3	196	39.6	21	10.7	186	37.3	10	5.4	2.11		Convergence criterion (GCONV=1E-8) satisfied.	0.97	4.61	0.053		Algorithm converged.	-0.001	0.107	1.99		Algorithm converged.	0.96	4.12	0.0626		0.50		Algorithm converged.	0.24	1.04
Gastrointestinal disorders		4-5	112	22.6	11	9.8	125	25.1	11	8.8	1.13		Convergence criterion (GCONV=1E-8) satisfied.	0.47	2.71	0.010		Algorithm converged.	-0.064	0.084	1.12		Algorithm converged.	0.50	2.47	0.7868		0.90		Algorithm converged.	0.40	1.99
Gastrointestinal disorders	Abdominal distension	1-2	187	37.8	0	0.0	187	37.6	0	0.0	NE			NE	NE	NE		NE	NE	NE	NE		NE	NE	NE	NE	NE	NE		NE	NE	NE
Gastrointestinal disorders	Abdominal distension	3	196	39.6	0	0.0	186	37.3	1	0.5		*	Quasi-complete separation of data points detected.				*	ERROR: Error in computing the link function, its derivatives, or the variance function.			0.00		Algorithm converged.	0.00	NE	1.0000		>999.99		Algorithm converged.	0.00	NE
Gastrointestinal disorders	Abdominal distension	4-5	112	22.6	0	0.0	125	25.1	0	0.0	NE			NE	NE	NE		NE	NE	NE	NE		NE	NE	NE	NE		NE		NE	NE	NE
Gastrointestinal disorders	Abdominal pain	1-2	187	37.8	1	0.5	187	37.6	3	1.6	0.33		Convergence criterion (GCONV=1E-8) satisfied.	0.03	3.20	-0.011		Algorithm converged.	-0.032	0.010	0.33		Algorithm converged.	0.03	3.18	0.3394	0.7804	3.00		Algorithm converged.	0.31	28.58
Gastrointestinal disorders	Abdominal pain	3	196	39.6	2	1.0	186	37.3	2	1.1	0.95		Convergence criterion (GCONV=1E-8) satisfied.	0.13	6.80	-0.001		Algorithm converged.	-0.021	0.020	0.95		Algorithm converged.	0.14	6.67	0.9580		1.05		Algorithm converged.	0.15	7.40
Gastrointestinal disorders	Abdominal pain	4-5	112	22.6	1	0.9	125	25.1	2	1.6	0.55		Convergence criterion (GCONV=1E-8) satisfied.	0.05	6.19	-0.007		Algorithm converged.	-0.035	0.021	0.56		Algorithm converged.	0.05	6.07	0.6319		1.79		Algorithm converged.	0.16	19.50
Gastrointestinal disorders	Abdominal pain upper	1-2	187	37.8	0	0.0	187	37.6	1	0.5		*	Quasi-complete separation of data points detected.				*	ERROR: Error in computing the link function, its derivatives, or the variance function.			0.00		Algorithm converged.	0.00	NE	0.9999	NE	>999.99		Algorithm converged.	0.00	NE
Gastrointestinal disorders	Abdominal pain upper	3	196	39.6	0	0.0	186	37.3	0	0.0	NE			NE	NE	NE		NE	NE	NE	NE		NE	NE	NE	NE		NE		NE	NE	NE
Gastrointestinal disorders	Abdominal pain upper	4-5	112	22.6	0	0.0	125	25.1	0	0.0	NE			NE	NE	NE		NE	NE	NE	NE		NE	NE	NE	NE		NE		NE	NE	NE
Gastrointestinal disorders	Anal fistula	1-2	187	37.8	1	0.5	187	37.6	0	0.0		*	Quasi-complete separation of data points detected.				*	ERROR: The mean parameter is either invalid or at a limit of its range for some observations.			NE		Algorithm converged.	NE	NE	NE	NE	NE		Algorithm converged.	NE	NE
Gastrointestinal disorders	Anal fistula	3	196	39.6	0	0.0	186	37.3	1	0.5		*	Quasi-complete separation of data points detected.				*	ERROR: Error in computing the link function, its derivatives, or the variance function.			0.00		Algorithm converged.	0.00	NE	1.0000		>999.99		Algorithm converged.	0.00	NE
Gastrointestinal disorders	Anal fistula	4-5	112	22.6	0	0.0	125	25.1	0	0.0	NE			NE	NE	NE		NE	NE	NE	NE		NE	NE	NE	NE		NE		NE	NE	NE
Gastrointestinal disorders	Anal stenosis	1-2	187	37.8	0	0.0	187	37.6	0	0.0	NE			NE	NE	NE		NE	NE	NE	NE		NE	NE	NE	NE	NE	NE		NE	NE	NE
Gastrointestinal disorders	Anal stenosis	3	196	39.6	0	0.0	186	37.3	0	0.0	NE			NE	NE	NE		NE	NE	NE	NE		NE	NE	NE	NE		NE		NE	NE	NE
Gastrointestinal disorders	Anal stenosis	4-5	112	22.6	0	0.0	125	25.1	1	0.8		*	Quasi-complete separation of data points detected.				*	WARNING: The relative Hessian convergence criterion of 16.316112981 is greater than the limit of 0.0001. The convergence is questionable.			0.00		Algorithm converged.	0.00	NE	0.9999		>999.99		Algorithm converged.	0.00	NE
Gastrointestinal disorders	Colitis	1-2	187	37.8	1	0.5	187	37.6	1	0.5	1.00		Convergence criterion (GCONV=1E-8) satisfied.	0.06	16.11	0.000		Algorithm converged.	-0.015	0.015	1.00		Algorithm converged.	0.06	15.87	1.0000	NE	1.00		Algorithm converged.	0.06	15.87
Gastrointestinal disorders	Colitis	3	196	39.6	0	0.0	186	37.3	0	0.0	NE			NE	NE	NE		NE	NE	NE	NE		NE	NE	NE	NE		NE		NE	NE	NE
Gastrointestinal disorders	Colitis	4-5	112	22.6	0	0.0	125	25.1	0	0.0	NE			NE	NE	NE		NE	NE	NE	NE		NE	NE	NE	NE		NE		NE	NE	NE
Gastrointestinal disorders	Constipation	1-2	187	37.8	1	0.5	187	37.6	1	0.5	1.00		Convergence criterion (GCONV=1E-8) satisfied.	0.06	16.11	0.000		Algorithm converged.	-0.015	0.015	1.00		Algorithm converged.	0.06	15.87	1.0000	NE	1.00		Algorithm converged.	0.06	15.87
Gastrointestinal disorders	Constipation	3	196	39.6	3	1.5	186	37.3	0	0.0		*	Quasi-complete separation of data points detected.				*	WARNING: Negative of Hessian not positive definite.			NE		Algorithm converged.	NE	NE	NE		NE		Algorithm converged.	NE	NE
Gastrointestinal disorders	Constipation	4-5	112	22.6	0	0.0	125	25.1	0	0.0	NE			NE	NE	NE		NE	NE	NE	NE		NE	NE	NE	NE		NE		NE	NE	NE
Gastrointestinal disorders	Diarrhoea	1-2	187	37.8	1	0.5	187	37.6	4	2.1	0.25		Convergence criterion (GCONV=1E-8) satisfied.	0.03	2.22	-0.016		Algorithm converged.	-0.039	0.007	0.25		Algorithm converged.	0.03	2.22	0.2130	0.0212	4.00		Algorithm converged.	0.45	35.45
Gastrointestinal disorders	Diarrhoea	3	196	39.6	9	4.6	186	37.3	1	0.5	8.90		Convergence criterion (GCONV=1E-8) satisfied.	1.12	70.94	0.041		Algorithm converged.	0.009	0.072	8.54		Algorithm converged.	1.09	66.76	0.0409		0.12		Algorithm converged.	0.01	0.92
Gastrointestinal disorders	Diarrhoea	4-5	112	22.6	8	7.1	125	25.1	3	2.4	3.13		Convergence criterion (GCONV=1E-8) satisfied.	0.81	12.09	0.047		Algorithm converged.	-0.007	0.102	2.98		Algorithm converged.	0.81	10.94	0.1007		0.34		Algorithm converged.	0.09	1.24
Gastrointestinal disorders	Dysphagia	1-2	187	37.8	0	0.0	187	37.6	0	0.0	NE			NE	NE	NE		NE	NE	NE	NE		NE	NE	NE	NE	NE	NE		NE	NE	NE
Gastrointestinal disorders	Dysphagia	3	196	39.6	0	0.0	186	37.3	0	0.0	NE			NE	NE	NE		NE	NE	NE	NE		NE	NE	NE	NE		NE		NE	NE	NE
Gastrointestinal disorders	Dysphagia	4-5	112	22.6	0	0.0	125	25.1	1	0.8		*	Quasi-complete separation of data points detected.				*	WARNING: The relative Hessian convergence criterion of 16.31611281 is greater than the limit of 0.0001. The convergence is questionable.			0.00		Algorithm converged.	0.00	NE	0.9999		>999.99		Algorithm converged.	0.00	NE
Gastrointestinal disorders	Enteritis	1-2	187	37.8	0	0.0	187	37.6	0	0.0	NE			NE	NE	NE		NE	NE	NE	NE		NE	NE	NE	NE	NE	NE		NE	NE	NE
Gastrointestinal disorders	Enteritis	3	196	39.6	0	0.0	186	37.3	0	0.0	NE			NE	NE	NE		NE	NE	NE	NE		NE	NE	NE	NE		NE		NE	NE	NE
Gastrointestinal disorders	Enteritis	4-5	112	22.6	1	0.9	125	25.1	0	0.0		*	Quasi-complete separation of data points detected.				*	WARNING: The relative Hessian convergence criterion of 18.712481867 is greater than the limit of 0.0001. The convergence is questionable.			NE		Algorithm converged.	NE	NE	NE		NE		Algorithm converged.	NE	NE
Gastrointestinal disorders	Epigastric discomfort	1-2	187	37.8	0	0.0	187	37.6	0	0.0	NE			NE	NE	NE		NE	NE	NE	NE		NE	NE	NE	NE	NE	NE		NE	NE	NE
Gastrointestinal disorders	Epigastric discomfort	3	196	39.6	1	0.5	186	37.3	0	0.0		*	Quasi-complete separation of data points detected.				*	ERROR: The mean parameter is either invalid or at a limit of its range for some observations.			NE		Algorithm converged.	NE	NE	NE		NE		Algorithm converged.	NE	NE

Gastrointestinal disorders	Epigastric discomfort	4-5	112	22.6	0	0.0	125	25.1	0	0.0	NE			NE	NE	NE		NE	NE	NE	NE		NE	NE	NE	NE		NE		NE	NE	NE
Gastrointestinal disorders	Gastrointestinal haemorrhage	1-2	187	37.8	0	0.0	187	37.6	0	0.0	NE			NE	NE	NE		NE	NE	NE	NE		NE	NE	NE	NE	NE	NE		NE	NE	NE
Gastrointestinal disorders	Gastrointestinal haemorrhage	3	196	39.6	0	0.0	186	37.3	2	1.1		*	Quasi-complete separation of data points detected.				*	ERROR: Error in computing the link function, its derivatives, or the variance function.			0.00		Algorithm converged.	0.00	NE	0.9999		>999.99		Algorithm converged.	0.00	NE
Gastrointestinal disorders	Gastrointestinal haemorrhage	4-5	112	22.6	1	0.9	125	25.1	0	0.0		*	Quasi-complete separation of data points detected.				*	ERROR: Error in computing the link function, its derivatives, or the variance function.			NE		Algorithm converged.	NE	NE	NE		NE		Algorithm converged.	NE	NE
Gastrointestinal disorders	Gastrooesophageal reflux disease	1-2	187	37.8	0	0.0	187	37.6	0	0.0	NE			NE	NE	NE		NE	NE	NE	NE		NE	NE	NE	NE	NE	NE		NE	NE	NE
Gastrointestinal disorders	Gastrooesophageal reflux disease	3	196	39.6	1	0.5	186	37.3	0	0.0		*	Quasi-complete separation of data points detected.				*	ERROR: The mean parameter is either invalid or at a limit of its range for some observations.			NE		Algorithm converged.	NE	NE	NE		NE		Algorithm converged.	NE	NE
Gastrointestinal disorders	Gastrooesophageal reflux disease	4-5	112	22.6	0	0.0	125	25.1	0	0.0	NE			NE	NE	NE		NE	NE	NE	NE		NE	NE	NE	NE		NE		NE	NE	NE
Gastrointestinal disorders	Haemorrhoidal haemorrhage	1-2	187	37.8	0	0.0	187	37.6	0	0.0	NE			NE	NE	NE		NE	NE	NE	NE		NE	NE	NE	NE	NE	NE		NE	NE	NE
Gastrointestinal disorders	Haemorrhoidal haemorrhage	3	196	39.6	1	0.5	186	37.3	0	0.0		*	Quasi-complete separation of data points detected.				*	ERROR: The mean parameter is either invalid or at a limit of its range for some observations.			NE		Algorithm converged.	NE	NE	NE		NE		Algorithm converged.	NE	NE
Gastrointestinal disorders	Haemorrhoidal haemorrhage	4-5	112	22.6	0	0.0	125	25.1	0	0.0	NE			NE	NE	NE		NE	NE	NE	NE		NE	NE	NE	NE		NE		NE	NE	NE
Gastrointestinal disorders	Ileus	1-2	187	37.8	0	0.0	187	37.6	0	0.0	NE			NE	NE	NE		NE	NE	NE	NE		NE	NE	NE	NE	NE	NE		NE	NE	NE
Gastrointestinal disorders	Ileus	3	196	39.6	0	0.0	186	37.3	0	0.0	NE			NE	NE	NE		NE	NE	NE	NE		NE	NE	NE	NE		NE		NE	NE	NE
Gastrointestinal disorders	Ileus	4-5	112	22.6	1	0.9	125	25.1	0	0.0		*	Quasi-complete separation of data points detected.				*	ERROR: Error in computing the link function, its derivatives, or the variance function.			NE		Algorithm converged.	NE	NE	NE		NE		Algorithm converged.	NE	NE
Gastrointestinal disorders	Impaired gastric emptying	1-2	187	37.8	0	0.0	187	37.6	1	0.5		*	Quasi-complete separation of data points detected.				*	ERROR: Error in computing the link function, its derivatives, or the variance function.			0.00		Algorithm converged.	0.00	NE	0.9999	NE	>999.99		Algorithm converged.	0.00	NE
Gastrointestinal disorders	Impaired gastric emptying	3	196	39.6	0	0.0	186	37.3	0	0.0	NE			NE	NE	NE		NE	NE	NE	NE		NE	NE	NE	NE		NE		NE	NE	NE
Gastrointestinal disorders	Impaired gastric emptying	4-5	112	22.6	0	0.0	125	25.1	0	0.0	NE			NE	NE	NE		NE	NE	NE	NE		NE	NE	NE	NE		NE		NE	NE	NE
Gastrointestinal disorders	Intestinal obstruction	1-2	187	37.8	0	0.0	187	37.6	0	0.0	NE			NE	NE	NE		NE	NE	NE	NE		NE	NE	NE	NE	NE	NE		NE	NE	NE
Gastrointestinal disorders	Intestinal obstruction	3	196	39.6	1	0.5	186	37.3	1	0.5	0.95		Convergence criterion (GCONV=1E-8) satisfied.	0.06	15.28	0.000		Algorithm converged.	-0.015	0.014	0.95		Algorithm converged.	0.06	15.06	0.9704		1.05		Algorithm converged.	0.07	16.72
Gastrointestinal disorders	Intestinal obstruction	4-5	112	22.6	0	0.0	125	25.1	0	0.0	NE			NE	NE	NE		NE	NE	NE	NE		NE	NE	NE	NE		NE		NE	NE	NE
Gastrointestinal disorders	Intestinal perforation	1-2	187	37.8	1	0.5	187	37.6	0	0.0		*	Quasi-complete separation of data points detected.				*	ERROR: The mean parameter is either invalid or at a limit of its range for some observations.			NE		Algorithm converged.	NE	NE	NE	NE	NE		Algorithm converged.	NE	NE
Gastrointestinal disorders	Intestinal perforation	3	196	39.6	0	0.0	186	37.3	0	0.0	NE			NE	NE	NE		NE	NE	NE	NE		NE	NE	NE	NE		NE		NE	NE	NE
Gastrointestinal disorders	Intestinal perforation	4-5	112	22.6	0	0.0	125	25.1	0	0.0	NE			NE	NE	NE		NE	NE	NE	NE		NE	NE	NE	NE		NE		NE	NE	NE
Gastrointestinal disorders	Large intestinal haemorrhage	1-2	187	37.8	0	0.0	187	37.6	0	0.0	NE			NE	NE	NE		NE	NE	NE	NE		NE	NE	NE	NE	NE	NE		NE	NE	NE
Gastrointestinal disorders	Large intestinal haemorrhage	3	196	39.6	1	0.5	186	37.3	0	0.0		*	Quasi-complete separation of data points detected.				*	ERROR: The mean parameter is either invalid or at a limit of its range for some observations.			NE		Algorithm converged.	NE	NE	NE		NE		Algorithm converged.	NE	NE
Gastrointestinal disorders	Large intestinal haemorrhage	4-5	112	22.6	0	0.0	125	25.1	0	0.0	NE			NE	NE	NE		NE	NE	NE	NE		NE	NE	NE	NE		NE		NE	NE	NE
Gastrointestinal disorders	Nausea	1-2	187	37.8	1	0.5	187	37.6	0	0.0		*	Quasi-complete separation of data points detected.				*	ERROR: The mean parameter is either invalid or at a limit of its range for some observations.			NE		Algorithm converged.	NE	NE	NE	0.6047	NE		Algorithm converged.	NE	NE
Gastrointestinal disorders	Nausea	3	196	39.6	3	1.5	186	37.3	1	0.5	2.88		Convergence criterion (GCONV=1E-8) satisfied.	0.30	27.89	0.010		Algorithm converged.	-0.010	0.030	2.85		Algorithm converged.	0.30	27.13	0.3630		0.35		Algorithm converged.	0.04	3.35
Gastrointestinal disorders	Nausea	4-5	112	22.6	1	0.9	125	25.1	1	0.8	1.12		Convergence criterion (GCONV=1E-8) satisfied.	0.07	18.07	0.001		Algorithm converged.	-0.022	0.024	1.12		Algorithm converged.	0.07	17.63	0.9378		0.90		Algorithm converged.	0.06	14.16
Gastrointestinal disorders	Neutropenic colitis	1-2	187	37.8	1	0.5	187	37.6	0	0.0		*	Quasi-complete separation of data points detected.				*	ERROR: The mean parameter is either invalid or at a limit of its range for some observations.			NE		Algorithm converged.	NE	NE	NE	NE	NE		Algorithm converged.	NE	NE
Gastrointestinal disorders	Neutropenic colitis	3	196	39.6	0	0.0	186	37.3	0	0.0	NE			NE	NE	NE		NE	NE	NE	NE		NE	NE	NE	NE		NE		NE	NE	NE
Gastrointestinal disorders	Neutropenic colitis	4-5	112	22.6	0	0.0	125	25.1	0	0.0	NE			NE	NE	NE		NE	NE	NE	NE		NE	NE	NE	NE		NE		NE	NE	NE
Gastrointestinal disorders	Pancreatitis	1-2	187	37.8	0	0.0	187	37.6	1	0.5		*	Quasi-complete separation of data points detected.				*	ERROR: Error in computing the link function, its derivatives, or the variance function.			0.00		Algorithm converged.	0.00	NE	0.9999	NE	>999.99		Algorithm converged.	0.00	NE
Gastrointestinal disorders	Pancreatitis	3	196	39.6	0	0.0	186	37.3	0	0.0	NE			NE	NE	NE		NE	NE	NE	NE		NE	NE	NE	NE		NE		NE	NE	NE
Gastrointestinal disorders	Pancreatitis	4-5	112	22.6	1	0.9	125	25.1	0	0.0		*	Quasi-complete separation of data points detected.				*	WARNING: The relative Hessian convergence criterion of 18.712481867 is greater than the limit of 0.0001. The convergence is questionable.			NE		Algorithm converged.	NE	NE	NE		NE		Algorithm converged.	NE	NE
Gastrointestinal disorders	Small intestinal obstruction	1-2	187	37.8	0	0.0	187	37.6	1	0.5		*	Quasi-complete separation of data points detected.				*	ERROR: Error in computing the link function, its derivatives, or the variance function.			0.00		Algorithm converged.	0.00	NE	0.9999	NE	>999.99		Algorithm converged.	0.00	NE
Gastrointestinal disorders	Small intestinal obstruction	3	196	39.6	0	0.0	186	37.3	1	0.5		*	Quasi-complete separation of data points detected.				*	ERROR: Error in computing the link function, its derivatives, or the variance function.			0.00		Algorithm converged.	0.00	NE	1.0000		>999.99		Algorithm converged.	0.00	NE
Gastrointestinal disorders	Small intestinal obstruction	4-5	112	22.6	0	0.0	125	25.1	3	2.4		*	Quasi-complete separation of data points detected.				*	WARNING: The relative Hessian convergence criterion of 7.6329170928 is greater than the limit of 0.0001. The convergence is questionable.			0.00		Algorithm converged.	0.00	NE	0.9999		>999.99		Algorithm converged.	0.00	NE
Gastrointestinal disorders	Small intestinal perforation	1-2	187	37.8	0	0.0	187	37.6	0	0.0	NE			NE	NE	NE		NE	NE	NE	NE		NE	NE	NE	NE	NE	NE		NE	NE	NE
Gastrointestinal disorders	Small intestinal perforation	3	196	39.6	0	0.0	186	37.3	0	0.0	NE			NE	NE	NE		NE	NE	NE	NE		NE	NE	NE	NE		NE		NE	NE	NE
Gastrointestinal disorders	Small intestinal perforation	4-5	112	22.6	0	0.0	125	25.1	1	0.8		*	Quasi-complete separation of data points detected.				*	WARNING: The relative Hessian convergence criterion of 16.316112867 is greater than the limit of 0.0001. The convergence is questionable.			0.00		Algorithm converged.	0.00	NE	0.9999		>999.99		Algorithm converged.	0.00	NE
Gastrointestinal disorders	Stomatitis	1-2	187	37.8	1	0.5	187	37.6	0	0.0		*	Quasi-complete separation of data points detected.				*	WARNING: Negative of Hessian not positive definite.			NE		Algorithm converged.	NE	NE	NE	0.1612	NE		Algorithm converged.	NE	NE
Gastrointestinal disorders	Stomatitis	3	196	39.6	1	0.5	186	37.3	0	0.0		*	Quasi-complete separation of data points detected.				*	ERROR: The mean parameter is either invalid or at a limit of its range for some observations.			NE		Algorithm converged.	NE	NE	NE		NE		Algorithm converged.	NE	NE
Gastrointestinal disorders	Stomatitis	4-5	112	22.6	0	0.0	125	25.1	1	0.8		*	Quasi-complete separation of data points detected.				*	WARNING: The relative Hessian convergence criterion of 16.31611281 is greater than the limit of 0.0001. The convergence is questionable.			0.00		Algorithm converged.	0.00	NE	0.9999		>999.99		Algorithm converged.	0.00	NE
Gastrointestinal disorders	Subileus	1-2	187	37.8	0	0.0	187	37.6	0	0.0	NE			NE	NE	NE		NE	NE	NE	NE		NE	NE	NE	NE	NE	NE		NE	NE	NE
Gastrointestinal disorders	Subileus	3	196	39.6	0	0.0	186	37.3	1	0.5		*	Quasi-complete separation of data points detected.				*	ERROR: Error in computing the link function, its derivatives, or the variance function.			0.00		Algorithm converged.	0.00	NE	1.0000		>999.99		Algorithm converged.	0.00	NE
Gastrointestinal disorders	Subileus	4-5	112	22.6	1	0.9	125	25.1	0	0.0		*	Quasi-complete separation of data points detected.				*	WARNING: The relative Hessian convergence criterion of 18.712481934 is greater than the limit of 0.0001. The convergence is questionable.			NE		Algorithm converged.	NE	NE	NE		NE		Algorithm converged.	NE	NE
Gastrointestinal disorders	Tooth loss	1-2	187	37.8	1	0.5	187	37.6	0	0.0		*	Quasi-complete separation of data points detected.				*	ERROR: The mean parameter is either invalid or at a limit of its range for some observations.			NE		Algorithm converged.	NE	NE	NE	NE	NE		Algorithm converged.	NE	NE
Gastrointestinal disorders	Tooth loss	3	196	39.6	0	0.0	186	37.3	1	0.5		*	Quasi-complete separation of data points detected.				*	ERROR: Error in computing the link function, its derivatives, or the variance function.			0.00		Algorithm converged.	0.00	NE	1.0000		>999.99		Algorithm converged.	0.00	NE
Gastrointestinal disorders	Tooth loss	4-5	112	22.6	0	0.0	125	25.1	0	0.0	NE			NE	NE	NE		NE	NE	NE	NE		NE	NE	NE	NE		NE		NE	NE	NE
Gastrointestinal disorders	Upper gastrointestinal haemorrhage	1-2	187	37.8	0	0.0	187	37.6	0	0.0	NE			NE	NE	NE		NE	NE	NE	NE		NE	NE	NE	NE	NE	NE		NE	NE	NE
Gastrointestinal disorders	Upper gastrointestinal haemorrhage	3	196	39.6	1	0.5	186	37.3	0	0.0		*	Quasi-complete separation of data points detected.				*	ERROR: The mean parameter is either invalid or at a limit of its range for some observations.			NE		Algorithm converged.	NE	NE	NE		NE		Algorithm converged.	NE	NE
Gastrointestinal disorders	Upper gastrointestinal haemorrhage	4-5	112	22.6	0	0.0	125	25.1	0	0.0	NE			NE	NE	NE		NE	NE	NE	NE		NE	NE	NE	NE		NE		NE	NE	NE
Gastrointestinal disorders	Vomiting	1-2	187	37.8	1	0.5	187	37.6	1	0.5	1.00		Convergence criterion (GCONV=1E-8) satisfied.	0.06	16.11	0.000		Algorithm converged.	-0.015	0.015	1.00		Algorithm converged.	0.06	15.87	1.0000	0.5989	1.00		Algorithm converged.	0.06	15.87
Gastrointestinal disorders	Vomiting	3	196	39.6	1	0.5	186	37.3	0	0.0		*	Quasi-complete separation of data points detected.				*	ERROR: The mean parameter is either invalid or at a limit of its range for some observations.			NE		Algorithm converged.	NE	NE	NE		NE		Algorithm converged.	NE	NE
Gastrointestinal disorders	Vomiting	4-5	112	22.6	3	2.7	125	25.1	2	1.6	1.69		Convergence criterion (GCONV=1E-8) satisfied.	0.28	10.32	0.011		Algorithm converged.	-0.026	0.048	1.67		Algorithm converged.	0.28	9.84	0.5685		0.60		Algorithm converged.	0.10	3.51
General disorders and administration site conditions		1-2	187	37.8	4	2.1	187	37.6	12	6.4	0.32		Convergence criterion (GCONV=1E-8) satisfied.	0.10	1.01	-0.043		Algorithm converged.	-0.084	-0.002	0.33		Algorithm converged.	0.11	1.01	0.0531	0.0363	3.00		Algorithm converged.	0.99	9.13
General disorders and administration site conditions		3	196	39.6	12	6.1	186	37.3	7	3.8	1.67		Convergence criterion (GCONV=1E-8) satisfied.	0.64	4.33	0.024		Algorithm converged.	-0.020	0.067	1.63		Algorithm converged.	0.65	4.04	0.2948		0.61		Algorithm converged.	0.25	1.53
General disorders and administration site conditions		4-5	112	22.6	8	7.1	125	25.1	5	4.0	1.85		Convergence criterion (GCONV=1E-8) satisfied.	0.59	5.82	0.031		Algorithm converged.	-0.027	0.090	1.79		Algorithm converged.	0.60	5.30	0.2962		0.56		Algorithm converged.	0.19	1.66
General disorders and administration site conditions	Asthenia	1-2	187	37.8	1	0.5	187	37.6	0	0.0		*	Quasi-complete separation of data points detected.				*	ERROR: The mean parameter is either invalid or at a limit of its range for some observations.			NE		Algorithm converged.	NE	NE	NE	0.7654	NE		Algorithm converged.	NE	NE
General disorders and administration site conditions	Asthenia	3	196	39.6	3	1.5	186	37.3	1	0.5	2.88		Convergence criterion (GCONV=1E-8) satisfied.	0.30	27.89	0.010		Algorithm converged.	-0.010	0.030	2.85		Algorithm converged.	0.30	27.13	0.3630		0.35		Algorithm converged.	0.04	3.35
General disorders and administration site conditions	Asthenia	4-5	112	22.6	3	2.7	125	25.1	1	0.8	3.41		Convergence criterion (GCONV=1E-8) satisfied.	0.35	33.28	0.019		Algorithm converged.	-0.015	0.053	3.35		Algorithm converged.	0.35	31.73	0.2922		0.30		Algorithm converged.	0.03	2.83
General disorders and administration site conditions	Catheter site haemorrhage	1-2	187	37.8	0	0.0	187	37.6	0	0.0	NE			NE	NE	NE		NE	NE	NE	NE		NE	NE	NE	NE	NE	NE		NE	NE	NE
General disorders and administration site conditions	Catheter site haemorrhage	3	196	39.6	0	0.0	186	37.3	0	0.0	NE			NE	NE	NE		NE	NE	NE	NE		NE	NE	NE	NE		NE		NE	NE	NE
General disorders and administration site conditions	Catheter site haemorrhage	4-5	112	22.6	0	0.0	125	25.1	1	0.8		*	Quasi-complete separation of data points detected.				*	WARNING: The relative Hessian convergence criterion of 16.316112867 is greater than the limit of 0.0001. The convergence is questionable.			0.00		Algorithm converged.	0.00	NE	0.9999		>999.99		Algorithm converged.	0.00	NE
General disorders and administration site conditions	Chest discomfort	1-2	187	37.8	0	0.0	187	37.6	0	0.0	NE			NE	NE	NE		NE	NE	NE	NE		NE	NE	NE	NE	NE	NE		NE	NE	NE
General disorders and administration site conditions	Chest discomfort	3	196	39.6	0	0.0	186	37.3	1	0.5		*	Quasi-complete separation of data points detected.				*	ERROR: Error in computing the link function, its derivatives, or the variance function.			0.00		Algorithm converged.	0.00	NE	1.0000		>999.99		Algorithm converged.	0.00	NE
General disorders and administration site conditions	Chest discomfort	4-5	112	22.6	0	0.0	125	25.1	0	0.0	NE			NE	NE	NE		NE	NE	NE	NE		NE	NE	NE	NE		NE		NE	NE	NE
General disorders and administration site conditions	Chest pain	1-2	187	37.8	1	0.5	187	37.6	0	0.0		*	Quasi-complete separation of data points detected.				*	ERROR: The mean parameter is either invalid or at a limit of its range for some observations.			NE		Algorithm converged.	NE	NE	NE	NE	NE		Algorithm converged.	NE	NE
General disorders and administration site conditions	Chest pain	3	196	39.6	0	0.0	186	37.3	1	0.5		*	Quasi-complete separation of data points detected.				*	ERROR: Error in computing the link function, its derivatives, or the variance function.			0.00		Algorithm converged.	0.00	NE	1.0000		>999.99		Algorithm converged.	0.00	NE
General disorders and administration site conditions	Chest pain	4-5	112	22.6	0	0.0	125	25.1	0	0.0	NE			NE	NE	NE		NE	NE	NE	NE		NE	NE	NE	NE		NE		NE	NE	NE
General disorders and administration site conditions	Chills	1-2	187	37.8	0	0.0	187	37.6	1	0.5		*	Quasi-complete separation of data points detected.				*	ERROR: Error in computing the link function, its derivatives, or the variance function.			0.00		Algorithm converged.	0.00	NE	0.9999	0.6022	>999.99		Algorithm converged.	0.00	NE
General disorders and administration site conditions	Chills	3	196	39.6	1	0.5	186	37.3	1	0.5	0.95		Convergence criterion (GCONV=1E-8) satisfied.	0.06	15.28	0.000		Algorithm converged.	-0.015	0.014	0.95		Algorithm converged.	0.06	15.06	0.9704		1.05		Algorithm converged.	0.07	16.72
General disorders and administration site conditions	Chills	4-5	112	22.6	0	0.0	125	25.1	0	0.0	NE			NE	NE	NE		NE	NE	NE	NE		NE	NE	NE	NE		NE		NE	NE	NE
General disorders and administration site conditions	Device related thrombosis	1-2	187	37.8	0	0.0	187	37.6	0	0.0	NE			NE	NE	NE		NE	NE	NE	NE		NE	NE	NE	NE	NE	NE		NE	NE	NE
General disorders and administration site conditions	Device related thrombosis	3	196	39.6	0	0.0	186	37.3	1	0.5		*	Quasi-complete separation of data points detected.				*	ERROR: Error in computing the link function, its derivatives, or the variance function.			0.00		Algorithm converged.	0.00	NE	1.0000		>999.99		Algorithm converged.	0.00	NE
General disorders and administration site conditions	Device related thrombosis	4-5	112	22.6	0	0.0	125	25.1	0	0.0	NE			NE	NE	NE		NE	NE	NE	NE		NE	NE	NE	NE		NE		NE	NE	NE
General disorders and administration site conditions	Fatigue	1-2	187	37.8	1	0.5	187	37.6	8	4.3	0.12		Convergence criterion (GCONV=1E-8) satisfied.	0.01	0.97	-0.037		Algorithm converged.	-0.068	-0.007	0.13		Algorithm converged.	0.02	0.99	0.0488	0.1076	8.00		Algorithm converged.	1.01	63.33
General disorders and administration site conditions	Fatigue	3	196	39.6	2	1.0	186	37.3	2	1.1	0.95		Convergence criterion (GCONV=1E-8) satisfied.	0.13	6.80	-0.001		Algorithm converged.	-0.021	0.020	0.95		Algorithm converged.	0.14	6.67	0.9580		1.05		Algorithm converged.	0.15	7.40
General disorders and administration site conditions	Fatigue	4-5	112	22.6	2	1.8	125	25.1	1	0.8	2.25		Convergence criterion (GCONV=1E-8) satisfied.	0.20	25.21	0.010		Algorithm converged.	-0.019	0.039	2.23		Algorithm converged.	0.21	24.28	0.5097		0.45		Algorithm converged.	0.04	4.87
General disorders and administration site conditions	General physical health deterioration	1-2	187	37.8	0	0.0	187	37.6	1	0.5		*	Quasi-complete separation of data points detected.				*	ERROR: Error in computing the link function, its derivatives, or the variance function.			0.00		Algorithm converged.	0.00	NE	0.9999	NE	>999.99		Algorithm converged.	0.00	NE
General disorders and administration site conditions	General physical health deterioration	3	196	39.6	0	0.0	186	37.3	0	0.0	NE			NE	NE	NE		NE	NE	NE	NE		NE	NE	NE	NE		NE		NE	NE	NE
General disorders and administration site conditions	General physical health deterioration	4-5	112	22.6	0	0.0	125	25.1	0	0.0	NE			NE	NE	NE		NE	NE	NE	NE		NE	NE	NE	NE		NE		NE	NE	NE
General disorders and administration site conditions	Ill-defined disorder	1-2	187	37.8	0	0.0	187	37.6	0	0.0	NE			NE	NE	NE		NE	NE	NE	NE		NE	NE	NE	NE	NE	NE		NE	NE	NE
General disorders and administration site conditions	Ill-defined disorder	3	196	39.6	0	0.0	186	37.3	1	0.5		*	Quasi-complete separation of data points detected.				*	ERROR: Error in computing the link function, its derivatives, or the variance function.			0.00		Algorithm converged.	0.00	NE	1.0000		>999.99		Algorithm converged.	0.00	NE
General disorders and administration site conditions	Ill-defined disorder	4-5	112	22.6	0	0.0	125	25.1	0	0.0	NE			NE	NE	NE		NE	NE	NE	NE		NE	NE	NE	NE		NE		NE	NE	NE
General disorders and administration site conditions	Infusion site extravasation	1-2	187	37.8	0	0.0	187	37.6	0	0.0	NE			NE	NE	NE		NE	NE	NE	NE		NE	NE	NE	NE	NE	NE		NE	NE	NE
General disorders and administration site conditions	Infusion site extravasation	3	196	39.6	0	0.0	186	37.3	0	0.0	NE			NE	NE	NE		NE	NE	NE	NE		NE	NE	NE	NE		NE		NE	NE	NE
General disorders and administration site conditions	Infusion site extravasation	4-5	112	22.6	1	0.9	125	25.1	0	0.0		*	Quasi-complete separation of data points detected.				*	WARNING: The relative Hessian convergence criterion of 18.712481934 is greater than the limit of 0.0001. The convergence is questionable.			NE		Algorithm converged.	NE	NE	NE		NE		Algorithm converged.	NE	NE
General disorders and administration site conditions	Injection site extravasation	1-2	187	37.8	0	0.0	187	37.6	0	0.0	NE			NE	NE	NE		NE	NE	NE	NE		NE	NE	NE	NE	NE	NE		NE	NE	NE
General disorders and administration site conditions	Injection site extravasation	3	196	39.6	0	0.0	186	37.3	0	0.0	NE			NE	NE	NE		NE	NE	NE	NE		NE	NE	NE	NE		NE		NE	NE	NE
General disorders and administration site conditions	Injection site extravasation	4-5	112	22.6	0	0.0	125	25.1	1	0.8		*	Quasi-complete separation of data points detected.				*	WARNING: The relative Hessian convergence criterion of 16.31611281 is greater than the limit of 0.0001. The convergence is questionable.			0.00		Algorithm converged.	0.00	NE	0.9999		>999.99		Algorithm converged.	0.00	NE
General disorders and administration site conditions	Malaise	1-2	187	37.8	0	0.0	187	37.6	0	0.0	NE			NE	NE	NE		NE	NE	NE	NE		NE	NE	NE	NE	NE	NE		NE	NE	NE
General disorders and administration site conditions	Malaise	3	196	39.6	0	0.0	186	37.3	0	0.0	NE			NE	NE	NE		NE	NE	NE	NE		NE	NE	NE	NE		NE		NE	NE	NE
General disorders and administration site conditions	Malaise	4-5	112	22.6	0	0.0	125	25.1	1	0.8		*	Quasi-complete separation of data points detected.				*	WARNING: The relative Hessian convergence criterion of 16.316112867 is greater than the limit of 0.0001. The convergence is questionable.			0.00		Algorithm converged.	0.00	NE	0.9999		>999.99		Algorithm converged.	0.00	NE
General disorders and administration site conditions	Mucosal inflammation	1-2	187	37.8	0	0.0	187	37.6	0	0.0	NE			NE	NE	NE		NE	NE	NE	NE		NE	NE	NE	NE	0.5593	NE		NE	NE	NE

General disorders and administration site conditions	Mucosal inflammation	3	196	39.6	1	0.5	186	37.3	1	0.5	0.95		Convergence criterion (GCONV=1E-8) satisfied.	0.06	15.28	0.000		Algorithm converged.	-0.015	0.014	0.95		Algorithm converged.	0.06	15.06	0.9704		1.05		Algorithm converged.	0.07	16.72
General disorders and administration site conditions	Mucosal inflammation	4-5	112	22.6	1	0.9	125	25.1	0	0.0		*	Quasi-complete separation of data points detected.				*	ERROR: Error in computing the link function, its derivatives, or the variance function.			NE		Algorithm converged.	NE	NE	NE		NE		Algorithm converged.	NE	NE
General disorders and administration site conditions	Oedema	1-2	187	37.8	0	0.0	187	37.6	0	0.0	NE			NE	NE	NE		NE	NE	NE	NE		NE	NE	NE	NE	NE	NE		NE	NE	NE
General disorders and administration site conditions	Oedema	3	196	39.6	1	0.5	186	37.3	0	0.0		*	Quasi-complete separation of data points detected.				*	ERROR: The mean parameter is either invalid or at a limit of its range for some observations.			NE		Algorithm converged.	NE	NE	NE		NE		Algorithm converged.	NE	NE
General disorders and administration site conditions	Oedema	4-5	112	22.6	0	0.0	125	25.1	0	0.0	NE			NE	NE	NE		NE	NE	NE	NE		NE	NE	NE	NE		NE		NE	NE	NE
General disorders and administration site conditions	Oedema peripheral	1-2	187	37.8	0	0.0	187	37.6	1	0.5		*	Quasi-complete separation of data points detected.				*	ERROR: Error in computing the link function, its derivatives, or the variance function.			0.00		Algorithm converged.	0.00	NE	0.9999	NE	>999.99		Algorithm converged.	0.00	NE
General disorders and administration site conditions	Oedema peripheral	3	196	39.6	1	0.5	186	37.3	0	0.0		*	Quasi-complete separation of data points detected.				*	ERROR: The mean parameter is either invalid or at a limit of its range for some observations.			NE		Algorithm converged.	NE	NE	NE		NE		Algorithm converged.	NE	NE
General disorders and administration site conditions	Oedema peripheral	4-5	112	22.6	0	0.0	125	25.1	0	0.0	NE			NE	NE	NE		NE	NE	NE	NE		NE	NE	NE	NE		NE		NE	NE	NE
General disorders and administration site conditions	Pain	1-2	187	37.8	1	0.5	187	37.6	0	0.0		*	Quasi-complete separation of data points detected.				*	ERROR: The mean parameter is either invalid or at a limit of its range for some observations.			NE		Algorithm converged.	NE	NE	NE	NE	NE		Algorithm converged.	NE	NE
General disorders and administration site conditions	Pain	3	196	39.6	2	1.0	186	37.3	0	0.0		*	Quasi-complete separation of data points detected.				*	ERROR: Error in computing the link function, its derivatives, or the variance function.			NE		Algorithm converged.	NE	NE	NE		NE		Algorithm converged.	NE	NE
General disorders and administration site conditions	Pain	4-5	112	22.6	0	0.0	125	25.1	0	0.0	NE			NE	NE	NE		NE	NE	NE	NE		NE	NE	NE	NE		NE		NE	NE	NE
General disorders and administration site conditions	Pyrexia	1-2	187	37.8	1	0.5	187	37.6	0	0.0		*	Quasi-complete separation of data points detected.				*	ERROR: The mean parameter is either invalid or at a limit of its range for some observations.			NE		Algorithm converged.	NE	NE	NE	0.3553	NE		Algorithm converged.	NE	NE
General disorders and administration site conditions	Pyrexia	3	196	39.6	2	1.0	186	37.3	0	0.0		*	Quasi-complete separation of data points detected.				*	ERROR: The mean parameter is either invalid or at a limit of its range for some observations.			NE		Algorithm converged.	NE	NE	NE		NE		Algorithm converged.	NE	NE
General disorders and administration site conditions	Pyrexia	4-5	112	22.6	1	0.9	125	25.1	1	0.8	1.12		Convergence criterion (GCONV=1E-8) satisfied.	0.07	18.07	0.001		Algorithm converged.	-0.022	0.024	1.12		Algorithm converged.	0.07	17.63	0.9378		0.90		Algorithm converged.	0.06	14.16
General disorders and administration site conditions	Ulcer	1-2	187	37.8	0	0.0	187	37.6	0	0.0	NE			NE	NE	NE		NE	NE	NE	NE		NE	NE	NE	NE	NE	NE		NE	NE	NE
General disorders and administration site conditions	Ulcer	3	196	39.6	1	0.5	186	37.3	0	0.0		*	Quasi-complete separation of data points detected.				*	ERROR: The mean parameter is either invalid or at a limit of its range for some observations.			NE		Algorithm converged.	NE	NE	NE		NE		Algorithm converged.	NE	NE
General disorders and administration site conditions	Ulcer	4-5	112	22.6	0	0.0	125	25.1	0	0.0	NE			NE	NE	NE		NE	NE	NE	NE		NE	NE	NE	NE		NE		NE	NE	NE
General disorders and administration site conditions	Vascular stent thrombosis	1-2	187	37.8	0	0.0	187	37.6	1	0.5		*	Quasi-complete separation of data points detected.				*	ERROR: Error in computing the link function, its derivatives, or the variance function.			0.00		Algorithm converged.	0.00	NE	0.9999	NE	>999.99		Algorithm converged.	0.00	NE
General disorders and administration site conditions	Vascular stent thrombosis	3	196	39.6	0	0.0	186	37.3	0	0.0	NE			NE	NE	NE		NE	NE	NE	NE		NE	NE	NE	NE		NE		NE	NE	NE
General disorders and administration site conditions	Vascular stent thrombosis	4-5	112	22.6	0	0.0	125	25.1	0	0.0	NE			NE	NE	NE		NE	NE	NE	NE		NE	NE	NE	NE		NE		NE	NE	NE
Hepatobiliary disorders		1-2	187	37.8	0	0.0	187	37.6	0	0.0	NE			NE	NE	NE		NE	NE	NE	NE		NE	NE	NE	NE	0.8742	NE		NE	NE	NE
Hepatobiliary disorders		3	196	39.6	1	0.5	186	37.3	1	0.5	0.95		Convergence criterion (GCONV=1E-8) satisfied.	0.06	15.28	0.000		Algorithm converged.	-0.015	0.014	0.95		Algorithm converged.	0.06	15.06	0.9704		1.05		Algorithm converged.	0.07	16.72
Hepatobiliary disorders		4-5	112	22.6	1	0.9	125	25.1	3	2.4	0.37		Convergence criterion (GCONV=1E-8) satisfied.	0.04	3.57	-0.015		Algorithm converged.	-0.047	0.017	0.37		Algorithm converged.	0.04	3.53	0.3888		2.69		Algorithm converged.	0.28	25.47
Hepatobiliary disorders	Bile duct stenosis	1-2	187	37.8	0	0.0	187	37.6	0	0.0	NE			NE	NE	NE		NE	NE	NE	NE		NE	NE	NE	NE	NE	NE		NE	NE	NE
Hepatobiliary disorders	Bile duct stenosis	3	196	39.6	0	0.0	186	37.3	0	0.0	NE			NE	NE	NE		NE	NE	NE	NE		NE	NE	NE	NE		NE		NE	NE	NE
Hepatobiliary disorders	Bile duct stenosis	4-5	112	22.6	0	0.0	125	25.1	1	0.8		*	Quasi-complete separation of data points detected.				*	WARNING: The relative Hessian convergence criterion of 16.31611281 is greater than the limit of 0.0001. The convergence is questionable.			0.00		Algorithm converged.	0.00	NE	0.9999		>999.99		Algorithm converged.	0.00	NE
Hepatobiliary disorders	Biliary obstruction	1-2	187	37.8	0	0.0	187	37.6	0	0.0	NE			NE	NE	NE		NE	NE	NE	NE		NE	NE	NE	NE	NE	NE		NE	NE	NE
Hepatobiliary disorders	Biliary obstruction	3	196	39.6	0	0.0	186	37.3	0	0.0	NE			NE	NE	NE		NE	NE	NE	NE		NE	NE	NE	NE		NE		NE	NE	NE
Hepatobiliary disorders	Biliary obstruction	4-5	112	22.6	1	0.9	125	25.1	0	0.0		*	Quasi-complete separation of data points detected.				*	WARNING: The relative Hessian convergence criterion of 18.712481801 is greater than the limit of 0.0001. The convergence is questionable.			NE		Algorithm converged.	NE	NE	NE		NE		Algorithm converged.	NE	NE
Hepatobiliary disorders	Cholangitis	1-2	187	37.8	0	0.0	187	37.6	0	0.0	NE			NE	NE	NE		NE	NE	NE	NE		NE	NE	NE	NE	NE	NE		NE	NE	NE
Hepatobiliary disorders	Cholangitis	3	196	39.6	0	0.0	186	37.3	0	0.0	NE			NE	NE	NE		NE	NE	NE	NE		NE	NE	NE	NE		NE		NE	NE	NE
Hepatobiliary disorders	Cholangitis	4-5	112	22.6	0	0.0	125	25.1	1	0.8		*	Quasi-complete separation of data points detected.				*	WARNING: The relative Hessian convergence criterion of 16.316112867 is greater than the limit of 0.0001. The convergence is questionable.			0.00		Algorithm converged.	0.00	NE	0.9999		>999.99		Algorithm converged.	0.00	NE
Hepatobiliary disorders	Cholestasis	1-2	187	37.8	0	0.0	187	37.6	0	0.0	NE			NE	NE	NE		NE	NE	NE	NE		NE	NE	NE	NE	NE	NE		NE	NE	NE
Hepatobiliary disorders	Cholestasis	3	196	39.6	1	0.5	186	37.3	0	0.0		*	Quasi-complete separation of data points detected.				*	ERROR: The mean parameter is either invalid or at a limit of its range for some observations.			NE		Algorithm converged.	NE	NE	NE		NE		Algorithm converged.	NE	NE
Hepatobiliary disorders	Cholestasis	4-5	112	22.6	0	0.0	125	25.1	0	0.0	NE			NE	NE	NE		NE	NE	NE	NE		NE	NE	NE	NE		NE		NE	NE	NE
Hepatobiliary disorders	Hepatic function abnormal	1-2	187	37.8	0	0.0	187	37.6	0	0.0	NE			NE	NE	NE		NE	NE	NE	NE		NE	NE	NE	NE	NE	NE		NE	NE	NE
Hepatobiliary disorders	Hepatic function abnormal	3	196	39.6	0	0.0	186	37.3	0	0.0	NE			NE	NE	NE		NE	NE	NE	NE		NE	NE	NE	NE		NE		NE	NE	NE
Hepatobiliary disorders	Hepatic function abnormal	4-5	112	22.6	0	0.0	125	25.1	1	0.8		*	Quasi-complete separation of data points detected.				*	WARNING: The relative Hessian convergence criterion of 16.316112867 is greater than the limit of 0.0001. The convergence is questionable.			0.00		Algorithm converged.	0.00	NE	0.9999		>999.99		Algorithm converged.	0.00	NE
Hepatobiliary disorders	Hypertransaminasaemia	1-2	187	37.8	0	0.0	187	37.6	0	0.0	NE			NE	NE	NE		NE	NE	NE	NE		NE	NE	NE	NE	NE	NE		NE	NE	NE
Hepatobiliary disorders	Hypertransaminasaemia	3	196	39.6	0	0.0	186	37.3	1	0.5		*	Quasi-complete separation of data points detected.				*	ERROR: Error in computing the link function, its derivatives, or the variance function.			0.00		Algorithm converged.	0.00	NE	1.0000		>999.99		Algorithm converged.	0.00	NE
Hepatobiliary disorders	Hypertransaminasaemia	4-5	112	22.6	0	0.0	125	25.1	0	0.0	NE			NE	NE	NE		NE	NE	NE	NE		NE	NE	NE	NE		NE		NE	NE	NE
Immune system disorders		1-2	187	37.8	0	0.0	187	37.6	0	0.0	NE			NE	NE	NE		NE	NE	NE	NE		NE	NE	NE	NE	1.0000	NE		NE	NE	NE
Immune system disorders		3	196	39.6	0	0.0	186	37.3	0	0.0	NE			NE	NE	NE		NE	NE	NE	NE		NE	NE	NE	NE		NE		NE	NE	NE
Immune system disorders		4-5	112	22.6	1	0.9	125	25.1	1	0.8	1.12		Convergence criterion (GCONV=1E-8) satisfied.	0.07	18.07	0.001		Algorithm converged.	-0.022	0.024	1.12		Algorithm converged.	0.07	17.63	0.9378		0.90		Algorithm converged.	0.06	14.16
Immune system disorders	Haemophagocytic lymphohistiocytosis	1-2	187	37.8	0	0.0	187	37.6	0	0.0	NE			NE	NE	NE		NE	NE	NE	NE		NE	NE	NE	NE	NE	NE		NE	NE	NE
Immune system disorders	Haemophagocytic lymphohistiocytosis	3	196	39.6	0	0.0	186	37.3	0	0.0	NE			NE	NE	NE		NE	NE	NE	NE		NE	NE	NE	NE		NE		NE	NE	NE
Immune system disorders	Haemophagocytic lymphohistiocytosis	4-5	112	22.6	0	0.0	125	25.1	1	0.8		*	Quasi-complete separation of data points detected.				*	WARNING: The relative Hessian convergence criterion of 16.316112867 is greater than the limit of 0.0001. The convergence is questionable.			0.00		Algorithm converged.	0.00	NE	0.9999		>999.99		Algorithm converged.	0.00	NE
Immune system disorders	Hypogammaglobulinaemia	1-2	187	37.8	0	0.0	187	37.6	0	0.0	NE			NE	NE	NE		NE	NE	NE	NE		NE	NE	NE	NE	NE	NE		NE	NE	NE
Immune system disorders	Hypogammaglobulinaemia	3	196	39.6	0	0.0	186	37.3	0	0.0	NE			NE	NE	NE		NE	NE	NE	NE		NE	NE	NE	NE		NE		NE	NE	NE
Immune system disorders	Hypogammaglobulinaemia	4-5	112	22.6	1	0.9	125	25.1	0	0.0		*	Quasi-complete separation of data points detected.				*	WARNING: The relative Hessian convergence criterion of 18.712481734 is greater than the limit of 0.0001. The convergence is questionable.			NE		Algorithm converged.	NE	NE	NE		NE		Algorithm converged.	NE	NE
Infections and infestations		1-2	187	37.8	14	7.5	187	37.6	11	5.9	1.29		Convergence criterion (GCONV=1E-8) satisfied.	0.57	2.93	0.016		Algorithm converged.	-0.035	0.067	1.27		Algorithm converged.	0.59	2.73	0.5357	0.6414	0.79		Algorithm converged.	0.37	1.69
Infections and infestations		3	196	39.6	29	14.8	186	37.3	27	14.5	1.02		Convergence criterion (GCONV=1E-8) satisfied.	0.58	1.80	0.003		Algorithm converged.	-0.068	0.074	1.02		Algorithm converged.	0.63	1.65	0.9384		0.98		Algorithm converged.	0.60	1.59
Infections and infestations		4-5	112	22.6	21	18.8	125	25.1	16	12.8	1.57		Convergence criterion (GCONV=1E-8) satisfied.	0.77	3.19	0.060		Algorithm converged.	-0.034	0.153	1.46		Algorithm converged.	0.81	2.66	0.2111		0.68		Algorithm converged.	0.38	1.24
Infections and infestations	Abdominal abscess	1-2	187	37.8	0	0.0	187	37.6	0	0.0	NE			NE	NE	NE		NE	NE	NE	NE		NE	NE	NE	NE	NE	NE		NE	NE	NE
Infections and infestations	Abdominal abscess	3	196	39.6	0	0.0	186	37.3	0	0.0	NE			NE	NE	NE		NE	NE	NE	NE		NE	NE	NE	NE		NE		NE	NE	NE
Infections and infestations	Abdominal abscess	4-5	112	22.6	1	0.9	125	25.1	0	0.0		*	Quasi-complete separation of data points detected.				*	ERROR: Error in computing the link function, its derivatives, or the variance function.			NE		Algorithm converged.	NE	NE	NE		NE		Algorithm converged.	NE	NE
Infections and infestations	Abdominal infection	1-2	187	37.8	0	0.0	187	37.6	0	0.0	NE			NE	NE	NE		NE	NE	NE	NE		NE	NE	NE	NE	NE	NE		NE	NE	NE
Infections and infestations	Abdominal infection	3	196	39.6	0	0.0	186	37.3	1	0.5		*	Quasi-complete separation of data points detected.				*	ERROR: Error in computing the link function, its derivatives, or the variance function.			0.00		Algorithm converged.	0.00	NE	1.0000		>999.99		Algorithm converged.	0.00	NE
Infections and infestations	Abdominal infection	4-5	112	22.6	0	0.0	125	25.1	1	0.8		*	Quasi-complete separation of data points detected.				*	WARNING: The relative Hessian convergence criterion of 16.316112867 is greater than the limit of 0.0001. The convergence is questionable.			0.00		Algorithm converged.	0.00	NE	0.9999		>999.99		Algorithm converged.	0.00	NE
Infections and infestations	Abscess	1-2	187	37.8	0	0.0	187	37.6	0	0.0	NE			NE	NE	NE		NE	NE	NE	NE		NE	NE	NE	NE	NE	NE		NE	NE	NE
Infections and infestations	Abscess	3	196	39.6	0	0.0	186	37.3	1	0.5		*	Quasi-complete separation of data points detected.				*	ERROR: Error in computing the link function, its derivatives, or the variance function.			0.00		Algorithm converged.	0.00	NE	1.0000		>999.99		Algorithm converged.	0.00	NE
Infections and infestations	Abscess	4-5	112	22.6	0	0.0	125	25.1	0	0.0	NE			NE	NE	NE		NE	NE	NE	NE		NE	NE	NE	NE		NE		NE	NE	NE
Infections and infestations	Actinomycotic abdominal infection	1-2	187	37.8	0	0.0	187	37.6	0	0.0	NE			NE	NE	NE		NE	NE	NE	NE		NE	NE	NE	NE	NE	NE		NE	NE	NE
Infections and infestations	Actinomycotic abdominal infection	3	196	39.6	0	0.0	186	37.3	0	0.0	NE			NE	NE	NE		NE	NE	NE	NE		NE	NE	NE	NE		NE		NE	NE	NE
Infections and infestations	Actinomycotic abdominal infection	4-5	112	22.6	0	0.0	125	25.1	1	0.8		*	Quasi-complete separation of data points detected.				*	WARNING: The relative Hessian convergence criterion of 16.316112867 is greater than the limit of 0.0001. The convergence is questionable.			0.00		Algorithm converged.	0.00	NE	0.9999		>999.99		Algorithm converged.	0.00	NE
Infections and infestations	Appendicitis	1-2	187	37.8	0	0.0	187	37.6	0	0.0	NE			NE	NE	NE		NE	NE	NE	NE		NE	NE	NE	NE	NE	NE		NE	NE	NE
Infections and infestations	Appendicitis	3	196	39.6	1	0.5	186	37.3	0	0.0		*	Quasi-complete separation of data points detected.				*	ERROR: The mean parameter is either invalid or at a limit of its range for some observations.			NE		Algorithm converged.	NE	NE	NE		NE		Algorithm converged.	NE	NE
Infections and infestations	Appendicitis	4-5	112	22.6	0	0.0	125	25.1	0	0.0	NE			NE	NE	NE		NE	NE	NE	NE		NE	NE	NE	NE		NE		NE	NE	NE
Infections and infestations	Aspergillus infection	1-2	187	37.8	0	0.0	187	37.6	0	0.0	NE			NE	NE	NE		NE	NE	NE	NE		NE	NE	NE	NE	NE	NE		NE	NE	NE
Infections and infestations	Aspergillus infection	3	196	39.6	0	0.0	186	37.3	0	0.0	NE			NE	NE	NE		NE	NE	NE	NE		NE	NE	NE	NE		NE		NE	NE	NE
Infections and infestations	Aspergillus infection	4-5	112	22.6	1	0.9	125	25.1	0	0.0		*	Quasi-complete separation of data points detected.				*	WARNING: The relative Hessian convergence criterion of 18.712481934 is greater than the limit of 0.0001. The convergence is questionable.			NE		Algorithm converged.	NE	NE	NE		NE		Algorithm converged.	NE	NE
Infections and infestations	Atypical pneumonia	1-2	187	37.8	0	0.0	187	37.6	1	0.5		*	Quasi-complete separation of data points detected.				*	ERROR: Error in computing the link function, its derivatives, or the variance function.			0.00		Algorithm converged.	0.00	NE	0.9999	NE	>999.99		Algorithm converged.	0.00	NE
Infections and infestations	Atypical pneumonia	3	196	39.6	0	0.0	186	37.3	0	0.0	NE			NE	NE	NE		NE	NE	NE	NE		NE	NE	NE	NE		NE		NE	NE	NE
Infections and infestations	Atypical pneumonia	4-5	112	22.6	0	0.0	125	25.1	0	0.0	NE			NE	NE	NE		NE	NE	NE	NE		NE	NE	NE	NE		NE		NE	NE	NE
Infections and infestations	Bacteraemia	1-2	187	37.8	1	0.5	187	37.6	0	0.0		*	Quasi-complete separation of data points detected.				*	ERROR: The mean parameter is either invalid or at a limit of its range for some observations.			NE		Algorithm converged.	NE	NE	NE	0.3982	NE		Algorithm converged.	NE	NE
Infections and infestations	Bacteraemia	3	196	39.6	1	0.5	186	37.3	1	0.5	0.95		Convergence criterion (GCONV=1E-8) satisfied.	0.06	15.28	0.000		Algorithm converged.	-0.015	0.014	0.95		Algorithm converged.	0.06	15.06	0.9704		1.05		Algorithm converged.	0.07	16.72
Infections and infestations	Bacteraemia	4-5	112	22.6	1	0.9	125	25.1	0	0.0		*	Quasi-complete separation of data points detected.				*	WARNING: The relative Hessian convergence criterion of 18.712481934 is greater than the limit of 0.0001. The convergence is questionable.			NE		Algorithm converged.	NE	NE	NE		NE		Algorithm converged.	NE	NE
Infections and infestations	Bronchitis	1-2	187	37.8	0	0.0	187	37.6	0	0.0	NE			NE	NE	NE		NE	NE	NE	NE		NE	NE	NE	NE	NE	NE		NE	NE	NE
Infections and infestations	Bronchitis	3	196	39.6	0	0.0	186	37.3	1	0.5		*	Quasi-complete separation of data points detected.				*	ERROR: Error in computing the link function, its derivatives, or the variance function.			0.00		Algorithm converged.	0.00	NE	1.0000		>999.99		Algorithm converged.	0.00	NE
Infections and infestations	Bronchitis	4-5	112	22.6	0	0.0	125	25.1	0	0.0	NE			NE	NE	NE		NE	NE	NE	NE		NE	NE	NE	NE		NE		NE	NE	NE
Infections and infestations	Bronchitis bacterial	1-2	187	37.8	0	0.0	187	37.6	0	0.0	NE			NE	NE	NE		NE	NE	NE	NE		NE	NE	NE	NE	NE	NE		NE	NE	NE
Infections and infestations	Bronchitis bacterial	3	196	39.6	0	0.0	186	37.3	0	0.0	NE			NE	NE	NE		NE	NE	NE	NE		NE	NE	NE	NE		NE		NE	NE	NE
Infections and infestations	Bronchitis bacterial	4-5	112	22.6	1	0.9	125	25.1	0	0.0		*	Quasi-complete separation of data points detected.				*	WARNING: The relative Hessian convergence criterion of 18.712481734 is greater than the limit of 0.0001. The convergence is questionable.			NE		Algorithm converged.	NE	NE	NE		NE		Algorithm converged.	NE	NE
Infections and infestations	Bronchopulmonary aspergillosis	1-2	187	37.8	0	0.0	187	37.6	0	0.0	NE			NE	NE	NE		NE	NE	NE	NE		NE	NE	NE	NE	NE	NE		NE	NE	NE
Infections and infestations	Bronchopulmonary aspergillosis	3	196	39.6	0	0.0	186	37.3	0	0.0	NE			NE	NE	NE		NE	NE	NE	NE		NE	NE	NE	NE		NE		NE	NE	NE
Infections and infestations	Bronchopulmonary aspergillosis	4-5	112	22.6	1	0.9	125	25.1	0	0.0		*	Quasi-complete separation of data points detected.				*	WARNING: The relative Hessian convergence criterion of 18.712481934 is greater than the limit of 0.0001. The convergence is questionable.			NE		Algorithm converged.	NE	NE	NE		NE		Algorithm converged.	NE	NE
Infections and infestations	Campylobacter gastroenteritis	1-2	187	37.8	0	0.0	187	37.6	0	0.0	NE			NE	NE	NE		NE	NE	NE	NE		NE	NE	NE	NE	NE	NE		NE	NE	NE
Infections and infestations	Campylobacter gastroenteritis	3	196	39.6	0	0.0	186	37.3	0	0.0	NE			NE	NE	NE		NE	NE	NE	NE		NE	NE	NE	NE		NE		NE	NE	NE
Infections and infestations	Campylobacter gastroenteritis	4-5	112	22.6	1	0.9	125	25.1	0	0.0		*	Quasi-complete separation of data points detected.				*	ERROR: Error in computing the link function, its derivatives, or the variance function.			NE		Algorithm converged.	NE	NE	NE		NE		Algorithm converged.	NE	NE
Infections and infestations	Cellulitis	1-2	187	37.8	2	1.1	187	37.6	0	0.0		*	Quasi-complete separation of data points detected.				*	WARNING: Negative of Hessian not positive definite.			NE		Algorithm converged.	NE	NE	NE	0.4438	NE		Algorithm converged.	NE	NE
Infections and infestations	Cellulitis	3	196	39.6	0	0.0	186	37.3	0	0.0	NE			NE	NE	NE		NE	NE	NE	NE		NE	NE	NE	NE		NE		NE	NE	NE
Infections and infestations	Cellulitis	4-5	112	22.6	1	0.9	125	25.1	1	0.8	1.12		Convergence criterion (GCONV=1E-8) satisfied.	0.07	18.07	0.001		Algorithm converged.	-0.022	0.024	1.12		Algorithm converged.	0.07	17.63	0.9378		0.90		Algorithm converged.	0.06	14.16
Infections and infestations	Clostridium difficile colitis	1-2	187	37.8	0	0.0	187	37.6	0	0.0	NE			NE	NE	NE		NE	NE	NE	NE		NE	NE	NE	NE	NE	NE		NE	NE	NE
Infections and infestations	Clostridium difficile colitis	3	196	39.6	2	1.0	186	37.3	0	0.0		*	Quasi-complete separation of data points detected.				*	ERROR: Error in computing the link function, its derivatives, or the variance function.			NE		Algorithm converged.	NE	NE	NE		NE		Algorithm converged.	NE	NE
Infections and infestations	Clostridium difficile colitis	4-5	112	22.6	0	0.0	125	25.1	0	0.0	NE			NE	NE	NE		NE	NE	NE	NE		NE	NE	NE	NE		NE		NE	NE	NE
Infections and infestations	Clostridium difficile infection	1-2	187	37.8	0	0.0	187	37.6	0	0.0	NE			NE	NE	NE		NE	NE	NE	NE		NE	NE	NE	NE	NE	NE		NE	NE	NE
Infections and infestations	Clostridium difficile infection	3	196	39.6	0	0.0	186	37.3	0	0.0	NE			NE	NE	NE		NE	NE	NE	NE		NE	NE	NE	NE		NE		NE	NE	NE
Infections and infestations	Clostridium difficile infection	4-5	112	22.6	2	1.8	125	25.1	0	0.0		*	Quasi-complete separation of data points detected.				*	ERROR: Error in computing the link function, its derivatives, or the variance function.			NE		Algorithm converged.	NE	NE	NE		NE		Algorithm converged.	NE	NE
Infections and infestations	Coronavirus infection	1-2	187	37.8	0	0.0	187	37.6	0	0.0	NE			NE	NE	NE		NE	NE	NE	NE		NE	NE	NE	NE	NE	NE		NE	NE	NE
Infections and infestations	Coronavirus infection	3	196	39.6	0	0.0	186	37.3	1	0.5		*	Quasi-complete separation of data points detected.				*	ERROR: Error in computing the link function, its derivatives, or the variance function.			0.00		Algorithm converged.	0.00	NE	1.0000		>999.99		Algorithm converged.	0.00	NE
Infections and infestations	Coronavirus infection	4-5	112	22.6	0	0.0	125	25.1	0	0.0	NE			NE	NE	NE		NE	NE	NE	NE		NE	NE	NE	NE		NE		NE	NE	NE

Infections and infestations	Device related infection	1-2	187	37.8	0	0.0	187	37.6	0	0.0	NE			NE	NE	NE		NE	NE	NE	NE		NE	NE	NE	NE	0.3866	NE		NE	NE	NE
Infections and infestations	Device related infection	3	196	39.6	1	0.5	186	37.3	1	0.5	0.95		Convergence criterion (GCONV=1E-8) satisfied.	0.06	15.28	0.000		Algorithm converged.	-0.015	0.014	0.95		Algorithm converged.	0.06	15.06	0.9704		1.05		Algorithm converged.	0.07	16.72
Infections and infestations	Device related infection	4-5	112	22.6	2	1.8	125	25.1	0	0.0		*	Quasi-complete separation of data points detected.				*	ERROR: The mean parameter is either invalid or at a limit of its range for some observations.			NE		Algorithm converged.	NE	NE	NE		NE		Algorithm converged.	NE	NE
Infections and infestations	Device related sepsis	1-2	187	37.8	0	0.0	187	37.6	0	0.0	NE			NE	NE	NE		NE	NE	NE	NE		NE	NE	NE	NE	NE	NE		NE	NE	NE
Infections and infestations	Device related sepsis	3	196	39.6	0	0.0	186	37.3	0	0.0	NE			NE	NE	NE		NE	NE	NE	NE		NE	NE	NE	NE		NE		NE	NE	NE
Infections and infestations	Device related sepsis	4-5	112	22.6	1	0.9	125	25.1	0	0.0		*	Quasi-complete separation of data points detected.				*	WARNING: The relative Hessian convergence criterion of 18.712481867 is greater than the limit of 0.0001. The convergence is questionable.			NE		Algorithm converged.	NE	NE	NE		NE		Algorithm converged.	NE	NE
Infections and infestations	Diarrhoea infectious	1-2	187	37.8	0	0.0	187	37.6	0	0.0	NE			NE	NE	NE		NE	NE	NE	NE		NE	NE	NE	NE	NE	NE		NE	NE	NE
Infections and infestations	Diarrhoea infectious	3	196	39.6	0	0.0	186	37.3	0	0.0	NE			NE	NE	NE		NE	NE	NE	NE		NE	NE	NE	NE		NE		NE	NE	NE
Infections and infestations	Diarrhoea infectious	4-5	112	22.6	0	0.0	125	25.1	1	0.8		*	Quasi-complete separation of data points detected.				*	WARNING: The relative Hessian convergence criterion of 16.316112867 is greater than the limit of 0.0001. The convergence is questionable.			0.00		Algorithm converged.	0.00	NE	0.9999		>999.99		Algorithm converged.	0.00	NE
Infections and infestations	Enterobacter infection	1-2	187	37.8	0	0.0	187	37.6	0	0.0	NE			NE	NE	NE		NE	NE	NE	NE		NE	NE	NE	NE	NE	NE		NE	NE	NE
Infections and infestations	Enterobacter infection	3	196	39.6	0	0.0	186	37.3	1	0.5		*	Quasi-complete separation of data points detected.				*	ERROR: Error in computing the link function, its derivatives, or the variance function.			0.00		Algorithm converged.	0.00	NE	1.0000		>999.99		Algorithm converged.	0.00	NE
Infections and infestations	Enterobacter infection	4-5	112	22.6	0	0.0	125	25.1	0	0.0	NE			NE	NE	NE		NE	NE	NE	NE		NE	NE	NE	NE		NE		NE	NE	NE
Infections and infestations	Enterocolitis infectious	1-2	187	37.8	0	0.0	187	37.6	0	0.0	NE			NE	NE	NE		NE	NE	NE	NE		NE	NE	NE	NE	NE	NE		NE	NE	NE
Infections and infestations	Enterocolitis infectious	3	196	39.6	0	0.0	186	37.3	0	0.0	NE			NE	NE	NE		NE	NE	NE	NE		NE	NE	NE	NE		NE		NE	NE	NE
Infections and infestations	Enterocolitis infectious	4-5	112	22.6	1	0.9	125	25.1	0	0.0		*	Quasi-complete separation of data points detected.				*	WARNING: The relative Hessian convergence criterion of 18.712481867 is greater than the limit of 0.0001. The convergence is questionable.			NE		Algorithm converged.	NE	NE	NE		NE		Algorithm converged.	NE	NE
Infections and infestations	Erysipelas	1-2	187	37.8	0	0.0	187	37.6	0	0.0	NE			NE	NE	NE		NE	NE	NE	NE		NE	NE	NE	NE	NE	NE		NE	NE	NE
Infections and infestations	Erysipelas	3	196	39.6	1	0.5	186	37.3	0	0.0		*	Quasi-complete separation of data points detected.				*	ERROR: The mean parameter is either invalid or at a limit of its range for some observations.			NE		Algorithm converged.	NE	NE	NE		NE		Algorithm converged.	NE	NE
Infections and infestations	Erysipelas	4-5	112	22.6	0	0.0	125	25.1	0	0.0	NE			NE	NE	NE		NE	NE	NE	NE		NE	NE	NE	NE		NE		NE	NE	NE
Infections and infestations	Escherichia sepsis	1-2	187	37.8	1	0.5	187	37.6	0	0.0		*	Quasi-complete separation of data points detected.				*	ERROR: The mean parameter is either invalid or at a limit of its range for some observations.			NE		Algorithm converged.	NE	NE	NE	NE	NE		Algorithm converged.	NE	NE
Infections and infestations	Escherichia sepsis	3	196	39.6	0	0.0	186	37.3	0	0.0	NE			NE	NE	NE		NE	NE	NE	NE		NE	NE	NE	NE		NE		NE	NE	NE
Infections and infestations	Escherichia sepsis	4-5	112	22.6	0	0.0	125	25.1	1	0.8		*	Quasi-complete separation of data points detected.				*	WARNING: The relative Hessian convergence criterion of 16.316112867 is greater than the limit of 0.0001. The convergence is questionable.			0.00		Algorithm converged.	0.00	NE	0.9999		>999.99		Algorithm converged.	0.00	NE
Infections and infestations	Fungal infection	1-2	187	37.8	0	0.0	187	37.6	0	0.0	NE			NE	NE	NE		NE	NE	NE	NE		NE	NE	NE	NE	NE	NE		NE	NE	NE
Infections and infestations	Fungal infection	3	196	39.6	0	0.0	186	37.3	1	0.5		*	Quasi-complete separation of data points detected.				*	ERROR: Error in computing the link function, its derivatives, or the variance function.			0.00		Algorithm converged.	0.00	NE	1.0000		>999.99		Algorithm converged.	0.00	NE
Infections and infestations	Fungal infection	4-5	112	22.6	0	0.0	125	25.1	0	0.0	NE			NE	NE	NE		NE	NE	NE	NE		NE	NE	NE	NE		NE		NE	NE	NE
Infections and infestations	Gastroenteritis viral	1-2	187	37.8	1	0.5	187	37.6	0	0.0		*	Quasi-complete separation of data points detected.				*	ERROR: The mean parameter is either invalid or at a limit of its range for some observations.			NE		Algorithm converged.	NE	NE	NE	NE	NE		Algorithm converged.	NE	NE
Infections and infestations	Gastroenteritis viral	3	196	39.6	0	0.0	186	37.3	0	0.0	NE			NE	NE	NE		NE	NE	NE	NE		NE	NE	NE	NE		NE		NE	NE	NE
Infections and infestations	Gastroenteritis viral	4-5	112	22.6	0	0.0	125	25.1	0	0.0	NE			NE	NE	NE		NE	NE	NE	NE		NE	NE	NE	NE		NE		NE	NE	NE
Infections and infestations	Gastrointestinal infection	1-2	187	37.8	0	0.0	187	37.6	0	0.0	NE			NE	NE	NE		NE	NE	NE	NE		NE	NE	NE	NE	NE	NE		NE	NE	NE
Infections and infestations	Gastrointestinal infection	3	196	39.6	0	0.0	186	37.3	0	0.0	NE			NE	NE	NE		NE	NE	NE	NE		NE	NE	NE	NE		NE		NE	NE	NE
Infections and infestations	Gastrointestinal infection	4-5	112	22.6	1	0.9	125	25.1	0	0.0		*	Quasi-complete separation of data points detected.				*	WARNING: The relative Hessian convergence criterion of 18.712481867 is greater than the limit of 0.0001. The convergence is questionable.			NE		Algorithm converged.	NE	NE	NE		NE		Algorithm converged.	NE	NE
Infections and infestations	Herpes simplex	1-2	187	37.8	0	0.0	187	37.6	1	0.5		*	Quasi-complete separation of data points detected.				*	ERROR: Error in computing the link function, its derivatives, or the variance function.			0.00		Algorithm converged.	0.00	NE	0.9999	NE	>999.99		Algorithm converged.	0.00	NE
Infections and infestations	Herpes simplex	3	196	39.6	0	0.0	186	37.3	0	0.0	NE			NE	NE	NE		NE	NE	NE	NE		NE	NE	NE	NE		NE		NE	NE	NE
Infections and infestations	Herpes simplex	4-5	112	22.6	0	0.0	125	25.1	0	0.0	NE			NE	NE	NE		NE	NE	NE	NE		NE	NE	NE	NE		NE		NE	NE	NE
Infections and infestations	Herpes zoster	1-2	187	37.8	0	0.0	187	37.6	0	0.0	NE			NE	NE	NE		NE	NE	NE	NE		NE	NE	NE	NE	NE	NE		NE	NE	NE
Infections and infestations	Herpes zoster	3	196	39.6	0	0.0	186	37.3	2	1.1		*	Quasi-complete separation of data points detected.				*	ERROR: Error in computing the link function, its derivatives, or the variance function.			0.00		Algorithm converged.	0.00	NE	0.9999		>999.99		Algorithm converged.	0.00	NE
Infections and infestations	Herpes zoster	4-5	112	22.6	0	0.0	125	25.1	0	0.0	NE			NE	NE	NE		NE	NE	NE	NE		NE	NE	NE	NE		NE		NE	NE	NE
Infections and infestations	Infection	1-2	187	37.8	2	1.1	187	37.6	0	0.0		*	Quasi-complete separation of data points detected.				*	WARNING: Negative of Hessian not positive definite.			NE		Algorithm converged.	NE	NE	NE	0.4308	NE		Algorithm converged.	NE	NE
Infections and infestations	Infection	3	196	39.6	2	1.0	186	37.3	1	0.5	1.91		Convergence criterion (GCONV=1E-8) satisfied.	0.17	21.21	0.005		Algorithm converged.	-0.013	0.022	1.90		Algorithm converged.	0.17	20.76	0.5996		0.53		Algorithm converged.	0.05	5.76
Infections and infestations	Infection	4-5	112	22.6	1	0.9	125	25.1	0	0.0		*	Quasi-complete separation of data points detected.				*	WARNING: The relative Hessian convergence criterion of 18.712481867 is greater than the limit of 0.0001. The convergence is questionable.			NE		Algorithm converged.	NE	NE	NE		NE		Algorithm converged.	NE	NE
Infections and infestations	Influenza	1-2	187	37.8	0	0.0	187	37.6	0	0.0	NE			NE	NE	NE		NE	NE	NE	NE		NE	NE	NE	NE	NE	NE		NE	NE	NE
Infections and infestations	Influenza	3	196	39.6	0	0.0	186	37.3	0	0.0	NE			NE	NE	NE		NE	NE	NE	NE		NE	NE	NE	NE		NE		NE	NE	NE
Infections and infestations	Influenza	4-5	112	22.6	2	1.8	125	25.1	0	0.0		*	Quasi-complete separation of data points detected.				*	ERROR: The mean parameter is either invalid or at a limit of its range for some observations.			NE		Algorithm converged.	NE	NE	NE		NE		Algorithm converged.	NE	NE
Infections and infestations	Intervertebral discitis	1-2	187	37.8	0	0.0	187	37.6	0	0.0	NE			NE	NE	NE		NE	NE	NE	NE		NE	NE	NE	NE	NE	NE		NE	NE	NE
Infections and infestations	Intervertebral discitis	3	196	39.6	0	0.0	186	37.3	0	0.0	NE			NE	NE	NE		NE	NE	NE	NE		NE	NE	NE	NE		NE		NE	NE	NE
Infections and infestations	Intervertebral discitis	4-5	112	22.6	0	0.0	125	25.1	1	0.8		*	Quasi-complete separation of data points detected.				*	WARNING: The relative Hessian convergence criterion of 16.316112867 is greater than the limit of 0.0001. The convergence is questionable.			0.00		Algorithm converged.	0.00	NE	0.9999		>999.99		Algorithm converged.	0.00	NE
Infections and infestations	Mediastinitis	1-2	187	37.8	1	0.5	187	37.6	0	0.0		*	Quasi-complete separation of data points detected.				*	ERROR: The mean parameter is either invalid or at a limit of its range for some observations.			NE		Algorithm converged.	NE	NE	NE	NE	NE		Algorithm converged.	NE	NE
Infections and infestations	Mediastinitis	3	196	39.6	0	0.0	186	37.3	0	0.0	NE			NE	NE	NE		NE	NE	NE	NE		NE	NE	NE	NE		NE		NE	NE	NE
Infections and infestations	Mediastinitis	4-5	112	22.6	0	0.0	125	25.1	0	0.0	NE			NE	NE	NE		NE	NE	NE	NE		NE	NE	NE	NE		NE		NE	NE	NE
Infections and infestations	Nail infection	1-2	187	37.8	0	0.0	187	37.6	0	0.0	NE			NE	NE	NE		NE	NE	NE	NE		NE	NE	NE	NE	NE	NE		NE	NE	NE
Infections and infestations	Nail infection	3	196	39.6	1	0.5	186	37.3	0	0.0		*	Quasi-complete separation of data points detected.				*	ERROR: The mean parameter is either invalid or at a limit of its range for some observations.			NE		Algorithm converged.	NE	NE	NE		NE		Algorithm converged.	NE	NE
Infections and infestations	Nail infection	4-5	112	22.6	0	0.0	125	25.1	0	0.0	NE			NE	NE	NE		NE	NE	NE	NE		NE	NE	NE	NE		NE		NE	NE	NE
Infections and infestations	Neutropenic sepsis	1-2	187	37.8	1	0.5	187	37.6	0	0.0		*	Quasi-complete separation of data points detected.				*	WARNING: Negative of Hessian not positive definite.			NE		Algorithm converged.	NE	NE	NE	NE	NE		Algorithm converged.	NE	NE
Infections and infestations	Neutropenic sepsis	3	196	39.6	0	0.0	186	37.3	0	0.0	NE			NE	NE	NE		NE	NE	NE	NE		NE	NE	NE	NE		NE		NE	NE	NE
Infections and infestations	Neutropenic sepsis	4-5	112	22.6	0	0.0	125	25.1	1	0.8		*	Quasi-complete separation of data points detected.				*	WARNING: The relative Hessian convergence criterion of 16.316112867 is greater than the limit of 0.0001. The convergence is questionable.			0.00		Algorithm converged.	0.00	NE	0.9999		>999.99		Algorithm converged.	0.00	NE
Infections and infestations	Oral herpes	1-2	187	37.8	0	0.0	187	37.6	0	0.0	NE			NE	NE	NE		NE	NE	NE	NE		NE	NE	NE	NE	NE	NE		NE	NE	NE
Infections and infestations	Oral herpes	3	196	39.6	1	0.5	186	37.3	0	0.0		*	Quasi-complete separation of data points detected.				*	ERROR: The mean parameter is either invalid or at a limit of its range for some observations.			NE		Algorithm converged.	NE	NE	NE		NE		Algorithm converged.	NE	NE
Infections and infestations	Oral herpes	4-5	112	22.6	0	0.0	125	25.1	0	0.0	NE			NE	NE	NE		NE	NE	NE	NE		NE	NE	NE	NE		NE		NE	NE	NE
Infections and infestations	Papilloma viral infection	1-2	187	37.8	0	0.0	187	37.6	0	0.0	NE			NE	NE	NE		NE	NE	NE	NE		NE	NE	NE	NE	NE	NE		NE	NE	NE
Infections and infestations	Papilloma viral infection	3	196	39.6	1	0.5	186	37.3	0	0.0		*	Quasi-complete separation of data points detected.				*	ERROR: The mean parameter is either invalid or at a limit of its range for some observations.			NE		Algorithm converged.	NE	NE	NE		NE		Algorithm converged.	NE	NE
Infections and infestations	Papilloma viral infection	4-5	112	22.6	0	0.0	125	25.1	0	0.0	NE			NE	NE	NE		NE	NE	NE	NE		NE	NE	NE	NE		NE		NE	NE	NE
Infections and infestations	Peritonitis	1-2	187	37.8	0	0.0	187	37.6	0	0.0	NE			NE	NE	NE		NE	NE	NE	NE		NE	NE	NE	NE	NE	NE		NE	NE	NE
Infections and infestations	Peritonitis	3	196	39.6	0	0.0	186	37.3	0	0.0	NE			NE	NE	NE		NE	NE	NE	NE		NE	NE	NE	NE		NE		NE	NE	NE
Infections and infestations	Peritonitis	4-5	112	22.6	0	0.0	125	25.1	1	0.8		*	Quasi-complete separation of data points detected.				*	WARNING: The relative Hessian convergence criterion of 16.316112867 is greater than the limit of 0.0001. The convergence is questionable.			0.00		Algorithm converged.	0.00	NE	0.9999		>999.99		Algorithm converged.	0.00	NE
Infections and infestations	Pneumocystis jirovecii pneumonia	1-2	187	37.8	0	0.0	187	37.6	0	0.0	NE			NE	NE	NE		NE	NE	NE	NE		NE	NE	NE	NE	0.5593	NE		NE	NE	NE
Infections and infestations	Pneumocystis jirovecii pneumonia	3	196	39.6	1	0.5	186	37.3	1	0.5	0.95		Convergence criterion (GCONV=1E-8) satisfied.	0.06	15.28	0.000		Algorithm converged.	-0.015	0.014	0.95		Algorithm converged.	0.06	15.06	0.9704		1.05		Algorithm converged.	0.07	16.72
Infections and infestations	Pneumocystis jirovecii pneumonia	4-5	112	22.6	1	0.9	125	25.1	0	0.0		*	Quasi-complete separation of data points detected.				*	WARNING: The relative Hessian convergence criterion of 18.712481934 is greater than the limit of 0.0001. The convergence is questionable.			NE		Algorithm converged.	NE	NE	NE		NE		Algorithm converged.	NE	NE
Infections and infestations	Pneumonia	1-2	187	37.8	1	0.5	187	37.6	5	2.7	0.20		Convergence criterion (GCONV=1E-8) satisfied.	0.02	1.69	-0.021		Algorithm converged.	-0.047	0.004	0.20		Algorithm converged.	0.02	1.70	0.1400	0.1640	5.00		Algorithm converged.	0.59	42.39
Infections and infestations	Pneumonia	3	196	39.6	13	6.6	186	37.3	12	6.5	1.03		Convergence criterion (GCONV=1E-8) satisfied.	0.46	2.32	0.002		Algorithm converged.	-0.048	0.051	1.03		Algorithm converged.	0.48	2.20	0.9430		0.97		Algorithm converged.	0.46	2.08
Infections and infestations	Pneumonia	4-5	112	22.6	6	5.4	125	25.1	4	3.2	1.71		Convergence criterion (GCONV=1E-8) satisfied.	0.47	6.23	0.022		Algorithm converged.	-0.030	0.073	1.67		Algorithm converged.	0.48	5.78	0.4151		0.60		Algorithm converged.	0.17	2.06
Infections and infestations	Pneumonia bacterial	1-2	187	37.8	1	0.5	187	37.6	0	0.0		*	Quasi-complete separation of data points detected.				*	WARNING: Negative of Hessian not positive definite.			NE		Algorithm converged.	NE	NE	NE	NE	NE		Algorithm converged.	NE	NE
Infections and infestations	Pneumonia bacterial	3	196	39.6	0	0.0	186	37.3	0	0.0	NE			NE	NE	NE		NE	NE	NE	NE		NE	NE	NE	NE		NE		NE	NE	NE
Infections and infestations	Pneumonia bacterial	4-5	112	22.6	0	0.0	125	25.1	0	0.0	NE			NE	NE	NE		NE	NE	NE	NE		NE	NE	NE	NE		NE		NE	NE	NE
Infections and infestations	Pneumonia klebsiella	1-2	187	37.8	0	0.0	187	37.6	0	0.0	NE			NE	NE	NE		NE	NE	NE	NE		NE	NE	NE	NE	NE	NE		NE	NE	NE
Infections and infestations	Pneumonia klebsiella	3	196	39.6	0	0.0	186	37.3	0	0.0	NE			NE	NE	NE		NE	NE	NE	NE		NE	NE	NE	NE		NE		NE	NE	NE
Infections and infestations	Pneumonia klebsiella	4-5	112	22.6	0	0.0	125	25.1	1	0.8		*	Quasi-complete separation of data points detected.				*	WARNING: The relative Hessian convergence criterion of 16.316112867 is greater than the limit of 0.0001. The convergence is questionable.			0.00		Algorithm converged.	0.00	NE	0.9999		>999.99		Algorithm converged.	0.00	NE
Infections and infestations	Pneumonia pneumococcal	1-2	187	37.8	0	0.0	187	37.6	0	0.0	NE			NE	NE	NE		NE	NE	NE	NE		NE	NE	NE	NE	NE	NE		NE	NE	NE
Infections and infestations	Pneumonia pneumococcal	3	196	39.6	1	0.5	186	37.3	0	0.0		*	Quasi-complete separation of data points detected.				*	ERROR: The mean parameter is either invalid or at a limit of its range for some observations.			NE		Algorithm converged.	NE	NE	NE		NE		Algorithm converged.	NE	NE
Infections and infestations	Pneumonia pneumococcal	4-5	112	22.6	0	0.0	125	25.1	0	0.0	NE			NE	NE	NE		NE	NE	NE	NE		NE	NE	NE	NE		NE		NE	NE	NE
Infections and infestations	Pneumonia viral	1-2	187	37.8	1	0.5	187	37.6	0	0.0		*	Quasi-complete separation of data points detected.				*	WARNING: Negative of Hessian not positive definite.			NE		Algorithm converged.	NE	NE	NE	NE	NE		Algorithm converged.	NE	NE
Infections and infestations	Pneumonia viral	3	196	39.6	0	0.0	186	37.3	0	0.0	NE			NE	NE	NE		NE	NE	NE	NE		NE	NE	NE	NE		NE		NE	NE	NE
Infections and infestations	Pneumonia viral	4-5	112	22.6	0	0.0	125	25.1	0	0.0	NE			NE	NE	NE		NE	NE	NE	NE		NE	NE	NE	NE		NE		NE	NE	NE
Infections and infestations	Rectal abscess	1-2	187	37.8	0	0.0	187	37.6	0	0.0	NE			NE	NE	NE		NE	NE	NE	NE		NE	NE	NE	NE	NE	NE		NE	NE	NE
Infections and infestations	Rectal abscess	3	196	39.6	0	0.0	186	37.3	0	0.0	NE			NE	NE	NE		NE	NE	NE	NE		NE	NE	NE	NE		NE		NE	NE	NE
Infections and infestations	Rectal abscess	4-5	112	22.6	1	0.9	125	25.1	0	0.0		*	Quasi-complete separation of data points detected.				*	ERROR: Error in computing the link function, its derivatives, or the variance function.			NE		Algorithm converged.	NE	NE	NE		NE		Algorithm converged.	NE	NE
Infections and infestations	Respiratory tract infection	1-2	187	37.8	0	0.0	187	37.6	0	0.0	NE			NE	NE	NE		NE	NE	NE	NE		NE	NE	NE	NE	NE	NE		NE	NE	NE
Infections and infestations	Respiratory tract infection	3	196	39.6	2	1.0	186	37.3	0	0.0		*	Quasi-complete separation of data points detected.				*	WARNING: The relative Hessian convergence criterion of 14.688690822 is greater than the limit of 0.0001. The convergence is questionable.			NE		Algorithm converged.	NE	NE	NE		NE		Algorithm converged.	NE	NE
Infections and infestations	Respiratory tract infection	4-5	112	22.6	0	0.0	125	25.1	0	0.0	NE			NE	NE	NE		NE	NE	NE	NE		NE	NE	NE	NE		NE		NE	NE	NE
Infections and infestations	Scrotal infection	1-2	187	37.8	0	0.0	187	37.6	0	0.0	NE			NE	NE	NE		NE	NE	NE	NE		NE	NE	NE	NE	NE	NE		NE	NE	NE
Infections and infestations	Scrotal infection	3	196	39.6	0	0.0	186	37.3	1	0.5		*	Quasi-complete separation of data points detected.				*	ERROR: Error in computing the link function, its derivatives, or the variance function.			0.00		Algorithm converged.	0.00	NE	1.0000		>999.99		Algorithm converged.	0.00	NE
Infections and infestations	Scrotal infection	4-5	112	22.6	0	0.0	125	25.1	0	0.0	NE			NE	NE	NE		NE	NE	NE	NE		NE	NE	NE	NE		NE		NE	NE	NE
Infections and infestations	Sepsis	1-2	187	37.8	1	0.5	187	37.6	0	0.0		*	Quasi-complete separation of data points detected.				*	ERROR: The mean parameter is either invalid or at a limit of its range for some observations.			NE		Algorithm converged.	NE	NE	NE	0.4419	NE		Algorithm converged.	NE	NE
Infections and infestations	Sepsis	3	196	39.6	2	1.0	186	37.3	2	1.1	0.95		Convergence criterion (GCONV=1E-8) satisfied.	0.13	6.80	-0.001		Algorithm converged.	-0.021	0.020	0.95		Algorithm converged.	0.14	6.67	0.9580		1.05		Algorithm converged.	0.15	7.40
Infections and infestations	Sepsis	4-5	112	22.6	1	0.9	125	25.1	2	1.6	0.55		Convergence criterion (GCONV=1E-8) satisfied.	0.05	6.19	-0.007		Algorithm converged.	-0.035	0.021	0.56		Algorithm converged.	0.05	6.07	0.6319		1.79		Algorithm converged.	0.16	19.50
Infections and infestations	Septic shock	1-2	187	37.8	0	0.0	187	37.6	0	0.0	NE			NE	NE	NE		NE	NE	NE	NE		NE	NE	NE	NE	NE	NE		NE	NE	NE
Infections and infestations	Septic shock	3	196	39.6	0	0.0	186	37.3	2	1.1		*	Quasi-complete separation of data points detected.				*	ERROR: Error in computing the link function, its derivatives, or the variance function.			0.00		Algorithm converged.	0.00	NE	0.9999		>999.99		Algorithm converged.	0.00	NE
Infections and infestations	Septic shock	4-5	112	22.6	0	0.0	125	25.1	1	0.8		*	Quasi-complete separation of data points detected.				*	WARNING: The relative Hessian convergence criterion of 16.316112867 is greater than the limit of 0.0001. The convergence is questionable.			0.00		Algorithm converged.	0.00	NE	0.9999		>999.99		Algorithm converged.	0.00	NE
Infections and infestations	Skin infection	1-2	187	37.8	0	0.0	187	37.6	0	0.0	NE			NE	NE	NE		NE	NE	NE	NE		NE	NE	NE	NE	NE	NE		NE	NE	NE
Infections and infestations	Skin infection	3	196	39.6	1	0.5	186	37.3	0	0.0		*	Quasi-complete separation of data points detected.				*	ERROR: The mean parameter is either invalid or at a limit of its range for some observations.			NE		Algorithm converged.	NE	NE	NE		NE		Algorithm converged.	NE	NE
Infections and infestations	Skin infection	4-5	112	22.6	0	0.0	125	25.1	1	0.8		*	Quasi-complete separation of data points detected.				*	WARNING: The relative Hessian convergence criterion of 16.316112867 is greater than the limit of 0.0001. The convergence is questionable.			0.00		Algorithm converged.	0.00	NE	0.9999		>999.99		Algorithm converged.	0.00	NE
Infections and infestations	Staphylococcal infection	1-2	187	37.8	0	0.0	187	37.6	0	0.0	NE			NE	NE	NE		NE	NE	NE	NE		NE	NE	NE	NE	NE	NE		NE	NE	NE
Infections and infestations	Staphylococcal infection	3	196	39.6	0	0.0	186	37.3	1	0.5		*	Quasi-complete separation of data points detected.				*	ERROR: Error in computing the link function, its derivatives, or the variance function.			0.00		Algorithm converged.	0.00	NE	1.0000		>999.99		Algorithm converged.	0.00	NE
Infections and infestations	Staphylococcal infection	4-5	112	22.6	0	0.0	125	25.1	1	0.8		*	Quasi-complete separation of data points detected.				*	WARNING: The relative Hessian convergence criterion of 16.31611281 is greater than the limit of 0.0001. The convergence is questionable.			0.00		Algorithm converged.	0.00	NE	0.9999		>999.99		Algorithm converged.	0.00	NE
Infections and infestations	Staphylococcal sepsis	1-2	187	37.8	0	0.0	187	37.6	0	0.0	NE			NE	NE	NE		NE	NE	NE	NE		NE	NE	NE	NE	NE	NE		NE	NE	NE
Infections and infestations	Staphylococcal sepsis	3	196	39.6	1	0.5	186	37.3	0	0.0		*	Quasi-complete separation of data points detected.				*	ERROR: The mean parameter is either invalid or at a limit of its range for some observations.			NE		Algorithm converged.	NE	NE	NE		NE		Algorithm converged.	NE	NE

Infections and infestations	Staphylococcal sepsis	4-5	112	22.6	0	0.0	125	25.1	0	0.0	NE			NE	NE	NE		NE	NE	NE	NE		NE	NE	NE	NE		NE		NE	NE	NE
Infections and infestations	Tracheitis	1-2	187	37.8	0	0.0	187	37.6	1	0.5		*	Quasi-complete separation of data points detected.				*	ERROR: Error in computing the link function, its derivatives, or the variance function.			0.00		Algorithm converged.	0.00	NE	0.9999	NE	>999.99		Algorithm converged.	0.00	NE
Infections and infestations	Tracheitis	3	196	39.6	0	0.0	186	37.3	0	0.0	NE			NE	NE	NE		NE	NE	NE	NE		NE	NE	NE	NE		NE		NE	NE	NE
Infections and infestations	Tracheitis	4-5	112	22.6	0	0.0	125	25.1	0	0.0	NE			NE	NE	NE		NE	NE	NE	NE		NE	NE	NE	NE		NE		NE	NE	NE
Infections and infestations	Tracheobronchitis	1-2	187	37.8	0	0.0	187	37.6	0	0.0	NE			NE	NE	NE		NE	NE	NE	NE		NE	NE	NE	NE	NE	NE		NE	NE	NE
Infections and infestations	Tracheobronchitis	3	196	39.6	1	0.5	186	37.3	0	0.0		*	Quasi-complete separation of data points detected.				*	ERROR: The mean parameter is either invalid or at a limit of its range for some observations.			NE		Algorithm converged.	NE	NE	NE		NE		Algorithm converged.	NE	NE
Infections and infestations	Tracheobronchitis	4-5	112	22.6	0	0.0	125	25.1	0	0.0	NE			NE	NE	NE		NE	NE	NE	NE		NE	NE	NE	NE		NE		NE	NE	NE
Infections and infestations	Tuberculosis	1-2	187	37.8	0	0.0	187	37.6	0	0.0	NE			NE	NE	NE		NE	NE	NE	NE		NE	NE	NE	NE	NE	NE		NE	NE	NE
Infections and infestations	Tuberculosis	3	196	39.6	0	0.0	186	37.3	1	0.5		*	Quasi-complete separation of data points detected.				*	ERROR: Error in computing the link function, its derivatives, or the variance function.			0.00		Algorithm converged.	0.00	NE	1.0000		>999.99		Algorithm converged.	0.00	NE
Infections and infestations	Tuberculosis	4-5	112	22.6	0	0.0	125	25.1	0	0.0	NE			NE	NE	NE		NE	NE	NE	NE		NE	NE	NE	NE		NE		NE	NE	NE
Infections and infestations	Upper respiratory tract infection	1-2	187	37.8	0	0.0	187	37.6	2	1.1		*	Quasi-complete separation of data points detected.				*	ERROR: Error in computing the link function, its derivatives, or the variance function.			0.00		Algorithm converged.	0.00	NE	0.9999	NE	>999.99		Algorithm converged.	0.00	NE
Infections and infestations	Upper respiratory tract infection	3	196	39.6	2	1.0	186	37.3	1	0.5	1.91		Convergence criterion (GCONV=1E-8) satisfied.	0.17	21.21	0.005		Algorithm converged.	-0.013	0.022	1.90		Algorithm converged.	0.17	20.76	0.5996		0.53		Algorithm converged.	0.05	5.76
Infections and infestations	Upper respiratory tract infection	4-5	112	22.6	0	0.0	125	25.1	0	0.0	NE			NE	NE	NE		NE	NE	NE	NE		NE	NE	NE	NE		NE		NE	NE	NE
Infections and infestations	Urinary tract infection	1-2	187	37.8	3	1.6	187	37.6	2	1.1	1.51		Convergence criterion (GCONV=1E-8) satisfied.	0.25	9.13	0.005		Algorithm converged.	-0.018	0.029	1.50		Algorithm converged.	0.25	8.87	0.6548	0.9208	0.67		Algorithm converged.	0.11	3.94
Infections and infestations	Urinary tract infection	3	196	39.6	4	2.0	186	37.3	2	1.1	1.92		Convergence criterion (GCONV=1E-8) satisfied.	0.35	10.59	0.010		Algorithm converged.	-0.015	0.034	1.90		Algorithm converged.	0.35	10.24	0.4562		0.53		Algorithm converged.	0.10	2.84
Infections and infestations	Urinary tract infection	4-5	112	22.6	2	1.8	125	25.1	2	1.6	1.12		Convergence criterion (GCONV=1E-8) satisfied.	0.15	8.07	0.002		Algorithm converged.	-0.031	0.035	1.12		Algorithm converged.	0.16	7.79	0.9118		0.90		Algorithm converged.	0.13	6.26
Infections and infestations	Viral infection	1-2	187	37.8	1	0.5	187	37.6	0	0.0		*	Quasi-complete separation of data points detected.				*	WARNING: Negative of Hessian not positive definite.			NE		Algorithm converged.	NE	NE	NE	NE	NE		Algorithm converged.	NE	NE
Infections and infestations	Viral infection	3	196	39.6	0	0.0	186	37.3	0	0.0	NE			NE	NE	NE		NE	NE	NE	NE		NE	NE	NE	NE		NE		NE	NE	NE
Infections and infestations	Viral infection	4-5	112	22.6	0	0.0	125	25.1	0	0.0	NE			NE	NE	NE		NE	NE	NE	NE		NE	NE	NE	NE		NE		NE	NE	NE
Infections and infestations	Wound infection bacterial	1-2	187	37.8	0	0.0	187	37.6	0	0.0	NE			NE	NE	NE		NE	NE	NE	NE		NE	NE	NE	NE	NE	NE		NE	NE	NE
Infections and infestations	Wound infection bacterial	3	196	39.6	0	0.0	186	37.3	0	0.0	NE			NE	NE	NE		NE	NE	NE	NE		NE	NE	NE	NE		NE		NE	NE	NE
Infections and infestations	Wound infection bacterial	4-5	112	22.6	0	0.0	125	25.1	1	0.8		*	Quasi-complete separation of data points detected.				*	WARNING: The relative Hessian convergence criterion of 16.31611281 is greater than the limit of 0.0001. The convergence is questionable.			0.00		Algorithm converged.	0.00	NE	0.9999		>999.99		Algorithm converged.	0.00	NE
Injury, poisoning and procedural complications		1-2	187	37.8	2	1.1	187	37.6	1	0.5	2.01		Convergence criterion (GCONV=1E-8) satisfied.	0.18	22.37	0.005		Algorithm converged.	-0.013	0.023	2.00		Algorithm converged.	0.18	21.87	0.5700	0.1551	0.50		Algorithm converged.	0.05	5.47
Injury, poisoning and procedural complications		3	196	39.6	2	1.0	186	37.3	0	0.0		*	Quasi-complete separation of data points detected.				*	ERROR: The mean parameter is either invalid or at a limit of its range for some observations.			NE		Algorithm converged.	NE	NE	NE		NE		Algorithm converged.	NE	NE
Injury, poisoning and procedural complications		4-5	112	22.6	1	0.9	125	25.1	3	2.4	0.37		Convergence criterion (GCONV=1E-8) satisfied.	0.04	3.57	-0.015		Algorithm converged.	-0.047	0.017	0.37		Algorithm converged.	0.04	3.53	0.3888		2.69		Algorithm converged.	0.28	25.47
Injury, poisoning and procedural complications	Compression fracture	1-2	187	37.8	0	0.0	187	37.6	0	0.0	NE			NE	NE	NE		NE	NE	NE	NE		NE	NE	NE	NE	NE	NE		NE	NE	NE
Injury, poisoning and procedural complications	Compression fracture	3	196	39.6	1	0.5	186	37.3	0	0.0		*	Quasi-complete separation of data points detected.				*	ERROR: The mean parameter is either invalid or at a limit of its range for some observations.			NE		Algorithm converged.	NE	NE	NE		NE		Algorithm converged.	NE	NE
Injury, poisoning and procedural complications	Compression fracture	4-5	112	22.6	0	0.0	125	25.1	0	0.0	NE			NE	NE	NE		NE	NE	NE	NE		NE	NE	NE	NE		NE		NE	NE	NE
Injury, poisoning and procedural complications	Hip fracture	1-2	187	37.8	0	0.0	187	37.6	0	0.0	NE			NE	NE	NE		NE	NE	NE	NE		NE	NE	NE	NE	NE	NE		NE	NE	NE
Injury, poisoning and procedural complications	Hip fracture	3	196	39.6	1	0.5	186	37.3	0	0.0		*	Quasi-complete separation of data points detected.				*	ERROR: The mean parameter is either invalid or at a limit of its range for some observations.			NE		Algorithm converged.	NE	NE	NE		NE		Algorithm converged.	NE	NE
Injury, poisoning and procedural complications	Hip fracture	4-5	112	22.6	0	0.0	125	25.1	2	1.6		*	Quasi-complete separation of data points detected.				*	WARNING: The relative Hessian convergence criterion of 10.206215758 is greater than the limit of 0.0001. The convergence is questionable.			0.00		Algorithm converged.	0.00	NE	0.9999		>999.99		Algorithm converged.	0.00	NE
Injury, poisoning and procedural complications	Infusion related reaction	1-2	187	37.8	0	0.0	187	37.6	1	0.5		*	Quasi-complete separation of data points detected.				*	ERROR: Error in computing the link function, its derivatives, or the variance function.			0.00		Algorithm converged.	0.00	NE	0.9999	NE	>999.99		Algorithm converged.	0.00	NE
Injury, poisoning and procedural complications	Infusion related reaction	3	196	39.6	0	0.0	186	37.3	0	0.0	NE			NE	NE	NE		NE	NE	NE	NE		NE	NE	NE	NE		NE		NE	NE	NE
Injury, poisoning and procedural complications	Infusion related reaction	4-5	112	22.6	0	0.0	125	25.1	0	0.0	NE			NE	NE	NE		NE	NE	NE	NE		NE	NE	NE	NE		NE		NE	NE	NE
Injury, poisoning and procedural complications	Injury	1-2	187	37.8	1	0.5	187	37.6	0	0.0		*	Quasi-complete separation of data points detected.				*	WARNING: Negative of Hessian not positive definite.			NE		Algorithm converged.	NE	NE	NE	NE	NE		Algorithm converged.	NE	NE
Injury, poisoning and procedural complications	Injury	3	196	39.6	0	0.0	186	37.3	0	0.0	NE			NE	NE	NE		NE	NE	NE	NE		NE	NE	NE	NE		NE		NE	NE	NE
Injury, poisoning and procedural complications	Injury	4-5	112	22.6	0	0.0	125	25.1	0	0.0	NE			NE	NE	NE		NE	NE	NE	NE		NE	NE	NE	NE		NE		NE	NE	NE
Injury, poisoning and procedural complications	Lumbar vertebral fracture	1-2	187	37.8	0	0.0	187	37.6	0	0.0	NE			NE	NE	NE		NE	NE	NE	NE		NE	NE	NE	NE	NE	NE		NE	NE	NE
Injury, poisoning and procedural complications	Lumbar vertebral fracture	3	196	39.6	0	0.0	186	37.3	0	0.0	NE			NE	NE	NE		NE	NE	NE	NE		NE	NE	NE	NE		NE		NE	NE	NE
Injury, poisoning and procedural complications	Lumbar vertebral fracture	4-5	112	22.6	0	0.0	125	25.1	1	0.8		*	Quasi-complete separation of data points detected.				*	WARNING: The relative Hessian convergence criterion of 16.316112867 is greater than the limit of 0.0001. The convergence is questionable.			0.00		Algorithm converged.	0.00	NE	0.9999		>999.99		Algorithm converged.	0.00	NE
Injury, poisoning and procedural complications	Peroneal nerve injury	1-2	187	37.8	0	0.0	187	37.6	0	0.0	NE			NE	NE	NE		NE	NE	NE	NE		NE	NE	NE	NE	NE	NE		NE	NE	NE
Injury, poisoning and procedural complications	Peroneal nerve injury	3	196	39.6	0	0.0	186	37.3	0	0.0	NE			NE	NE	NE		NE	NE	NE	NE		NE	NE	NE	NE		NE		NE	NE	NE
Injury, poisoning and procedural complications	Peroneal nerve injury	4-5	112	22.6	1	0.9	125	25.1	0	0.0		*	Quasi-complete separation of data points detected.				*	WARNING: The relative Hessian convergence criterion of 18.712481734 is greater than the limit of 0.0001. The convergence is questionable.			NE		Algorithm converged.	NE	NE	NE		NE		Algorithm converged.	NE	NE
Injury, poisoning and procedural complications	Post lumbar puncture syndrome	1-2	187	37.8	1	0.5	187	37.6	0	0.0		*	Quasi-complete separation of data points detected.				*	ERROR: The mean parameter is either invalid or at a limit of its range for some observations.			NE		Algorithm converged.	NE	NE	NE	NE	NE		Algorithm converged.	NE	NE
Injury, poisoning and procedural complications	Post lumbar puncture syndrome	3	196	39.6	0	0.0	186	37.3	0	0.0	NE			NE	NE	NE		NE	NE	NE	NE		NE	NE	NE	NE		NE		NE	NE	NE
Injury, poisoning and procedural complications	Post lumbar puncture syndrome	4-5	112	22.6	0	0.0	125	25.1	0	0.0	NE			NE	NE	NE		NE	NE	NE	NE		NE	NE	NE	NE		NE		NE	NE	NE
Injury, poisoning and procedural complications	Skull fracture	1-2	187	37.8	1	0.5	187	37.6	0	0.0		*	Quasi-complete separation of data points detected.				*	WARNING: Negative of Hessian not positive definite.			NE		Algorithm converged.	NE	NE	NE	NE	NE		Algorithm converged.	NE	NE
Injury, poisoning and procedural complications	Skull fracture	3	196	39.6	0	0.0	186	37.3	0	0.0	NE			NE	NE	NE		NE	NE	NE	NE		NE	NE	NE	NE		NE		NE	NE	NE
Injury, poisoning and procedural complications	Skull fracture	4-5	112	22.6	0	0.0	125	25.1	0	0.0	NE			NE	NE	NE		NE	NE	NE	NE		NE	NE	NE	NE		NE		NE	NE	NE
Injury, poisoning and procedural complications	Thoracic vertebral fracture	1-2	187	37.8	0	0.0	187	37.6	0	0.0	NE			NE	NE	NE		NE	NE	NE	NE		NE	NE	NE	NE	NE	NE		NE	NE	NE
Injury, poisoning and procedural complications	Thoracic vertebral fracture	3	196	39.6	0	0.0	186	37.3	0	0.0	NE			NE	NE	NE		NE	NE	NE	NE		NE	NE	NE	NE		NE		NE	NE	NE
Injury, poisoning and procedural complications	Thoracic vertebral fracture	4-5	112	22.6	0	0.0	125	25.1	1	0.8		*	Quasi-complete separation of data points detected.				*	WARNING: The relative Hessian convergence criterion of 16.316112867 is greater than the limit of 0.0001. The convergence is questionable.			0.00		Algorithm converged.	0.00	NE	0.9999		>999.99		Algorithm converged.	0.00	NE
Investigations		1-2	187	37.8	12	6.4	187	37.6	9	4.8	1.36		Convergence criterion (GCONV=1E-8) satisfied.	0.56	3.30	0.016		Algorithm converged.	-0.031	0.063	1.33		Algorithm converged.	0.58	3.09	0.5021	0.8003	0.75		Algorithm converged.	0.32	1.74
Investigations		3	196	39.6	16	8.2	186	37.3	14	7.5	1.09		Convergence criterion (GCONV=1E-8) satisfied.	0.52	2.31	0.006		Algorithm converged.	-0.048	0.060	1.08		Algorithm converged.	0.54	2.16	0.8173		0.92		Algorithm converged.	0.46	1.84
Investigations		4-5	112	22.6	10	8.9	125	25.1	7	5.6	1.65		Convergence criterion (GCONV=1E-8) satisfied.	0.61	4.50	0.033		Algorithm converged.	-0.033	0.100	1.59		Algorithm converged.	0.63	4.05	0.3264		0.63		Algorithm converged.	0.25	1.59
Investigations	Alanine aminotransferase increased	1-2	187	37.8	2	1.1	187	37.6	0	0.0		*	Quasi-complete separation of data points detected.				*	ERROR: Error in computing the link function, its derivatives, or the variance function.			NE		Algorithm converged.	NE	NE	NE	0.4097	NE		Algorithm converged.	NE	NE
Investigations	Alanine aminotransferase increased	3	196	39.6	1	0.5	186	37.3	1	0.5	0.95		Convergence criterion (GCONV=1E-8) satisfied.	0.06	15.28	0.000		Algorithm converged.	-0.015	0.014	0.95		Algorithm converged.	0.06	15.06	0.9704		1.05		Algorithm converged.	0.07	16.72
Investigations	Alanine aminotransferase increased	4-5	112	22.6	0	0.0	125	25.1	0	0.0	NE			NE	NE	NE		NE	NE	NE	NE		NE	NE	NE	NE		NE		NE	NE	NE
Investigations	Amylase increased	1-2	187	37.8	0	0.0	187	37.6	1	0.5		*	Quasi-complete separation of data points detected.				*	ERROR: Error in computing the link function, its derivatives, or the variance function.			0.00		Algorithm converged.	0.00	NE	0.9999	NE	>999.99		Algorithm converged.	0.00	NE
Investigations	Amylase increased	3	196	39.6	0	0.0	186	37.3	1	0.5		*	Quasi-complete separation of data points detected.				*	ERROR: Error in computing the link function, its derivatives, or the variance function.			0.00		Algorithm converged.	0.00	NE	1.0000		>999.99		Algorithm converged.	0.00	NE
Investigations	Amylase increased	4-5	112	22.6	0	0.0	125	25.1	0	0.0	NE			NE	NE	NE		NE	NE	NE	NE		NE	NE	NE	NE		NE		NE	NE	NE
Investigations	Aspartate aminotransferase increased	1-2	187	37.8	0	0.0	187	37.6	0	0.0	NE			NE	NE	NE		NE	NE	NE	NE		NE	NE	NE	NE	NE	NE		NE	NE	NE
Investigations	Aspartate aminotransferase increased	3	196	39.6	1	0.5	186	37.3	0	0.0		*	Quasi-complete separation of data points detected.				*	ERROR: The mean parameter is either invalid or at a limit of its range for some observations.			NE		Algorithm converged.	NE	NE	NE		NE		Algorithm converged.	NE	NE
Investigations	Aspartate aminotransferase increased	4-5	112	22.6	0	0.0	125	25.1	0	0.0	NE			NE	NE	NE		NE	NE	NE	NE		NE	NE	NE	NE		NE		NE	NE	NE
Investigations	Blood alkaline phosphatase	1-2	187	37.8	0	0.0	187	37.6	0	0.0	NE			NE	NE	NE		NE	NE	NE	NE		NE	NE	NE	NE	NE	NE		NE	NE	NE
Investigations	Blood alkaline phosphatase	3	196	39.6	1	0.5	186	37.3	0	0.0		*	Quasi-complete separation of data points detected.				*	ERROR: The mean parameter is either invalid or at a limit of its range for some observations.			NE		Algorithm converged.	NE	NE	NE		NE		Algorithm converged.	NE	NE
Investigations	Blood alkaline phosphatase	4-5	112	22.6	0	0.0	125	25.1	0	0.0	NE			NE	NE	NE		NE	NE	NE	NE		NE	NE	NE	NE		NE		NE	NE	NE
Investigations	Blood creatinine increased	1-2	187	37.8	0	0.0	187	37.6	0	0.0	NE			NE	NE	NE		NE	NE	NE	NE		NE	NE	NE	NE	NE	NE		NE	NE	NE
Investigations	Blood creatinine increased	3	196	39.6	0	0.0	186	37.3	1	0.5		*	Quasi-complete separation of data points detected.				*	ERROR: Error in computing the link function, its derivatives, or the variance function.			0.00		Algorithm converged.	0.00	NE	1.0000		>999.99		Algorithm converged.	0.00	NE
Investigations	Blood creatinine increased	4-5	112	22.6	0	0.0	125	25.1	0	0.0	NE			NE	NE	NE		NE	NE	NE	NE		NE	NE	NE	NE		NE		NE	NE	NE
Investigations	Blood culture positive	1-2	187	37.8	0	0.0	187	37.6	0	0.0	NE			NE	NE	NE		NE	NE	NE	NE		NE	NE	NE	NE	NE	NE		NE	NE	NE
Investigations	Blood culture positive	3	196	39.6	0	0.0	186	37.3	0	0.0	NE			NE	NE	NE		NE	NE	NE	NE		NE	NE	NE	NE		NE		NE	NE	NE
Investigations	Blood culture positive	4-5	112	22.6	0	0.0	125	25.1	1	0.8		*	Quasi-complete separation of data points detected.				*	WARNING: The relative Hessian convergence criterion of 16.31611281 is greater than the limit of 0.0001. The convergence is questionable.			0.00		Algorithm converged.	0.00	NE	0.9999		>999.99		Algorithm converged.	0.00	NE
Investigations	Blood glucose increased	1-2	187	37.8	1	0.5	187	37.6	0	0.0		*	Quasi-complete separation of data points detected.				*	ERROR: The mean parameter is either invalid or at a limit of its range for some observations.			NE		Algorithm converged.	NE	NE	NE	NE	NE		Algorithm converged.	NE	NE
Investigations	Blood glucose increased	3	196	39.6	0	0.0	186	37.3	0	0.0	NE			NE	NE	NE		NE	NE	NE	NE		NE	NE	NE	NE		NE		NE	NE	NE
Investigations	Blood glucose increased	4-5	112	22.6	0	0.0	125	25.1	0	0.0	NE			NE	NE	NE		NE	NE	NE	NE		NE	NE	NE	NE		NE		NE	NE	NE
Investigations	Blood triglycerides increased	1-2	187	37.8	0	0.0	187	37.6	0	0.0	NE			NE	NE	NE		NE	NE	NE	NE		NE	NE	NE	NE	NE	NE		NE	NE	NE
Investigations	Blood triglycerides increased	3	196	39.6	0	0.0	186	37.3	0	0.0	NE			NE	NE	NE		NE	NE	NE	NE		NE	NE	NE	NE		NE		NE	NE	NE
Investigations	Blood triglycerides increased	4-5	112	22.6	0	0.0	125	25.1	1	0.8		*	Quasi-complete separation of data points detected.				*	WARNING: The relative Hessian convergence criterion of 16.316112867 is greater than the limit of 0.0001. The convergence is questionable.			0.00		Algorithm converged.	0.00	NE	0.9999		>999.99		Algorithm converged.	0.00	NE
Investigations	C-reactive protein increased	1-2	187	37.8	0	0.0	187	37.6	0	0.0	NE			NE	NE	NE		NE	NE	NE	NE		NE	NE	NE	NE	NE	NE		NE	NE	NE
Investigations	C-reactive protein increased	3	196	39.6	0	0.0	186	37.3	0	0.0	NE			NE	NE	NE		NE	NE	NE	NE		NE	NE	NE	NE		NE		NE	NE	NE
Investigations	C-reactive protein increased	4-5	112	22.6	1	0.9	125	25.1	0	0.0		*	Quasi-complete separation of data points detected.				*	WARNING: The relative Hessian convergence criterion of 18.712481734 is greater than the limit of 0.0001. The convergence is questionable.			NE		Algorithm converged.	NE	NE	NE		NE		Algorithm converged.	NE	NE
Investigations	Coronavirus test positive	1-2	187	37.8	0	0.0	187	37.6	0	0.0	NE			NE	NE	NE		NE	NE	NE	NE		NE	NE	NE	NE	NE	NE		NE	NE	NE
Investigations	Coronavirus test positive	3	196	39.6	1	0.5	186	37.3	0	0.0		*	Quasi-complete separation of data points detected.				*	ERROR: The mean parameter is either invalid or at a limit of its range for some observations.			NE		Algorithm converged.	NE	NE	NE		NE		Algorithm converged.	NE	NE
Investigations	Coronavirus test positive	4-5	112	22.6	0	0.0	125	25.1	0	0.0	NE			NE	NE	NE		NE	NE	NE	NE		NE	NE	NE	NE		NE		NE	NE	NE
Investigations	Ejection fraction decreased	1-2	187	37.8	1	0.5	187	37.6	0	0.0		*	Quasi-complete separation of data points detected.				*	WARNING: Negative of Hessian not positive definite.			NE		Algorithm converged.	NE	NE	NE	NE	NE		Algorithm converged.	NE	NE
Investigations	Ejection fraction decreased	3	196	39.6	0	0.0	186	37.3	1	0.5		*	Quasi-complete separation of data points detected.				*	ERROR: Error in computing the link function, its derivatives, or the variance function.			0.00		Algorithm converged.	0.00	NE	1.0000		>999.99		Algorithm converged.	0.00	NE
Investigations	Ejection fraction decreased	4-5	112	22.6	0	0.0	125	25.1	0	0.0	NE			NE	NE	NE		NE	NE	NE	NE		NE	NE	NE	NE		NE		NE	NE	NE
Investigations	Gamma-glutamyltransferase increased	1-2	187	37.8	0	0.0	187	37.6	0	0.0	NE			NE	NE	NE		NE	NE	NE	NE		NE	NE	NE	NE	0.6504	NE		NE	NE	NE
Investigations	Gamma-glutamyltransferase increased	3	196	39.6	1	0.5	186	37.3	2	1.1	0.47		Convergence criterion (GCONV=1E-8) satisfied.	0.04	5.25	-0.006		Algorithm converged.	-0.024	0.012	0.47		Algorithm converged.	0.04	5.19	0.5413		2.11		Algorithm converged.	0.19	23.05
Investigations	Gamma-glutamyltransferase increased	4-5	112	22.6	2	1.8	125	25.1	1	0.8	2.25		Convergence criterion (GCONV=1E-8) satisfied.	0.20	25.21	0.010		Algorithm converged.	-0.019	0.039	2.23		Algorithm converged.	0.21	24.28	0.5097		0.45		Algorithm converged.	0.04	4.87
Investigations	Lipase increased	1-2	187	37.8	2	1.1	187	37.6	2	1.1	1.00		Convergence criterion (GCONV=1E-8) satisfied.	0.14	7.17	0.000		Algorithm converged.	-0.021	0.021	1.00		Algorithm converged.	0.14	7.02	1.0000	NE	1.00		Algorithm converged.	0.14	7.02
Investigations	Lipase increased	3	196	39.6	0	0.0	186	37.3	0	0.0	NE			NE	NE	NE		NE	NE	NE	NE		NE	NE	NE	NE		NE		NE	NE	NE
Investigations	Lipase increased	4-5	112	22.6	0	0.0	125	25.1	0	0.0	NE			NE	NE	NE		NE	NE	NE	NE		NE	NE	NE	NE		NE		NE	NE	NE
Investigations	Liver function test increased	1-2	187	37.8	0	0.0	187	37.6	0	0.0	NE			NE	NE	NE		NE	NE	NE	NE		NE	NE	NE	NE	NE	NE		NE	NE	NE
Investigations	Liver function test increased	3	196	39.6	0	0.0	186	37.3	0	0.0	NE			NE	NE	NE		NE	NE	NE	NE		NE	NE	NE	NE		NE		NE	NE	NE
Investigations	Liver function test increased	4-5	112	22.6	1	0.9	125	25.1	0	0.0		*	Quasi-complete separation of data points detected.				*	ERROR: Error in computing the link function, its derivatives, or the variance function.			NE		Algorithm converged.	NE	NE	NE		NE		Algorithm converged.	NE	NE
Investigations	Lymphocyte count decreased	1-2	187	37.8	5	2.7	187	37.6	7	3.7	0.71		Convergence criterion (GCONV=1E-8) satisfied.	0.22	2.27	-0.011		Algorithm converged.	-0.046	0.025	0.71		Algorithm converged.	0.23	2.21	0.5593	0.0607	1.40		Algorithm converged.	0.45	4.33
Investigations	Lymphocyte count decreased	3	196	39.6	8	4.1	186	37.3	1	0.5	7.87		Convergence criterion (GCONV=1E-8) satisfied.	0.97	63.55	0.035		Algorithm converged.	0.006	0.065	7.59		Algorithm converged.	0.96	60.11	0.0548		0.13		Algorithm converged.	0.02	1.04
Investigations	Lymphocyte count decreased	4-5	112	22.6	3	2.7	125	25.1	1	0.8	3.41		Convergence criterion (GCONV=1E-8) satisfied.	0.35	33.28	0.019		Algorithm converged.	-0.015	0.053	3.35		Algorithm converged.	0.35	31.73	0.2922		0.30		Algorithm converged.	0.03	2.83
Investigations	Neutrophil count decreased	1-2	187	37.8	4	2.1	187	37.6	4	2.1	1.00		Convergence criterion (GCONV=1E-8) satisfied.	0.25	4.06	0.000		Algorithm converged.	-0.029	0.029	1.00		Algorithm converged.	0.25	3.94	1.0000	0.7711	1.00		Algorithm converged.	0.25	3.94
Investigations	Neutrophil count decreased	3	196	39.6	5	2.6	186	37.3	4	2.2	1.19		Convergence criterion (GCONV=1E-8) satisfied.	0.31	4.51	0.004		Algorithm converged.	-0.026	0.034	1.19		Algorithm converged.	0.32	4.35	0.7967		0.84		Algorithm converged.	0.23	3.09
Investigations	Neutrophil count decreased	4-5	112	22.6	2	1.8	125	25.1	4	3.2	0.55		Convergence criterion (GCONV=1E-8) satisfied.	0.10	3.06	-0.014		Algorithm converged.	-0.054	0.025	0.56		Algorithm converged.	0.10	2.99	0.4957		1.79		Algorithm converged.	0.33	9.60

Investigations	Oxygen saturation decreased	1-2	187	37.8	0	0.0	187	37.6	0	0.0	NE			NE	NE	NE		NE	NE	NE	NE		NE	NE	NE	NE	NE	NE		NE	NE	NE
Investigations	Oxygen saturation decreased	3	196	39.6	0	0.0	186	37.3	0	0.0	NE			NE	NE	NE		NE	NE	NE	NE		NE	NE	NE	NE		NE		NE	NE	NE
Investigations	Oxygen saturation decreased	4-5	112	22.6	0	0.0	125	25.1	1	0.8		*	Quasi-complete separation of data points detected.				*	WARNING: The relative Hessian convergence criterion of 16.31611281 is greater than the limit of 0.0001. The convergence is questionable.			0.00		Algorithm converged.	0.00	NE	0.9999		>999.99		Algorithm converged.	0.00	NE
Investigations	Platelet count decreased	1-2	187	37.8	2	1.1	187	37.6	1	0.5	2.01		Convergence criterion (GCONV=1E-8) satisfied.	0.18	22.37	0.005		Algorithm converged.	-0.013	0.023	2.00		Algorithm converged.	0.18	21.87	0.5700	0.9880	0.50		Algorithm converged.	0.05	5.47
Investigations	Platelet count decreased	3	196	39.6	8	4.1	186	37.3	4	2.2	1.94		Convergence criterion (GCONV=1E-8) satisfied.	0.57	6.54	0.019		Algorithm converged.	-0.015	0.054	1.90		Algorithm converged.	0.58	6.20	0.2885		0.53		Algorithm converged.	0.16	1.72
Investigations	Platelet count decreased	4-5	112	22.6	4	3.6	125	25.1	2	1.6	2.28		Convergence criterion (GCONV=1E-8) satisfied.	0.41	12.68	0.020		Algorithm converged.	-0.021	0.061	2.23		Algorithm converged.	0.42	11.95	0.3483		0.45		Algorithm converged.	0.08	2.40
Investigations	Troponin I increased	1-2	187	37.8	0	0.0	187	37.6	0	0.0	NE			NE	NE	NE		NE	NE	NE	NE		NE	NE	NE	NE	NE	NE		NE	NE	NE
Investigations	Troponin I increased	3	196	39.6	0	0.0	186	37.3	1	0.5		*	Quasi-complete separation of data points detected.				*	ERROR: Error in computing the link function, its derivatives, or the variance function.			0.00		Algorithm converged.	0.00	NE	1.0000		>999.99		Algorithm converged.	0.00	NE
Investigations	Troponin I increased	4-5	112	22.6	0	0.0	125	25.1	0	0.0	NE			NE	NE	NE		NE	NE	NE	NE		NE	NE	NE	NE		NE		NE	NE	NE
Investigations	Troponin T increased	1-2	187	37.8	0	0.0	187	37.6	0	0.0	NE			NE	NE	NE		NE	NE	NE	NE		NE	NE	NE	NE	NE	NE		NE	NE	NE
Investigations	Troponin T increased	3	196	39.6	0	0.0	186	37.3	0	0.0	NE			NE	NE	NE		NE	NE	NE	NE		NE	NE	NE	NE		NE		NE	NE	NE
Investigations	Troponin T increased	4-5	112	22.6	1	0.9	125	25.1	0	0.0		*	Quasi-complete separation of data points detected.				*	WARNING: The relative Hessian convergence criterion of 18.712481801 is greater than the limit of 0.0001. The convergence is questionable.			NE		Algorithm converged.	NE	NE	NE		NE		Algorithm converged.	NE	NE
Investigations	Weight decreased	1-2	187	37.8	1	0.5	187	37.6	0	0.0		*	Quasi-complete separation of data points detected.				*	ERROR: The mean parameter is either invalid or at a limit of its range for some observations.			NE		Algorithm converged.	NE	NE	NE	0.6117	NE		Algorithm converged.	NE	NE
Investigations	Weight decreased	3	196	39.6	2	1.0	186	37.3	1	0.5	1.91		Convergence criterion (GCONV=1E-8) satisfied.	0.17	21.21	0.005		Algorithm converged.	-0.013	0.022	1.90		Algorithm converged.	0.17	20.76	0.5996		0.53		Algorithm converged.	0.05	5.76
Investigations	Weight decreased	4-5	112	22.6	1	0.9	125	25.1	1	0.8	1.12		Convergence criterion (GCONV=1E-8) satisfied.	0.07	18.07	0.001		Algorithm converged.	-0.022	0.024	1.12		Algorithm converged.	0.07	17.63	0.9378		0.90		Algorithm converged.	0.06	14.16
Investigations	Weight increased	1-2	187	37.8	0	0.0	187	37.6	2	1.1		*	Quasi-complete separation of data points detected.				*	ERROR: Error in computing the link function, its derivatives, or the variance function.			0.00		Algorithm converged.	0.00	NE	0.9999	0.0951	>999.99		Algorithm converged.	0.00	NE
Investigations	Weight increased	3	196	39.6	0	0.0	186	37.3	1	0.5		*	Quasi-complete separation of data points detected.				*	ERROR: Error in computing the link function, its derivatives, or the variance function.			0.00		Algorithm converged.	0.00	NE	1.0000		>999.99		Algorithm converged.	0.00	NE
Investigations	Weight increased	4-5	112	22.6	1	0.9	125	25.1	0	0.0		*	Quasi-complete separation of data points detected.				*	WARNING: The relative Hessian convergence criterion of 18.712481934 is greater than the limit of 0.0001. The convergence is questionable.			NE		Algorithm converged.	NE	NE	NE		NE		Algorithm converged.	NE	NE
Investigations	White blood cell count decreased	1-2	187	37.8	8	4.3	187	37.6	7	3.7	1.15		Convergence criterion (GCONV=1E-8) satisfied.	0.41	3.24	0.005		Algorithm converged.	-0.034	0.045	1.14		Algorithm converged.	0.42	3.09	0.7923	0.9977	0.88		Algorithm converged.	0.32	2.36
Investigations	White blood cell count decreased	3	196	39.6	10	5.1	186	37.3	8	4.3	1.20		Convergence criterion (GCONV=1E-8) satisfied.	0.46	3.10	0.008		Algorithm converged.	-0.034	0.050	1.19		Algorithm converged.	0.48	2.94	0.7123		0.84		Algorithm converged.	0.34	2.09
Investigations	White blood cell count decreased	4-5	112	22.6	2	1.8	125	25.1	2	1.6	1.12		Convergence criterion (GCONV=1E-8) satisfied.	0.15	8.07	0.002		Algorithm converged.	-0.031	0.035	1.12		Algorithm converged.	0.16	7.79	0.9118		0.90		Algorithm converged.	0.13	6.26
Investigations	White blood cell count increased	1-2	187	37.8	0	0.0	187	37.6	0	0.0	NE			NE	NE	NE		NE	NE	NE	NE		NE	NE	NE	NE	NE	NE		NE	NE	NE
Investigations	White blood cell count increased	3	196	39.6	0	0.0	186	37.3	0	0.0	NE			NE	NE	NE		NE	NE	NE	NE		NE	NE	NE	NE		NE		NE	NE	NE
Investigations	White blood cell count increased	4-5	112	22.6	1	0.9	125	25.1	0	0.0		*	Quasi-complete separation of data points detected.				*	ERROR: Error in computing the link function, its derivatives, or the variance function.			NE		Algorithm converged.	NE	NE	NE		NE		Algorithm converged.	NE	NE
Metabolism and nutrition disorders		1-2	187	37.8	11	5.9	187	37.6	12	6.4	0.91		Convergence criterion (GCONV=1E-8) satisfied.	0.39	2.12	-0.005		Algorithm converged.	-0.054	0.043	0.92		Algorithm converged.	0.41	2.03	0.8296	0.7821	1.09		Algorithm converged.	0.49	2.41
Metabolism and nutrition disorders		3	196	39.6	18	9.2	186	37.3	13	7.0	1.35		Convergence criterion (GCONV=1E-8) satisfied.	0.64	2.83	0.022		Algorithm converged.	-0.033	0.077	1.31		Algorithm converged.	0.66	2.61	0.4344		0.76		Algorithm converged.	0.38	1.51
Metabolism and nutrition disorders		4-5	112	22.6	13	11.6	125	25.1	14	11.2	1.04		Convergence criterion (GCONV=1E-8) satisfied.	0.47	2.32	0.004		Algorithm converged.	-0.077	0.085	1.04		Algorithm converged.	0.51	2.11	0.9215		0.96		Algorithm converged.	0.47	1.96
Metabolism and nutrition disorders	Decreased appetite	1-2	187	37.8	1	0.5	187	37.6	2	1.1	0.50		Convergence criterion (GCONV=1E-8) satisfied.	0.04	5.53	-0.005		Algorithm converged.	-0.023	0.013	0.50		Algorithm converged.	0.05	5.47	0.5700	0.1459	2.00		Algorithm converged.	0.18	21.87
Metabolism and nutrition disorders	Decreased appetite	3	196	39.6	3	1.5	186	37.3	0	0.0		*	Quasi-complete separation of data points detected.				*	WARNING: Negative of Hessian not positive definite.			NE		Algorithm converged.	NE	NE	NE		NE		Algorithm converged.	NE	NE
Metabolism and nutrition disorders	Decreased appetite	4-5	112	22.6	1	0.9	125	25.1	1	0.8	1.12		Convergence criterion (GCONV=1E-8) satisfied.	0.07	18.07	0.001		Algorithm converged.	-0.022	0.024	1.12		Algorithm converged.	0.07	17.63	0.9378		0.90		Algorithm converged.	0.06	14.16
Metabolism and nutrition disorders	Dehydration	1-2	187	37.8	1	0.5	187	37.6	2	1.1	0.50		Convergence criterion (GCONV=1E-8) satisfied.	0.04	5.53	-0.005		Algorithm converged.	-0.023	0.013	0.50		Algorithm converged.	0.05	5.47	0.5700	0.2126	2.00		Algorithm converged.	0.18	21.87
Metabolism and nutrition disorders	Dehydration	3	196	39.6	0	0.0	186	37.3	1	0.5		*	Quasi-complete separation of data points detected.				*	ERROR: Error in computing the link function, its derivatives, or the variance function.			0.00		Algorithm converged.	0.00	NE	1.0000		>999.99		Algorithm converged.	0.00	NE
Metabolism and nutrition disorders	Dehydration	4-5	112	22.6	1	0.9	125	25.1	0	0.0		*	Quasi-complete separation of data points detected.				*	WARNING: The relative Hessian convergence criterion of 18.712481934 is greater than the limit of 0.0001. The convergence is questionable.			NE		Algorithm converged.	NE	NE	NE		NE		Algorithm converged.	NE	NE
Metabolism and nutrition disorders	Diabetes mellitus	1-2	187	37.8	0	0.0	187	37.6	0	0.0	NE			NE	NE	NE		NE	NE	NE	NE		NE	NE	NE	NE	NE	NE		NE	NE	NE
Metabolism and nutrition disorders	Diabetes mellitus	3	196	39.6	0	0.0	186	37.3	1	0.5		*	Quasi-complete separation of data points detected.				*	ERROR: Error in computing the link function, its derivatives, or the variance function.			0.00		Algorithm converged.	0.00	NE	1.0000		>999.99		Algorithm converged.	0.00	NE
Metabolism and nutrition disorders	Diabetes mellitus	4-5	112	22.6	0	0.0	125	25.1	0	0.0	NE			NE	NE	NE		NE	NE	NE	NE		NE	NE	NE	NE		NE		NE	NE	NE
Metabolism and nutrition disorders	Diabetes mellitus inadequate control	1-2	187	37.8	0	0.0	187	37.6	0	0.0	NE			NE	NE	NE		NE	NE	NE	NE		NE	NE	NE	NE	NE	NE		NE	NE	NE
Metabolism and nutrition disorders	Diabetes mellitus inadequate control	3	196	39.6	0	0.0	186	37.3	1	0.5		*	Quasi-complete separation of data points detected.				*	ERROR: Error in computing the link function, its derivatives, or the variance function.			0.00		Algorithm converged.	0.00	NE	1.0000		>999.99		Algorithm converged.	0.00	NE
Metabolism and nutrition disorders	Diabetes mellitus inadequate control	4-5	112	22.6	0	0.0	125	25.1	0	0.0	NE			NE	NE	NE		NE	NE	NE	NE		NE	NE	NE	NE		NE		NE	NE	NE
Metabolism and nutrition disorders	Glucose tolerance impaired	1-2	187	37.8	1	0.5	187	37.6	0	0.0		*	Quasi-complete separation of data points detected.				*	ERROR: The mean parameter is either invalid or at a limit of its range for some observations.			NE		Algorithm converged.	NE	NE	NE	NE	NE		Algorithm converged.	NE	NE
Metabolism and nutrition disorders	Glucose tolerance impaired	3	196	39.6	0	0.0	186	37.3	0	0.0	NE			NE	NE	NE		NE	NE	NE	NE		NE	NE	NE	NE		NE		NE	NE	NE
Metabolism and nutrition disorders	Glucose tolerance impaired	4-5	112	22.6	0	0.0	125	25.1	0	0.0	NE			NE	NE	NE		NE	NE	NE	NE		NE	NE	NE	NE		NE		NE	NE	NE
Metabolism and nutrition disorders	Hyperglycaemia	1-2	187	37.8	4	2.1	187	37.6	2	1.1	2.02		Convergence criterion (GCONV=1E-8) satisfied.	0.37	11.17	0.011		Algorithm converged.	-0.015	0.036	2.00		Algorithm converged.	0.37	10.79	0.4202	0.4201	0.50		Algorithm converged.	0.09	2.70
Metabolism and nutrition disorders	Hyperglycaemia	3	196	39.6	2	1.0	186	37.3	1	0.5	1.91		Convergence criterion (GCONV=1E-8) satisfied.	0.17	21.21	0.005		Algorithm converged.	-0.013	0.022	1.90		Algorithm converged.	0.17	20.76	0.5996		0.53		Algorithm converged.	0.05	5.76
Metabolism and nutrition disorders	Hyperglycaemia	4-5	112	22.6	1	0.9	125	25.1	3	2.4	0.37		Convergence criterion (GCONV=1E-8) satisfied.	0.04	3.57	-0.015		Algorithm converged.	-0.047	0.017	0.37		Algorithm converged.	0.04	3.53	0.3888		2.69		Algorithm converged.	0.28	25.47
Metabolism and nutrition disorders	Hyperkalaemia	1-2	187	37.8	0	0.0	187	37.6	0	0.0	NE			NE	NE	NE		NE	NE	NE	NE		NE	NE	NE	NE	NE	NE		NE	NE	NE
Metabolism and nutrition disorders	Hyperkalaemia	3	196	39.6	0	0.0	186	37.3	1	0.5		*	Quasi-complete separation of data points detected.				*	ERROR: Error in computing the link function, its derivatives, or the variance function.			0.00		Algorithm converged.	0.00	NE	1.0000		>999.99		Algorithm converged.	0.00	NE
Metabolism and nutrition disorders	Hyperkalaemia	4-5	112	22.6	0	0.0	125	25.1	1	0.8		*	Quasi-complete separation of data points detected.				*	WARNING: The relative Hessian convergence criterion of 16.316112867 is greater than the limit of 0.0001. The convergence is questionable.			0.00		Algorithm converged.	0.00	NE	0.9999		>999.99		Algorithm converged.	0.00	NE
Metabolism and nutrition disorders	Hypertriglyceridaemia	1-2	187	37.8	1	0.5	187	37.6	0	0.0		*	Quasi-complete separation of data points detected.				*	ERROR: The mean parameter is either invalid or at a limit of its range for some observations.			NE		Algorithm converged.	NE	NE	NE	NE	NE		Algorithm converged.	NE	NE
Metabolism and nutrition disorders	Hypertriglyceridaemia	3	196	39.6	0	0.0	186	37.3	1	0.5		*	Quasi-complete separation of data points detected.				*	ERROR: Error in computing the link function, its derivatives, or the variance function.			0.00		Algorithm converged.	0.00	NE	1.0000		>999.99		Algorithm converged.	0.00	NE
Metabolism and nutrition disorders	Hypertriglyceridaemia	4-5	112	22.6	0	0.0	125	25.1	0	0.0	NE			NE	NE	NE		NE	NE	NE	NE		NE	NE	NE	NE		NE		NE	NE	NE
Metabolism and nutrition disorders	Hyperuricaemia	1-2	187	37.8	0	0.0	187	37.6	0	0.0	NE			NE	NE	NE		NE	NE	NE	NE		NE	NE	NE	NE	NE	NE		NE	NE	NE
Metabolism and nutrition disorders	Hyperuricaemia	3	196	39.6	1	0.5	186	37.3	0	0.0		*	Quasi-complete separation of data points detected.				*	ERROR: The mean parameter is either invalid or at a limit of its range for some observations.			NE		Algorithm converged.	NE	NE	NE		NE		Algorithm converged.	NE	NE
Metabolism and nutrition disorders	Hyperuricaemia	4-5	112	22.6	0	0.0	125	25.1	0	0.0	NE			NE	NE	NE		NE	NE	NE	NE		NE	NE	NE	NE		NE		NE	NE	NE
Metabolism and nutrition disorders	Hypoalbuminaemia	1-2	187	37.8	0	0.0	187	37.6	0	0.0	NE			NE	NE	NE		NE	NE	NE	NE		NE	NE	NE	NE	NE	NE		NE	NE	NE
Metabolism and nutrition disorders	Hypoalbuminaemia	3	196	39.6	0	0.0	186	37.3	0	0.0	NE			NE	NE	NE		NE	NE	NE	NE		NE	NE	NE	NE		NE		NE	NE	NE
Metabolism and nutrition disorders	Hypoalbuminaemia	4-5	112	22.6	3	2.7	125	25.1	0	0.0		*	Quasi-complete separation of data points detected.				*	WARNING: Negative of Hessian not positive definite.			NE		Algorithm converged.	NE	NE	NE		NE		Algorithm converged.	NE	NE
Metabolism and nutrition disorders	Hypocalcaemia	1-2	187	37.8	0	0.0	187	37.6	1	0.5		*	Quasi-complete separation of data points detected.				*	ERROR: Error in computing the link function, its derivatives, or the variance function.			0.00		Algorithm converged.	0.00	NE	0.9999	0.1344	>999.99		Algorithm converged.	0.00	NE
Metabolism and nutrition disorders	Hypocalcaemia	3	196	39.6	0	0.0	186	37.3	1	0.5		*	Quasi-complete separation of data points detected.				*	ERROR: Error in computing the link function, its derivatives, or the variance function.			0.00		Algorithm converged.	0.00	NE	1.0000		>999.99		Algorithm converged.	0.00	NE
Metabolism and nutrition disorders	Hypocalcaemia	4-5	112	22.6	1	0.9	125	25.1	0	0.0		*	Quasi-complete separation of data points detected.				*	ERROR: Error in computing the link function, its derivatives, or the variance function.			NE		Algorithm converged.	NE	NE	NE		NE		Algorithm converged.	NE	NE
Metabolism and nutrition disorders	Hypoglycaemia	1-2	187	37.8	0	0.0	187	37.6	1	0.5		*	Quasi-complete separation of data points detected.				*	ERROR: Error in computing the link function, its derivatives, or the variance function.			0.00		Algorithm converged.	0.00	NE	0.9999	NE	>999.99		Algorithm converged.	0.00	NE
Metabolism and nutrition disorders	Hypoglycaemia	3	196	39.6	1	0.5	186	37.3	0	0.0		*	Quasi-complete separation of data points detected.				*	ERROR: The mean parameter is either invalid or at a limit of its range for some observations.			NE		Algorithm converged.	NE	NE	NE		NE		Algorithm converged.	NE	NE
Metabolism and nutrition disorders	Hypoglycaemia	4-5	112	22.6	0	0.0	125	25.1	0	0.0	NE			NE	NE	NE		NE	NE	NE	NE		NE	NE	NE	NE		NE		NE	NE	NE
Metabolism and nutrition disorders	Hypokalaemia	1-2	187	37.8	1	0.5	187	37.6	3	1.6	0.33		Convergence criterion (GCONV=1E-8) satisfied.	0.03	3.20	-0.011		Algorithm converged.	-0.032	0.010	0.33		Algorithm converged.	0.03	3.18	0.3394	0.3873	3.00		Algorithm converged.	0.31	28.58
Metabolism and nutrition disorders	Hypokalaemia	3	196	39.6	6	3.1	186	37.3	3	1.6	1.93		Convergence criterion (GCONV=1E-8) satisfied.	0.47	7.82	0.014		Algorithm converged.	-0.016	0.045	1.90		Algorithm converged.	0.48	7.48	0.3597		0.53		Algorithm converged.	0.13	2.08
Metabolism and nutrition disorders	Hypokalaemia	4-5	112	22.6	4	3.6	125	25.1	4	3.2	1.12		Convergence criterion (GCONV=1E-8) satisfied.	0.27	4.59	0.004		Algorithm converged.	-0.042	0.050	1.12		Algorithm converged.	0.29	4.36	0.8745		0.90		Algorithm converged.	0.23	3.50
Metabolism and nutrition disorders	Hypomagnesaemia	1-2	187	37.8	0	0.0	187	37.6	0	0.0	NE			NE	NE	NE		NE	NE	NE	NE		NE	NE	NE	NE	NE	NE		NE	NE	NE
Metabolism and nutrition disorders	Hypomagnesaemia	3	196	39.6	1	0.5	186	37.3	0	0.0		*	Quasi-complete separation of data points detected.				*	ERROR: The mean parameter is either invalid or at a limit of its range for some observations.			NE		Algorithm converged.	NE	NE	NE		NE		Algorithm converged.	NE	NE
Metabolism and nutrition disorders	Hypomagnesaemia	4-5	112	22.6	0	0.0	125	25.1	0	0.0	NE			NE	NE	NE		NE	NE	NE	NE		NE	NE	NE	NE		NE		NE	NE	NE
Metabolism and nutrition disorders	Hyponatraemia	1-2	187	37.8	2	1.1	187	37.6	1	0.5	2.01		Convergence criterion (GCONV=1E-8) satisfied.	0.18	22.37	0.005		Algorithm converged.	-0.013	0.023	2.00		Algorithm converged.	0.18	21.87	0.5700	0.6663	0.50		Algorithm converged.	0.05	5.47
Metabolism and nutrition disorders	Hyponatraemia	3	196	39.6	3	1.5	186	37.3	4	2.2	0.71		Convergence criterion (GCONV=1E-8) satisfied.	0.16	3.20	-0.006		Algorithm converged.	-0.033	0.021	0.71		Algorithm converged.	0.16	3.14	0.6532		1.41		Algorithm converged.	0.32	6.19
Metabolism and nutrition disorders	Hyponatraemia	4-5	112	22.6	2	1.8	125	25.1	4	3.2	0.55		Convergence criterion (GCONV=1E-8) satisfied.	0.10	3.06	-0.014		Algorithm converged.	-0.054	0.025	0.56		Algorithm converged.	0.10	2.99	0.4957		1.79		Algorithm converged.	0.33	9.60
Metabolism and nutrition disorders	Hypophosphataemia	1-2	187	37.8	2	1.1	187	37.6	1	0.5	2.01		Convergence criterion (GCONV=1E-8) satisfied.	0.18	22.37	0.005		Algorithm converged.	-0.013	0.023	2.00		Algorithm converged.	0.18	21.87	0.5700	0.9270	0.50		Algorithm converged.	0.05	5.47
Metabolism and nutrition disorders	Hypophosphataemia	3	196	39.6	4	2.0	186	37.3	3	1.6	1.27		Convergence criterion (GCONV=1E-8) satisfied.	0.28	5.76	0.004		Algorithm converged.	-0.023	0.031	1.27		Algorithm converged.	0.29	5.58	0.7559		0.79		Algorithm converged.	0.18	3.48
Metabolism and nutrition disorders	Hypophosphataemia	4-5	112	22.6	2	1.8	125	25.1	2	1.6	1.12		Convergence criterion (GCONV=1E-8) satisfied.	0.15	8.07	0.002		Algorithm converged.	-0.031	0.035	1.12		Algorithm converged.	0.16	7.79	0.9118		0.90		Algorithm converged.	0.13	6.26
Metabolism and nutrition disorders	Hypovolaemia	1-2	187	37.8	0	0.0	187	37.6	0	0.0	NE			NE	NE	NE		NE	NE	NE	NE		NE	NE	NE	NE	NE	NE		NE	NE	NE
Metabolism and nutrition disorders	Hypovolaemia	3	196	39.6	0	0.0	186	37.3	0	0.0	NE			NE	NE	NE		NE	NE	NE	NE		NE	NE	NE	NE		NE		NE	NE	NE
Metabolism and nutrition disorders	Hypovolaemia	4-5	112	22.6	1	0.9	125	25.1	0	0.0		*	Quasi-complete separation of data points detected.				*	WARNING: The relative Hessian convergence criterion of 18.712481867 is greater than the limit of 0.0001. The convergence is questionable.			NE		Algorithm converged.	NE	NE	NE		NE		Algorithm converged.	NE	NE
Metabolism and nutrition disorders	Malnutrition	1-2	187	37.8	0	0.0	187	37.6	0	0.0	NE			NE	NE	NE		NE	NE	NE	NE		NE	NE	NE	NE	NE	NE		NE	NE	NE
Metabolism and nutrition disorders	Malnutrition	3	196	39.6	1	0.5	186	37.3	0	0.0		*	Quasi-complete separation of data points detected.				*	ERROR: The mean parameter is either invalid or at a limit of its range for some observations.			NE		Algorithm converged.	NE	NE	NE		NE		Algorithm converged.	NE	NE
Metabolism and nutrition disorders	Malnutrition	4-5	112	22.6	0	0.0	125	25.1	0	0.0	NE			NE	NE	NE		NE	NE	NE	NE		NE	NE	NE	NE		NE		NE	NE	NE
Metabolism and nutrition disorders	Tumour lysis syndrome	1-2	187	37.8	0	0.0	187	37.6	1	0.5		*	Quasi-complete separation of data points detected.				*	ERROR: Error in computing the link function, its derivatives, or the variance function.			0.00		Algorithm converged.	0.00	NE	0.9999	0.5273	>999.99		Algorithm converged.	0.00	NE
Metabolism and nutrition disorders	Tumour lysis syndrome	3	196	39.6	0	0.0	186	37.3	0	0.0	NE			NE	NE	NE		NE	NE	NE	NE		NE	NE	NE	NE		NE		NE	NE	NE
Metabolism and nutrition disorders	Tumour lysis syndrome	4-5	112	22.6	2	1.8	125	25.1	2	1.6	1.12		Convergence criterion (GCONV=1E-8) satisfied.	0.15	8.07	0.002		Algorithm converged.	-0.031	0.035	1.12		Algorithm converged.	0.16	7.79	0.9118		0.90		Algorithm converged.	0.13	6.26
Metabolism and nutrition disorders	Vitamin B1 deficiency	1-2	187	37.8	0	0.0	187	37.6	0	0.0	NE			NE	NE	NE		NE	NE	NE	NE		NE	NE	NE	NE	NE	NE		NE	NE	NE
Metabolism and nutrition disorders	Vitamin B1 deficiency	3	196	39.6	0	0.0	186	37.3	0	0.0	NE			NE	NE	NE		NE	NE	NE	NE		NE	NE	NE	NE		NE		NE	NE	NE
Metabolism and nutrition disorders	Vitamin B1 deficiency	4-5	112	22.6	1	0.9	125	25.1	0	0.0		*	Quasi-complete separation of data points detected.				*	ERROR: Error in computing the link function, its derivatives, or the variance function.			NE		Algorithm converged.	NE	NE	NE		NE		Algorithm converged.	NE	NE
Musculoskeletal and connective tissue disorders		1-2	187	37.8	1	0.5	187	37.6	6	3.2	0.16		Convergence criterion (GCONV=1E-8) satisfied.	0.02	1.36	-0.027		Algorithm converged.	-0.054	0.001	0.17		Algorithm converged.	0.02	1.37	0.0956	0.6740	6.00		Algorithm converged.	0.73	49.35
Musculoskeletal and connective tissue disorders		3	196	39.6	1	0.5	186	37.3	2	1.1	0.47		Convergence criterion (GCONV=1E-8) satisfied.	0.04	5.25	-0.006		Algorithm converged.	-0.024	0.012	0.47		Algorithm converged.	0.04	5.19	0.5413		2.11		Algorithm converged.	0.19	23.05
Musculoskeletal and connective tissue disorders		4-5	112	22.6	0	0.0	125	25.1	1	0.8		*	Quasi-complete separation of data points detected.				*	WARNING: The relative Hessian convergence criterion of 16.316112867 is greater than the limit of 0.0001. The convergence is questionable.			0.00		Algorithm converged.	0.00	NE	0.9999		>999.99		Algorithm converged.	0.00	NE
Musculoskeletal and connective tissue disorders	Back pain	1-2	187	37.8	0	0.0	187	37.6	3	1.6		*	Quasi-complete separation of data points detected.				*	ERROR: Error in computing the link function, its derivatives, or the variance function.			0.00		Algorithm converged.	0.00	NE	0.9999	NE	>999.99		Algorithm converged.	0.00	NE
Musculoskeletal and connective tissue disorders	Back pain	3	196	39.6	1	0.5	186	37.3	2	1.1	0.47		Convergence criterion (GCONV=1E-8) satisfied.	0.04	5.25	-0.006		Algorithm converged.	-0.024	0.012	0.47		Algorithm converged.	0.04	5.19	0.5413		2.11		Algorithm converged.	0.19	23.05
Musculoskeletal and connective tissue disorders	Back pain	4-5	112	22.6	0	0.0	125	25.1	0	0.0	NE			NE	NE	NE		NE	NE	NE	NE		NE	NE	NE	NE		NE		NE	NE	NE
Musculoskeletal and connective tissue disorders	Bone pain	1-2	187	37.8	0	0.0	187	37.6	3	1.6		*	Quasi-complete separation of data points detected.				*	ERROR: Error in computing the link function, its derivatives, or the variance function.			0.00		Algorithm converged.	0.00	NE	0.9999	NE	>999.99		Algorithm converged.	0.00	NE
Musculoskeletal and connective tissue disorders	Bone pain	3	196	39.6	0	0.0	186	37.3	0	0.0	NE			NE	NE	NE		NE	NE	NE	NE		NE	NE	NE	NE		NE		NE	NE	NE
Musculoskeletal and connective tissue disorders	Bone pain	4-5	112	22.6	0	0.0	125	25.1	0	0.0	NE			NE	NE	NE		NE	NE	NE	NE		NE	NE	NE	NE		NE		NE	NE	NE
Musculoskeletal and connective tissue disorders	Musculoskeletal chest pain	1-2	187	37.8	1	0.5	187	37.6	0	0.0		*	Quasi-complete separation of data points detected.				*	ERROR: The mean parameter is either invalid or at a limit of its range for some observations.			NE		Algorithm converged.	NE	NE	NE	NE	NE		Algorithm converged.	NE	NE
Musculoskeletal and connective tissue disorders	Musculoskeletal chest pain	3	196	39.6	0	0.0	186	37.3	0	0.0	NE			NE	NE	NE		NE	NE	NE	NE		NE	NE	NE	NE		NE		NE	NE	NE
Musculoskeletal and connective tissue disorders	Musculoskeletal chest pain	4-5	112	22.6	0	0.0	125	25.1	0	0.0	NE			NE	NE	NE		NE	NE	NE	NE		NE	NE	NE	NE		NE		NE	NE	NE
Musculoskeletal and connective tissue disorders	Pain in extremity	1-2	187	37.8	0	0.0	187	37.6	0	0.0	NE			NE	NE	NE		NE	NE	NE	NE		NE	NE	NE	NE	NE	NE		NE	NE	NE

Musculoskeletal and connective tissue disorders	Pain in extremity	3	196	39.6	0	0.0	186	37.3	0	0.0	NE			NE	NE	NE		NE	NE	NE	NE		NE	NE	NE	NE		NE		NE	NE	NE
Musculoskeletal and connective tissue disorders	Pain in extremity	4-5	112	22.6	0	0.0	125	25.1	1	0.8		*	Quasi-complete separation of data points detected.				*	WARNING: The relative Hessian convergence criterion of 16.316112867 is greater than the limit of 0.0001. The convergence is questionable.			0.00		Algorithm converged.	0.00	NE	0.9999		>999.99		Algorithm converged.	0.00	NE
Neoplasms benign, malignant and unspecified (incl cysts and polyps)		1-2	187	37.8	3	1.6	187	37.6	0	0.0		*	Quasi-complete separation of data points detected.				*	WARNING: Negative of Hessian not positive definite.			NE		Algorithm converged.	NE	NE	NE	NE	NE		Algorithm converged.	NE	NE
Neoplasms benign, malignant and unspecified (incl cysts and polyps)		3	196	39.6	0	0.0	186	37.3	1	0.5		*	Quasi-complete separation of data points detected.				*	ERROR: Error in computing the link function, its derivatives, or the variance function.			0.00		Algorithm converged.	0.00	NE	1.0000		>999.99		Algorithm converged.	0.00	NE
Neoplasms benign, malignant and unspecified (incl cysts and polyps)		4-5	112	22.6	0	0.0	125	25.1	1	0.8		*	Quasi-complete separation of data points detected.				*	WARNING: The relative Hessian convergence criterion of 16.316112867 is greater than the limit of 0.0001. The convergence is questionable.			0.00		Algorithm converged.	0.00	NE	0.9999		>999.99		Algorithm converged.	0.00	NE
Neoplasms benign, malignant and unspecified (incl cysts and polyps)	Adenocarcinoma	1-2	187	37.8	0	0.0	187	37.6	0	0.0	NE			NE	NE	NE		NE	NE	NE	NE		NE	NE	NE	NE	NE	NE		NE	NE	NE
Neoplasms benign, malignant and unspecified (incl cysts and polyps)	Adenocarcinoma	3	196	39.6	0	0.0	186	37.3	0	0.0	NE			NE	NE	NE		NE	NE	NE	NE		NE	NE	NE	NE		NE		NE	NE	NE
Neoplasms benign, malignant and unspecified (incl cysts and polyps)	Adenocarcinoma	4-5	112	22.6	0	0.0	125	25.1	1	0.8		*	Quasi-complete separation of data points detected.				*	WARNING: The relative Hessian convergence criterion of 16.316112867 is greater than the limit of 0.0001. The convergence is questionable.			0.00		Algorithm converged.	0.00	NE	0.9999		>999.99		Algorithm converged.	0.00	NE
Neoplasms benign, malignant and unspecified (incl cysts and polyps)	Adenocarcinoma of colon	1-2	187	37.8	1	0.5	187	37.6	0	0.0		*	Quasi-complete separation of data points detected.				*	WARNING: Negative of Hessian not positive definite.			NE		Algorithm converged.	NE	NE	NE	NE	NE		Algorithm converged.	NE	NE
Neoplasms benign, malignant and unspecified (incl cysts and polyps)	Adenocarcinoma of colon	3	196	39.6	0	0.0	186	37.3	0	0.0	NE			NE	NE	NE		NE	NE	NE	NE		NE	NE	NE	NE		NE		NE	NE	NE
Neoplasms benign, malignant and unspecified (incl cysts and polyps)	Adenocarcinoma of colon	4-5	112	22.6	0	0.0	125	25.1	0	0.0	NE			NE	NE	NE		NE	NE	NE	NE		NE	NE	NE	NE		NE		NE	NE	NE
Neoplasms benign, malignant and unspecified (incl cysts and polyps)	Colorectal cancer	1-2	187	37.8	1	0.5	187	37.6	0	0.0		*	Quasi-complete separation of data points detected.				*	ERROR: The mean parameter is either invalid or at a limit of its range for some observations.			NE		Algorithm converged.	NE	NE	NE	NE	NE		Algorithm converged.	NE	NE
Neoplasms benign, malignant and unspecified (incl cysts and polyps)	Colorectal cancer	3	196	39.6	0	0.0	186	37.3	0	0.0	NE			NE	NE	NE		NE	NE	NE	NE		NE	NE	NE	NE		NE		NE	NE	NE
Neoplasms benign, malignant and unspecified (incl cysts and polyps)	Colorectal cancer	4-5	112	22.6	0	0.0	125	25.1	0	0.0	NE			NE	NE	NE		NE	NE	NE	NE		NE	NE	NE	NE		NE		NE	NE	NE
Neoplasms benign, malignant and unspecified (incl cysts and polyps)	Hodgkin's disease	1-2	187	37.8	0	0.0	187	37.6	0	0.0	NE			NE	NE	NE		NE	NE	NE	NE		NE	NE	NE	NE	NE	NE		NE	NE	NE
Neoplasms benign, malignant and unspecified (incl cysts and polyps)	Hodgkin's disease	3	196	39.6	0	0.0	186	37.3	1	0.5		*	Quasi-complete separation of data points detected.				*	ERROR: Error in computing the link function, its derivatives, or the variance function.			0.00		Algorithm converged.	0.00	NE	1.0000		>999.99		Algorithm converged.	0.00	NE
Neoplasms benign, malignant and unspecified (incl cysts and polyps)	Hodgkin's disease	4-5	112	22.6	0	0.0	125	25.1	0	0.0	NE			NE	NE	NE		NE	NE	NE	NE		NE	NE	NE	NE		NE		NE	NE	NE
Neoplasms benign, malignant and unspecified (incl cysts and polyps)	Papillary renal cell carcinoma	1-2	187	37.8	1	0.5	187	37.6	0	0.0		*	Quasi-complete separation of data points detected.				*	WARNING: Negative of Hessian not positive definite.			NE		Algorithm converged.	NE	NE	NE	NE	NE		Algorithm converged.	NE	NE
Neoplasms benign, malignant and unspecified (incl cysts and polyps)	Papillary renal cell carcinoma	3	196	39.6	0	0.0	186	37.3	0	0.0	NE			NE	NE	NE		NE	NE	NE	NE		NE	NE	NE	NE		NE		NE	NE	NE
Neoplasms benign, malignant and unspecified (incl cysts and polyps)	Papillary renal cell carcinoma	4-5	112	22.6	0	0.0	125	25.1	0	0.0	NE			NE	NE	NE		NE	NE	NE	NE		NE	NE	NE	NE		NE		NE	NE	NE
Nervous system disorders		1-2	187	37.8	6	3.2	187	37.6	11	5.9	0.53		Convergence criterion (GCONV=1E-8) satisfied.	0.19	1.47	-0.027		Algorithm converged.	-0.069	0.015	0.55		Algorithm converged.	0.21	1.44	0.2225	0.6822	1.83		Algorithm converged.	0.69	4.85
Nervous system disorders		3	196	39.6	5	2.6	186	37.3	5	2.7	0.95		Convergence criterion (GCONV=1E-8) satisfied.	0.27	3.33	-0.001		Algorithm converged.	-0.033	0.031	0.95		Algorithm converged.	0.28	3.22	0.9331		1.05		Algorithm converged.	0.31	3.58
Nervous system disorders		4-5	112	22.6	6	5.4	125	25.1	7	5.6	0.95		Convergence criterion (GCONV=1E-8) satisfied.	0.31	2.93	-0.002		Algorithm converged.	-0.060	0.056	0.96		Algorithm converged.	0.33	2.76	0.9347		1.05		Algorithm converged.	0.36	3.02
Nervous system disorders	Aphasia	1-2	187	37.8	0	0.0	187	37.6	1	0.5		*	Quasi-complete separation of data points detected.				*	ERROR: Error in computing the link function, its derivatives, or the variance function.			0.00		Algorithm converged.	0.00	NE	0.9999	NE	>999.99		Algorithm converged.	0.00	NE
Nervous system disorders	Aphasia	3	196	39.6	0	0.0	186	37.3	0	0.0	NE			NE	NE	NE		NE	NE	NE	NE		NE	NE	NE	NE		NE		NE	NE	NE
Nervous system disorders	Aphasia	4-5	112	22.6	0	0.0	125	25.1	0	0.0	NE			NE	NE	NE		NE	NE	NE	NE		NE	NE	NE	NE		NE		NE	NE	NE
Nervous system disorders	Carotid artery stenosis	1-2	187	37.8	0	0.0	187	37.6	0	0.0	NE			NE	NE	NE		NE	NE	NE	NE		NE	NE	NE	NE	NE	NE		NE	NE	NE
Nervous system disorders	Carotid artery stenosis	3	196	39.6	0	0.0	186	37.3	1	0.5		*	Quasi-complete separation of data points detected.				*	ERROR: Error in computing the link function, its derivatives, or the variance function.			0.00		Algorithm converged.	0.00	NE	1.0000		>999.99		Algorithm converged.	0.00	NE
Nervous system disorders	Carotid artery stenosis	4-5	112	22.6	0	0.0	125	25.1	0	0.0	NE			NE	NE	NE		NE	NE	NE	NE		NE	NE	NE	NE		NE		NE	NE	NE
Nervous system disorders	Cerebellar ataxia	1-2	187	37.8	0	0.0	187	37.6	0	0.0	NE			NE	NE	NE		NE	NE	NE	NE		NE	NE	NE	NE	NE	NE		NE	NE	NE
Nervous system disorders	Cerebellar ataxia	3	196	39.6	0	0.0	186	37.3	0	0.0	NE			NE	NE	NE		NE	NE	NE	NE		NE	NE	NE	NE		NE		NE	NE	NE
Nervous system disorders	Cerebellar ataxia	4-5	112	22.6	1	0.9	125	25.1	0	0.0		*	Quasi-complete separation of data points detected.				*	WARNING: The relative Hessian convergence criterion of 18.712481734 is greater than the limit of 0.0001. The convergence is questionable.			NE		Algorithm converged.	NE	NE	NE		NE		Algorithm converged.	NE	NE
Nervous system disorders	Cerebral infarction	1-2	187	37.8	0	0.0	187	37.6	1	0.5		*	Quasi-complete separation of data points detected.				*	ERROR: Error in computing the link function, its derivatives, or the variance function.			0.00		Algorithm converged.	0.00	NE	0.9999	NE	>999.99		Algorithm converged.	0.00	NE
Nervous system disorders	Cerebral infarction	3	196	39.6	0	0.0	186	37.3	0	0.0	NE			NE	NE	NE		NE	NE	NE	NE		NE	NE	NE	NE		NE		NE	NE	NE
Nervous system disorders	Cerebral infarction	4-5	112	22.6	0	0.0	125	25.1	0	0.0	NE			NE	NE	NE		NE	NE	NE	NE		NE	NE	NE	NE		NE		NE	NE	NE
Nervous system disorders	Cerebrovascular accident	1-2	187	37.8	0	0.0	187	37.6	1	0.5		*	Quasi-complete separation of data points detected.				*	ERROR: Error in computing the link function, its derivatives, or the variance function.			0.00		Algorithm converged.	0.00	NE	0.9999	NE	>999.99		Algorithm converged.	0.00	NE
Nervous system disorders	Cerebrovascular accident	3	196	39.6	0	0.0	186	37.3	0	0.0	NE			NE	NE	NE		NE	NE	NE	NE		NE	NE	NE	NE		NE		NE	NE	NE
Nervous system disorders	Cerebrovascular accident	4-5	112	22.6	0	0.0	125	25.1	1	0.8		*	Quasi-complete separation of data points detected.				*	WARNING: The relative Hessian convergence criterion of 16.31611281 is greater than the limit of 0.0001. The convergence is questionable.			0.00		Algorithm converged.	0.00	NE	0.9999		>999.99		Algorithm converged.	0.00	NE
Nervous system disorders	Dizziness	1-2	187	37.8	0	0.0	187	37.6	0	0.0	NE			NE	NE	NE		NE	NE	NE	NE		NE	NE	NE	NE	NE	NE		NE	NE	NE
Nervous system disorders	Dizziness	3	196	39.6	1	0.5	186	37.3	0	0.0		*	Quasi-complete separation of data points detected.				*	ERROR: The mean parameter is either invalid or at a limit of its range for some observations.			NE		Algorithm converged.	NE	NE	NE		NE		Algorithm converged.	NE	NE
Nervous system disorders	Dizziness	4-5	112	22.6	0	0.0	125	25.1	1	0.8		*	Quasi-complete separation of data points detected.				*	WARNING: The relative Hessian convergence criterion of 16.316112867 is greater than the limit of 0.0001. The convergence is questionable.			0.00		Algorithm converged.	0.00	NE	0.9999		>999.99		Algorithm converged.	0.00	NE
Nervous system disorders	Epilepsy	1-2	187	37.8	0	0.0	187	37.6	0	0.0	NE			NE	NE	NE		NE	NE	NE	NE		NE	NE	NE	NE	NE	NE		NE	NE	NE
Nervous system disorders	Epilepsy	3	196	39.6	0	0.0	186	37.3	1	0.5		*	Quasi-complete separation of data points detected.				*	ERROR: Error in computing the link function, its derivatives, or the variance function.			0.00		Algorithm converged.	0.00	NE	1.0000		>999.99		Algorithm converged.	0.00	NE
Nervous system disorders	Epilepsy	4-5	112	22.6	0	0.0	125	25.1	0	0.0	NE			NE	NE	NE		NE	NE	NE	NE		NE	NE	NE	NE		NE		NE	NE	NE
Nervous system disorders	Headache	1-2	187	37.8	0	0.0	187	37.6	1	0.5		*	Quasi-complete separation of data points detected.				*	ERROR: Error in computing the link function, its derivatives, or the variance function.			0.00		Algorithm converged.	0.00	NE	0.9999	0.5756	>999.99		Algorithm converged.	0.00	NE
Nervous system disorders	Headache	3	196	39.6	1	0.5	186	37.3	2	1.1	0.47		Convergence criterion (GCONV=1E-8) satisfied.	0.04	5.25	-0.006		Algorithm converged.	-0.024	0.012	0.47		Algorithm converged.	0.04	5.19	0.5413		2.11		Algorithm converged.	0.19	23.05
Nervous system disorders	Headache	4-5	112	22.6	0	0.0	125	25.1	1	0.8		*	Quasi-complete separation of data points detected.				*	WARNING: The relative Hessian convergence criterion of 16.31611281 is greater than the limit of 0.0001. The convergence is questionable.			0.00		Algorithm converged.	0.00	NE	0.9999		>999.99		Algorithm converged.	0.00	NE
Nervous system disorders	Hypoaesthesia	1-2	187	37.8	0	0.0	187	37.6	1	0.5		*	Quasi-complete separation of data points detected.				*	ERROR: Error in computing the link function, its derivatives, or the variance function.			0.00		Algorithm converged.	0.00	NE	0.9999	NE	>999.99		Algorithm converged.	0.00	NE
Nervous system disorders	Hypoaesthesia	3	196	39.6	0	0.0	186	37.3	0	0.0	NE			NE	NE	NE		NE	NE	NE	NE		NE	NE	NE	NE		NE		NE	NE	NE
Nervous system disorders	Hypoaesthesia	4-5	112	22.6	0	0.0	125	25.1	0	0.0	NE			NE	NE	NE		NE	NE	NE	NE		NE	NE	NE	NE		NE		NE	NE	NE
Nervous system disorders	Hypotonia	1-2	187	37.8	0	0.0	187	37.6	0	0.0	NE			NE	NE	NE		NE	NE	NE	NE		NE	NE	NE	NE	NE	NE		NE	NE	NE
Nervous system disorders	Hypotonia	3	196	39.6	0	0.0	186	37.3	1	0.5		*	Quasi-complete separation of data points detected.				*	ERROR: Error in computing the link function, its derivatives, or the variance function.			0.00		Algorithm converged.	0.00	NE	1.0000		>999.99		Algorithm converged.	0.00	NE
Nervous system disorders	Hypotonia	4-5	112	22.6	0	0.0	125	25.1	0	0.0	NE			NE	NE	NE		NE	NE	NE	NE		NE	NE	NE	NE		NE		NE	NE	NE
Nervous system disorders	Nervous system disorder	1-2	187	37.8	0	0.0	187	37.6	0	0.0	NE			NE	NE	NE		NE	NE	NE	NE		NE	NE	NE	NE	NE	NE		NE	NE	NE
Nervous system disorders	Nervous system disorder	3	196	39.6	0	0.0	186	37.3	1	0.5		*	Quasi-complete separation of data points detected.				*	ERROR: Error in computing the link function, its derivatives, or the variance function.			0.00		Algorithm converged.	0.00	NE	1.0000		>999.99		Algorithm converged.	0.00	NE
Nervous system disorders	Nervous system disorder	4-5	112	22.6	0	0.0	125	25.1	0	0.0	NE			NE	NE	NE		NE	NE	NE	NE		NE	NE	NE	NE		NE		NE	NE	NE
Nervous system disorders	Neuropathy peripheral	1-2	187	37.8	1	0.5	187	37.6	2	1.1	0.50		Convergence criterion (GCONV=1E-8) satisfied.	0.04	5.53	-0.005		Algorithm converged.	-0.023	0.013	0.50		Algorithm converged.	0.05	5.47	0.5700	0.9106	2.00		Algorithm converged.	0.18	21.87
Nervous system disorders	Neuropathy peripheral	3	196	39.6	0	0.0	186	37.3	0	0.0	NE			NE	NE	NE		NE	NE	NE	NE		NE	NE	NE	NE		NE		NE	NE	NE
Nervous system disorders	Neuropathy peripheral	4-5	112	22.6	1	0.9	125	25.1	1	0.8	1.12		Convergence criterion (GCONV=1E-8) satisfied.	0.07	18.07	0.001		Algorithm converged.	-0.022	0.024	1.12		Algorithm converged.	0.07	17.63	0.9378		0.90		Algorithm converged.	0.06	14.16
Nervous system disorders	Paralysis recurrent laryngeal nerve	1-2	187	37.8	0	0.0	187	37.6	0	0.0	NE			NE	NE	NE		NE	NE	NE	NE		NE	NE	NE	NE	NE	NE		NE	NE	NE
Nervous system disorders	Paralysis recurrent laryngeal nerve	3	196	39.6	0	0.0	186	37.3	0	0.0	NE			NE	NE	NE		NE	NE	NE	NE		NE	NE	NE	NE		NE		NE	NE	NE
Nervous system disorders	Paralysis recurrent laryngeal nerve	4-5	112	22.6	1	0.9	125	25.1	0	0.0		*	Quasi-complete separation of data points detected.				*	WARNING: The relative Hessian convergence criterion of 18.712481934 is greater than the limit of 0.0001. The convergence is questionable.			NE		Algorithm converged.	NE	NE	NE		NE		Algorithm converged.	NE	NE
Nervous system disorders	Peripheral motor neuropathy	1-2	187	37.8	1	0.5	187	37.6	0	0.0		*	Quasi-complete separation of data points detected.				*	WARNING: Negative of Hessian not positive definite.			NE		Algorithm converged.	NE	NE	NE	NE	NE		Algorithm converged.	NE	NE
Nervous system disorders	Peripheral motor neuropathy	3	196	39.6	0	0.0	186	37.3	0	0.0	NE			NE	NE	NE		NE	NE	NE	NE		NE	NE	NE	NE		NE		NE	NE	NE
Nervous system disorders	Peripheral motor neuropathy	4-5	112	22.6	1	0.9	125	25.1	0	0.0		*	Quasi-complete separation of data points detected.				*	WARNING: The relative Hessian convergence criterion of 18.712481734 is greater than the limit of 0.0001. The convergence is questionable.			NE		Algorithm converged.	NE	NE	NE		NE		Algorithm converged.	NE	NE
Nervous system disorders	Peripheral sensory neuropathy	1-2	187	37.8	2	1.1	187	37.6	0	0.0		*	Quasi-complete separation of data points detected.				*	ERROR: Error in computing the link function, its derivatives, or the variance function.			NE		Algorithm converged.	NE	NE	NE	NE	NE		Algorithm converged.	NE	NE
Nervous system disorders	Peripheral sensory neuropathy	3	196	39.6	0	0.0	186	37.3	0	0.0	NE			NE	NE	NE		NE	NE	NE	NE		NE	NE	NE	NE		NE		NE	NE	NE
Nervous system disorders	Peripheral sensory neuropathy	4-5	112	22.6	0	0.0	125	25.1	0	0.0	NE			NE	NE	NE		NE	NE	NE	NE		NE	NE	NE	NE		NE		NE	NE	NE
Nervous system disorders	Peroneal nerve palsy	1-2	187	37.8	1	0.5	187	37.6	0	0.0		*	Quasi-complete separation of data points detected.				*	ERROR: The mean parameter is either invalid or at a limit of its range for some observations.			NE		Algorithm converged.	NE	NE	NE	NE	NE		Algorithm converged.	NE	NE
Nervous system disorders	Peroneal nerve palsy	3	196	39.6	0	0.0	186	37.3	0	0.0	NE			NE	NE	NE		NE	NE	NE	NE		NE	NE	NE	NE		NE		NE	NE	NE
Nervous system disorders	Peroneal nerve palsy	4-5	112	22.6	0	0.0	125	25.1	0	0.0	NE			NE	NE	NE		NE	NE	NE	NE		NE	NE	NE	NE		NE		NE	NE	NE
Nervous system disorders	Polyneuropathy	1-2	187	37.8	0	0.0	187	37.6	0	0.0	NE			NE	NE	NE		NE	NE	NE	NE		NE	NE	NE	NE	NE	NE		NE	NE	NE
Nervous system disorders	Polyneuropathy	3	196	39.6	1	0.5	186	37.3	0	0.0		*	Quasi-complete separation of data points detected.				*	ERROR: The mean parameter is either invalid or at a limit of its range for some observations.			NE		Algorithm converged.	NE	NE	NE		NE		Algorithm converged.	NE	NE
Nervous system disorders	Polyneuropathy	4-5	112	22.6	0	0.0	125	25.1	0	0.0	NE			NE	NE	NE		NE	NE	NE	NE		NE	NE	NE	NE		NE		NE	NE	NE
Nervous system disorders	Presyncope	1-2	187	37.8	0	0.0	187	37.6	1	0.5		*	Quasi-complete separation of data points detected.				*	ERROR: Error in computing the link function, its derivatives, or the variance function.			0.00		Algorithm converged.	0.00	NE	0.9999	NE	>999.99		Algorithm converged.	0.00	NE
Nervous system disorders	Presyncope	3	196	39.6	1	0.5	186	37.3	0	0.0		*	Quasi-complete separation of data points detected.				*	ERROR: The mean parameter is either invalid or at a limit of its range for some observations.			NE		Algorithm converged.	NE	NE	NE		NE		Algorithm converged.	NE	NE
Nervous system disorders	Presyncope	4-5	112	22.6	0	0.0	125	25.1	0	0.0	NE			NE	NE	NE		NE	NE	NE	NE		NE	NE	NE	NE		NE		NE	NE	NE
Nervous system disorders	Spinal cord compression	1-2	187	37.8	1	0.5	187	37.6	0	0.0		*	Quasi-complete separation of data points detected.				*	ERROR: The mean parameter is either invalid or at a limit of its range for some observations.			NE		Algorithm converged.	NE	NE	NE	NE	NE		Algorithm converged.	NE	NE
Nervous system disorders	Spinal cord compression	3	196	39.6	0	0.0	186	37.3	0	0.0	NE			NE	NE	NE		NE	NE	NE	NE		NE	NE	NE	NE		NE		NE	NE	NE
Nervous system disorders	Spinal cord compression	4-5	112	22.6	0	0.0	125	25.1	0	0.0	NE			NE	NE	NE		NE	NE	NE	NE		NE	NE	NE	NE		NE		NE	NE	NE
Nervous system disorders	Syncope	1-2	187	37.8	3	1.6	187	37.6	4	2.1	0.75		Convergence criterion (GCONV=1E-8) satisfied.	0.16	3.38	-0.005		Algorithm converged.	-0.033	0.022	0.75		Algorithm converged.	0.17	3.31	0.7038	0.7975	1.33		Algorithm converged.	0.30	5.88
Nervous system disorders	Syncope	3	196	39.6	2	1.0	186	37.3	1	0.5	1.91		Convergence criterion (GCONV=1E-8) satisfied.	0.17	21.21	0.005		Algorithm converged.	-0.013	0.022	1.90		Algorithm converged.	0.17	20.76	0.5996		0.53		Algorithm converged.	0.05	5.76
Nervous system disorders	Syncope	4-5	112	22.6	3	2.7	125	25.1	3	2.4	1.12		Convergence criterion (GCONV=1E-8) satisfied.	0.22	5.66	0.003		Algorithm converged.	-0.037	0.043	1.12		Algorithm converged.	0.23	5.42	0.8916		0.90		Algorithm converged.	0.18	4.35
Psychiatric disorders		1-2	187	37.8	2	1.1	187	37.6	1	0.5	2.01		Convergence criterion (GCONV=1E-8) satisfied.	0.18	22.37	0.005		Algorithm converged.	-0.013	0.023	2.00		Algorithm converged.	0.18	21.87	0.5700	0.5320	0.50		Algorithm converged.	0.05	5.47
Psychiatric disorders		3	196	39.6	2	1.0	186	37.3	0	0.0		*	Quasi-complete separation of data points detected.				*	WARNING: The relative Hessian convergence criterion of 14.688690926 is greater than the limit of 0.0001. The convergence is questionable.			NE		Algorithm converged.	NE	NE	NE		NE		Algorithm converged.	NE	NE
Psychiatric disorders		4-5	112	22.6	2	1.8	125	25.1	1	0.8	2.25		Convergence criterion (GCONV=1E-8) satisfied.	0.20	25.21	0.010		Algorithm converged.	-0.019	0.039	2.23		Algorithm converged.	0.21	24.28	0.5097		0.45		Algorithm converged.	0.04	4.87
Psychiatric disorders	Agitation	1-2	187	37.8	0	0.0	187	37.6	0	0.0	NE			NE	NE	NE		NE	NE	NE	NE		NE	NE	NE	NE	NE	NE		NE	NE	NE
Psychiatric disorders	Agitation	3	196	39.6	1	0.5	186	37.3	0	0.0		*	Quasi-complete separation of data points detected.				*	ERROR: The mean parameter is either invalid or at a limit of its range for some observations.			NE		Algorithm converged.	NE	NE	NE		NE		Algorithm converged.	NE	NE
Psychiatric disorders	Agitation	4-5	112	22.6	0	0.0	125	25.1	0	0.0	NE			NE	NE	NE		NE	NE	NE	NE		NE	NE	NE	NE		NE		NE	NE	NE
Psychiatric disorders	Confusional state	1-2	187	37.8	0	0.0	187	37.6	0	0.0	NE			NE	NE	NE		NE	NE	NE	NE		NE	NE	NE	NE	NE	NE		NE	NE	NE
Psychiatric disorders	Confusional state	3	196	39.6	0	0.0	186	37.3	0	0.0	NE			NE	NE	NE		NE	NE	NE	NE		NE	NE	NE	NE		NE		NE	NE	NE
Psychiatric disorders	Confusional state	4-5	112	22.6	2	1.8	125	25.1	1	0.8	2.25		Convergence criterion (GCONV=1E-8) satisfied.	0.20	25.21	0.010		Algorithm converged.	-0.019	0.039	2.23		Algorithm converged.	0.21	24.28	0.5097		0.45		Algorithm converged.	0.04	4.87
Psychiatric disorders	Depression	1-2	187	37.8	1	0.5	187	37.6	0	0.0		*	Quasi-complete separation of data points detected.				*	ERROR: The mean parameter is either invalid or at a limit of its range for some observations.			NE		Algorithm converged.	NE	NE	NE	NE	NE		Algorithm converged.	NE	NE
Psychiatric disorders	Depression	3	196	39.6	0	0.0	186	37.3	0	0.0	NE			NE	NE	NE		NE	NE	NE	NE		NE	NE	NE	NE		NE		NE	NE	NE
Psychiatric disorders	Depression	4-5	112	22.6	0	0.0	125	25.1	0	0.0	NE			NE	NE	NE		NE	NE	NE	NE		NE	NE	NE	NE		NE		NE	NE	NE
Psychiatric disorders	Disorientation	1-2	187	37.8	0	0.0	187	37.6	0	0.0	NE			NE	NE	NE		NE	NE	NE	NE		NE	NE	NE	NE	NE	NE		NE	NE	NE
Psychiatric disorders	Disorientation	3	196	39.6	0	0.0	186	37.3	0	0.0	NE			NE	NE	NE		NE	NE	NE	NE		NE	NE	NE	NE		NE		NE	NE	NE
Psychiatric disorders	Disorientation	4-5	112	22.6	1	0.9	125	25.1	0	0.0		*	Quasi-complete separation of data points detected.				*	ERROR: Error in computing the link function, its derivatives, or the variance function.			NE		Algorithm converged.	NE	NE	NE		NE		Algorithm converged.	NE	NE
Psychiatric disorders	Insomnia	1-2	187	37.8	0	0.0	187	37.6	1	0.5		*	Quasi-complete separation of data points detected.				*	ERROR: Error in computing the link function, its derivatives, or the variance function.			0.00		Algorithm converged.	0.00	NE	0.9999	NE	>999.99		Algorithm converged.	0.00	NE
Psychiatric disorders	Insomnia	3	196	39.6	1	0.5	186	37.3	0	0.0		*	Quasi-complete separation of data points detected.				*	ERROR: The mean parameter is either invalid or at a limit of its range for some observations.			NE		Algorithm converged.	NE	NE	NE		NE		Algorithm converged.	NE	NE
Psychiatric disorders	Insomnia	4-5	112	22.6	0	0.0	125	25.1	0	0.0	NE			NE	NE	NE		NE	NE	NE	NE		NE	NE	NE	NE		NE		NE	NE	NE
Psychiatric disorders	Mental status changes	1-2	187	37.8	1	0.5	187	37.6	0	0.0		*	Quasi-complete separation of data points detected.				*	ERROR: The mean parameter is either invalid or at a limit of its range for some observations.			NE		Algorithm converged.	NE	NE	NE	NE	NE		Algorithm converged.	NE	NE
Psychiatric disorders	Mental status changes	3	196	39.6	0	0.0	186	37.3	0	0.0	NE			NE	NE	NE		NE	NE	NE	NE		NE	NE	NE	NE		NE		NE	NE	NE
Psychiatric disorders	Mental status changes	4-5	112	22.6	0	0.0	125	25.1	0	0.0	NE			NE	NE	NE		NE	NE	NE	NE		NE	NE	NE	NE		NE		NE	NE	NE
Renal and urinary disorders		1-2	187	37.8	0	0.0	187	37.6	0	0.0	NE			NE	NE	NE		NE	NE	NE	NE		NE	NE	NE	NE	0.9956	NE		NE	NE	NE
Renal and urinary disorders		3	196	39.6	2	1.0	186	37.3	1	0.5	1.91		Convergence criterion (GCONV=1E-8) satisfied.	0.17	21.21	0.005		Algorithm converged.	-0.013	0.022	1.90		Algorithm converged.	0.17	20.76	0.5996		0.53		Algorithm converged.	0.05	5.76
Renal and urinary disorders		4-5	112	22.6	2	1.8	125	25.1	1	0.8	2.25		Convergence criterion (GCONV=1E-8) satisfied.	0.20	25.21	0.010		Algorithm converged.	-0.019	0.039	2.23		Algorithm converged.	0.21	24.28	0.5097		0.45		Algorithm converged.	0.04	4.87
Renal and urinary disorders	Acute kidney injury	1-2	187	37.8	0	0.0	187	37.6	0	0.0	NE			NE	NE	NE		NE	NE	NE	NE		NE	NE	NE	NE	0.4550	NE		NE	NE	NE
Renal and urinary disorders	Acute kidney injury	3	196	39.6	2	1.0	186	37.3	0	0.0		*	Quasi-complete separation of data points detected.				*	WARNING: The relative Hessian convergence criterion of 14.688690926 is greater than the limit of 0.0001. The convergence is questionable.			NE		Algorithm converged.	NE	NE	NE		NE		Algorithm converged.	NE	NE
Renal and urinary disorders	Acute kidney injury	4-5	112	22.6	1	0.9	125	25.1	1	0.8	1.12		Convergence criterion (GCONV=1E-8) satisfied.	0.07	18.07	0.001		Algorithm converged.	-0.022	0.024	1.12		Algorithm converged.	0.07	17.63	0.9378		0.90		Algorithm converged.	0.06	14.16
Renal and urinary disorders	Cystitis noninfective	1-2	187	37.8	0	0.0	187	37.6	0	0.0	NE			NE	NE	NE		NE	NE	NE	NE		NE	NE	NE	NE	NE	NE		NE	NE	NE
Renal and urinary disorders	Cystitis noninfective	3	196	39.6	0	0.0	186	37.3	1	0.5		*	Quasi-complete separation of data points detected.				*	ERROR: Error in computing the link function, its derivatives, or the variance function.			0.00		Algorithm converged.	0.00	NE	1.0000		>999.99		Algorithm converged.	0.00	NE
Renal and urinary disorders	Cystitis noninfective	4-5	112	22.6	0	0.0	125	25.1	0	0.0	NE			NE	NE	NE		NE	NE	NE	NE		NE	NE	NE	NE		NE		NE	NE	NE
Renal and urinary disorders	Renal failure	1-2	187	37.8	0	0.0	187	37.6	0	0.0	NE			NE	NE	NE		NE	NE	NE	NE		NE	NE	NE	NE	NE	NE		NE	NE	NE
Renal and urinary disorders	Renal failure	3	196	39.6	0	0.0	186	37.3	0	0.0	NE			NE	NE	NE		NE	NE	NE	NE		NE	NE	NE	NE		NE		NE	NE	NE
Renal and urinary disorders	Renal failure	4-5	112	22.6	1	0.9	125	25.1	0	0.0		*	Quasi-complete separation of data points detected.				*	WARNING: The relative Hessian convergence criterion of 18.712481934 is greater than the limit of 0.0001. The convergence is questionable.			NE		Algorithm converged.	NE	NE	NE		NE		Algorithm converged.	NE	NE
Renal and urinary disorders	Urinary retention	1-2	187	37.8	0	0.0	187	37.6	0	0.0	NE			NE	NE	NE		NE	NE	NE	NE		NE	NE	NE	NE	NE	NE		NE	NE	NE
Renal and urinary disorders	Urinary retention	3	196	39.6	0	0.0	186	37.3	0	0.0	NE			NE	NE	NE		NE	NE	NE	NE		NE	NE	NE	NE		NE		NE	NE	NE

Renal and urinary disorders	Urinary retention	4-5	112	22.6	1	0.9	125	25.1	0	0.0		*	Quasi-complete separation of data points detected.				*	WARNING: The relative Hessian convergence criterion of 18.712481934 is greater than the limit of 0.0001. The convergence is questionable.			NE		Algorithm converged.	NE	NE	NE		NE		Algorithm converged.	NE	NE
Reproductive system and breast disorders		1-2	187	37.8	1	0.5	187	37.6	0	0.0		*	Quasi-complete separation of data points detected.				*	ERROR: The mean parameter is either invalid or at a limit of its range for some observations.			NE		Algorithm converged.	NE	NE	NE	NE	NE		Algorithm converged.	NE	NE
Reproductive system and breast disorders		3	196	39.6	1	0.5	186	37.3	0	0.0		*	Quasi-complete separation of data points detected.				*	ERROR: The mean parameter is either invalid or at a limit of its range for some observations.			NE		Algorithm converged.	NE	NE	NE		NE		Algorithm converged.	NE	NE
Reproductive system and breast disorders		4-5	112	22.6	0	0.0	125	25.1	0	0.0	NE			NE	NE	NE		NE	NE	NE	NE		NE	NE	NE	NE		NE		NE	NE	NE
Reproductive system and breast disorders	Female genital tract fistula	1-2	187	37.8	0	0.0	187	37.6	0	0.0	NE			NE	NE	NE		NE	NE	NE	NE		NE	NE	NE	NE	NE	NE		NE	NE	NE
Reproductive system and breast disorders	Female genital tract fistula	3	196	39.6	1	0.5	186	37.3	0	0.0		*	Quasi-complete separation of data points detected.				*	ERROR: The mean parameter is either invalid or at a limit of its range for some observations.			NE		Algorithm converged.	NE	NE	NE		NE		Algorithm converged.	NE	NE
Reproductive system and breast disorders	Female genital tract fistula	4-5	112	22.6	0	0.0	125	25.1	0	0.0	NE			NE	NE	NE		NE	NE	NE	NE		NE	NE	NE	NE		NE		NE	NE	NE
Reproductive system and breast disorders	Uterine pain	1-2	187	37.8	1	0.5	187	37.6	0	0.0		*	Quasi-complete separation of data points detected.				*	ERROR: The mean parameter is either invalid or at a limit of its range for some observations.			NE		Algorithm converged.	NE	NE	NE	NE	NE		Algorithm converged.	NE	NE
Reproductive system and breast disorders	Uterine pain	3	196	39.6	0	0.0	186	37.3	0	0.0	NE			NE	NE	NE		NE	NE	NE	NE		NE	NE	NE	NE		NE		NE	NE	NE
Reproductive system and breast disorders	Uterine pain	4-5	112	22.6	0	0.0	125	25.1	0	0.0	NE			NE	NE	NE		NE	NE	NE	NE		NE	NE	NE	NE		NE		NE	NE	NE
Respiratory, thoracic and mediastinal disorders		1-2	187	37.8	5	2.7	187	37.6	2	1.1	2.54		Convergence criterion (GCONV=1E-8) satisfied.	0.49	13.27	0.016		Algorithm converged.	-0.011	0.043	2.50		Algorithm converged.	0.49	12.72	0.2697	0.0080	0.40		Algorithm converged.	0.08	2.04
Respiratory, thoracic and mediastinal disorders		3	196	39.6	1	0.5	186	37.3	7	3.8	0.13		Convergence criterion (GCONV=1E-8) satisfied.	0.02	1.08	-0.033		Algorithm converged.	-0.062	-0.003	0.14		Algorithm converged.	0.02	1.09	0.0604		7.38		Algorithm converged.	0.92	59.38
Respiratory, thoracic and mediastinal disorders		4-5	112	22.6	8	7.1	125	25.1	3	2.4	3.13		Convergence criterion (GCONV=1E-8) satisfied.	0.81	12.09	0.047		Algorithm converged.	-0.007	0.102	2.98		Algorithm converged.	0.81	10.94	0.1007		0.34		Algorithm converged.	0.09	1.24
Respiratory, thoracic and mediastinal disorders	Acute respiratory failure	1-2	187	37.8	0	0.0	187	37.6	0	0.0	NE			NE	NE	NE		NE	NE	NE	NE		NE	NE	NE	NE	NE	NE		NE	NE	NE
Respiratory, thoracic and mediastinal disorders	Acute respiratory failure	3	196	39.6	0	0.0	186	37.3	1	0.5		*	Quasi-complete separation of data points detected.				*	ERROR: Error in computing the link function, its derivatives, or the variance function.			0.00		Algorithm converged.	0.00	NE	1.0000		>999.99		Algorithm converged.	0.00	NE
Respiratory, thoracic and mediastinal disorders	Acute respiratory failure	4-5	112	22.6	0	0.0	125	25.1	0	0.0	NE			NE	NE	NE		NE	NE	NE	NE		NE	NE	NE	NE		NE		NE	NE	NE
Respiratory, thoracic and mediastinal disorders	Chronic obstructive pulmonary disease	1-2	187	37.8	0	0.0	187	37.6	0	0.0	NE			NE	NE	NE		NE	NE	NE	NE		NE	NE	NE	NE	NE	NE		NE	NE	NE
Respiratory, thoracic and mediastinal disorders	Chronic obstructive pulmonary disease	3	196	39.6	0	0.0	186	37.3	0	0.0	NE			NE	NE	NE		NE	NE	NE	NE		NE	NE	NE	NE		NE		NE	NE	NE
Respiratory, thoracic and mediastinal disorders	Chronic obstructive pulmonary disease	4-5	112	22.6	0	0.0	125	25.1	1	0.8		*	Quasi-complete separation of data points detected.				*	WARNING: The relative Hessian convergence criterion of 16.316112867 is greater than the limit of 0.0001. The convergence is questionable.			0.00		Algorithm converged.	0.00	NE	0.9999		>999.99		Algorithm converged.	0.00	NE
Respiratory, thoracic and mediastinal disorders	Dyspnoea	1-2	187	37.8	1	0.5	187	37.6	0	0.0		*	Quasi-complete separation of data points detected.				*	WARNING: Negative of Hessian not positive definite.			NE		Algorithm converged.	NE	NE	NE	0.0934	NE		Algorithm converged.	NE	NE
Respiratory, thoracic and mediastinal disorders	Dyspnoea	3	196	39.6	0	0.0	186	37.3	2	1.1		*	Quasi-complete separation of data points detected.				*	ERROR: Error in computing the link function, its derivatives, or the variance function.			0.00		Algorithm converged.	0.00	NE	0.9999		>999.99		Algorithm converged.	0.00	NE
Respiratory, thoracic and mediastinal disorders	Dyspnoea	4-5	112	22.6	2	1.8	125	25.1	1	0.8	2.25		Convergence criterion (GCONV=1E-8) satisfied.	0.20	25.21	0.010		Algorithm converged.	-0.019	0.039	2.23		Algorithm converged.	0.21	24.28	0.5097		0.45		Algorithm converged.	0.04	4.87
Respiratory, thoracic and mediastinal disorders	Hypoxia	1-2	187	37.8	0	0.0	187	37.6	0	0.0	NE			NE	NE	NE		NE	NE	NE	NE		NE	NE	NE	NE	0.2383	NE		NE	NE	NE
Respiratory, thoracic and mediastinal disorders	Hypoxia	3	196	39.6	1	0.5	186	37.3	1	0.5	0.95		Convergence criterion (GCONV=1E-8) satisfied.	0.06	15.28	0.000		Algorithm converged.	-0.015	0.014	0.95		Algorithm converged.	0.06	15.06	0.9704		1.05		Algorithm converged.	0.07	16.72
Respiratory, thoracic and mediastinal disorders	Hypoxia	4-5	112	22.6	4	3.6	125	25.1	0	0.0		*	Quasi-complete separation of data points detected.				*	WARNING: Negative of Hessian not positive definite.			NE		Algorithm converged.	NE	NE	NE		NE		Algorithm converged.	NE	NE
Respiratory, thoracic and mediastinal disorders	Oropharyngeal pain	1-2	187	37.8	1	0.5	187	37.6	0	0.0		*	Quasi-complete separation of data points detected.				*	WARNING: Negative of Hessian not positive definite.			NE		Algorithm converged.	NE	NE	NE	NE	NE		Algorithm converged.	NE	NE
Respiratory, thoracic and mediastinal disorders	Oropharyngeal pain	3	196	39.6	0	0.0	186	37.3	1	0.5		*	Quasi-complete separation of data points detected.				*	ERROR: Error in computing the link function, its derivatives, or the variance function.			0.00		Algorithm converged.	0.00	NE	1.0000		>999.99		Algorithm converged.	0.00	NE
Respiratory, thoracic and mediastinal disorders	Oropharyngeal pain	4-5	112	22.6	0	0.0	125	25.1	0	0.0	NE			NE	NE	NE		NE	NE	NE	NE		NE	NE	NE	NE		NE		NE	NE	NE
Respiratory, thoracic and mediastinal disorders	Pleural effusion	1-2	187	37.8	0	0.0	187	37.6	0	0.0	NE			NE	NE	NE		NE	NE	NE	NE		NE	NE	NE	NE	NE	NE		NE	NE	NE
Respiratory, thoracic and mediastinal disorders	Pleural effusion	3	196	39.6	0	0.0	186	37.3	1	0.5		*	Quasi-complete separation of data points detected.				*	ERROR: Error in computing the link function, its derivatives, or the variance function.			0.00		Algorithm converged.	0.00	NE	1.0000		>999.99		Algorithm converged.	0.00	NE
Respiratory, thoracic and mediastinal disorders	Pleural effusion	4-5	112	22.6	0	0.0	125	25.1	0	0.0	NE			NE	NE	NE		NE	NE	NE	NE		NE	NE	NE	NE		NE		NE	NE	NE
Respiratory, thoracic and mediastinal disorders	Pneumonitis	1-2	187	37.8	1	0.5	187	37.6	1	0.5	1.00		Convergence criterion (GCONV=1E-8) satisfied.	0.06	16.11	0.000		Algorithm converged.	-0.015	0.015	1.00		Algorithm converged.	0.06	15.87	1.0000	0.6133	1.00		Algorithm converged.	0.06	15.87
Respiratory, thoracic and mediastinal disorders	Pneumonitis	3	196	39.6	0	0.0	186	37.3	0	0.0	NE			NE	NE	NE		NE	NE	NE	NE		NE	NE	NE	NE		NE		NE	NE	NE
Respiratory, thoracic and mediastinal disorders	Pneumonitis	4-5	112	22.6	0	0.0	125	25.1	1	0.8		*	Quasi-complete separation of data points detected.				*	WARNING: The relative Hessian convergence criterion of 16.316112867 is greater than the limit of 0.0001. The convergence is questionable.			0.00		Algorithm converged.	0.00	NE	0.9999		>999.99		Algorithm converged.	0.00	NE
Respiratory, thoracic and mediastinal disorders	Pulmonary embolism	1-2	187	37.8	1	0.5	187	37.6	1	0.5	1.00		Convergence criterion (GCONV=1E-8) satisfied.	0.06	16.11	0.000		Algorithm converged.	-0.015	0.015	1.00		Algorithm converged.	0.06	15.87	1.0000	0.1214	1.00		Algorithm converged.	0.06	15.87
Respiratory, thoracic and mediastinal disorders	Pulmonary embolism	3	196	39.6	0	0.0	186	37.3	1	0.5		*	Quasi-complete separation of data points detected.				*	ERROR: Error in computing the link function, its derivatives, or the variance function.			0.00		Algorithm converged.	0.00	NE	1.0000		>999.99		Algorithm converged.	0.00	NE
Respiratory, thoracic and mediastinal disorders	Pulmonary embolism	4-5	112	22.6	2	1.8	125	25.1	0	0.0		*	Quasi-complete separation of data points detected.				*	ERROR: Error in computing the link function, its derivatives, or the variance function.			NE		Algorithm converged.	NE	NE	NE		NE		Algorithm converged.	NE	NE
Respiratory, thoracic and mediastinal disorders	Pulmonary oedema	1-2	187	37.8	1	0.5	187	37.6	0	0.0		*	Quasi-complete separation of data points detected.				*	WARNING: Negative of Hessian not positive definite.			NE		Algorithm converged.	NE	NE	NE	NE	NE		Algorithm converged.	NE	NE
Respiratory, thoracic and mediastinal disorders	Pulmonary oedema	3	196	39.6	0	0.0	186	37.3	0	0.0	NE			NE	NE	NE		NE	NE	NE	NE		NE	NE	NE	NE		NE		NE	NE	NE
Respiratory, thoracic and mediastinal disorders	Pulmonary oedema	4-5	112	22.6	0	0.0	125	25.1	0	0.0	NE			NE	NE	NE		NE	NE	NE	NE		NE	NE	NE	NE		NE		NE	NE	NE
Respiratory, thoracic and mediastinal disorders	Tachypnoea	1-2	187	37.8	0	0.0	187	37.6	0	0.0	NE			NE	NE	NE		NE	NE	NE	NE		NE	NE	NE	NE	NE	NE		NE	NE	NE
Respiratory, thoracic and mediastinal disorders	Tachypnoea	3	196	39.6	0	0.0	186	37.3	1	0.5		*	Quasi-complete separation of data points detected.				*	ERROR: Error in computing the link function, its derivatives, or the variance function.			0.00		Algorithm converged.	0.00	NE	1.0000		>999.99		Algorithm converged.	0.00	NE
Respiratory, thoracic and mediastinal disorders	Tachypnoea	4-5	112	22.6	0	0.0	125	25.1	0	0.0	NE			NE	NE	NE		NE	NE	NE	NE		NE	NE	NE	NE		NE		NE	NE	NE
Skin and subcutaneous tissue disorders		1-2	187	37.8	4	2.1	187	37.6	4	2.1	1.00		Convergence criterion (GCONV=1E-8) satisfied.	0.25	4.06	0.000		Algorithm converged.	-0.029	0.029	1.00		Algorithm converged.	0.25	3.94	1.0000	0.1135	1.00		Algorithm converged.	0.25	3.94
Skin and subcutaneous tissue disorders		3	196	39.6	0	0.0	186	37.3	1	0.5		*	Quasi-complete separation of data points detected.				*	ERROR: Error in computing the link function, its derivatives, or the variance function.			0.00		Algorithm converged.	0.00	NE	1.0000		>999.99		Algorithm converged.	0.00	NE
Skin and subcutaneous tissue disorders		4-5	112	22.6	2	1.8	125	25.1	0	0.0		*	Quasi-complete separation of data points detected.				*	ERROR: The mean parameter is either invalid or at a limit of its range for some observations.			NE		Algorithm converged.	NE	NE	NE		NE		Algorithm converged.	NE	NE
Skin and subcutaneous tissue disorders	Alopecia	1-2	187	37.8	0	0.0	187	37.6	1	0.5		*	Quasi-complete separation of data points detected.				*	ERROR: Error in computing the link function, its derivatives, or the variance function.			0.00		Algorithm converged.	0.00	NE	0.9999	NE	>999.99		Algorithm converged.	0.00	NE
Skin and subcutaneous tissue disorders	Alopecia	3	196	39.6	0	0.0	186	37.3	0	0.0	NE			NE	NE	NE		NE	NE	NE	NE		NE	NE	NE	NE		NE		NE	NE	NE
Skin and subcutaneous tissue disorders	Alopecia	4-5	112	22.6	0	0.0	125	25.1	0	0.0	NE			NE	NE	NE		NE	NE	NE	NE		NE	NE	NE	NE		NE		NE	NE	NE
Skin and subcutaneous tissue disorders	Bullous haemorrhagic dermatosis	1-2	187	37.8	1	0.5	187	37.6	0	0.0		*	Quasi-complete separation of data points detected.				*	ERROR: The mean parameter is either invalid or at a limit of its range for some observations.			NE		Algorithm converged.	NE	NE	NE	NE	NE		Algorithm converged.	NE	NE
Skin and subcutaneous tissue disorders	Bullous haemorrhagic dermatosis	3	196	39.6	0	0.0	186	37.3	0	0.0	NE			NE	NE	NE		NE	NE	NE	NE		NE	NE	NE	NE		NE		NE	NE	NE
Skin and subcutaneous tissue disorders	Bullous haemorrhagic dermatosis	4-5	112	22.6	0	0.0	125	25.1	0	0.0	NE			NE	NE	NE		NE	NE	NE	NE		NE	NE	NE	NE		NE		NE	NE	NE
Skin and subcutaneous tissue disorders	Hyperhidrosis	1-2	187	37.8	0	0.0	187	37.6	0	0.0	NE			NE	NE	NE		NE	NE	NE	NE		NE	NE	NE	NE	NE	NE		NE	NE	NE
Skin and subcutaneous tissue disorders	Hyperhidrosis	3	196	39.6	0	0.0	186	37.3	1	0.5		*	Quasi-complete separation of data points detected.				*	ERROR: Error in computing the link function, its derivatives, or the variance function.			0.00		Algorithm converged.	0.00	NE	1.0000		>999.99		Algorithm converged.	0.00	NE
Skin and subcutaneous tissue disorders	Hyperhidrosis	4-5	112	22.6	0	0.0	125	25.1	0	0.0	NE			NE	NE	NE		NE	NE	NE	NE		NE	NE	NE	NE		NE		NE	NE	NE
Skin and subcutaneous tissue disorders	Nail discolouration	1-2	187	37.8	0	0.0	187	37.6	1	0.5		*	Quasi-complete separation of data points detected.				*	ERROR: Error in computing the link function, its derivatives, or the variance function.			0.00		Algorithm converged.	0.00	NE	0.9999	NE	>999.99		Algorithm converged.	0.00	NE
Skin and subcutaneous tissue disorders	Nail discolouration	3	196	39.6	0	0.0	186	37.3	0	0.0	NE			NE	NE	NE		NE	NE	NE	NE		NE	NE	NE	NE		NE		NE	NE	NE
Skin and subcutaneous tissue disorders	Nail discolouration	4-5	112	22.6	0	0.0	125	25.1	0	0.0	NE			NE	NE	NE		NE	NE	NE	NE		NE	NE	NE	NE		NE		NE	NE	NE
Skin and subcutaneous tissue disorders	Pruritus	1-2	187	37.8	0	0.0	187	37.6	1	0.5		*	Quasi-complete separation of data points detected.				*	ERROR: Error in computing the link function, its derivatives, or the variance function.			0.00		Algorithm converged.	0.00	NE	0.9999	NE	>999.99		Algorithm converged.	0.00	NE
Skin and subcutaneous tissue disorders	Pruritus	3	196	39.6	0	0.0	186	37.3	0	0.0	NE			NE	NE	NE		NE	NE	NE	NE		NE	NE	NE	NE		NE		NE	NE	NE
Skin and subcutaneous tissue disorders	Pruritus	4-5	112	22.6	0	0.0	125	25.1	0	0.0	NE			NE	NE	NE		NE	NE	NE	NE		NE	NE	NE	NE		NE		NE	NE	NE
Skin and subcutaneous tissue disorders	Psoriasis	1-2	187	37.8	0	0.0	187	37.6	0	0.0	NE			NE	NE	NE		NE	NE	NE	NE		NE	NE	NE	NE	NE	NE		NE	NE	NE
Skin and subcutaneous tissue disorders	Psoriasis	3	196	39.6	0	0.0	186	37.3	0	0.0	NE			NE	NE	NE		NE	NE	NE	NE		NE	NE	NE	NE		NE		NE	NE	NE
Skin and subcutaneous tissue disorders	Psoriasis	4-5	112	22.6	1	0.9	125	25.1	0	0.0		*	Quasi-complete separation of data points detected.				*	WARNING: The relative Hessian convergence criterion of 18.712481801 is greater than the limit of 0.0001. The convergence is questionable.			NE		Algorithm converged.	NE	NE	NE		NE		Algorithm converged.	NE	NE
Skin and subcutaneous tissue disorders	Rash	1-2	187	37.8	1	0.5	187	37.6	1	0.5	1.00		Convergence criterion (GCONV=1E-8) satisfied.	0.06	16.11	0.000		Algorithm converged.	-0.015	0.015	1.00		Algorithm converged.	0.06	15.87	1.0000	0.5698	1.00		Algorithm converged.	0.06	15.87
Skin and subcutaneous tissue disorders	Rash	3	196	39.6	0	0.0	186	37.3	0	0.0	NE			NE	NE	NE		NE	NE	NE	NE		NE	NE	NE	NE		NE		NE	NE	NE
Skin and subcutaneous tissue disorders	Rash	4-5	112	22.6	1	0.9	125	25.1	0	0.0		*	Quasi-complete separation of data points detected.				*	WARNING: The relative Hessian convergence criterion of 18.712481867 is greater than the limit of 0.0001. The convergence is questionable.			NE		Algorithm converged.	NE	NE	NE		NE		Algorithm converged.	NE	NE
Skin and subcutaneous tissue disorders	Rash maculo-papular	1-2	187	37.8	1	0.5	187	37.6	0	0.0		*	Quasi-complete separation of data points detected.				*	ERROR: The mean parameter is either invalid or at a limit of its range for some observations.			NE		Algorithm converged.	NE	NE	NE	NE	NE		Algorithm converged.	NE	NE
Skin and subcutaneous tissue disorders	Rash maculo-papular	3	196	39.6	0	0.0	186	37.3	0	0.0	NE			NE	NE	NE		NE	NE	NE	NE		NE	NE	NE	NE		NE		NE	NE	NE
Skin and subcutaneous tissue disorders	Rash maculo-papular	4-5	112	22.6	0	0.0	125	25.1	0	0.0	NE			NE	NE	NE		NE	NE	NE	NE		NE	NE	NE	NE		NE		NE	NE	NE
Skin and subcutaneous tissue disorders	Urticaria	1-2	187	37.8	1	0.5	187	37.6	1	0.5	1.00		Convergence criterion (GCONV=1E-8) satisfied.	0.06	16.11	0.000		Algorithm converged.	-0.015	0.015	1.00		Algorithm converged.	0.06	15.87	1.0000	NE	1.00		Algorithm converged.	0.06	15.87
Skin and subcutaneous tissue disorders	Urticaria	3	196	39.6	0	0.0	186	37.3	0	0.0	NE			NE	NE	NE		NE	NE	NE	NE		NE	NE	NE	NE		NE		NE	NE	NE
Skin and subcutaneous tissue disorders	Urticaria	4-5	112	22.6	0	0.0	125	25.1	0	0.0	NE			NE	NE	NE		NE	NE	NE	NE		NE	NE	NE	NE		NE		NE	NE	NE
Vascular disorders		1-2	187	37.8	7	3.7	187	37.6	6	3.2	1.17		Convergence criterion (GCONV=1E-8) satisfied.	0.39	3.56	0.005		Algorithm converged.	-0.032	0.042	1.17		Algorithm converged.	0.40	3.41	0.7780	0.3615	0.86		Algorithm converged.	0.29	2.50
Vascular disorders		3	196	39.6	7	3.6	186	37.3	5	2.7	1.34		Convergence criterion (GCONV=1E-8) satisfied.	0.42	4.30	0.009		Algorithm converged.	-0.026	0.044	1.33		Algorithm converged.	0.43	4.11	0.6222		0.75		Algorithm converged.	0.24	2.33
Vascular disorders		4-5	112	22.6	2	1.8	125	25.1	6	4.8	0.36		Convergence criterion (GCONV=1E-8) satisfied.	0.07	1.82	-0.030		Algorithm converged.	-0.075	0.015	0.37		Algorithm converged.	0.08	1.81	0.2199		2.69		Algorithm converged.	0.55	13.05
Vascular disorders	Deep vein thrombosis	1-2	187	37.8	0	0.0	187	37.6	0	0.0	NE			NE	NE	NE		NE	NE	NE	NE		NE	NE	NE	NE	NE	NE		NE	NE	NE
Vascular disorders	Deep vein thrombosis	3	196	39.6	1	0.5	186	37.3	1	0.5	0.95		Convergence criterion (GCONV=1E-8) satisfied.	0.06	15.28	0.000		Algorithm converged.	-0.015	0.014	0.95		Algorithm converged.	0.06	15.06	0.9704		1.05		Algorithm converged.	0.07	16.72
Vascular disorders	Deep vein thrombosis	4-5	112	22.6	0	0.0	125	25.1	0	0.0	NE			NE	NE	NE		NE	NE	NE	NE		NE	NE	NE	NE		NE		NE	NE	NE
Vascular disorders	Embolism	1-2	187	37.8	1	0.5	187	37.6	1	0.5	1.00		Convergence criterion (GCONV=1E-8) satisfied.	0.06	16.11	0.000		Algorithm converged.	-0.015	0.015	1.00		Algorithm converged.	0.06	15.87	1.0000	NE	1.00		Algorithm converged.	0.06	15.87
Vascular disorders	Embolism	3	196	39.6	0	0.0	186	37.3	0	0.0	NE			NE	NE	NE		NE	NE	NE	NE		NE	NE	NE	NE		NE		NE	NE	NE
Vascular disorders	Embolism	4-5	112	22.6	0	0.0	125	25.1	0	0.0	NE			NE	NE	NE		NE	NE	NE	NE		NE	NE	NE	NE		NE		NE	NE	NE
Vascular disorders	Hypertension	1-2	187	37.8	4	2.1	187	37.6	5	2.7	0.80		Convergence criterion (GCONV=1E-8) satisfied.	0.21	3.01	-0.005		Algorithm converged.	-0.036	0.026	0.80		Algorithm converged.	0.22	2.93	0.7364	0.7806	1.25		Algorithm converged.	0.34	4.58
Vascular disorders	Hypertension	3	196	39.6	3	1.5	186	37.3	3	1.6	0.95		Convergence criterion (GCONV=1E-8) satisfied.	0.19	4.76	-0.001		Algorithm converged.	-0.026	0.024	0.95		Algorithm converged.	0.19	4.64	0.9485		1.05		Algorithm converged.	0.22	5.16
Vascular disorders	Hypertension	4-5	112	22.6	2	1.8	125	25.1	5	4.0	0.44		Convergence criterion (GCONV=1E-8) satisfied.	0.08	2.30	-0.022		Algorithm converged.	-0.064	0.020	0.45		Algorithm converged.	0.09	2.26	0.3292		2.24		Algorithm converged.	0.44	11.32
Vascular disorders	Hypotension	1-2	187	37.8	0	0.0	187	37.6	0	0.0	NE			NE	NE	NE		NE	NE	NE	NE		NE	NE	NE	NE	NE	NE		NE	NE	NE
Vascular disorders	Hypotension	3	196	39.6	1	0.5	186	37.3	0	0.0		*	Quasi-complete separation of data points detected.				*	ERROR: The mean parameter is either invalid or at a limit of its range for some observations.			NE		Algorithm converged.	NE	NE	NE		NE		Algorithm converged.	NE	NE
Vascular disorders	Hypotension	4-5	112	22.6	0	0.0	125	25.1	1	0.8		*	Quasi-complete separation of data points detected.				*	WARNING: The relative Hessian convergence criterion of 16.316112867 is greater than the limit of 0.0001. The convergence is questionable.			0.00		Algorithm converged.	0.00	NE	0.9999		>999.99		Algorithm converged.	0.00	NE
Vascular disorders	Pallor	1-2	187	37.8	0	0.0	187	37.6	0	0.0	NE			NE	NE	NE		NE	NE	NE	NE		NE	NE	NE	NE	NE	NE		NE	NE	NE
Vascular disorders	Pallor	3	196	39.6	0	0.0	186	37.3	1	0.5		*	Quasi-complete separation of data points detected.				*	ERROR: Error in computing the link function, its derivatives, or the variance function.			0.00		Algorithm converged.	0.00	NE	1.0000		>999.99		Algorithm converged.	0.00	NE
Vascular disorders	Pallor	4-5	112	22.6	0	0.0	125	25.1	0	0.0	NE			NE	NE	NE		NE	NE	NE	NE		NE	NE	NE	NE		NE		NE	NE	NE
Vascular disorders	Peripheral coldness	1-2	187	37.8	0	0.0	187	37.6	0	0.0	NE			NE	NE	NE		NE	NE	NE	NE		NE	NE	NE	NE	NE	NE		NE	NE	NE
Vascular disorders	Peripheral coldness	3	196	39.6	0	0.0	186	37.3	1	0.5		*	Quasi-complete separation of data points detected.				*	ERROR: Error in computing the link function, its derivatives, or the variance function.			0.00		Algorithm converged.	0.00	NE	1.0000		>999.99		Algorithm converged.	0.00	NE
Vascular disorders	Peripheral coldness	4-5	112	22.6	0	0.0	125	25.1	0	0.0	NE			NE	NE	NE		NE	NE	NE	NE		NE	NE	NE	NE		NE		NE	NE	NE
Vascular disorders	Peripheral embolism	1-2	187	37.8	0	0.0	187	37.6	0	0.0	NE			NE	NE	NE		NE	NE	NE	NE		NE	NE	NE	NE	NE	NE		NE	NE	NE
Vascular disorders	Peripheral embolism	3	196	39.6	1	0.5	186	37.3	0	0.0		*	Quasi-complete separation of data points detected.				*	ERROR: The mean parameter is either invalid or at a limit of its range for some observations.			NE		Algorithm converged.	NE	NE	NE		NE		Algorithm converged.	NE	NE
Vascular disorders	Peripheral embolism	4-5	112	22.6	0	0.0	125	25.1	0	0.0	NE			NE	NE	NE		NE	NE	NE	NE		NE	NE	NE	NE		NE		NE	NE	NE
Vascular disorders	Peripheral ischaemia	1-2	187	37.8	0	0.0	187	37.6	0	0.0	NE			NE	NE	NE		NE	NE	NE	NE		NE	NE	NE	NE	NE	NE		NE	NE	NE
Vascular disorders	Peripheral ischaemia	3	196	39.6	0	0.0	186	37.3	0	0.0	NE			NE	NE	NE		NE	NE	NE	NE		NE	NE	NE	NE		NE		NE	NE	NE
Vascular disorders	Peripheral ischaemia	4-5	112	22.6	0	0.0	125	25.1	1	0.8		*	Quasi-complete separation of data points detected.				*	WARNING: The relative Hessian convergence criterion of 16.31611281 is greater than the limit of 0.0001. The convergence is questionable.			0.00		Algorithm converged.	0.00	NE	0.9999		>999.99		Algorithm converged.	0.00	NE
Vascular disorders	Systolic hypertension	1-2	187	37.8	0	0.0	187	37.6	0	0.0	NE			NE	NE	NE		NE	NE	NE	NE		NE	NE	NE	NE	NE	NE		NE	NE	NE
Vascular disorders	Systolic hypertension	3	196	39.6	1	0.5	186	37.3	0	0.0		*	Quasi-complete separation of data points detected.				*	ERROR: The mean parameter is either invalid or at a limit of its range for some observations.			NE		Algorithm converged.	NE	NE	NE		NE		Algorithm converged.	NE	NE
Vascular disorders	Systolic hypertension	4-5	112	22.6	0	0.0	125	25.1	0	0.0	NE			NE	NE	NE		NE	NE	NE	NE		NE	NE	NE	NE		NE		NE	NE	NE
Vascular disorders	Thrombosis	1-2	187	37.8	1	0.5	187	37.6	0	0.0		*	Quasi-complete separation of data points detected.				*	WARNING: Negative of Hessian not positive definite.			NE		Algorithm converged.	NE	NE	NE	NE	NE		Algorithm converged.	NE	NE
Vascular disorders	Thrombosis	3	196	39.6	0	0.0	186	37.3	0	0.0	NE			NE	NE	NE		NE	NE	NE	NE		NE	NE	NE	NE		NE		NE	NE	NE
Vascular disorders	Thrombosis	4-5	112	22.6	0	0.0	125	25.1	0	0.0	NE			NE	NE	NE		NE	NE	NE	NE		NE	NE	NE	NE		NE		NE	NE	NE
Vascular disorders	Venous thrombosis	1-2	187	37.8	1	0.5	187	37.6	0	0.0		*	Quasi-complete separation of data points detected.				*	WARNING: Negative of Hessian not positive definite.			NE		Algorithm converged.	NE	NE	NE	NE	NE		Algorithm converged.	NE	NE
Vascular disorders	Venous thrombosis	3	196	39.6	0	0.0	186	37.3	0	0.0	NE			NE	NE	NE		NE	NE	NE	NE		NE	NE	NE	NE		NE		NE	NE	NE
Vascular disorders	Venous thrombosis	4-5	112	22.6	0	0.0	125	25.1	0	0.0	NE			NE	NE	NE		NE	NE	NE	NE		NE	NE	NE	NE		NE		NE	NE	NE

Includes treatment-emergent AEs during AE reporting period only, which is defined as new or worsening AE from the first dose of any study drug through 90 days after the last dose of any study drug or prior to NALT, whichever is earlier.
Only AEs of highest severity are counted.
Test for interaction based on RR (Log-binomial regression)
* indicates convergence problem. Result is uninterpretable.
Clinical cut-off: 15JUN2022

Program: root/clinical_studies/RO5541077/CDPT7884/GO39942/data_analysis/ACE_FINAL_OS/prod/program/t_ae_raw_soc.sas
Output: root/clinical_studies/RO5541077/CDPT7884/GO39942/data_analysis/ACE_FINAL_OS/prod/output/t_ae_raw_soc_sg2_WGR3AE_SE_POOLED_15JUN2022_39942.xls
08FEB2023 18:19

POPULATION: Global and China Extension Population, Safety-Evaluable Population
ENDPOINT: AEs Grade 3
MODEL: Unstratified analysis
STUDY: GO39942
Dichotomous Analysis by Subgroups (Safety)

Geographic region

			Polatuzumab Vedotin + R-CHP (N=495)				R-CHOP (N=498)				Polatuzumab Vedotin + R-CHP vs. R-CHOP																	R-CHOP vs. Polatuzumab Vedotin + R-CHP				
			Patients		Patients with Event		Patients		Patients with Event		Odds Ratio					Absolute Risk Difference					Relative Risk							Relative Risk				
MedDRA System Organ Class	MedDRA Preferred Term	Level	n	%	n	%	n	%	n	%	Odds Ratio		Convergence Reason	95% Lower CL	95% Upper CL	Absolute Risk		Convergence Reason	95% Lower CL	95% Upper CL	Relative Risk		Convergence Reason	95% Lower CL	95% Upper CL	p-value (Wald)	Interaction Test p-value (likelihood ratio)	Relative Risk		Convergence Reason	95% Lower CL	95% Upper CL
Blood and lymphatic system disorders		Western Europe/United States/Canada/Australia	298	60.2	66	22.1	300	60.2	47	15.7	1.53		Convergence criterion (GCONV=1E-8) satisfied.	1.01	2.32	0.065		Algorithm converged.	0.002	0.127	1.41		Algorithm converged.	1.01	1.98	0.0447	0.0415	0.71		Algorithm converged.	0.50	0.99
Blood and lymphatic system disorders		Asia	140	28.3	15	10.7	139	27.9	25	18.0	0.55		Convergence criterion (GCONV=1E-8) satisfied.	0.27	1.09	-0.073		Algorithm converged.	-0.155	0.009	0.60		Algorithm converged.	0.33	1.08	0.0882		1.68		Algorithm converged.	0.93	3.05
Blood and lymphatic system disorders		Rest of World	57	11.5	8	14.0	59	11.8	7	11.9	1.21		Convergence criterion (GCONV=1E-8) satisfied.	0.41	3.60	0.022		Algorithm converged.	-0.101	0.144	1.18		Algorithm converged.	0.46	3.05	0.7280		0.85		Algorithm converged.	0.33	2.18
Blood and lymphatic system disorders	Anaemia	Western Europe/United States/Canada/Australia	298	60.2	35	11.7	300	60.2	22	7.3	1.68		Convergence criterion (GCONV=1E-8) satisfied.	0.96	2.94	0.044		Algorithm converged.	-0.003	0.091	1.60		Algorithm converged.	0.96	2.66	0.0695	0.0849	0.62		Algorithm converged.	0.38	1.04
Blood and lymphatic system disorders	Anaemia	Asia	140	28.3	11	7.9	139	27.9	18	12.9	0.57		Convergence criterion (GCONV=1E-8) satisfied.	0.26	1.26	-0.051		Algorithm converged.	-0.122	0.021	0.61		Algorithm converged.	0.30	1.24	0.1693		1.65		Algorithm converged.	0.81	3.36
Blood and lymphatic system disorders	Anaemia	Rest of World	57	11.5	7	12.3	59	11.8	7	11.9	1.04		Convergence criterion (GCONV=1E-8) satisfied.	0.34	3.18	0.004		Algorithm converged.	-0.114	0.123	1.04		Algorithm converged.	0.39	2.76	0.9451		0.97		Algorithm converged.	0.36	2.58
Blood and lymphatic system disorders	Febrile bone marrow aplasia	Western Europe/United States/Canada/Australia	298	60.2	1	0.3	300	60.2	1	0.3	1.01		Convergence criterion (GCONV=1E-8) satisfied.	0.06	16.17	0.000		Algorithm converged.	-0.009	0.009	1.01		Algorithm converged.	0.06	16.02	0.9962	1.0000	0.99		Algorithm converged.	0.06	15.81
Blood and lymphatic system disorders	Febrile bone marrow aplasia	Asia	140	28.3	0	0.0	139	27.9	0	0.0	NE			NE	NE	NE		NE	NE	NE	NE		NE	NE	NE	NE		NE		NE	NE	NE
Blood and lymphatic system disorders	Febrile bone marrow aplasia	Rest of World	57	11.5	0	0.0	59	11.8	0	0.0	NE			NE	NE	NE		NE	NE	NE	NE		NE	NE	NE	NE		NE		NE	NE	NE
Blood and lymphatic system disorders	Febrile neutropenia	Western Europe/United States/Canada/Australia	298	60.2	28	9.4	300	60.2	12	4.0	2.49		Convergence criterion (GCONV=1E-8) satisfied.	1.24	4.99	0.054		Algorithm converged.	0.014	0.094	2.35		Algorithm converged.	1.22	4.53	0.0108	0.1227	0.43		Algorithm converged.	0.22	0.82
Blood and lymphatic system disorders	Febrile neutropenia	Asia	140	28.3	12	8.6	139	27.9	13	9.4	0.91		Convergence criterion (GCONV=1E-8) satisfied.	0.40	2.07	-0.008		Algorithm converged.	-0.075	0.059	0.92		Algorithm converged.	0.43	1.94	0.8194		1.09		Algorithm converged.	0.52	2.31
Blood and lymphatic system disorders	Febrile neutropenia	Rest of World	57	11.5	6	10.5	59	11.8	2	3.4	3.35		Convergence criterion (GCONV=1E-8) satisfied.	0.65	17.36	0.071		Algorithm converged.	-0.021	0.163	3.11		Algorithm converged.	0.65	14.75	0.1541		0.32		Algorithm converged.	0.07	1.53
Blood and lymphatic system disorders	Hypofibrinogenaemia	Western Europe/United States/Canada/Australia	298	60.2	0	0.0	300	60.2	1	0.3		*	Quasi-complete separation of data points detected.				*	ERROR: The mean parameter is either invalid or at a limit of its range for some observations.			0.00		Algorithm converged.	0.00	NE	0.9999	NE	>999.99		Algorithm converged.	0.00	NE
Blood and lymphatic system disorders	Hypofibrinogenaemia	Asia	140	28.3	0	0.0	139	27.9	0	0.0	NE			NE	NE	NE		NE	NE	NE	NE		NE	NE	NE	NE		NE		NE	NE	NE
Blood and lymphatic system disorders	Hypofibrinogenaemia	Rest of World	57	11.5	0	0.0	59	11.8	0	0.0	NE			NE	NE	NE		NE	NE	NE	NE		NE	NE	NE	NE		NE		NE	NE	NE
Blood and lymphatic system disorders	Leukopenia	Western Europe/United States/Canada/Australia	298	60.2	2	0.7	300	60.2	6	2.0	0.33		Convergence criterion (GCONV=1E-8) satisfied.	0.07	1.65	-0.013		Algorithm converged.	-0.032	0.005	0.34		Algorithm converged.	0.07	1.65	0.1789	0.2813	2.98		Algorithm converged.	0.61	14.65
Blood and lymphatic system disorders	Leukopenia	Asia	140	28.3	8	5.7	139	27.9	14	10.1	0.54		Convergence criterion (GCONV=1E-8) satisfied.	0.22	1.33	-0.044		Algorithm converged.	-0.107	0.020	0.57		Algorithm converged.	0.25	1.31	0.1841		1.76		Algorithm converged.	0.76	4.07
Blood and lymphatic system disorders	Leukopenia	Rest of World	57	11.5	1	1.8	59	11.8	0	0.0		*	Quasi-complete separation of data points detected.				*	WARNING: The relative Hessian convergence criterion of 10.998844954 is greater than the limit of 0.0001. The convergence is questionable.			NE		Algorithm converged.	NE	NE	NE		NE		Algorithm converged.	NE	NE
Blood and lymphatic system disorders	Lymphopenia	Western Europe/United States/Canada/Australia	298	60.2	3	1.0	300	60.2	6	2.0	0.50		Convergence criterion (GCONV=1E-8) satisfied.	0.12	2.01	-0.010		Algorithm converged.	-0.029	0.010	0.50		Algorithm converged.	0.13	1.99	0.3284	0.3707	1.99		Algorithm converged.	0.50	7.87
Blood and lymphatic system disorders	Lymphopenia	Asia	140	28.3	3	2.1	139	27.9	1	0.7	3.02		Convergence criterion (GCONV=1E-8) satisfied.	0.31	29.40	0.014		Algorithm converged.	-0.014	0.042	2.98		Algorithm converged.	0.31	28.29	0.3419		0.34		Algorithm converged.	0.04	3.19
Blood and lymphatic system disorders	Lymphopenia	Rest of World	57	11.5	0	0.0	59	11.8	0	0.0	NE			NE	NE	NE		NE	NE	NE	NE		NE	NE	NE	NE		NE		NE	NE	NE
Blood and lymphatic system disorders	Myelosuppression	Western Europe/United States/Canada/Australia	298	60.2	0	0.0	300	60.2	0	0.0	NE			NE	NE	NE		NE	NE	NE	NE		NE	NE	NE	NE	NE	NE		NE	NE	NE
Blood and lymphatic system disorders	Myelosuppression	Asia	140	28.3	1	0.7	139	27.9	1	0.7	0.99		Convergence criterion (GCONV=1E-8) satisfied.	0.06	16.03	0.000		Algorithm converged.	-0.020	0.020	0.99		Algorithm converged.	0.06	15.72	0.9959		1.01		Algorithm converged.	0.06	15.94
Blood and lymphatic system disorders	Myelosuppression	Rest of World	57	11.5	0	0.0	59	11.8	0	0.0	NE			NE	NE	NE		NE	NE	NE	NE		NE	NE	NE	NE		NE		NE	NE	NE
Blood and lymphatic system disorders	Neutropenia	Western Europe/United States/Canada/Australia	298	60.2	28	9.4	300	60.2	30	10.0	0.93		Convergence criterion (GCONV=1E-8) satisfied.	0.54	1.60	-0.006		Algorithm converged.	-0.053	0.041	0.94		Algorithm converged.	0.58	1.53	0.8030	0.9209	1.06		Algorithm converged.	0.65	1.74
Blood and lymphatic system disorders	Neutropenia	Asia	140	28.3	7	5.0	139	27.9	9	6.5	0.76		Convergence criterion (GCONV=1E-8) satisfied.	0.28	2.10	-0.015		Algorithm converged.	-0.069	0.040	0.77		Algorithm converged.	0.30	2.02	0.5975		1.29		Algorithm converged.	0.50	3.38
Blood and lymphatic system disorders	Neutropenia	Rest of World	57	11.5	4	7.0	59	11.8	4	6.8	1.04		Convergence criterion (GCONV=1E-8) satisfied.	0.25	4.36	0.002		Algorithm converged.	-0.090	0.095	1.04		Algorithm converged.	0.27	3.94	0.9597		0.97		Algorithm converged.	0.25	3.68
Blood and lymphatic system disorders	Pancytopenia	Western Europe/United States/Canada/Australia	298	60.2	1	0.3	300	60.2	0	0.0		*	Quasi-complete separation of data points detected.				*	WARNING: The relative Hessian convergence criterion of 44.806790292 is greater than the limit of 0.0001. The convergence is questionable.			NE		Algorithm converged.	NE	NE	NE	NE	NE		Algorithm converged.	NE	NE
Blood and lymphatic system disorders	Pancytopenia	Asia	140	28.3	0	0.0	139	27.9	0	0.0	NE			NE	NE	NE		NE	NE	NE	NE		NE	NE	NE	NE		NE		NE	NE	NE
Blood and lymphatic system disorders	Pancytopenia	Rest of World	57	11.5	0	0.0	59	11.8	0	0.0	NE			NE	NE	NE		NE	NE	NE	NE		NE	NE	NE	NE		NE		NE	NE	NE
Blood and lymphatic system disorders	Thrombocytopenia	Western Europe/United States/Canada/Australia	298	60.2	4	1.3	300	60.2	6	2.0	0.67		Convergence criterion (GCONV=1E-8) satisfied.	0.19	2.39	-0.007		Algorithm converged.	-0.027	0.014	0.67		Algorithm converged.	0.19	2.35	0.5334	0.9086	1.49		Algorithm converged.	0.42	5.23
Blood and lymphatic system disorders	Thrombocytopenia	Asia	140	28.3	2	1.4	139	27.9	2	1.4	0.99		Convergence criterion (GCONV=1E-8) satisfied.	0.14	7.15	0.000		Algorithm converged.	-0.028	0.028	0.99		Algorithm converged.	0.14	6.95	0.9942		1.01		Algorithm converged.	0.14	7.05
Blood and lymphatic system disorders	Thrombocytopenia	Rest of World	57	11.5	1	1.8	59	11.8	2	3.4	0.51		Convergence criterion (GCONV=1E-8) satisfied.	0.04	5.77	-0.016		Algorithm converged.	-0.074	0.041	0.52		Algorithm converged.	0.05	5.55	0.5864		1.93		Algorithm converged.	0.18	20.73
Cardiac disorders		Western Europe/United States/Canada/Australia	298	60.2	5	1.7	300	60.2	3	1.0	1.69		Convergence criterion (GCONV=1E-8) satisfied.	0.40	7.13	0.007		Algorithm converged.	-0.012	0.025	1.68		Algorithm converged.	0.40	6.96	0.4758	0.3268	0.60		Algorithm converged.	0.14	2.47
Cardiac disorders		Asia	140	28.3	1	0.7	139	27.9	2	1.4	0.49		Convergence criterion (GCONV=1E-8) satisfied.	0.04	5.50	-0.007		Algorithm converged.	-0.031	0.017	0.50		Algorithm converged.	0.05	5.41	0.5656		2.01		Algorithm converged.	0.18	21.96
Cardiac disorders		Rest of World	57	11.5	0	0.0	59	11.8	1	1.7		*	Quasi-complete separation of data points detected.				*	WARNING: The relative Hessian convergence criterion of 10.540168601 is greater than the limit of 0.0001. The convergence is questionable.			0.00		Algorithm converged.	0.00	NE	0.9999		>999.99		Algorithm converged.	0.00	NE
Cardiac disorders	Atrial fibrillation	Western Europe/United States/Canada/Australia	298	60.2	1	0.3	300	60.2	0	0.0		*	Quasi-complete separation of data points detected.				*	WARNING: Negative of Hessian not positive definite.			NE		Algorithm converged.	NE	NE	NE	NE	NE		Algorithm converged.	NE	NE
Cardiac disorders	Atrial fibrillation	Asia	140	28.3	0	0.0	139	27.9	1	0.7		*	Quasi-complete separation of data points detected.				*	WARNING: The relative Hessian convergence criterion of 19.480043432 is greater than the limit of 0.0001. The convergence is questionable.			0.00		Algorithm converged.	0.00	NE	0.9999		>999.99		Algorithm converged.	0.00	NE
Cardiac disorders	Atrial fibrillation	Rest of World	57	11.5	0	0.0	59	11.8	0	0.0	NE			NE	NE	NE		NE	NE	NE	NE		NE	NE	NE	NE		NE		NE	NE	NE
Cardiac disorders	Cardiac failure congestive	Western Europe/United States/Canada/Australia	298	60.2	0	0.0	300	60.2	2	0.7		*	Quasi-complete separation of data points detected.				*	ERROR: The mean parameter is either invalid or at a limit of its range for some observations.			0.00		Algorithm converged.	0.00	NE	0.9999	NE	>999.99		Algorithm converged.	0.00	NE
Cardiac disorders	Cardiac failure congestive	Asia	140	28.3	0	0.0	139	27.9	0	0.0	NE			NE	NE	NE		NE	NE	NE	NE		NE	NE	NE	NE		NE		NE	NE	NE
Cardiac disorders	Cardiac failure congestive	Rest of World	57	11.5	0	0.0	59	11.8	0	0.0	NE			NE	NE	NE		NE	NE	NE	NE		NE	NE	NE	NE		NE		NE	NE	NE
Cardiac disorders	Cardiopulmonary failure	Western Europe/United States/Canada/Australia	298	60.2	1	0.3	300	60.2	0	0.0		*	Quasi-complete separation of data points detected.				*	WARNING: The relative Hessian convergence criterion of 44.806790292 is greater than the limit of 0.0001. The convergence is questionable.			NE		Algorithm converged.	NE	NE	NE	NE	NE		Algorithm converged.	NE	NE
Cardiac disorders	Cardiopulmonary failure	Asia	140	28.3	0	0.0	139	27.9	0	0.0	NE			NE	NE	NE		NE	NE	NE	NE		NE	NE	NE	NE		NE		NE	NE	NE
Cardiac disorders	Cardiopulmonary failure	Rest of World	57	11.5	0	0.0	59	11.8	0	0.0	NE			NE	NE	NE		NE	NE	NE	NE		NE	NE	NE	NE		NE		NE	NE	NE
Cardiac disorders	Left ventricular dysfunction	Western Europe/United States/Canada/Australia	298	60.2	1	0.3	300	60.2	1	0.3	1.01		Convergence criterion (GCONV=1E-8) satisfied.	0.06	16.17	0.000		Algorithm converged.	-0.009	0.009	1.01		Algorithm converged.	0.06	16.02	0.9962	1.0000	0.99		Algorithm converged.	0.06	15.81
Cardiac disorders	Left ventricular dysfunction	Asia	140	28.3	0	0.0	139	27.9	0	0.0	NE			NE	NE	NE		NE	NE	NE	NE		NE	NE	NE	NE		NE		NE	NE	NE
Cardiac disorders	Left ventricular dysfunction	Rest of World	57	11.5	0	0.0	59	11.8	0	0.0	NE			NE	NE	NE		NE	NE	NE	NE		NE	NE	NE	NE		NE		NE	NE	NE
Cardiac disorders	Myocardial infarction	Western Europe/United States/Canada/Australia	298	60.2	1	0.3	300	60.2	0	0.0		*	Quasi-complete separation of data points detected.				*	WARNING: Negative of Hessian not positive definite.			NE		Algorithm converged.	NE	NE	NE	NE	NE		Algorithm converged.	NE	NE
Cardiac disorders	Myocardial infarction	Asia	140	28.3	0	0.0	139	27.9	0	0.0	NE			NE	NE	NE		NE	NE	NE	NE		NE	NE	NE	NE		NE		NE	NE	NE
Cardiac disorders	Myocardial infarction	Rest of World	57	11.5	0	0.0	59	11.8	0	0.0	NE			NE	NE	NE		NE	NE	NE	NE		NE	NE	NE	NE		NE		NE	NE	NE
Cardiac disorders	Sinus bradycardia	Western Europe/United States/Canada/Australia	298	60.2	0	0.0	300	60.2	0	0.0	NE			NE	NE	NE		NE	NE	NE	NE		NE	NE	NE	NE	NE	NE		NE	NE	NE
Cardiac disorders	Sinus bradycardia	Asia	140	28.3	0	0.0	139	27.9	1	0.7		*	Quasi-complete separation of data points detected.				*	WARNING: The relative Hessian convergence criterion of 19.480043432 is greater than the limit of 0.0001. The convergence is questionable.			0.00		Algorithm converged.	0.00	NE	0.9999		>999.99		Algorithm converged.	0.00	NE
Cardiac disorders	Sinus bradycardia	Rest of World	57	11.5	0	0.0	59	11.8	0	0.0	NE			NE	NE	NE		NE	NE	NE	NE		NE	NE	NE	NE		NE		NE	NE	NE
Cardiac disorders	Sinus tachycardia	Western Europe/United States/Canada/Australia	298	60.2	1	0.3	300	60.2	1	0.3	1.01		Convergence criterion (GCONV=1E-8) satisfied.	0.06	16.17	0.000		Algorithm converged.	-0.009	0.009	1.01		Algorithm converged.	0.06	16.02	0.9962	NE	0.99		Algorithm converged.	0.06	15.81
Cardiac disorders	Sinus tachycardia	Asia	140	28.3	1	0.7	139	27.9	0	0.0		*	Quasi-complete separation of data points detected.				*	ERROR: Error in computing the link function, its derivatives, or the variance function.			NE		Algorithm converged.	NE	NE	NE		NE		Algorithm converged.	NE	NE
Cardiac disorders	Sinus tachycardia	Rest of World	57	11.5	0	0.0	59	11.8	0	0.0	NE			NE	NE	NE		NE	NE	NE	NE		NE	NE	NE	NE		NE		NE	NE	NE
Cardiac disorders	Tachycardia	Western Europe/United States/Canada/Australia	298	60.2	0	0.0	300	60.2	0	0.0	NE			NE	NE	NE		NE	NE	NE	NE		NE	NE	NE	NE	NE	NE		NE	NE	NE
Cardiac disorders	Tachycardia	Asia	140	28.3	0	0.0	139	27.9	1	0.7		*	Quasi-complete separation of data points detected.				*	WARNING: The relative Hessian convergence criterion of 19.480043432 is greater than the limit of 0.0001. The convergence is questionable.			0.00		Algorithm converged.	0.00	NE	0.9999		>999.99		Algorithm converged.	0.00	NE
Cardiac disorders	Tachycardia	Rest of World	57	11.5	0	0.0	59	11.8	1	1.7		*	Quasi-complete separation of data points detected.				*	WARNING: The relative Hessian convergence criterion of 10.540168601 is greater than the limit of 0.0001. The convergence is questionable.			0.00		Algorithm converged.	0.00	NE	0.9999		>999.99		Algorithm converged.	0.00	NE
Congenital, familial and genetic disorders		Western Europe/United States/Canada/Australia	298	60.2	1	0.3	300	60.2	0	0.0		*	Quasi-complete separation of data points detected.				*	WARNING: Negative of Hessian not positive definite.			NE		Algorithm converged.	NE	NE	NE	NE	NE		Algorithm converged.	NE	NE
Congenital, familial and genetic disorders		Asia	140	28.3	0	0.0	139	27.9	0	0.0	NE			NE	NE	NE		NE	NE	NE	NE		NE	NE	NE	NE		NE		NE	NE	NE
Congenital, familial and genetic disorders		Rest of World	57	11.5	0	0.0	59	11.8	0	0.0	NE			NE	NE	NE		NE	NE	NE	NE		NE	NE	NE	NE		NE		NE	NE	NE
Congenital, familial and genetic disorders	Pyloric stenosis	Western Europe/United States/Canada/Australia	298	60.2	1	0.3	300	60.2	0	0.0		*	Quasi-complete separation of data points detected.				*	WARNING: Negative of Hessian not positive definite.			NE		Algorithm converged.	NE	NE	NE	NE	NE		Algorithm converged.	NE	NE
Congenital, familial and genetic disorders	Pyloric stenosis	Asia	140	28.3	0	0.0	139	27.9	0	0.0	NE			NE	NE	NE		NE	NE	NE	NE		NE	NE	NE	NE		NE		NE	NE	NE
Congenital, familial and genetic disorders	Pyloric stenosis	Rest of World	57	11.5	0	0.0	59	11.8	0	0.0	NE			NE	NE	NE		NE	NE	NE	NE		NE	NE	NE	NE		NE		NE	NE	NE
Ear and labyrinth disorders		Western Europe/United States/Canada/Australia	298	60.2	0	0.0	300	60.2	1	0.3		*	Quasi-complete separation of data points detected.				*	ERROR: The mean parameter is either invalid or at a limit of its range for some observations.			0.00		Algorithm converged.	0.00	NE	0.9999	NE	>999.99		Algorithm converged.	0.00	NE
Ear and labyrinth disorders		Asia	140	28.3	0	0.0	139	27.9	0	0.0	NE			NE	NE	NE		NE	NE	NE	NE		NE	NE	NE	NE		NE		NE	NE	NE
Ear and labyrinth disorders		Rest of World	57	11.5	0	0.0	59	11.8	0	0.0	NE			NE	NE	NE		NE	NE	NE	NE		NE	NE	NE	NE		NE		NE	NE	NE
Ear and labyrinth disorders	Hypoacusis	Western Europe/United States/Canada/Australia	298	60.2	0	0.0	300	60.2	1	0.3		*	Quasi-complete separation of data points detected.				*	ERROR: The mean parameter is either invalid or at a limit of its range for some observations.			0.00		Algorithm converged.	0.00	NE	0.9999	NE	>999.99		Algorithm converged.	0.00	NE
Ear and labyrinth disorders	Hypoacusis	Asia	140	28.3	0	0.0	139	27.9	0	0.0	NE			NE	NE	NE		NE	NE	NE	NE		NE	NE	NE	NE		NE		NE	NE	NE
Ear and labyrinth disorders	Hypoacusis	Rest of World	57	11.5	0	0.0	59	11.8	0	0.0	NE			NE	NE	NE		NE	NE	NE	NE		NE	NE	NE	NE		NE		NE	NE	NE
Eye disorders		Western Europe/United States/Canada/Australia	298	60.2	1	0.3	300	60.2	0	0.0		*	Quasi-complete separation of data points detected.				*	WARNING: Negative of Hessian not positive definite.			NE		Algorithm converged.	NE	NE	NE	NE	NE		Algorithm converged.	NE	NE
Eye disorders		Asia	140	28.3	2	1.4	139	27.9	0	0.0		*	Quasi-complete separation of data points detected.				*	ERROR: The mean parameter is either invalid or at a limit of its range for some observations.			NE		Algorithm converged.	NE	NE	NE		NE		Algorithm converged.	NE	NE
Eye disorders		Rest of World	57	11.5	0	0.0	59	11.8	0	0.0	NE			NE	NE	NE		NE	NE	NE	NE		NE	NE	NE	NE		NE		NE	NE	NE
Eye disorders	Angle closure glaucoma	Western Europe/United States/Canada/Australia	298	60.2	1	0.3	300	60.2	0	0.0		*	Quasi-complete separation of data points detected.				*	WARNING: Negative of Hessian not positive definite.			NE		Algorithm converged.	NE	NE	NE	NE	NE		Algorithm converged.	NE	NE
Eye disorders	Angle closure glaucoma	Asia	140	28.3	0	0.0	139	27.9	0	0.0	NE			NE	NE	NE		NE	NE	NE	NE		NE	NE	NE	NE		NE		NE	NE	NE
Eye disorders	Angle closure glaucoma	Rest of World	57	11.5	0	0.0	59	11.8	0	0.0	NE			NE	NE	NE		NE	NE	NE	NE		NE	NE	NE	NE		NE		NE	NE	NE
Eye disorders	Cataract	Western Europe/United States/Canada/Australia	298	60.2	0	0.0	300	60.2	0	0.0	NE			NE	NE	NE		NE	NE	NE	NE		NE	NE	NE	NE	NE	NE		NE	NE	NE
Eye disorders	Cataract	Asia	140	28.3	1	0.7	139	27.9	0	0.0		*	Quasi-complete separation of data points detected.				*	WARNING: Negative of Hessian not positive definite.			NE		Algorithm converged.	NE	NE	NE		NE		Algorithm converged.	NE	NE
Eye disorders	Cataract	Rest of World	57	11.5	0	0.0	59	11.8	0	0.0	NE			NE	NE	NE		NE	NE	NE	NE		NE	NE	NE	NE		NE		NE	NE	NE
Eye disorders	Rhegmatogenous retinal detachment	Western Europe/United States/Canada/Australia	298	60.2	0	0.0	300	60.2	0	0.0	NE			NE	NE	NE		NE	NE	NE	NE		NE	NE	NE	NE	NE	NE		NE	NE	NE
Eye disorders	Rhegmatogenous retinal detachment	Asia	140	28.3	1	0.7	139	27.9	0	0.0		*	Quasi-complete separation of data points detected.				*	WARNING: Negative of Hessian not positive definite.			NE		Algorithm converged.	NE	NE	NE		NE		Algorithm converged.	NE	NE
Eye disorders	Rhegmatogenous retinal detachment	Rest of World	57	11.5	0	0.0	59	11.8	0	0.0	NE			NE	NE	NE		NE	NE	NE	NE		NE	NE	NE	NE		NE		NE	NE	NE
Gastrointestinal disorders		Western Europe/United States/Canada/Australia	298	60.2	25	8.4	300	60.2	22	7.3	1.16		Convergence criterion (GCONV=1E-8) satisfied.	0.64	2.10	0.011		Algorithm converged.	-0.033	0.054	1.14		Algorithm converged.	0.66	1.98	0.6317	0.3094	0.87		Algorithm converged.	0.50	1.52
Gastrointestinal disorders		Asia	140	28.3	8	5.7	139	27.9	7	5.0	1.14		Convergence criterion (GCONV=1E-8) satisfied.	0.40	3.24	0.007		Algorithm converged.	-0.046	0.060	1.13		Algorithm converged.	0.42	3.04	0.8018		0.88		Algorithm converged.	0.33	2.36
Gastrointestinal disorders		Rest of World	57	11.5	7	12.3	59	11.8	2	3.4	3.99		Convergence criterion (GCONV=1E-8) satisfied.	0.79	20.10	0.089		Algorithm converged.	-0.008	0.186	3.62		Algorithm converged.	0.79	16.71	0.0989		0.28		Algorithm converged.	0.06	1.27
Gastrointestinal disorders	Abdominal distension	Western Europe/United States/Canada/Australia	298	60.2	0	0.0	300	60.2	1	0.3		*	Quasi-complete separation of data points detected.				*	ERROR: The mean parameter is either invalid or at a limit of its range for some observations.			0.00		Algorithm converged.	0.00	NE	0.9999	NE	>999.99		Algorithm converged.	0.00	NE
Gastrointestinal disorders	Abdominal distension	Asia	140	28.3	0	0.0	139	27.9	0	0.0	NE			NE	NE	NE		NE	NE	NE	NE		NE	NE	NE	NE		NE		NE	NE	NE
Gastrointestinal disorders	Abdominal distension	Rest of World	57	11.5	0	0.0	59	11.8	0	0.0	NE			NE	NE	NE		NE	NE	NE	NE		NE	NE	NE	NE		NE		NE	NE	NE
Gastrointestinal disorders	Abdominal pain	Western Europe/United States/Canada/Australia	298	60.2	3	1.0	300	60.2	6	2.0	0.50		Convergence criterion (GCONV=1E-8) satisfied.	0.12	2.01	-0.010		Algorithm converged.	-0.029	0.010	0.50		Algorithm converged.	0.13	1.99	0.3284	0.2203	1.99		Algorithm converged.	0.50	7.87
Gastrointestinal disorders	Abdominal pain	Asia	140	28.3	0	0.0	139	27.9	1	0.7		*	Quasi-complete separation of data points detected.				*	WARNING: The relative Hessian convergence criterion of 19.480043228 is greater than the limit of 0.0001. The convergence is questionable.			0.00		Algorithm converged.	0.00	NE	0.9999		>999.99		Algorithm converged.	0.00	NE
Gastrointestinal disorders	Abdominal pain	Rest of World	57	11.5	1	1.8	59	11.8	0	0.0		*	Quasi-complete separation of data points detected.				*	WARNING: The relative Hessian convergence criterion of 10.998844964 is greater than the limit of 0.0001. The convergence is questionable.			NE		Algorithm converged.	NE	NE	NE		NE		Algorithm converged.	NE	NE
Gastrointestinal disorders	Abdominal pain upper	Western Europe/United States/Canada/Australia	298	60.2	0	0.0	300	60.2	1	0.3		*	Quasi-complete separation of data points detected.				*	ERROR: The mean parameter is either invalid or at a limit of its range for some observations.			0.00		Algorithm converged.	0.00	NE	0.9999	NE	>999.99		Algorithm converged.	0.00	NE
Gastrointestinal disorders	Abdominal pain upper	Asia	140	28.3	0	0.0	139	27.9	0	0.0	NE			NE	NE	NE		NE	NE	NE	NE		NE	NE	NE	NE		NE		NE	NE	NE
Gastrointestinal disorders	Abdominal pain upper	Rest of World	57	11.5	0	0.0	59	11.8	0	0.0	NE			NE	NE	NE		NE	NE	NE	NE		NE	NE	NE	NE		NE		NE	NE	NE
Gastrointestinal disorders	Anal fistula	Western Europe/United States/Canada/Australia	298	60.2	1	0.3	300	60.2	0	0.0		*	Quasi-complete separation of data points detected.				*	WARNING: Negative of Hessian not positive definite.			NE		Algorithm converged.	NE	NE	NE	NE	NE		Algorithm converged.	NE	NE
Gastrointestinal disorders	Anal fistula	Asia	140	28.3	0	0.0	139	27.9	1	0.7		*	Quasi-complete separation of data points detected.				*	WARNING: The relative Hessian convergence criterion of 19.480043432 is greater than the limit of 0.0001. The convergence is questionable.			0.00		Algorithm converged.	0.00	NE	0.9999		>999.99		Algorithm converged.	0.00	NE
Gastrointestinal disorders	Anal fistula	Rest of World	57	11.5	0	0.0	59	11.8	0	0.0	NE			NE	NE	NE		NE	NE	NE	NE		NE	NE	NE	NE		NE		NE	NE	NE
Gastrointestinal disorders	Anal stenosis	Western Europe/United States/Canada/Australia	298	60.2	0	0.0	300	60.2	0	0.0	NE			NE	NE	NE		NE	NE	NE	NE		NE	NE	NE	NE	NE	NE		NE	NE	NE
Gastrointestinal disorders	Anal stenosis	Asia	140	28.3	0	0.0	139	27.9	1	0.7		*	Quasi-complete separation of data points detected.				*	WARNING: The relative Hessian convergence criterion of 19.480043296 is greater than the limit of 0.0001. The convergence is questionable.			0.00		Algorithm converged.	0.00	NE	0.9999		>999.99		Algorithm converged.	0.00	NE
Gastrointestinal disorders	Anal stenosis	Rest of World	57	11.5	0	0.0	59	11.8	0	0.0	NE			NE	NE	NE		NE	NE	NE	NE		NE	NE	NE	NE		NE		NE	NE	NE
Gastrointestinal disorders	Colitis	Western Europe/United States/Canada/Australia	298	60.2	1	0.3	300	60.2	1	0.3	1.01		Convergence criterion (GCONV=1E-8) satisfied.	0.06	16.17	0.000		Algorithm converged.	-0.009	0.009	1.01		Algorithm converged.	0.06	16.02	0.9962	1.0000	0.99		Algorithm converged.	0.06	15.81
Gastrointestinal disorders	Colitis	Asia	140	28.3	0	0.0	139	27.9	0	0.0	NE			NE	NE	NE		NE	NE	NE	NE		NE	NE	NE	NE		NE		NE	NE	NE
Gastrointestinal disorders	Colitis	Rest of World	57	11.5	0	0.0	59	11.8	0	0.0	NE			NE	NE	NE		NE	NE	NE	NE		NE	NE	NE	NE		NE		NE	NE	NE
Gastrointestinal disorders	Constipation	Western Europe/United States/Canada/Australia	298	60.2	2	0.7	300	60.2	1	0.3	2.02		Convergence criterion (GCONV=1E-8) satisfied.	0.18	22.40	0.003		Algorithm converged.	-0.008	0.015	2.01		Algorithm converged.	0.18	22.09	0.5669	NE	0.50		Algorithm converged.	0.05	5.45
Gastrointestinal disorders	Constipation	Asia	140	28.3	0	0.0	139	27.9	0	0.0	NE			NE	NE	NE		NE	NE	NE	NE		NE	NE	NE	NE		NE		NE	NE	NE
Gastrointestinal disorders	Constipation	Rest of World	57	11.5	2	3.5	59	11.8	0	0.0		*	Quasi-complete separation of data points detected.				*	WARNING: The relative Hessian convergence criterion of 6.6720380513 is greater than the limit of 0.0001. The convergence is questionable.			NE		Algorithm converged.	NE	NE	NE		NE		Algorithm converged.	NE	NE
Gastrointestinal disorders	Diarrhoea	Western Europe/United States/Canada/Australia	298	60.2	11	3.7	300	60.2	7	2.3	1.60		Convergence criterion (GCONV=1E-8) satisfied.	0.61	4.20	0.014		Algorithm converged.	-0.014	0.041	1.58		Algorithm converged.	0.62	4.03	0.3358	0.2099	0.63		Algorithm converged.	0.25	1.61
Gastrointestinal disorders	Diarrhoea	Asia	140	28.3	4	2.9	139	27.9	1	0.7	4.06		Convergence criterion (GCONV=1E-8) satisfied.	0.45	36.78	0.021		Algorithm converged.	-0.010	0.052	3.97		Algorithm converged.	0.45	35.09	0.2147		0.25		Algorithm converged.	0.03	2.22
Gastrointestinal disorders	Diarrhoea	Rest of World	57	11.5	3	5.3	59	11.8	0	0.0		*	Quasi-complete separation of data points detected.				*	WARNING: The relative Hessian convergence criterion of 4.9744935965 is greater than the limit of 0.0001. The convergence is questionable.			NE		Algorithm converged.	NE	NE	NE		NE		Algorithm converged.	NE	NE
Gastrointestinal disorders	Dysphagia	Western Europe/United States/Canada/Australia	298	60.2	0	0.0	300	60.2	1	0.3		*	Quasi-complete separation of data points detected.				*	ERROR: The mean parameter is either invalid or at a limit of its range for some observations.			0.00		Algorithm converged.	0.00	NE	0.9999	NE	>999.99		Algorithm converged.	0.00	NE
Gastrointestinal disorders	Dysphagia	Asia	140	28.3	0	0.0	139	27.9	0	0.0	NE			NE	NE	NE		NE	NE	NE	NE		NE	NE	NE	NE		NE		NE	NE	NE
Gastrointestinal disorders	Dysphagia	Rest of World	57	11.5	0	0.0	59	11.8	0	0.0	NE			NE	NE	NE		NE	NE	NE	NE		NE	NE	NE	NE		NE		NE	NE	NE

Gastrointestinal disorders	Enteritis	Western Europe/United States/Canada/Australia	298	60.2	0	0.0	300	60.2	0	0.0	NE			NE	NE	NE		NE	NE	NE	NE		NE	NE	NE	NE	NE	NE		NE	NE	NE
Gastrointestinal disorders	Enteritis	Asia	140	28.3	0	0.0	139	27.9	0	0.0	NE			NE	NE	NE		NE	NE	NE	NE		NE	NE	NE	NE		NE		NE	NE	NE
Gastrointestinal disorders	Enteritis	Rest of World	57	11.5	1	1.8	59	11.8	0	0.0		*	Quasi-complete separation of data points detected.				*	ERROR: Error in computing the link function, its derivatives, or the variance function.			NE		Algorithm converged.	NE	NE	NE		NE		Algorithm converged.	NE	NE
Gastrointestinal disorders	Epigastric discomfort	Western Europe/United States/Canada/Australia	298	60.2	1	0.3	300	60.2	0	0.0		*	Quasi-complete separation of data points detected.				*	WARNING: Negative of Hessian not positive definite.			NE		Algorithm converged.	NE	NE	NE	NE	NE		Algorithm converged.	NE	NE
Gastrointestinal disorders	Epigastric discomfort	Asia	140	28.3	0	0.0	139	27.9	0	0.0	NE			NE	NE	NE		NE	NE	NE	NE		NE	NE	NE	NE		NE		NE	NE	NE
Gastrointestinal disorders	Epigastric discomfort	Rest of World	57	11.5	0	0.0	59	11.8	0	0.0	NE			NE	NE	NE		NE	NE	NE	NE		NE	NE	NE	NE		NE		NE	NE	NE
Gastrointestinal disorders	Gastrointestinal haemorrhage	Western Europe/United States/Canada/Australia	298	60.2	1	0.3	300	60.2	1	0.3	1.01		Convergence criterion (GCONV=1E-8) satisfied.	0.06	16.17	0.000		Algorithm converged.	-0.009	0.009	1.01		Algorithm converged.	0.06	16.02	0.9962	NE	0.99		Algorithm converged.	0.06	15.81
Gastrointestinal disorders	Gastrointestinal haemorrhage	Asia	140	28.3	0	0.0	139	27.9	1	0.7		*	Quasi-complete separation of data points detected.				*	WARNING: The relative Hessian convergence criterion of 19.480043296 is greater than the limit of 0.0001. The convergence is questionable.			0.00		Algorithm converged.	0.00	NE	0.9999		>999.99		Algorithm converged.	0.00	NE
Gastrointestinal disorders	Gastrointestinal haemorrhage	Rest of World	57	11.5	0	0.0	59	11.8	0	0.0	NE			NE	NE	NE		NE	NE	NE	NE		NE	NE	NE	NE		NE		NE	NE	NE
Gastrointestinal disorders	Gastrooesophageal reflux disease	Western Europe/United States/Canada/Australia	298	60.2	1	0.3	300	60.2	0	0.0		*	Quasi-complete separation of data points detected.				*	WARNING: Negative of Hessian not positive definite.			NE		Algorithm converged.	NE	NE	NE	NE	NE		Algorithm converged.	NE	NE
Gastrointestinal disorders	Gastrooesophageal reflux disease	Asia	140	28.3	0	0.0	139	27.9	0	0.0	NE			NE	NE	NE		NE	NE	NE	NE		NE	NE	NE	NE		NE		NE	NE	NE
Gastrointestinal disorders	Gastrooesophageal reflux disease	Rest of World	57	11.5	0	0.0	59	11.8	0	0.0	NE			NE	NE	NE		NE	NE	NE	NE		NE	NE	NE	NE		NE		NE	NE	NE
Gastrointestinal disorders	Haemorrhoidal haemorrhage	Western Europe/United States/Canada/Australia	298	60.2	1	0.3	300	60.2	0	0.0		*	Quasi-complete separation of data points detected.				*	WARNING: Negative of Hessian not positive definite.			NE		Algorithm converged.	NE	NE	NE	NE	NE		Algorithm converged.	NE	NE
Gastrointestinal disorders	Haemorrhoidal haemorrhage	Asia	140	28.3	0	0.0	139	27.9	0	0.0	NE			NE	NE	NE		NE	NE	NE	NE		NE	NE	NE	NE		NE		NE	NE	NE
Gastrointestinal disorders	Haemorrhoidal haemorrhage	Rest of World	57	11.5	0	0.0	59	11.8	0	0.0	NE			NE	NE	NE		NE	NE	NE	NE		NE	NE	NE	NE		NE		NE	NE	NE
Gastrointestinal disorders	Ileus	Western Europe/United States/Canada/Australia	298	60.2	1	0.3	300	60.2	0	0.0		*	Quasi-complete separation of data points detected.				*	WARNING: The relative Hessian convergence criterion of 44.806790292 is greater than the limit of 0.0001. The convergence is questionable.			NE		Algorithm converged.	NE	NE	NE	NE	NE		Algorithm converged.	NE	NE
Gastrointestinal disorders	Ileus	Asia	140	28.3	0	0.0	139	27.9	0	0.0	NE			NE	NE	NE		NE	NE	NE	NE		NE	NE	NE	NE		NE		NE	NE	NE
Gastrointestinal disorders	Ileus	Rest of World	57	11.5	0	0.0	59	11.8	0	0.0	NE			NE	NE	NE		NE	NE	NE	NE		NE	NE	NE	NE		NE		NE	NE	NE
Gastrointestinal disorders	Impaired gastric emptying	Western Europe/United States/Canada/Australia	298	60.2	0	0.0	300	60.2	0	0.0	NE			NE	NE	NE		NE	NE	NE	NE		NE	NE	NE	NE	NE	NE		NE	NE	NE
Gastrointestinal disorders	Impaired gastric emptying	Asia	140	28.3	0	0.0	139	27.9	0	0.0	NE			NE	NE	NE		NE	NE	NE	NE		NE	NE	NE	NE		NE		NE	NE	NE
Gastrointestinal disorders	Impaired gastric emptying	Rest of World	57	11.5	0	0.0	59	11.8	1	1.7		*	Quasi-complete separation of data points detected.				*	WARNING: The relative Hessian convergence criterion of 10.540168601 is greater than the limit of 0.0001. The convergence is questionable.			0.00		Algorithm converged.	0.00	NE	0.9999		>999.99		Algorithm converged.	0.00	NE
Gastrointestinal disorders	Intestinal obstruction	Western Europe/United States/Canada/Australia	298	60.2	1	0.3	300	60.2	1	0.3	1.01		Convergence criterion (GCONV=1E-8) satisfied.	0.06	16.17	0.000		Algorithm converged.	-0.009	0.009	1.01		Algorithm converged.	0.06	16.02	0.9962	1.0000	0.99		Algorithm converged.	0.06	15.81
Gastrointestinal disorders	Intestinal obstruction	Asia	140	28.3	0	0.0	139	27.9	0	0.0	NE			NE	NE	NE		NE	NE	NE	NE		NE	NE	NE	NE		NE		NE	NE	NE
Gastrointestinal disorders	Intestinal obstruction	Rest of World	57	11.5	0	0.0	59	11.8	0	0.0	NE			NE	NE	NE		NE	NE	NE	NE		NE	NE	NE	NE		NE		NE	NE	NE
Gastrointestinal disorders	Intestinal perforation	Western Europe/United States/Canada/Australia	298	60.2	1	0.3	300	60.2	0	0.0		*	Quasi-complete separation of data points detected.				*	WARNING: Negative of Hessian not positive definite.			NE		Algorithm converged.	NE	NE	NE	NE	NE		Algorithm converged.	NE	NE
Gastrointestinal disorders	Intestinal perforation	Asia	140	28.3	0	0.0	139	27.9	0	0.0	NE			NE	NE	NE		NE	NE	NE	NE		NE	NE	NE	NE		NE		NE	NE	NE
Gastrointestinal disorders	Intestinal perforation	Rest of World	57	11.5	0	0.0	59	11.8	0	0.0	NE			NE	NE	NE		NE	NE	NE	NE		NE	NE	NE	NE		NE		NE	NE	NE
Gastrointestinal disorders	Large intestinal haemorrhage	Western Europe/United States/Canada/Australia	298	60.2	1	0.3	300	60.2	0	0.0		*	Quasi-complete separation of data points detected.				*	WARNING: The relative Hessian convergence criterion of 44.806790292 is greater than the limit of 0.0001. The convergence is questionable.			NE		Algorithm converged.	NE	NE	NE	NE	NE		Algorithm converged.	NE	NE
Gastrointestinal disorders	Large intestinal haemorrhage	Asia	140	28.3	0	0.0	139	27.9	0	0.0	NE			NE	NE	NE		NE	NE	NE	NE		NE	NE	NE	NE		NE		NE	NE	NE
Gastrointestinal disorders	Large intestinal haemorrhage	Rest of World	57	11.5	0	0.0	59	11.8	0	0.0	NE			NE	NE	NE		NE	NE	NE	NE		NE	NE	NE	NE		NE		NE	NE	NE
Gastrointestinal disorders	Nausea	Western Europe/United States/Canada/Australia	298	60.2	2	0.7	300	60.2	1	0.3	2.02		Convergence criterion (GCONV=1E-8) satisfied.	0.18	22.40	0.003		Algorithm converged.	-0.008	0.015	2.01		Algorithm converged.	0.18	22.09	0.5669	0.4157	0.50		Algorithm converged.	0.05	5.45
Gastrointestinal disorders	Nausea	Asia	140	28.3	2	1.4	139	27.9	0	0.0		*	Quasi-complete separation of data points detected.				*	ERROR: The mean parameter is either invalid or at a limit of its range for some observations.			NE		Algorithm converged.	NE	NE	NE		NE		Algorithm converged.	NE	NE
Gastrointestinal disorders	Nausea	Rest of World	57	11.5	1	1.8	59	11.8	1	1.7	1.04		Convergence criterion (GCONV=1E-8) satisfied.	0.06	16.96	0.001		Algorithm converged.	-0.047	0.048	1.04		Algorithm converged.	0.07	16.16	0.9804		0.97		Algorithm converged.	0.06	15.08
Gastrointestinal disorders	Neutropenic colitis	Western Europe/United States/Canada/Australia	298	60.2	1	0.3	300	60.2	0	0.0		*	Quasi-complete separation of data points detected.				*	WARNING: The relative Hessian convergence criterion of 44.806790292 is greater than the limit of 0.0001. The convergence is questionable.			NE		Algorithm converged.	NE	NE	NE	NE	NE		Algorithm converged.	NE	NE
Gastrointestinal disorders	Neutropenic colitis	Asia	140	28.3	0	0.0	139	27.9	0	0.0	NE			NE	NE	NE		NE	NE	NE	NE		NE	NE	NE	NE		NE		NE	NE	NE
Gastrointestinal disorders	Neutropenic colitis	Rest of World	57	11.5	0	0.0	59	11.8	0	0.0	NE			NE	NE	NE		NE	NE	NE	NE		NE	NE	NE	NE		NE		NE	NE	NE
Gastrointestinal disorders	Pancreatitis	Western Europe/United States/Canada/Australia	298	60.2	0	0.0	300	60.2	0	0.0	NE			NE	NE	NE		NE	NE	NE	NE		NE	NE	NE	NE	NE	NE		NE	NE	NE
Gastrointestinal disorders	Pancreatitis	Asia	140	28.3	1	0.7	139	27.9	1	0.7	0.99		Convergence criterion (GCONV=1E-8) satisfied.	0.06	16.03	0.000		Algorithm converged.	-0.020	0.020	0.99		Algorithm converged.	0.06	15.72	0.9959		1.01		Algorithm converged.	0.06	15.94
Gastrointestinal disorders	Pancreatitis	Rest of World	57	11.5	0	0.0	59	11.8	0	0.0	NE			NE	NE	NE		NE	NE	NE	NE		NE	NE	NE	NE		NE		NE	NE	NE
Gastrointestinal disorders	Small intestinal obstruction	Western Europe/United States/Canada/Australia	298	60.2	0	0.0	300	60.2	5	1.7		*	Quasi-complete separation of data points detected.				*	ERROR: The mean parameter is either invalid or at a limit of its range for some observations.			0.00		Algorithm converged.	0.00	NE	0.9999	NE	>999.99		Algorithm converged.	0.00	NE
Gastrointestinal disorders	Small intestinal obstruction	Asia	140	28.3	0	0.0	139	27.9	0	0.0	NE			NE	NE	NE		NE	NE	NE	NE		NE	NE	NE	NE		NE		NE	NE	NE
Gastrointestinal disorders	Small intestinal obstruction	Rest of World	57	11.5	0	0.0	59	11.8	0	0.0	NE			NE	NE	NE		NE	NE	NE	NE		NE	NE	NE	NE		NE		NE	NE	NE
Gastrointestinal disorders	Small intestinal perforation	Western Europe/United States/Canada/Australia	298	60.2	0	0.0	300	60.2	1	0.3		*	Quasi-complete separation of data points detected.				*	ERROR: The mean parameter is either invalid or at a limit of its range for some observations.			0.00		Algorithm converged.	0.00	NE	0.9999	NE	>999.99		Algorithm converged.	0.00	NE
Gastrointestinal disorders	Small intestinal perforation	Asia	140	28.3	0	0.0	139	27.9	0	0.0	NE			NE	NE	NE		NE	NE	NE	NE		NE	NE	NE	NE		NE		NE	NE	NE
Gastrointestinal disorders	Small intestinal perforation	Rest of World	57	11.5	0	0.0	59	11.8	0	0.0	NE			NE	NE	NE		NE	NE	NE	NE		NE	NE	NE	NE		NE		NE	NE	NE
Gastrointestinal disorders	Stomatitis	Western Europe/United States/Canada/Australia	298	60.2	1	0.3	300	60.2	1	0.3	1.01		Convergence criterion (GCONV=1E-8) satisfied.	0.06	16.17	0.000		Algorithm converged.	-0.009	0.009	1.01		Algorithm converged.	0.06	16.02	0.9962	NE	0.99		Algorithm converged.	0.06	15.81
Gastrointestinal disorders	Stomatitis	Asia	140	28.3	1	0.7	139	27.9	0	0.0		*	Quasi-complete separation of data points detected.				*	WARNING: Negative of Hessian not positive definite.			NE		Algorithm converged.	NE	NE	NE		NE		Algorithm converged.	NE	NE
Gastrointestinal disorders	Stomatitis	Rest of World	57	11.5	0	0.0	59	11.8	0	0.0	NE			NE	NE	NE		NE	NE	NE	NE		NE	NE	NE	NE		NE		NE	NE	NE
Gastrointestinal disorders	Subileus	Western Europe/United States/Canada/Australia	298	60.2	0	0.0	300	60.2	0	0.0	NE			NE	NE	NE		NE	NE	NE	NE		NE	NE	NE	NE	NE	NE		NE	NE	NE
Gastrointestinal disorders	Subileus	Asia	140	28.3	1	0.7	139	27.9	1	0.7	0.99		Convergence criterion (GCONV=1E-8) satisfied.	0.06	16.03	0.000		Algorithm converged.	-0.020	0.020	0.99		Algorithm converged.	0.06	15.72	0.9959		1.01		Algorithm converged.	0.06	15.94
Gastrointestinal disorders	Subileus	Rest of World	57	11.5	0	0.0	59	11.8	0	0.0	NE			NE	NE	NE		NE	NE	NE	NE		NE	NE	NE	NE		NE		NE	NE	NE
Gastrointestinal disorders	Tooth loss	Western Europe/United States/Canada/Australia	298	60.2	1	0.3	300	60.2	0	0.0		*	Quasi-complete separation of data points detected.				*	WARNING: Negative of Hessian not positive definite.			NE		Algorithm converged.	NE	NE	NE	NE	NE		Algorithm converged.	NE	NE
Gastrointestinal disorders	Tooth loss	Asia	140	28.3	0	0.0	139	27.9	0	0.0	NE			NE	NE	NE		NE	NE	NE	NE		NE	NE	NE	NE		NE		NE	NE	NE
Gastrointestinal disorders	Tooth loss	Rest of World	57	11.5	0	0.0	59	11.8	1	1.7		*	Quasi-complete separation of data points detected.				*	WARNING: The relative Hessian convergence criterion of 10.540168601 is greater than the limit of 0.0001. The convergence is questionable.			0.00		Algorithm converged.	0.00	NE	0.9999		>999.99		Algorithm converged.	0.00	NE
Gastrointestinal disorders	Upper gastrointestinal haemorrhage	Western Europe/United States/Canada/Australia	298	60.2	1	0.3	300	60.2	0	0.0		*	Quasi-complete separation of data points detected.				*	WARNING: The relative Hessian convergence criterion of 44.806790292 is greater than the limit of 0.0001. The convergence is questionable.			NE		Algorithm converged.	NE	NE	NE	NE	NE		Algorithm converged.	NE	NE
Gastrointestinal disorders	Upper gastrointestinal haemorrhage	Asia	140	28.3	0	0.0	139	27.9	0	0.0	NE			NE	NE	NE		NE	NE	NE	NE		NE	NE	NE	NE		NE		NE	NE	NE
Gastrointestinal disorders	Upper gastrointestinal haemorrhage	Rest of World	57	11.5	0	0.0	59	11.8	0	0.0	NE			NE	NE	NE		NE	NE	NE	NE		NE	NE	NE	NE		NE		NE	NE	NE
Gastrointestinal disorders	Vomiting	Western Europe/United States/Canada/Australia	298	60.2	4	1.3	300	60.2	3	1.0	1.35		Convergence criterion (GCONV=1E-8) satisfied.	0.30	6.07	0.003		Algorithm converged.	-0.014	0.021	1.34		Algorithm converged.	0.30	5.95	0.6983	0.5912	0.75		Algorithm converged.	0.17	3.30
Gastrointestinal disorders	Vomiting	Asia	140	28.3	0	0.0	139	27.9	0	0.0	NE			NE	NE	NE		NE	NE	NE	NE		NE	NE	NE	NE		NE		NE	NE	NE
Gastrointestinal disorders	Vomiting	Rest of World	57	11.5	1	1.8	59	11.8	0	0.0		*	Quasi-complete separation of data points detected.				*	ERROR: Error in computing the link function, its derivatives, or the variance function.			NE		Algorithm converged.	NE	NE	NE		NE		Algorithm converged.	NE	NE
General disorders and administration site conditions		Western Europe/United States/Canada/Australia	298	60.2	17	5.7	300	60.2	20	6.7	0.85		Convergence criterion (GCONV=1E-8) satisfied.	0.43	1.65	-0.010		Algorithm converged.	-0.048	0.029	0.86		Algorithm converged.	0.46	1.60	0.6258	0.1869	1.17		Algorithm converged.	0.62	2.19
General disorders and administration site conditions		Asia	140	28.3	5	3.6	139	27.9	1	0.7	5.11		Convergence criterion (GCONV=1E-8) satisfied.	0.59	44.32	0.029		Algorithm converged.	-0.005	0.062	4.96		Algorithm converged.	0.59	41.95	0.1412		0.20		Algorithm converged.	0.02	1.70
General disorders and administration site conditions		Rest of World	57	11.5	2	3.5	59	11.8	3	5.1	0.68		Convergence criterion (GCONV=1E-8) satisfied.	0.11	4.22	-0.016		Algorithm converged.	-0.089	0.058	0.69		Algorithm converged.	0.12	3.98	0.6781		1.45		Algorithm converged.	0.25	8.35
General disorders and administration site conditions	Asthenia	Western Europe/United States/Canada/Australia	298	60.2	4	1.3	300	60.2	2	0.7	2.03		Convergence criterion (GCONV=1E-8) satisfied.	0.37	11.15	0.007		Algorithm converged.	-0.009	0.023	2.01		Algorithm converged.	0.37	10.91	0.4169	0.3859	0.50		Algorithm converged.	0.09	2.69
General disorders and administration site conditions	Asthenia	Asia	140	28.3	2	1.4	139	27.9	0	0.0		*	Quasi-complete separation of data points detected.				*	ERROR: The mean parameter is either invalid or at a limit of its range for some observations.			NE		Algorithm converged.	NE	NE	NE		NE		Algorithm converged.	NE	NE
General disorders and administration site conditions	Asthenia	Rest of World	57	11.5	1	1.8	59	11.8	0	0.0		*	Quasi-complete separation of data points detected.				*	ERROR: Error in computing the link function, its derivatives, or the variance function.			NE		Algorithm converged.	NE	NE	NE		NE		Algorithm converged.	NE	NE
General disorders and administration site conditions	Catheter site haemorrhage	Western Europe/United States/Canada/Australia	298	60.2	0	0.0	300	60.2	0	0.0	NE			NE	NE	NE		NE	NE	NE	NE		NE	NE	NE	NE	NE	NE		NE	NE	NE
General disorders and administration site conditions	Catheter site haemorrhage	Asia	140	28.3	0	0.0	139	27.9	0	0.0	NE			NE	NE	NE		NE	NE	NE	NE		NE	NE	NE	NE		NE		NE	NE	NE
General disorders and administration site conditions	Catheter site haemorrhage	Rest of World	57	11.5	0	0.0	59	11.8	1	1.7		*	Quasi-complete separation of data points detected.				*	WARNING: The relative Hessian convergence criterion of 10.540168601 is greater than the limit of 0.0001. The convergence is questionable.			0.00		Algorithm converged.	0.00	NE	0.9999		>999.99		Algorithm converged.	0.00	NE
General disorders and administration site conditions	Chest discomfort	Western Europe/United States/Canada/Australia	298	60.2	0	0.0	300	60.2	1	0.3		*	Quasi-complete separation of data points detected.				*	ERROR: The mean parameter is either invalid or at a limit of its range for some observations.			0.00		Algorithm converged.	0.00	NE	0.9999	NE	>999.99		Algorithm converged.	0.00	NE
General disorders and administration site conditions	Chest discomfort	Asia	140	28.3	0	0.0	139	27.9	0	0.0	NE			NE	NE	NE		NE	NE	NE	NE		NE	NE	NE	NE		NE		NE	NE	NE
General disorders and administration site conditions	Chest discomfort	Rest of World	57	11.5	0	0.0	59	11.8	0	0.0	NE			NE	NE	NE		NE	NE	NE	NE		NE	NE	NE	NE		NE		NE	NE	NE
General disorders and administration site conditions	Chest pain	Western Europe/United States/Canada/Australia	298	60.2	1	0.3	300	60.2	1	0.3	1.01		Convergence criterion (GCONV=1E-8) satisfied.	0.06	16.17	0.000		Algorithm converged.	-0.009	0.009	1.01		Algorithm converged.	0.06	16.02	0.9962	1.0000	0.99		Algorithm converged.	0.06	15.81
General disorders and administration site conditions	Chest pain	Asia	140	28.3	0	0.0	139	27.9	0	0.0	NE			NE	NE	NE		NE	NE	NE	NE		NE	NE	NE	NE		NE		NE	NE	NE
General disorders and administration site conditions	Chest pain	Rest of World	57	11.5	0	0.0	59	11.8	0	0.0	NE			NE	NE	NE		NE	NE	NE	NE		NE	NE	NE	NE		NE		NE	NE	NE
General disorders and administration site conditions	Chills	Western Europe/United States/Canada/Australia	298	60.2	1	0.3	300	60.2	1	0.3	1.01		Convergence criterion (GCONV=1E-8) satisfied.	0.06	16.17	0.000		Algorithm converged.	-0.009	0.009	1.01		Algorithm converged.	0.06	16.02	0.9962	0.5967	0.99		Algorithm converged.	0.06	15.81
General disorders and administration site conditions	Chills	Asia	140	28.3	0	0.0	139	27.9	0	0.0	NE			NE	NE	NE		NE	NE	NE	NE		NE	NE	NE	NE		NE		NE	NE	NE
General disorders and administration site conditions	Chills	Rest of World	57	11.5	0	0.0	59	11.8	1	1.7		*	Quasi-complete separation of data points detected.				*	WARNING: The relative Hessian convergence criterion of 10.540168601 is greater than the limit of 0.0001. The convergence is questionable.			0.00		Algorithm converged.	0.00	NE	0.9999		>999.99		Algorithm converged.	0.00	NE
General disorders and administration site conditions	Device related thrombosis	Western Europe/United States/Canada/Australia	298	60.2	0	0.0	300	60.2	1	0.3		*	Quasi-complete separation of data points detected.				*	ERROR: The mean parameter is either invalid or at a limit of its range for some observations.			0.00		Algorithm converged.	0.00	NE	0.9999	NE	>999.99		Algorithm converged.	0.00	NE
General disorders and administration site conditions	Device related thrombosis	Asia	140	28.3	0	0.0	139	27.9	0	0.0	NE			NE	NE	NE		NE	NE	NE	NE		NE	NE	NE	NE		NE		NE	NE	NE
General disorders and administration site conditions	Device related thrombosis	Rest of World	57	11.5	0	0.0	59	11.8	0	0.0	NE			NE	NE	NE		NE	NE	NE	NE		NE	NE	NE	NE		NE		NE	NE	NE
General disorders and administration site conditions	Fatigue	Western Europe/United States/Canada/Australia	298	60.2	4	1.3	300	60.2	10	3.3	0.39		Convergence criterion (GCONV=1E-8) satisfied.	0.12	1.27	-0.020		Algorithm converged.	-0.044	0.004	0.40		Algorithm converged.	0.13	1.27	0.1206	0.2125	2.48		Algorithm converged.	0.79	7.83
General disorders and administration site conditions	Fatigue	Asia	140	28.3	1	0.7	139	27.9	0	0.0		*	Quasi-complete separation of data points detected.				*	ERROR: Error in computing the link function, its derivatives, or the variance function.			NE		Algorithm converged.	NE	NE	NE		NE		Algorithm converged.	NE	NE
General disorders and administration site conditions	Fatigue	Rest of World	57	11.5	0	0.0	59	11.8	1	1.7		*	Quasi-complete separation of data points detected.				*	WARNING: The relative Hessian convergence criterion of 10.540168601 is greater than the limit of 0.0001. The convergence is questionable.			0.00		Algorithm converged.	0.00	NE	0.9999		>999.99		Algorithm converged.	0.00	NE
General disorders and administration site conditions	General physical health deterioration	Western Europe/United States/Canada/Australia	298	60.2	0	0.0	300	60.2	1	0.3		*	Quasi-complete separation of data points detected.				*	ERROR: The mean parameter is either invalid or at a limit of its range for some observations.			0.00		Algorithm converged.	0.00	NE	0.9999	NE	>999.99		Algorithm converged.	0.00	NE
General disorders and administration site conditions	General physical health deterioration	Asia	140	28.3	0	0.0	139	27.9	0	0.0	NE			NE	NE	NE		NE	NE	NE	NE		NE	NE	NE	NE		NE		NE	NE	NE
General disorders and administration site conditions	General physical health deterioration	Rest of World	57	11.5	0	0.0	59	11.8	0	0.0	NE			NE	NE	NE		NE	NE	NE	NE		NE	NE	NE	NE		NE		NE	NE	NE
General disorders and administration site conditions	Ill-defined disorder	Western Europe/United States/Canada/Australia	298	60.2	0	0.0	300	60.2	1	0.3		*	Quasi-complete separation of data points detected.				*	ERROR: The mean parameter is either invalid or at a limit of its range for some observations.			0.00		Algorithm converged.	0.00	NE	0.9999	NE	>999.99		Algorithm converged.	0.00	NE
General disorders and administration site conditions	Ill-defined disorder	Asia	140	28.3	0	0.0	139	27.9	0	0.0	NE			NE	NE	NE		NE	NE	NE	NE		NE	NE	NE	NE		NE		NE	NE	NE
General disorders and administration site conditions	Ill-defined disorder	Rest of World	57	11.5	0	0.0	59	11.8	0	0.0	NE			NE	NE	NE		NE	NE	NE	NE		NE	NE	NE	NE		NE		NE	NE	NE
General disorders and administration site conditions	Infusion site extravasation	Western Europe/United States/Canada/Australia	298	60.2	0	0.0	300	60.2	0	0.0	NE			NE	NE	NE		NE	NE	NE	NE		NE	NE	NE	NE	NE	NE		NE	NE	NE
General disorders and administration site conditions	Infusion site extravasation	Asia	140	28.3	1	0.7	139	27.9	0	0.0		*	Quasi-complete separation of data points detected.				*	WARNING: Negative of Hessian not positive definite.			NE		Algorithm converged.	NE	NE	NE		NE		Algorithm converged.	NE	NE
General disorders and administration site conditions	Infusion site extravasation	Rest of World	57	11.5	0	0.0	59	11.8	0	0.0	NE			NE	NE	NE		NE	NE	NE	NE		NE	NE	NE	NE		NE		NE	NE	NE
General disorders and administration site conditions	Injection site extravasation	Western Europe/United States/Canada/Australia	298	60.2	0	0.0	300	60.2	1	0.3		*	Quasi-complete separation of data points detected.				*	ERROR: The mean parameter is either invalid or at a limit of its range for some observations.			0.00		Algorithm converged.	0.00	NE	0.9999	NE	>999.99		Algorithm converged.	0.00	NE
General disorders and administration site conditions	Injection site extravasation	Asia	140	28.3	0	0.0	139	27.9	0	0.0	NE			NE	NE	NE		NE	NE	NE	NE		NE	NE	NE	NE		NE		NE	NE	NE
General disorders and administration site conditions	Injection site extravasation	Rest of World	57	11.5	0	0.0	59	11.8	0	0.0	NE			NE	NE	NE		NE	NE	NE	NE		NE	NE	NE	NE		NE		NE	NE	NE
General disorders and administration site conditions	Malaise	Western Europe/United States/Canada/Australia	298	60.2	0	0.0	300	60.2	1	0.3		*	Quasi-complete separation of data points detected.				*	ERROR: The mean parameter is either invalid or at a limit of its range for some observations.			0.00		Algorithm converged.	0.00	NE	0.9999	NE	>999.99		Algorithm converged.	0.00	NE
General disorders and administration site conditions	Malaise	Asia	140	28.3	0	0.0	139	27.9	0	0.0	NE			NE	NE	NE		NE	NE	NE	NE		NE	NE	NE	NE		NE		NE	NE	NE

General disorders and administration site conditions	Malaise	Rest of World	57	11.5	0	0.0	59	11.8	0	0.0	NE			NE	NE	NE		NE	NE	NE	NE		NE	NE	NE	NE		NE		NE	NE	NE
General disorders and administration site conditions	Mucosal inflammation	Western Europe/United States/Canada/Australia	298	60.2	2	0.7	300	60.2	1	0.3	2.02		Convergence criterion (GCONV=1E-8) satisfied.	0.18	22.40	0.003		Algorithm converged.	-0.008	0.015	2.01		Algorithm converged.	0.18	22.09	0.5669	NE	0.50		Algorithm converged.	0.05	5.45
General disorders and administration site conditions	Mucosal inflammation	Asia	140	28.3	0	0.0	139	27.9	0	0.0	NE			NE	NE	NE		NE	NE	NE	NE		NE	NE	NE	NE		NE		NE	NE	NE
General disorders and administration site conditions	Mucosal inflammation	Rest of World	57	11.5	0	0.0	59	11.8	0	0.0	NE			NE	NE	NE		NE	NE	NE	NE		NE	NE	NE	NE		NE		NE	NE	NE
General disorders and administration site conditions	Oedema	Western Europe/United States/Canada/Australia	298	60.2	0	0.0	300	60.2	0	0.0	NE			NE	NE	NE		NE	NE	NE	NE		NE	NE	NE	NE	NE	NE		NE	NE	NE
General disorders and administration site conditions	Oedema	Asia	140	28.3	1	0.7	139	27.9	0	0.0		*	Quasi-complete separation of data points detected.				*	WARNING: Negative of Hessian not positive definite.			NE		Algorithm converged.	NE	NE	NE		NE		Algorithm converged.	NE	NE
General disorders and administration site conditions	Oedema	Rest of World	57	11.5	0	0.0	59	11.8	0	0.0	NE			NE	NE	NE		NE	NE	NE	NE		NE	NE	NE	NE		NE		NE	NE	NE
General disorders and administration site conditions	Oedema peripheral	Western Europe/United States/Canada/Australia	298	60.2	0	0.0	300	60.2	0	0.0	NE			NE	NE	NE		NE	NE	NE	NE		NE	NE	NE	NE	NE	NE		NE	NE	NE
General disorders and administration site conditions	Oedema peripheral	Asia	140	28.3	0	0.0	139	27.9	0	0.0	NE			NE	NE	NE		NE	NE	NE	NE		NE	NE	NE	NE		NE		NE	NE	NE
General disorders and administration site conditions	Oedema peripheral	Rest of World	57	11.5	1	1.8	59	11.8	1	1.7	1.04		Convergence criterion (GCONV=1E-8) satisfied.	0.06	16.96	0.001		Algorithm converged.	-0.047	0.048	1.04		Algorithm converged.	0.07	16.16	0.9804		0.97		Algorithm converged.	0.06	15.08
General disorders and administration site conditions	Pain	Western Europe/United States/Canada/Australia	298	60.2	1	0.3	300	60.2	0	0.0		*	Quasi-complete separation of data points detected.				*	WARNING: Negative of Hessian not positive definite.			NE		Algorithm converged.	NE	NE	NE	1.0000	NE		Algorithm converged.	NE	NE
General disorders and administration site conditions	Pain	Asia	140	28.3	1	0.7	139	27.9	0	0.0		*	Quasi-complete separation of data points detected.				*	WARNING: Negative of Hessian not positive definite.			NE		Algorithm converged.	NE	NE	NE		NE		Algorithm converged.	NE	NE
General disorders and administration site conditions	Pain	Rest of World	57	11.5	1	1.8	59	11.8	0	0.0		*	Quasi-complete separation of data points detected.				*	WARNING: The relative Hessian convergence criterion of 10.998844964 is greater than the limit of 0.0001. The convergence is questionable.			NE		Algorithm converged.	NE	NE	NE		NE		Algorithm converged.	NE	NE
General disorders and administration site conditions	Pyrexia	Western Europe/United States/Canada/Australia	298	60.2	4	1.3	300	60.2	0	0.0		*	Quasi-complete separation of data points detected.				*	WARNING: Negative of Hessian not positive definite.			NE		Algorithm converged.	NE	NE	NE	NE	NE		Algorithm converged.	NE	NE
General disorders and administration site conditions	Pyrexia	Asia	140	28.3	0	0.0	139	27.9	1	0.7		*	Quasi-complete separation of data points detected.				*	WARNING: The relative Hessian convergence criterion of 19.480043432 is greater than the limit of 0.0001. The convergence is questionable.			0.00		Algorithm converged.	0.00	NE	0.9999		>999.99		Algorithm converged.	0.00	NE
General disorders and administration site conditions	Pyrexia	Rest of World	57	11.5	0	0.0	59	11.8	0	0.0	NE			NE	NE	NE		NE	NE	NE	NE		NE	NE	NE	NE		NE		NE	NE	NE
General disorders and administration site conditions	Ulcer	Western Europe/United States/Canada/Australia	298	60.2	1	0.3	300	60.2	0	0.0		*	Quasi-complete separation of data points detected.				*	WARNING: The relative Hessian convergence criterion of 44.806790292 is greater than the limit of 0.0001. The convergence is questionable.			NE		Algorithm converged.	NE	NE	NE	NE	NE		Algorithm converged.	NE	NE
General disorders and administration site conditions	Ulcer	Asia	140	28.3	0	0.0	139	27.9	0	0.0	NE			NE	NE	NE		NE	NE	NE	NE		NE	NE	NE	NE		NE		NE	NE	NE
General disorders and administration site conditions	Ulcer	Rest of World	57	11.5	0	0.0	59	11.8	0	0.0	NE			NE	NE	NE		NE	NE	NE	NE		NE	NE	NE	NE		NE		NE	NE	NE
General disorders and administration site conditions	Vascular stent thrombosis	Western Europe/United States/Canada/Australia	298	60.2	0	0.0	300	60.2	1	0.3		*	Quasi-complete separation of data points detected.				*	ERROR: The mean parameter is either invalid or at a limit of its range for some observations.			0.00		Algorithm converged.	0.00	NE	0.9999	NE	>999.99		Algorithm converged.	0.00	NE
General disorders and administration site conditions	Vascular stent thrombosis	Asia	140	28.3	0	0.0	139	27.9	0	0.0	NE			NE	NE	NE		NE	NE	NE	NE		NE	NE	NE	NE		NE		NE	NE	NE
General disorders and administration site conditions	Vascular stent thrombosis	Rest of World	57	11.5	0	0.0	59	11.8	0	0.0	NE			NE	NE	NE		NE	NE	NE	NE		NE	NE	NE	NE		NE		NE	NE	NE
Hepatobiliary disorders		Western Europe/United States/Canada/Australia	298	60.2	1	0.3	300	60.2	2	0.7	0.50		Convergence criterion (GCONV=1E-8) satisfied.	0.05	5.56	-0.003		Algorithm converged.	-0.015	0.008	0.50		Algorithm converged.	0.05	5.52	0.5743	0.1425	1.99		Algorithm converged.	0.18	21.79
Hepatobiliary disorders		Asia	140	28.3	0	0.0	139	27.9	2	1.4		*	Quasi-complete separation of data points detected.				*	WARNING: The relative Hessian convergence criterion of 12.308584961 is greater than the limit of 0.0001. The convergence is questionable.			0.00		Algorithm converged.	0.00	NE	0.9999		>999.99		Algorithm converged.	0.00	NE
Hepatobiliary disorders		Rest of World	57	11.5	1	1.8	59	11.8	0	0.0		*	Quasi-complete separation of data points detected.				*	ERROR: The mean parameter is either invalid or at a limit of its range for some observations.			NE		Algorithm converged.	NE	NE	NE		NE		Algorithm converged.	NE	NE
Hepatobiliary disorders	Bile duct stenosis	Western Europe/United States/Canada/Australia	298	60.2	0	0.0	300	60.2	1	0.3		*	Quasi-complete separation of data points detected.				*	ERROR: The mean parameter is either invalid or at a limit of its range for some observations.			0.00		Algorithm converged.	0.00	NE	0.9999	NE	>999.99		Algorithm converged.	0.00	NE
Hepatobiliary disorders	Bile duct stenosis	Asia	140	28.3	0	0.0	139	27.9	0	0.0	NE			NE	NE	NE		NE	NE	NE	NE		NE	NE	NE	NE		NE		NE	NE	NE
Hepatobiliary disorders	Bile duct stenosis	Rest of World	57	11.5	0	0.0	59	11.8	0	0.0	NE			NE	NE	NE		NE	NE	NE	NE		NE	NE	NE	NE		NE		NE	NE	NE
Hepatobiliary disorders	Biliary obstruction	Western Europe/United States/Canada/Australia	298	60.2	0	0.0	300	60.2	0	0.0	NE			NE	NE	NE		NE	NE	NE	NE		NE	NE	NE	NE	NE	NE		NE	NE	NE
Hepatobiliary disorders	Biliary obstruction	Asia	140	28.3	0	0.0	139	27.9	0	0.0	NE			NE	NE	NE		NE	NE	NE	NE		NE	NE	NE	NE		NE		NE	NE	NE
Hepatobiliary disorders	Biliary obstruction	Rest of World	57	11.5	1	1.8	59	11.8	0	0.0		*	Quasi-complete separation of data points detected.				*	ERROR: The mean parameter is either invalid or at a limit of its range for some observations.			NE		Algorithm converged.	NE	NE	NE		NE		Algorithm converged.	NE	NE
Hepatobiliary disorders	Cholangitis	Western Europe/United States/Canada/Australia	298	60.2	0	0.0	300	60.2	0	0.0	NE			NE	NE	NE		NE	NE	NE	NE		NE	NE	NE	NE	NE	NE		NE	NE	NE
Hepatobiliary disorders	Cholangitis	Asia	140	28.3	0	0.0	139	27.9	1	0.7		*	Quasi-complete separation of data points detected.				*	WARNING: The relative Hessian convergence criterion of 19.480043432 is greater than the limit of 0.0001. The convergence is questionable.			0.00		Algorithm converged.	0.00	NE	0.9999		>999.99		Algorithm converged.	0.00	NE
Hepatobiliary disorders	Cholangitis	Rest of World	57	11.5	0	0.0	59	11.8	0	0.0	NE			NE	NE	NE		NE	NE	NE	NE		NE	NE	NE	NE		NE		NE	NE	NE
Hepatobiliary disorders	Cholestasis	Western Europe/United States/Canada/Australia	298	60.2	1	0.3	300	60.2	0	0.0		*	Quasi-complete separation of data points detected.				*	WARNING: The relative Hessian convergence criterion of 44.806790292 is greater than the limit of 0.0001. The convergence is questionable.			NE		Algorithm converged.	NE	NE	NE	NE	NE		Algorithm converged.	NE	NE
Hepatobiliary disorders	Cholestasis	Asia	140	28.3	0	0.0	139	27.9	0	0.0	NE			NE	NE	NE		NE	NE	NE	NE		NE	NE	NE	NE		NE		NE	NE	NE
Hepatobiliary disorders	Cholestasis	Rest of World	57	11.5	0	0.0	59	11.8	0	0.0	NE			NE	NE	NE		NE	NE	NE	NE		NE	NE	NE	NE		NE		NE	NE	NE
Hepatobiliary disorders	Hepatic function abnormal	Western Europe/United States/Canada/Australia	298	60.2	0	0.0	300	60.2	0	0.0	NE			NE	NE	NE		NE	NE	NE	NE		NE	NE	NE	NE	NE	NE		NE	NE	NE
Hepatobiliary disorders	Hepatic function abnormal	Asia	140	28.3	0	0.0	139	27.9	1	0.7		*	Quasi-complete separation of data points detected.				*	WARNING: The relative Hessian convergence criterion of 19.480043432 is greater than the limit of 0.0001. The convergence is questionable.			0.00		Algorithm converged.	0.00	NE	0.9999		>999.99		Algorithm converged.	0.00	NE
Hepatobiliary disorders	Hepatic function abnormal	Rest of World	57	11.5	0	0.0	59	11.8	0	0.0	NE			NE	NE	NE		NE	NE	NE	NE		NE	NE	NE	NE		NE		NE	NE	NE
Hepatobiliary disorders	Hypertransaminasaemia	Western Europe/United States/Canada/Australia	298	60.2	0	0.0	300	60.2	1	0.3		*	Quasi-complete separation of data points detected.				*	ERROR: The mean parameter is either invalid or at a limit of its range for some observations.			0.00		Algorithm converged.	0.00	NE	0.9999	NE	>999.99		Algorithm converged.	0.00	NE
Hepatobiliary disorders	Hypertransaminasaemia	Asia	140	28.3	0	0.0	139	27.9	0	0.0	NE			NE	NE	NE		NE	NE	NE	NE		NE	NE	NE	NE		NE		NE	NE	NE
Hepatobiliary disorders	Hypertransaminasaemia	Rest of World	57	11.5	0	0.0	59	11.8	0	0.0	NE			NE	NE	NE		NE	NE	NE	NE		NE	NE	NE	NE		NE		NE	NE	NE
Immune system disorders		Western Europe/United States/Canada/Australia	298	60.2	1	0.3	300	60.2	1	0.3	1.01		Convergence criterion (GCONV=1E-8) satisfied.	0.06	16.17	0.000		Algorithm converged.	-0.009	0.009	1.01		Algorithm converged.	0.06	16.02	0.9962	1.0000	0.99		Algorithm converged.	0.06	15.81
Immune system disorders		Asia	140	28.3	0	0.0	139	27.9	0	0.0	NE			NE	NE	NE		NE	NE	NE	NE		NE	NE	NE	NE		NE		NE	NE	NE
Immune system disorders		Rest of World	57	11.5	0	0.0	59	11.8	0	0.0	NE			NE	NE	NE		NE	NE	NE	NE		NE	NE	NE	NE		NE		NE	NE	NE
Immune system disorders	Haemophagocytic lymphohistiocytosis	Western Europe/United States/Canada/Australia	298	60.2	0	0.0	300	60.2	1	0.3		*	Quasi-complete separation of data points detected.				*	ERROR: The mean parameter is either invalid or at a limit of its range for some observations.			0.00		Algorithm converged.	0.00	NE	0.9999	NE	>999.99		Algorithm converged.	0.00	NE
Immune system disorders	Haemophagocytic lymphohistiocytosis	Asia	140	28.3	0	0.0	139	27.9	0	0.0	NE			NE	NE	NE		NE	NE	NE	NE		NE	NE	NE	NE		NE		NE	NE	NE
Immune system disorders	Haemophagocytic lymphohistiocytosis	Rest of World	57	11.5	0	0.0	59	11.8	0	0.0	NE			NE	NE	NE		NE	NE	NE	NE		NE	NE	NE	NE		NE		NE	NE	NE
Immune system disorders	Hypogammaglobulinaemia	Western Europe/United States/Canada/Australia	298	60.2	1	0.3	300	60.2	0	0.0		*	Quasi-complete separation of data points detected.				*	WARNING: Negative of Hessian not positive definite.			NE		Algorithm converged.	NE	NE	NE	NE	NE		Algorithm converged.	NE	NE
Immune system disorders	Hypogammaglobulinaemia	Asia	140	28.3	0	0.0	139	27.9	0	0.0	NE			NE	NE	NE		NE	NE	NE	NE		NE	NE	NE	NE		NE		NE	NE	NE
Immune system disorders	Hypogammaglobulinaemia	Rest of World	57	11.5	0	0.0	59	11.8	0	0.0	NE			NE	NE	NE		NE	NE	NE	NE		NE	NE	NE	NE		NE		NE	NE	NE
Infections and infestations		Western Europe/United States/Canada/Australia	298	60.2	40	13.4	300	60.2	25	8.3	1.71		Convergence criterion (GCONV=1E-8) satisfied.	1.01	2.89	0.051		Algorithm converged.	0.001	0.101	1.61		Algorithm converged.	1.00	2.59	0.0484	0.0524	0.62		Algorithm converged.	0.39	1.00
Infections and infestations		Asia	140	28.3	14	10.0	139	27.9	22	15.8	0.59		Convergence criterion (GCONV=1E-8) satisfied.	0.29	1.21	-0.058		Algorithm converged.	-0.137	0.020	0.63		Algorithm converged.	0.34	1.18	0.1516		1.58		Algorithm converged.	0.84	2.96
Infections and infestations		Rest of World	57	11.5	10	17.5	59	11.8	7	11.9	1.58		Convergence criterion (GCONV=1E-8) satisfied.	0.56	4.49	0.057		Algorithm converged.	-0.072	0.185	1.48		Algorithm converged.	0.60	3.62	0.3915		0.68		Algorithm converged.	0.28	1.65
Infections and infestations	Abdominal abscess	Western Europe/United States/Canada/Australia	298	60.2	1	0.3	300	60.2	0	0.0		*	Quasi-complete separation of data points detected.				*	WARNING: The relative Hessian convergence criterion of 44.806790292 is greater than the limit of 0.0001. The convergence is questionable.			NE		Algorithm converged.	NE	NE	NE	NE	NE		Algorithm converged.	NE	NE
Infections and infestations	Abdominal abscess	Asia	140	28.3	0	0.0	139	27.9	0	0.0	NE			NE	NE	NE		NE	NE	NE	NE		NE	NE	NE	NE		NE		NE	NE	NE
Infections and infestations	Abdominal abscess	Rest of World	57	11.5	0	0.0	59	11.8	0	0.0	NE			NE	NE	NE		NE	NE	NE	NE		NE	NE	NE	NE		NE		NE	NE	NE
Infections and infestations	Abdominal infection	Western Europe/United States/Canada/Australia	298	60.2	0	0.0	300	60.2	1	0.3		*	Quasi-complete separation of data points detected.				*	ERROR: The mean parameter is either invalid or at a limit of its range for some observations.			0.00		Algorithm converged.	0.00	NE	0.9999	NE	>999.99		Algorithm converged.	0.00	NE
Infections and infestations	Abdominal infection	Asia	140	28.3	0	0.0	139	27.9	1	0.7		*	Quasi-complete separation of data points detected.				*	WARNING: The relative Hessian convergence criterion of 19.480043296 is greater than the limit of 0.0001. The convergence is questionable.			0.00		Algorithm converged.	0.00	NE	0.9999		>999.99		Algorithm converged.	0.00	NE
Infections and infestations	Abdominal infection	Rest of World	57	11.5	0	0.0	59	11.8	0	0.0	NE			NE	NE	NE		NE	NE	NE	NE		NE	NE	NE	NE		NE		NE	NE	NE
Infections and infestations	Abscess	Western Europe/United States/Canada/Australia	298	60.2	0	0.0	300	60.2	1	0.3		*	Quasi-complete separation of data points detected.				*	ERROR: The mean parameter is either invalid or at a limit of its range for some observations.			0.00		Algorithm converged.	0.00	NE	0.9999	NE	>999.99		Algorithm converged.	0.00	NE
Infections and infestations	Abscess	Asia	140	28.3	0	0.0	139	27.9	0	0.0	NE			NE	NE	NE		NE	NE	NE	NE		NE	NE	NE	NE		NE		NE	NE	NE
Infections and infestations	Abscess	Rest of World	57	11.5	0	0.0	59	11.8	0	0.0	NE			NE	NE	NE		NE	NE	NE	NE		NE	NE	NE	NE		NE		NE	NE	NE
Infections and infestations	Actinomycotic abdominal infection	Western Europe/United States/Canada/Australia	298	60.2	0	0.0	300	60.2	1	0.3		*	Quasi-complete separation of data points detected.				*	ERROR: The mean parameter is either invalid or at a limit of its range for some observations.			0.00		Algorithm converged.	0.00	NE	0.9999	NE	>999.99		Algorithm converged.	0.00	NE
Infections and infestations	Actinomycotic abdominal infection	Asia	140	28.3	0	0.0	139	27.9	0	0.0	NE			NE	NE	NE		NE	NE	NE	NE		NE	NE	NE	NE		NE		NE	NE	NE
Infections and infestations	Actinomycotic abdominal infection	Rest of World	57	11.5	0	0.0	59	11.8	0	0.0	NE			NE	NE	NE		NE	NE	NE	NE		NE	NE	NE	NE		NE		NE	NE	NE
Infections and infestations	Appendicitis	Western Europe/United States/Canada/Australia	298	60.2	1	0.3	300	60.2	0	0.0		*	Quasi-complete separation of data points detected.				*	WARNING: Negative of Hessian not positive definite.			NE		Algorithm converged.	NE	NE	NE	NE	NE		Algorithm converged.	NE	NE
Infections and infestations	Appendicitis	Asia	140	28.3	0	0.0	139	27.9	0	0.0	NE			NE	NE	NE		NE	NE	NE	NE		NE	NE	NE	NE		NE		NE	NE	NE
Infections and infestations	Appendicitis	Rest of World	57	11.5	0	0.0	59	11.8	0	0.0	NE			NE	NE	NE		NE	NE	NE	NE		NE	NE	NE	NE		NE		NE	NE	NE
Infections and infestations	Aspergillus infection	Western Europe/United States/Canada/Australia	298	60.2	1	0.3	300	60.2	0	0.0		*	Quasi-complete separation of data points detected.				*	WARNING: Negative of Hessian not positive definite.			NE		Algorithm converged.	NE	NE	NE	NE	NE		Algorithm converged.	NE	NE
Infections and infestations	Aspergillus infection	Asia	140	28.3	0	0.0	139	27.9	0	0.0	NE			NE	NE	NE		NE	NE	NE	NE		NE	NE	NE	NE		NE		NE	NE	NE
Infections and infestations	Aspergillus infection	Rest of World	57	11.5	0	0.0	59	11.8	0	0.0	NE			NE	NE	NE		NE	NE	NE	NE		NE	NE	NE	NE		NE		NE	NE	NE
Infections and infestations	Atypical pneumonia	Western Europe/United States/Canada/Australia	298	60.2	0	0.0	300	60.2	1	0.3		*	Quasi-complete separation of data points detected.				*	ERROR: The mean parameter is either invalid or at a limit of its range for some observations.			0.00		Algorithm converged.	0.00	NE	0.9999	NE	>999.99		Algorithm converged.	0.00	NE
Infections and infestations	Atypical pneumonia	Asia	140	28.3	0	0.0	139	27.9	0	0.0	NE			NE	NE	NE		NE	NE	NE	NE		NE	NE	NE	NE		NE		NE	NE	NE
Infections and infestations	Atypical pneumonia	Rest of World	57	11.5	0	0.0	59	11.8	0	0.0	NE			NE	NE	NE		NE	NE	NE	NE		NE	NE	NE	NE		NE		NE	NE	NE
Infections and infestations	Bacteraemia	Western Europe/United States/Canada/Australia	298	60.2	1	0.3	300	60.2	0	0.0		*	Quasi-complete separation of data points detected.				*	WARNING: Negative of Hessian not positive definite.			NE		Algorithm converged.	NE	NE	NE	0.4271	NE		Algorithm converged.	NE	NE
Infections and infestations	Bacteraemia	Asia	140	28.3	1	0.7	139	27.9	0	0.0		*	Quasi-complete separation of data points detected.				*	WARNING: Negative of Hessian not positive definite.			NE		Algorithm converged.	NE	NE	NE		NE		Algorithm converged.	NE	NE
Infections and infestations	Bacteraemia	Rest of World	57	11.5	1	1.8	59	11.8	1	1.7	1.04		Convergence criterion (GCONV=1E-8) satisfied.	0.06	16.96	0.001		Algorithm converged.	-0.047	0.048	1.04		Algorithm converged.	0.07	16.16	0.9804		0.97		Algorithm converged.	0.06	15.08
Infections and infestations	Bronchitis	Western Europe/United States/Canada/Australia	298	60.2	0	0.0	300	60.2	1	0.3		*	Quasi-complete separation of data points detected.				*	ERROR: The mean parameter is either invalid or at a limit of its range for some observations.			0.00		Algorithm converged.	0.00	NE	0.9999	NE	>999.99		Algorithm converged.	0.00	NE
Infections and infestations	Bronchitis	Asia	140	28.3	0	0.0	139	27.9	0	0.0	NE			NE	NE	NE		NE	NE	NE	NE		NE	NE	NE	NE		NE		NE	NE	NE
Infections and infestations	Bronchitis	Rest of World	57	11.5	0	0.0	59	11.8	0	0.0	NE			NE	NE	NE		NE	NE	NE	NE		NE	NE	NE	NE		NE		NE	NE	NE
Infections and infestations	Bronchitis bacterial	Western Europe/United States/Canada/Australia	298	60.2	1	0.3	300	60.2	0	0.0		*	Quasi-complete separation of data points detected.				*	WARNING: Negative of Hessian not positive definite.			NE		Algorithm converged.	NE	NE	NE	NE	NE		Algorithm converged.	NE	NE
Infections and infestations	Bronchitis bacterial	Asia	140	28.3	0	0.0	139	27.9	0	0.0	NE			NE	NE	NE		NE	NE	NE	NE		NE	NE	NE	NE		NE		NE	NE	NE
Infections and infestations	Bronchitis bacterial	Rest of World	57	11.5	0	0.0	59	11.8	0	0.0	NE			NE	NE	NE		NE	NE	NE	NE		NE	NE	NE	NE		NE		NE	NE	NE
Infections and infestations	Bronchopulmonary aspergillosis	Western Europe/United States/Canada/Australia	298	60.2	1	0.3	300	60.2	0	0.0		*	Quasi-complete separation of data points detected.				*	WARNING: Negative of Hessian not positive definite.			NE		Algorithm converged.	NE	NE	NE	NE	NE		Algorithm converged.	NE	NE
Infections and infestations	Bronchopulmonary aspergillosis	Asia	140	28.3	0	0.0	139	27.9	0	0.0	NE			NE	NE	NE		NE	NE	NE	NE		NE	NE	NE	NE		NE		NE	NE	NE
Infections and infestations	Bronchopulmonary aspergillosis	Rest of World	57	11.5	0	0.0	59	11.8	0	0.0	NE			NE	NE	NE		NE	NE	NE	NE		NE	NE	NE	NE		NE		NE	NE	NE
Infections and infestations	Campylobacter gastroenteritis	Western Europe/United States/Canada/Australia	298	60.2	1	0.3	300	60.2	0	0.0		*	Quasi-complete separation of data points detected.				*	WARNING: The relative Hessian convergence criterion of 44.806790292 is greater than the limit of 0.0001. The convergence is questionable.			NE		Algorithm converged.	NE	NE	NE	NE	NE		Algorithm converged.	NE	NE
Infections and infestations	Campylobacter gastroenteritis	Asia	140	28.3	0	0.0	139	27.9	0	0.0	NE			NE	NE	NE		NE	NE	NE	NE		NE	NE	NE	NE		NE		NE	NE	NE
Infections and infestations	Campylobacter gastroenteritis	Rest of World	57	11.5	0	0.0	59	11.8	0	0.0	NE			NE	NE	NE		NE	NE	NE	NE		NE	NE	NE	NE		NE		NE	NE	NE
Infections and infestations	Cellulitis	Western Europe/United States/Canada/Australia	298	60.2	3	1.0	300	60.2	1	0.3	3.04		Convergence criterion (GCONV=1E-8) satisfied.	0.31	29.39	0.007		Algorithm converged.	-0.006	0.020	3.02		Algorithm converged.	0.32	28.87	0.3372	NE	0.33		Algorithm converged.	0.03	3.17
Infections and infestations	Cellulitis	Asia	140	28.3	0	0.0	139	27.9	0	0.0	NE			NE	NE	NE		NE	NE	NE	NE		NE	NE	NE	NE		NE		NE	NE	NE
Infections and infestations	Cellulitis	Rest of World	57	11.5	0	0.0	59	11.8	0	0.0	NE			NE	NE	NE		NE	NE	NE	NE		NE	NE	NE	NE		NE		NE	NE	NE
Infections and infestations	Clostridium difficile colitis	Western Europe/United States/Canada/Australia	298	60.2	2	0.7	300	60.2	0	0.0		*	Quasi-complete separation of data points detected.				*	WARNING: Negative of Hessian not positive definite.			NE		Algorithm converged.	NE	NE	NE	NE	NE		Algorithm converged.	NE	NE
Infections and infestations	Clostridium difficile colitis	Asia	140	28.3	0	0.0	139	27.9	0	0.0	NE			NE	NE	NE		NE	NE	NE	NE		NE	NE	NE	NE		NE		NE	NE	NE
Infections and infestations	Clostridium difficile colitis	Rest of World	57	11.5	0	0.0	59	11.8	0	0.0	NE			NE	NE	NE		NE	NE	NE	NE		NE	NE	NE	NE		NE		NE	NE	NE
Infections and infestations	Clostridium difficile infection	Western Europe/United States/Canada/Australia	298	60.2	2	0.7	300	60.2	0	0.0		*	Quasi-complete separation of data points detected.				*	WARNING: Negative of Hessian not positive definite.			NE		Algorithm converged.	NE	NE	NE	NE	NE		Algorithm converged.	NE	NE
Infections and infestations	Clostridium difficile infection	Asia	140	28.3	0	0.0	139	27.9	0	0.0	NE			NE	NE	NE		NE	NE	NE	NE		NE	NE	NE	NE		NE		NE	NE	NE
Infections and infestations	Clostridium difficile infection	Rest of World	57	11.5	0	0.0	59	11.8	0	0.0	NE			NE	NE	NE		NE	NE	NE	NE		NE	NE	NE	NE		NE		NE	NE	NE
Infections and infestations	Coronavirus infection	Western Europe/United States/Canada/Australia	298	60.2	0	0.0	300	60.2	1	0.3		*	Quasi-complete separation of data points detected.				*	ERROR: The mean parameter is either invalid or at a limit of its range for some observations.			0.00		Algorithm converged.	0.00	NE	0.9999	NE	>999.99		Algorithm converged.	0.00	NE

Infections and infestations	Coronavirus infection	Asia	140	28.3	0	0.0	139	27.9	0	0.0	NE			NE	NE	NE		NE	NE	NE	NE		NE	NE	NE	NE		NE		NE	NE	NE
Infections and infestations	Coronavirus infection	Rest of World	57	11.5	0	0.0	59	11.8	0	0.0	NE			NE	NE	NE		NE	NE	NE	NE		NE	NE	NE	NE		NE		NE	NE	NE
Infections and infestations	Device related infection	Western Europe/United States/Canada/Australia	298	60.2	3	1.0	300	60.2	1	0.3	3.04		Convergence criterion (GCONV=1E-8) satisfied.	0.31	29.39	0.007		Algorithm converged.	-0.006	0.020	3.02		Algorithm converged.	0.32	28.87	0.3372	NE	0.33		Algorithm converged.	0.03	3.17
Infections and infestations	Device related infection	Asia	140	28.3	0	0.0	139	27.9	0	0.0	NE			NE	NE	NE		NE	NE	NE	NE		NE	NE	NE	NE		NE		NE	NE	NE
Infections and infestations	Device related infection	Rest of World	57	11.5	0	0.0	59	11.8	0	0.0	NE			NE	NE	NE		NE	NE	NE	NE		NE	NE	NE	NE		NE		NE	NE	NE
Infections and infestations	Device related sepsis	Western Europe/United States/Canada/Australia	298	60.2	1	0.3	300	60.2	0	0.0		*	Quasi-complete separation of data points detected.				*	WARNING: Negative of Hessian not positive definite.			NE		Algorithm converged.	NE	NE	NE	NE	NE		Algorithm converged.	NE	NE
Infections and infestations	Device related sepsis	Asia	140	28.3	0	0.0	139	27.9	0	0.0	NE			NE	NE	NE		NE	NE	NE	NE		NE	NE	NE	NE		NE		NE	NE	NE
Infections and infestations	Device related sepsis	Rest of World	57	11.5	0	0.0	59	11.8	0	0.0	NE			NE	NE	NE		NE	NE	NE	NE		NE	NE	NE	NE		NE		NE	NE	NE
Infections and infestations	Diarrhoea infectious	Western Europe/United States/Canada/Australia	298	60.2	0	0.0	300	60.2	0	0.0	NE			NE	NE	NE		NE	NE	NE	NE		NE	NE	NE	NE	NE	NE		NE	NE	NE
Infections and infestations	Diarrhoea infectious	Asia	140	28.3	0	0.0	139	27.9	1	0.7		*	Quasi-complete separation of data points detected.				*	WARNING: The relative Hessian convergence criterion of 19.480043432 is greater than the limit of 0.0001. The convergence is questionable.			0.00		Algorithm converged.	0.00	NE	0.9999		>999.99		Algorithm converged.	0.00	NE
Infections and infestations	Diarrhoea infectious	Rest of World	57	11.5	0	0.0	59	11.8	0	0.0	NE			NE	NE	NE		NE	NE	NE	NE		NE	NE	NE	NE		NE		NE	NE	NE
Infections and infestations	Enterobacter infection	Western Europe/United States/Canada/Australia	298	60.2	0	0.0	300	60.2	1	0.3		*	Quasi-complete separation of data points detected.				*	ERROR: The mean parameter is either invalid or at a limit of its range for some observations.			0.00		Algorithm converged.	0.00	NE	0.9999	NE	>999.99		Algorithm converged.	0.00	NE
Infections and infestations	Enterobacter infection	Asia	140	28.3	0	0.0	139	27.9	0	0.0	NE			NE	NE	NE		NE	NE	NE	NE		NE	NE	NE	NE		NE		NE	NE	NE
Infections and infestations	Enterobacter infection	Rest of World	57	11.5	0	0.0	59	11.8	0	0.0	NE			NE	NE	NE		NE	NE	NE	NE		NE	NE	NE	NE		NE		NE	NE	NE
Infections and infestations	Enterocolitis infectious	Western Europe/United States/Canada/Australia	298	60.2	1	0.3	300	60.2	0	0.0		*	Quasi-complete separation of data points detected.				*	WARNING: Negative of Hessian not positive definite.			NE		Algorithm converged.	NE	NE	NE	NE	NE		Algorithm converged.	NE	NE
Infections and infestations	Enterocolitis infectious	Asia	140	28.3	0	0.0	139	27.9	0	0.0	NE			NE	NE	NE		NE	NE	NE	NE		NE	NE	NE	NE		NE		NE	NE	NE
Infections and infestations	Enterocolitis infectious	Rest of World	57	11.5	0	0.0	59	11.8	0	0.0	NE			NE	NE	NE		NE	NE	NE	NE		NE	NE	NE	NE		NE		NE	NE	NE
Infections and infestations	Erysipelas	Western Europe/United States/Canada/Australia	298	60.2	0	0.0	300	60.2	0	0.0	NE			NE	NE	NE		NE	NE	NE	NE		NE	NE	NE	NE	NE	NE		NE	NE	NE
Infections and infestations	Erysipelas	Asia	140	28.3	0	0.0	139	27.9	0	0.0	NE			NE	NE	NE		NE	NE	NE	NE		NE	NE	NE	NE		NE		NE	NE	NE
Infections and infestations	Erysipelas	Rest of World	57	11.5	1	1.8	59	11.8	0	0.0		*	Quasi-complete separation of data points detected.				*	ERROR: Error in computing the link function, its derivatives, or the variance function.			NE		Algorithm converged.	NE	NE	NE		NE		Algorithm converged.	NE	NE
Infections and infestations	Escherichia sepsis	Western Europe/United States/Canada/Australia	298	60.2	1	0.3	300	60.2	0	0.0		*	Quasi-complete separation of data points detected.				*	WARNING: Negative of Hessian not positive definite.			NE		Algorithm converged.	NE	NE	NE	NE	NE		Algorithm converged.	NE	NE
Infections and infestations	Escherichia sepsis	Asia	140	28.3	0	0.0	139	27.9	1	0.7		*	Quasi-complete separation of data points detected.				*	WARNING: The relative Hessian convergence criterion of 19.480043432 is greater than the limit of 0.0001. The convergence is questionable.			0.00		Algorithm converged.	0.00	NE	0.9999		>999.99		Algorithm converged.	0.00	NE
Infections and infestations	Escherichia sepsis	Rest of World	57	11.5	0	0.0	59	11.8	0	0.0	NE			NE	NE	NE		NE	NE	NE	NE		NE	NE	NE	NE		NE		NE	NE	NE
Infections and infestations	Fungal infection	Western Europe/United States/Canada/Australia	298	60.2	0	0.0	300	60.2	0	0.0	NE			NE	NE	NE		NE	NE	NE	NE		NE	NE	NE	NE	NE	NE		NE	NE	NE
Infections and infestations	Fungal infection	Asia	140	28.3	0	0.0	139	27.9	1	0.7		*	Quasi-complete separation of data points detected.				*	WARNING: The relative Hessian convergence criterion of 19.480043296 is greater than the limit of 0.0001. The convergence is questionable.			0.00		Algorithm converged.	0.00	NE	0.9999		>999.99		Algorithm converged.	0.00	NE
Infections and infestations	Fungal infection	Rest of World	57	11.5	0	0.0	59	11.8	0	0.0	NE			NE	NE	NE		NE	NE	NE	NE		NE	NE	NE	NE		NE		NE	NE	NE
Infections and infestations	Gastroenteritis viral	Western Europe/United States/Canada/Australia	298	60.2	1	0.3	300	60.2	0	0.0		*	Quasi-complete separation of data points detected.				*	WARNING: The relative Hessian convergence criterion of 44.806790292 is greater than the limit of 0.0001. The convergence is questionable.			NE		Algorithm converged.	NE	NE	NE	NE	NE		Algorithm converged.	NE	NE
Infections and infestations	Gastroenteritis viral	Asia	140	28.3	0	0.0	139	27.9	0	0.0	NE			NE	NE	NE		NE	NE	NE	NE		NE	NE	NE	NE		NE		NE	NE	NE
Infections and infestations	Gastroenteritis viral	Rest of World	57	11.5	0	0.0	59	11.8	0	0.0	NE			NE	NE	NE		NE	NE	NE	NE		NE	NE	NE	NE		NE		NE	NE	NE
Infections and infestations	Gastrointestinal infection	Western Europe/United States/Canada/Australia	298	60.2	0	0.0	300	60.2	0	0.0	NE			NE	NE	NE		NE	NE	NE	NE		NE	NE	NE	NE	NE	NE		NE	NE	NE
Infections and infestations	Gastrointestinal infection	Asia	140	28.3	1	0.7	139	27.9	0	0.0		*	Quasi-complete separation of data points detected.				*	WARNING: Negative of Hessian not positive definite.			NE		Algorithm converged.	NE	NE	NE		NE		Algorithm converged.	NE	NE
Infections and infestations	Gastrointestinal infection	Rest of World	57	11.5	0	0.0	59	11.8	0	0.0	NE			NE	NE	NE		NE	NE	NE	NE		NE	NE	NE	NE		NE		NE	NE	NE
Infections and infestations	Herpes simplex	Western Europe/United States/Canada/Australia	298	60.2	0	0.0	300	60.2	1	0.3		*	Quasi-complete separation of data points detected.				*	ERROR: The mean parameter is either invalid or at a limit of its range for some observations.			0.00		Algorithm converged.	0.00	NE	0.9999	NE	>999.99		Algorithm converged.	0.00	NE
Infections and infestations	Herpes simplex	Asia	140	28.3	0	0.0	139	27.9	0	0.0	NE			NE	NE	NE		NE	NE	NE	NE		NE	NE	NE	NE		NE		NE	NE	NE
Infections and infestations	Herpes simplex	Rest of World	57	11.5	0	0.0	59	11.8	0	0.0	NE			NE	NE	NE		NE	NE	NE	NE		NE	NE	NE	NE		NE		NE	NE	NE
Infections and infestations	Herpes zoster	Western Europe/United States/Canada/Australia	298	60.2	0	0.0	300	60.2	0	0.0	NE			NE	NE	NE		NE	NE	NE	NE		NE	NE	NE	NE	NE	NE		NE	NE	NE
Infections and infestations	Herpes zoster	Asia	140	28.3	0	0.0	139	27.9	2	1.4		*	Quasi-complete separation of data points detected.				*	WARNING: The relative Hessian convergence criterion of 12.308584972 is greater than the limit of 0.0001. The convergence is questionable.			0.00		Algorithm converged.	0.00	NE	0.9999		>999.99		Algorithm converged.	0.00	NE
Infections and infestations	Herpes zoster	Rest of World	57	11.5	0	0.0	59	11.8	0	0.0	NE			NE	NE	NE		NE	NE	NE	NE		NE	NE	NE	NE		NE		NE	NE	NE
Infections and infestations	Infection	Western Europe/United States/Canada/Australia	298	60.2	3	1.0	300	60.2	1	0.3	3.04		Convergence criterion (GCONV=1E-8) satisfied.	0.31	29.39	0.007		Algorithm converged.	-0.006	0.020	3.02		Algorithm converged.	0.32	28.87	0.3372	0.6277	0.33		Algorithm converged.	0.03	3.17
Infections and infestations	Infection	Asia	140	28.3	0	0.0	139	27.9	0	0.0	NE			NE	NE	NE		NE	NE	NE	NE		NE	NE	NE	NE		NE		NE	NE	NE
Infections and infestations	Infection	Rest of World	57	11.5	2	3.5	59	11.8	0	0.0		*	Quasi-complete separation of data points detected.				*	ERROR: Error in computing the link function, its derivatives, or the variance function.			NE		Algorithm converged.	NE	NE	NE		NE		Algorithm converged.	NE	NE
Infections and infestations	Influenza	Western Europe/United States/Canada/Australia	298	60.2	2	0.7	300	60.2	0	0.0		*	Quasi-complete separation of data points detected.				*	WARNING: Negative of Hessian not positive definite.			NE		Algorithm converged.	NE	NE	NE	NE	NE		Algorithm converged.	NE	NE
Infections and infestations	Influenza	Asia	140	28.3	0	0.0	139	27.9	0	0.0	NE			NE	NE	NE		NE	NE	NE	NE		NE	NE	NE	NE		NE		NE	NE	NE
Infections and infestations	Influenza	Rest of World	57	11.5	0	0.0	59	11.8	0	0.0	NE			NE	NE	NE		NE	NE	NE	NE		NE	NE	NE	NE		NE		NE	NE	NE
Infections and infestations	Intervertebral discitis	Western Europe/United States/Canada/Australia	298	60.2	0	0.0	300	60.2	1	0.3		*	Quasi-complete separation of data points detected.				*	ERROR: The mean parameter is either invalid or at a limit of its range for some observations.			0.00		Algorithm converged.	0.00	NE	0.9999	NE	>999.99		Algorithm converged.	0.00	NE
Infections and infestations	Intervertebral discitis	Asia	140	28.3	0	0.0	139	27.9	0	0.0	NE			NE	NE	NE		NE	NE	NE	NE		NE	NE	NE	NE		NE		NE	NE	NE
Infections and infestations	Intervertebral discitis	Rest of World	57	11.5	0	0.0	59	11.8	0	0.0	NE			NE	NE	NE		NE	NE	NE	NE		NE	NE	NE	NE		NE		NE	NE	NE
Infections and infestations	Mediastinitis	Western Europe/United States/Canada/Australia	298	60.2	1	0.3	300	60.2	0	0.0		*	Quasi-complete separation of data points detected.				*	WARNING: The relative Hessian convergence criterion of 44.806790292 is greater than the limit of 0.0001. The convergence is questionable.			NE		Algorithm converged.	NE	NE	NE	NE	NE		Algorithm converged.	NE	NE
Infections and infestations	Mediastinitis	Asia	140	28.3	0	0.0	139	27.9	0	0.0	NE			NE	NE	NE		NE	NE	NE	NE		NE	NE	NE	NE		NE		NE	NE	NE
Infections and infestations	Mediastinitis	Rest of World	57	11.5	0	0.0	59	11.8	0	0.0	NE			NE	NE	NE		NE	NE	NE	NE		NE	NE	NE	NE		NE		NE	NE	NE
Infections and infestations	Nail infection	Western Europe/United States/Canada/Australia	298	60.2	1	0.3	300	60.2	0	0.0		*	Quasi-complete separation of data points detected.				*	WARNING: Negative of Hessian not positive definite.			NE		Algorithm converged.	NE	NE	NE	NE	NE		Algorithm converged.	NE	NE
Infections and infestations	Nail infection	Asia	140	28.3	0	0.0	139	27.9	0	0.0	NE			NE	NE	NE		NE	NE	NE	NE		NE	NE	NE	NE		NE		NE	NE	NE
Infections and infestations	Nail infection	Rest of World	57	11.5	0	0.0	59	11.8	0	0.0	NE			NE	NE	NE		NE	NE	NE	NE		NE	NE	NE	NE		NE		NE	NE	NE
Infections and infestations	Neutropenic sepsis	Western Europe/United States/Canada/Australia	298	60.2	1	0.3	300	60.2	1	0.3	1.01		Convergence criterion (GCONV=1E-8) satisfied.	0.06	16.17	0.000		Algorithm converged.	-0.009	0.009	1.01		Algorithm converged.	0.06	16.02	0.9962	1.0000	0.99		Algorithm converged.	0.06	15.81
Infections and infestations	Neutropenic sepsis	Asia	140	28.3	0	0.0	139	27.9	0	0.0	NE			NE	NE	NE		NE	NE	NE	NE		NE	NE	NE	NE		NE		NE	NE	NE
Infections and infestations	Neutropenic sepsis	Rest of World	57	11.5	0	0.0	59	11.8	0	0.0	NE			NE	NE	NE		NE	NE	NE	NE		NE	NE	NE	NE		NE		NE	NE	NE
Infections and infestations	Oral herpes	Western Europe/United States/Canada/Australia	298	60.2	1	0.3	300	60.2	0	0.0		*	Quasi-complete separation of data points detected.				*	WARNING: The relative Hessian convergence criterion of 44.806790292 is greater than the limit of 0.0001. The convergence is questionable.			NE		Algorithm converged.	NE	NE	NE	NE	NE		Algorithm converged.	NE	NE
Infections and infestations	Oral herpes	Asia	140	28.3	0	0.0	139	27.9	0	0.0	NE			NE	NE	NE		NE	NE	NE	NE		NE	NE	NE	NE		NE		NE	NE	NE
Infections and infestations	Oral herpes	Rest of World	57	11.5	0	0.0	59	11.8	0	0.0	NE			NE	NE	NE		NE	NE	NE	NE		NE	NE	NE	NE		NE		NE	NE	NE
Infections and infestations	Papilloma viral infection	Western Europe/United States/Canada/Australia	298	60.2	1	0.3	300	60.2	0	0.0		*	Quasi-complete separation of data points detected.				*	WARNING: Negative of Hessian not positive definite.			NE		Algorithm converged.	NE	NE	NE	NE	NE		Algorithm converged.	NE	NE
Infections and infestations	Papilloma viral infection	Asia	140	28.3	0	0.0	139	27.9	0	0.0	NE			NE	NE	NE		NE	NE	NE	NE		NE	NE	NE	NE		NE		NE	NE	NE
Infections and infestations	Papilloma viral infection	Rest of World	57	11.5	0	0.0	59	11.8	0	0.0	NE			NE	NE	NE		NE	NE	NE	NE		NE	NE	NE	NE		NE		NE	NE	NE
Infections and infestations	Peritonitis	Western Europe/United States/Canada/Australia	298	60.2	0	0.0	300	60.2	1	0.3		*	Quasi-complete separation of data points detected.				*	ERROR: The mean parameter is either invalid or at a limit of its range for some observations.			0.00		Algorithm converged.	0.00	NE	0.9999	NE	>999.99		Algorithm converged.	0.00	NE
Infections and infestations	Peritonitis	Asia	140	28.3	0	0.0	139	27.9	0	0.0	NE			NE	NE	NE		NE	NE	NE	NE		NE	NE	NE	NE		NE		NE	NE	NE
Infections and infestations	Peritonitis	Rest of World	57	11.5	0	0.0	59	11.8	0	0.0	NE			NE	NE	NE		NE	NE	NE	NE		NE	NE	NE	NE		NE		NE	NE	NE
Infections and infestations	Pneumocystis jirovecii pneumonia	Western Europe/United States/Canada/Australia	298	60.2	2	0.7	300	60.2	0	0.0		*	Quasi-complete separation of data points detected.				*	WARNING: Negative of Hessian not positive definite.			NE		Algorithm converged.	NE	NE	NE	NE	NE		Algorithm converged.	NE	NE
Infections and infestations	Pneumocystis jirovecii pneumonia	Asia	140	28.3	0	0.0	139	27.9	1	0.7		*	Quasi-complete separation of data points detected.				*	WARNING: The relative Hessian convergence criterion of 19.480043432 is greater than the limit of 0.0001. The convergence is questionable.			0.00		Algorithm converged.	0.00	NE	0.9999		>999.99		Algorithm converged.	0.00	NE
Infections and infestations	Pneumocystis jirovecii pneumonia	Rest of World	57	11.5	0	0.0	59	11.8	0	0.0	NE			NE	NE	NE		NE	NE	NE	NE		NE	NE	NE	NE		NE		NE	NE	NE
Infections and infestations	Pneumonia	Western Europe/United States/Canada/Australia	298	60.2	6	2.0	300	60.2	6	2.0	1.01		Convergence criterion (GCONV=1E-8) satisfied.	0.32	3.16	0.000		Algorithm converged.	-0.022	0.023	1.01		Algorithm converged.	0.33	3.09	0.9907	0.9760	0.99		Algorithm converged.	0.32	3.04
Infections and infestations	Pneumonia	Asia	140	28.3	9	6.4	139	27.9	10	7.2	0.89		Convergence criterion (GCONV=1E-8) satisfied.	0.35	2.25	-0.008		Algorithm converged.	-0.067	0.051	0.89		Algorithm converged.	0.37	2.13	0.7997		1.12		Algorithm converged.	0.47	2.67
Infections and infestations	Pneumonia	Rest of World	57	11.5	5	8.8	59	11.8	5	8.5	1.04		Convergence criterion (GCONV=1E-8) satisfied.	0.28	3.80	0.003		Algorithm converged.	-0.099	0.105	1.04		Algorithm converged.	0.32	3.39	0.9545		0.97		Algorithm converged.	0.30	3.16
Infections and infestations	Pneumonia bacterial	Western Europe/United States/Canada/Australia	298	60.2	1	0.3	300	60.2	0	0.0		*	Quasi-complete separation of data points detected.				*	WARNING: Negative of Hessian not positive definite.			NE		Algorithm converged.	NE	NE	NE	NE	NE		Algorithm converged.	NE	NE
Infections and infestations	Pneumonia bacterial	Asia	140	28.3	0	0.0	139	27.9	0	0.0	NE			NE	NE	NE		NE	NE	NE	NE		NE	NE	NE	NE		NE		NE	NE	NE
Infections and infestations	Pneumonia bacterial	Rest of World	57	11.5	0	0.0	59	11.8	0	0.0	NE			NE	NE	NE		NE	NE	NE	NE		NE	NE	NE	NE		NE		NE	NE	NE
Infections and infestations	Pneumonia klebsiella	Western Europe/United States/Canada/Australia	298	60.2	0	0.0	300	60.2	1	0.3		*	Quasi-complete separation of data points detected.				*	ERROR: The mean parameter is either invalid or at a limit of its range for some observations.			0.00		Algorithm converged.	0.00	NE	0.9999	NE	>999.99		Algorithm converged.	0.00	NE
Infections and infestations	Pneumonia klebsiella	Asia	140	28.3	0	0.0	139	27.9	0	0.0	NE			NE	NE	NE		NE	NE	NE	NE		NE	NE	NE	NE		NE		NE	NE	NE
Infections and infestations	Pneumonia klebsiella	Rest of World	57	11.5	0	0.0	59	11.8	0	0.0	NE			NE	NE	NE		NE	NE	NE	NE		NE	NE	NE	NE		NE		NE	NE	NE
Infections and infestations	Pneumonia pneumococcal	Western Europe/United States/Canada/Australia	298	60.2	1	0.3	300	60.2	0	0.0		*	Quasi-complete separation of data points detected.				*	WARNING: Negative of Hessian not positive definite.			NE		Algorithm converged.	NE	NE	NE	NE	NE		Algorithm converged.	NE	NE
Infections and infestations	Pneumonia pneumococcal	Asia	140	28.3	0	0.0	139	27.9	0	0.0	NE			NE	NE	NE		NE	NE	NE	NE		NE	NE	NE	NE		NE		NE	NE	NE
Infections and infestations	Pneumonia pneumococcal	Rest of World	57	11.5	0	0.0	59	11.8	0	0.0	NE			NE	NE	NE		NE	NE	NE	NE		NE	NE	NE	NE		NE		NE	NE	NE
Infections and infestations	Pneumonia viral	Western Europe/United States/Canada/Australia	298	60.2	1	0.3	300	60.2	0	0.0		*	Quasi-complete separation of data points detected.				*	WARNING: Negative of Hessian not positive definite.			NE		Algorithm converged.	NE	NE	NE	NE	NE		Algorithm converged.	NE	NE
Infections and infestations	Pneumonia viral	Asia	140	28.3	0	0.0	139	27.9	0	0.0	NE			NE	NE	NE		NE	NE	NE	NE		NE	NE	NE	NE		NE		NE	NE	NE
Infections and infestations	Pneumonia viral	Rest of World	57	11.5	0	0.0	59	11.8	0	0.0	NE			NE	NE	NE		NE	NE	NE	NE		NE	NE	NE	NE		NE		NE	NE	NE
Infections and infestations	Rectal abscess	Western Europe/United States/Canada/Australia	298	60.2	1	0.3	300	60.2	0	0.0		*	Quasi-complete separation of data points detected.				*	WARNING: The relative Hessian convergence criterion of 44.806790292 is greater than the limit of 0.0001. The convergence is questionable.			NE		Algorithm converged.	NE	NE	NE	NE	NE		Algorithm converged.	NE	NE
Infections and infestations	Rectal abscess	Asia	140	28.3	0	0.0	139	27.9	0	0.0	NE			NE	NE	NE		NE	NE	NE	NE		NE	NE	NE	NE		NE		NE	NE	NE
Infections and infestations	Rectal abscess	Rest of World	57	11.5	0	0.0	59	11.8	0	0.0	NE			NE	NE	NE		NE	NE	NE	NE		NE	NE	NE	NE		NE		NE	NE	NE
Infections and infestations	Respiratory tract infection	Western Europe/United States/Canada/Australia	298	60.2	1	0.3	300	60.2	0	0.0		*	Quasi-complete separation of data points detected.				*	WARNING: Negative of Hessian not positive definite.			NE		Algorithm converged.	NE	NE	NE	NE	NE		Algorithm converged.	NE	NE
Infections and infestations	Respiratory tract infection	Asia	140	28.3	1	0.7	139	27.9	0	0.0		*	Quasi-complete separation of data points detected.				*	WARNING: Negative of Hessian not positive definite.			NE		Algorithm converged.	NE	NE	NE		NE		Algorithm converged.	NE	NE
Infections and infestations	Respiratory tract infection	Rest of World	57	11.5	0	0.0	59	11.8	0	0.0	NE			NE	NE	NE		NE	NE	NE	NE		NE	NE	NE	NE		NE		NE	NE	NE
Infections and infestations	Scrotal infection	Western Europe/United States/Canada/Australia	298	60.2	0	0.0	300	60.2	1	0.3		*	Quasi-complete separation of data points detected.				*	ERROR: The mean parameter is either invalid or at a limit of its range for some observations.			0.00		Algorithm converged.	0.00	NE	0.9999	NE	>999.99		Algorithm converged.	0.00	NE
Infections and infestations	Scrotal infection	Asia	140	28.3	0	0.0	139	27.9	0	0.0	NE			NE	NE	NE		NE	NE	NE	NE		NE	NE	NE	NE		NE		NE	NE	NE
Infections and infestations	Scrotal infection	Rest of World	57	11.5	0	0.0	59	11.8	0	0.0	NE			NE	NE	NE		NE	NE	NE	NE		NE	NE	NE	NE		NE		NE	NE	NE
Infections and infestations	Sepsis	Western Europe/United States/Canada/Australia	298	60.2	4	1.3	300	60.2	2	0.7	2.03		Convergence criterion (GCONV=1E-8) satisfied.	0.37	11.15	0.007		Algorithm converged.	-0.009	0.023	2.01		Algorithm converged.	0.37	10.91	0.4169	0.1775	0.50		Algorithm converged.	0.09	2.69
Infections and infestations	Sepsis	Asia	140	28.3	0	0.0	139	27.9	1	0.7		*	Quasi-complete separation of data points detected.				*	WARNING: The relative Hessian convergence criterion of 19.480043296 is greater than the limit of 0.0001. The convergence is questionable.			0.00		Algorithm converged.	0.00	NE	0.9999		>999.99		Algorithm converged.	0.00	NE
Infections and infestations	Sepsis	Rest of World	57	11.5	0	0.0	59	11.8	1	1.7		*	Quasi-complete separation of data points detected.				*	WARNING: The relative Hessian convergence criterion of 10.540168611 is greater than the limit of 0.0001. The convergence is questionable.			0.00		Algorithm converged.	0.00	NE	0.9999		>999.99		Algorithm converged.	0.00	NE
Infections and infestations	Septic shock	Western Europe/United States/Canada/Australia	298	60.2	0	0.0	300	60.2	1	0.3		*	Quasi-complete separation of data points detected.				*	ERROR: The mean parameter is either invalid or at a limit of its range for some observations.			0.00		Algorithm converged.	0.00	NE	0.9999	NE	>999.99		Algorithm converged.	0.00	NE
Infections and infestations	Septic shock	Asia	140	28.3	0	0.0	139	27.9	2	1.4		*	Quasi-complete separation of data points detected.				*	WARNING: The relative Hessian convergence criterion of 12.308584972 is greater than the limit of 0.0001. The convergence is questionable.			0.00		Algorithm converged.	0.00	NE	0.9999		>999.99		Algorithm converged.	0.00	NE
Infections and infestations	Septic shock	Rest of World	57	11.5	0	0.0	59	11.8	0	0.0	NE			NE	NE	NE		NE	NE	NE	NE		NE	NE	NE	NE		NE		NE	NE	NE
Infections and infestations	Skin infection	Western Europe/United States/Canada/Australia	298	60.2	1	0.3	300	60.2	0	0.0		*	Quasi-complete separation of data points detected.				*	WARNING: Negative of Hessian not positive definite.			NE		Algorithm converged.	NE	NE	NE	NE	NE		Algorithm converged.	NE	NE
Infections and infestations	Skin infection	Asia	140	28.3	0	0.0	139	27.9	1	0.7		*	Quasi-complete separation of data points detected.				*	WARNING: The relative Hessian convergence criterion of 19.480043296 is greater than the limit of 0.0001. The convergence is questionable.			0.00		Algorithm converged.	0.00	NE	0.9999		>999.99		Algorithm converged.	0.00	NE
Infections and infestations	Skin infection	Rest of World	57	11.5	0	0.0	59	11.8	0	0.0	NE			NE	NE	NE		NE	NE	NE	NE		NE	NE	NE	NE		NE		NE	NE	NE
Infections and infestations	Staphylococcal infection	Western Europe/United States/Canada/Australia	298	60.2	0	0.0	300	60.2	2	0.7		*	Quasi-complete separation of data points detected.				*	ERROR: The mean parameter is either invalid or at a limit of its range for some observations.			0.00		Algorithm converged.	0.00	NE	0.9999	NE	>999.99		Algorithm converged.	0.00	NE
Infections and infestations	Staphylococcal infection	Asia	140	28.3	0	0.0	139	27.9	0	0.0	NE			NE	NE	NE		NE	NE	NE	NE		NE	NE	NE	NE		NE		NE	NE	NE
Infections and infestations	Staphylococcal infection	Rest of World	57	11.5	0	0.0	59	11.8	0	0.0	NE			NE	NE	NE		NE	NE	NE	NE		NE	NE	NE	NE		NE		NE	NE	NE

Infections and infestations	Staphylococcal sepsis	Western Europe/United States/Canada/Australia	298	60.2	1	0.3	300	60.2	0	0.0		*	Quasi-complete separation of data points detected.				*	WARNING: The relative Hessian convergence criterion of 44.806790292 is greater than the limit of 0.0001. The convergence is questionable.			NE		Algorithm converged.	NE	NE	NE	NE	NE		Algorithm converged.	NE	NE
Infections and infestations	Staphylococcal sepsis	Asia	140	28.3	0	0.0	139	27.9	0	0.0	NE			NE	NE	NE		NE	NE	NE	NE		NE	NE	NE	NE		NE		NE	NE	NE
Infections and infestations	Staphylococcal sepsis	Rest of World	57	11.5	0	0.0	59	11.8	0	0.0	NE			NE	NE	NE		NE	NE	NE	NE		NE	NE	NE	NE		NE		NE	NE	NE
Infections and infestations	Tracheitis	Western Europe/United States/Canada/Australia	298	60.2	0	0.0	300	60.2	0	0.0	NE			NE	NE	NE		NE	NE	NE	NE		NE	NE	NE	NE	NE	NE		NE	NE	NE
Infections and infestations	Tracheitis	Asia	140	28.3	0	0.0	139	27.9	1	0.7		*	Quasi-complete separation of data points detected.				*	WARNING: The relative Hessian convergence criterion of 19.480043432 is greater than the limit of 0.0001. The convergence is questionable.			0.00		Algorithm converged.	0.00	NE	0.9999		>999.99		Algorithm converged.	0.00	NE
Infections and infestations	Tracheitis	Rest of World	57	11.5	0	0.0	59	11.8	0	0.0	NE			NE	NE	NE		NE	NE	NE	NE		NE	NE	NE	NE		NE		NE	NE	NE
Infections and infestations	Tracheobronchitis	Western Europe/United States/Canada/Australia	298	60.2	0	0.0	300	60.2	0	0.0	NE			NE	NE	NE		NE	NE	NE	NE		NE	NE	NE	NE	NE	NE		NE	NE	NE
Infections and infestations	Tracheobronchitis	Asia	140	28.3	0	0.0	139	27.9	0	0.0	NE			NE	NE	NE		NE	NE	NE	NE		NE	NE	NE	NE		NE		NE	NE	NE
Infections and infestations	Tracheobronchitis	Rest of World	57	11.5	1	1.8	59	11.8	0	0.0		*	Quasi-complete separation of data points detected.				*	ERROR: Error in computing the link function, its derivatives, or the variance function.			NE		Algorithm converged.	NE	NE	NE		NE		Algorithm converged.	NE	NE
Infections and infestations	Tuberculosis	Western Europe/United States/Canada/Australia	298	60.2	0	0.0	300	60.2	1	0.3		*	Quasi-complete separation of data points detected.				*	ERROR: The mean parameter is either invalid or at a limit of its range for some observations.			0.00		Algorithm converged.	0.00	NE	0.9999	NE	>999.99		Algorithm converged.	0.00	NE
Infections and infestations	Tuberculosis	Asia	140	28.3	0	0.0	139	27.9	0	0.0	NE			NE	NE	NE		NE	NE	NE	NE		NE	NE	NE	NE		NE		NE	NE	NE
Infections and infestations	Tuberculosis	Rest of World	57	11.5	0	0.0	59	11.8	0	0.0	NE			NE	NE	NE		NE	NE	NE	NE		NE	NE	NE	NE		NE		NE	NE	NE
Infections and infestations	Upper respiratory tract infection	Western Europe/United States/Canada/Australia	298	60.2	1	0.3	300	60.2	1	0.3	1.01		Convergence criterion (GCONV=1E-8) satisfied.	0.06	16.17	0.000		Algorithm converged.	-0.009	0.009	1.01		Algorithm converged.	0.06	16.02	0.9962	0.9301	0.99		Algorithm converged.	0.06	15.81
Infections and infestations	Upper respiratory tract infection	Asia	140	28.3	1	0.7	139	27.9	2	1.4	0.49		Convergence criterion (GCONV=1E-8) satisfied.	0.04	5.50	-0.007		Algorithm converged.	-0.031	0.017	0.50		Algorithm converged.	0.05	5.41	0.5656		2.01		Algorithm converged.	0.18	21.96
Infections and infestations	Upper respiratory tract infection	Rest of World	57	11.5	0	0.0	59	11.8	0	0.0	NE			NE	NE	NE		NE	NE	NE	NE		NE	NE	NE	NE		NE		NE	NE	NE
Infections and infestations	Urinary tract infection	Western Europe/United States/Canada/Australia	298	60.2	5	1.7	300	60.2	5	1.7	1.01		Convergence criterion (GCONV=1E-8) satisfied.	0.29	3.51	0.000		Algorithm converged.	-0.020	0.021	1.01		Algorithm converged.	0.29	3.44	0.9915	0.3961	0.99		Algorithm converged.	0.29	3.40
Infections and infestations	Urinary tract infection	Asia	140	28.3	3	2.1	139	27.9	1	0.7	3.02		Convergence criterion (GCONV=1E-8) satisfied.	0.31	29.40	0.014		Algorithm converged.	-0.014	0.042	2.98		Algorithm converged.	0.31	28.29	0.3419		0.34		Algorithm converged.	0.04	3.19
Infections and infestations	Urinary tract infection	Rest of World	57	11.5	1	1.8	59	11.8	0	0.0		*	Quasi-complete separation of data points detected.				*	ERROR: Error in computing the link function, its derivatives, or the variance function.			NE		Algorithm converged.	NE	NE	NE		NE		Algorithm converged.	NE	NE
Infections and infestations	Viral infection	Western Europe/United States/Canada/Australia	298	60.2	1	0.3	300	60.2	0	0.0		*	Quasi-complete separation of data points detected.				*	WARNING: Negative of Hessian not positive definite.			NE		Algorithm converged.	NE	NE	NE	NE	NE		Algorithm converged.	NE	NE
Infections and infestations	Viral infection	Asia	140	28.3	0	0.0	139	27.9	0	0.0	NE			NE	NE	NE		NE	NE	NE	NE		NE	NE	NE	NE		NE		NE	NE	NE
Infections and infestations	Viral infection	Rest of World	57	11.5	0	0.0	59	11.8	0	0.0	NE			NE	NE	NE		NE	NE	NE	NE		NE	NE	NE	NE		NE		NE	NE	NE
Infections and infestations	Wound infection bacterial	Western Europe/United States/Canada/Australia	298	60.2	0	0.0	300	60.2	1	0.3		*	Quasi-complete separation of data points detected.				*	ERROR: The mean parameter is either invalid or at a limit of its range for some observations.			0.00		Algorithm converged.	0.00	NE	0.9999	NE	>999.99		Algorithm converged.	0.00	NE
Infections and infestations	Wound infection bacterial	Asia	140	28.3	0	0.0	139	27.9	0	0.0	NE			NE	NE	NE		NE	NE	NE	NE		NE	NE	NE	NE		NE		NE	NE	NE
Infections and infestations	Wound infection bacterial	Rest of World	57	11.5	0	0.0	59	11.8	0	0.0	NE			NE	NE	NE		NE	NE	NE	NE		NE	NE	NE	NE		NE		NE	NE	NE
Injury, poisoning and procedural complications		Western Europe/United States/Canada/Australia	298	60.2	5	1.7	300	60.2	4	1.3	1.26		Convergence criterion (GCONV=1E-8) satisfied.	0.34	4.75	0.003		Algorithm converged.	-0.016	0.023	1.26		Algorithm converged.	0.34	4.64	0.7300	NE	0.79		Algorithm converged.	0.22	2.93
Injury, poisoning and procedural complications		Asia	140	28.3	0	0.0	139	27.9	0	0.0	NE			NE	NE	NE		NE	NE	NE	NE		NE	NE	NE	NE		NE		NE	NE	NE
Injury, poisoning and procedural complications		Rest of World	57	11.5	0	0.0	59	11.8	0	0.0	NE			NE	NE	NE		NE	NE	NE	NE		NE	NE	NE	NE		NE		NE	NE	NE
Injury, poisoning and procedural complications	Compression fracture	Western Europe/United States/Canada/Australia	298	60.2	1	0.3	300	60.2	0	0.0		*	Quasi-complete separation of data points detected.				*	WARNING: The relative Hessian convergence criterion of 44.806790292 is greater than the limit of 0.0001. The convergence is questionable.			NE		Algorithm converged.	NE	NE	NE	NE	NE		Algorithm converged.	NE	NE
Injury, poisoning and procedural complications	Compression fracture	Asia	140	28.3	0	0.0	139	27.9	0	0.0	NE			NE	NE	NE		NE	NE	NE	NE		NE	NE	NE	NE		NE		NE	NE	NE
Injury, poisoning and procedural complications	Compression fracture	Rest of World	57	11.5	0	0.0	59	11.8	0	0.0	NE			NE	NE	NE		NE	NE	NE	NE		NE	NE	NE	NE		NE		NE	NE	NE
Injury, poisoning and procedural complications	Hip fracture	Western Europe/United States/Canada/Australia	298	60.2	1	0.3	300	60.2	2	0.7	0.50		Convergence criterion (GCONV=1E-8) satisfied.	0.05	5.56	-0.003		Algorithm converged.	-0.015	0.008	0.50		Algorithm converged.	0.05	5.52	0.5743	NE	1.99		Algorithm converged.	0.18	21.79
Injury, poisoning and procedural complications	Hip fracture	Asia	140	28.3	0	0.0	139	27.9	0	0.0	NE			NE	NE	NE		NE	NE	NE	NE		NE	NE	NE	NE		NE		NE	NE	NE
Injury, poisoning and procedural complications	Hip fracture	Rest of World	57	11.5	0	0.0	59	11.8	0	0.0	NE			NE	NE	NE		NE	NE	NE	NE		NE	NE	NE	NE		NE		NE	NE	NE
Injury, poisoning and procedural complications	Infusion related reaction	Western Europe/United States/Canada/Australia	298	60.2	0	0.0	300	60.2	1	0.3		*	Quasi-complete separation of data points detected.				*	ERROR: The mean parameter is either invalid or at a limit of its range for some observations.			0.00		Algorithm converged.	0.00	NE	0.9999	NE	>999.99		Algorithm converged.	0.00	NE
Injury, poisoning and procedural complications	Infusion related reaction	Asia	140	28.3	0	0.0	139	27.9	0	0.0	NE			NE	NE	NE		NE	NE	NE	NE		NE	NE	NE	NE		NE		NE	NE	NE
Injury, poisoning and procedural complications	Infusion related reaction	Rest of World	57	11.5	0	0.0	59	11.8	0	0.0	NE			NE	NE	NE		NE	NE	NE	NE		NE	NE	NE	NE		NE		NE	NE	NE
Injury, poisoning and procedural complications	Injury	Western Europe/United States/Canada/Australia	298	60.2	1	0.3	300	60.2	0	0.0		*	Quasi-complete separation of data points detected.				*	WARNING: Negative of Hessian not positive definite.			NE		Algorithm converged.	NE	NE	NE	NE	NE		Algorithm converged.	NE	NE
Injury, poisoning and procedural complications	Injury	Asia	140	28.3	0	0.0	139	27.9	0	0.0	NE			NE	NE	NE		NE	NE	NE	NE		NE	NE	NE	NE		NE		NE	NE	NE
Injury, poisoning and procedural complications	Injury	Rest of World	57	11.5	0	0.0	59	11.8	0	0.0	NE			NE	NE	NE		NE	NE	NE	NE		NE	NE	NE	NE		NE		NE	NE	NE
Injury, poisoning and procedural complications	Lumbar vertebral fracture	Western Europe/United States/Canada/Australia	298	60.2	0	0.0	300	60.2	1	0.3		*	Quasi-complete separation of data points detected.				*	ERROR: The mean parameter is either invalid or at a limit of its range for some observations.			0.00		Algorithm converged.	0.00	NE	0.9999	NE	>999.99		Algorithm converged.	0.00	NE
Injury, poisoning and procedural complications	Lumbar vertebral fracture	Asia	140	28.3	0	0.0	139	27.9	0	0.0	NE			NE	NE	NE		NE	NE	NE	NE		NE	NE	NE	NE		NE		NE	NE	NE
Injury, poisoning and procedural complications	Lumbar vertebral fracture	Rest of World	57	11.5	0	0.0	59	11.8	0	0.0	NE			NE	NE	NE		NE	NE	NE	NE		NE	NE	NE	NE		NE		NE	NE	NE
Injury, poisoning and procedural complications	Peroneal nerve injury	Western Europe/United States/Canada/Australia	298	60.2	1	0.3	300	60.2	0	0.0		*	Quasi-complete separation of data points detected.				*	WARNING: Negative of Hessian not positive definite.			NE		Algorithm converged.	NE	NE	NE	NE	NE		Algorithm converged.	NE	NE
Injury, poisoning and procedural complications	Peroneal nerve injury	Asia	140	28.3	0	0.0	139	27.9	0	0.0	NE			NE	NE	NE		NE	NE	NE	NE		NE	NE	NE	NE		NE		NE	NE	NE
Injury, poisoning and procedural complications	Peroneal nerve injury	Rest of World	57	11.5	0	0.0	59	11.8	0	0.0	NE			NE	NE	NE		NE	NE	NE	NE		NE	NE	NE	NE		NE		NE	NE	NE
Injury, poisoning and procedural complications	Post lumbar puncture syndrome	Western Europe/United States/Canada/Australia	298	60.2	1	0.3	300	60.2	0	0.0		*	Quasi-complete separation of data points detected.				*	WARNING: Negative of Hessian not positive definite.			NE		Algorithm converged.	NE	NE	NE	NE	NE		Algorithm converged.	NE	NE
Injury, poisoning and procedural complications	Post lumbar puncture syndrome	Asia	140	28.3	0	0.0	139	27.9	0	0.0	NE			NE	NE	NE		NE	NE	NE	NE		NE	NE	NE	NE		NE		NE	NE	NE
Injury, poisoning and procedural complications	Post lumbar puncture syndrome	Rest of World	57	11.5	0	0.0	59	11.8	0	0.0	NE			NE	NE	NE		NE	NE	NE	NE		NE	NE	NE	NE		NE		NE	NE	NE
Injury, poisoning and procedural complications	Skull fracture	Western Europe/United States/Canada/Australia	298	60.2	1	0.3	300	60.2	0	0.0		*	Quasi-complete separation of data points detected.				*	WARNING: Negative of Hessian not positive definite.			NE		Algorithm converged.	NE	NE	NE	NE	NE		Algorithm converged.	NE	NE
Injury, poisoning and procedural complications	Skull fracture	Asia	140	28.3	0	0.0	139	27.9	0	0.0	NE			NE	NE	NE		NE	NE	NE	NE		NE	NE	NE	NE		NE		NE	NE	NE
Injury, poisoning and procedural complications	Skull fracture	Rest of World	57	11.5	0	0.0	59	11.8	0	0.0	NE			NE	NE	NE		NE	NE	NE	NE		NE	NE	NE	NE		NE		NE	NE	NE
Injury, poisoning and procedural complications	Thoracic vertebral fracture	Western Europe/United States/Canada/Australia	298	60.2	0	0.0	300	60.2	1	0.3		*	Quasi-complete separation of data points detected.				*	ERROR: The mean parameter is either invalid or at a limit of its range for some observations.			0.00		Algorithm converged.	0.00	NE	0.9999	NE	>999.99		Algorithm converged.	0.00	NE
Injury, poisoning and procedural complications	Thoracic vertebral fracture	Asia	140	28.3	0	0.0	139	27.9	0	0.0	NE			NE	NE	NE		NE	NE	NE	NE		NE	NE	NE	NE		NE		NE	NE	NE
Injury, poisoning and procedural complications	Thoracic vertebral fracture	Rest of World	57	11.5	0	0.0	59	11.8	0	0.0	NE			NE	NE	NE		NE	NE	NE	NE		NE	NE	NE	NE		NE		NE	NE	NE
Investigations		Western Europe/United States/Canada/Australia	298	60.2	14	4.7	300	60.2	11	3.7	1.30		Convergence criterion (GCONV=1E-8) satisfied.	0.58	2.90	0.010		Algorithm converged.	-0.022	0.042	1.28		Algorithm converged.	0.59	2.78	0.5299	0.9639	0.78		Algorithm converged.	0.36	1.69
Investigations		Asia	140	28.3	21	15.0	139	27.9	16	11.5	1.36		Convergence criterion (GCONV=1E-8) satisfied.	0.68	2.73	0.035		Algorithm converged.	-0.045	0.114	1.30		Algorithm converged.	0.71	2.39	0.3923		0.77		Algorithm converged.	0.42	1.41
Investigations		Rest of World	57	11.5	3	5.3	59	11.8	3	5.1	1.04		Convergence criterion (GCONV=1E-8) satisfied.	0.20	5.36	0.002		Algorithm converged.	-0.079	0.082	1.04		Algorithm converged.	0.22	4.92	0.9654		0.97		Algorithm converged.	0.20	4.59
Investigations	Alanine aminotransferase increased	Western Europe/United States/Canada/Australia	298	60.2	1	0.3	300	60.2	0	0.0		*	Quasi-complete separation of data points detected.				*	WARNING: Negative of Hessian not positive definite.			NE		Algorithm converged.	NE	NE	NE	NE	NE		Algorithm converged.	NE	NE
Investigations	Alanine aminotransferase increased	Asia	140	28.3	2	1.4	139	27.9	1	0.7	2.00		Convergence criterion (GCONV=1E-8) satisfied.	0.18	22.31	0.007		Algorithm converged.	-0.017	0.031	1.99		Algorithm converged.	0.18	21.65	0.5736		0.50		Algorithm converged.	0.05	5.49
Investigations	Alanine aminotransferase increased	Rest of World	57	11.5	0	0.0	59	11.8	0	0.0	NE			NE	NE	NE		NE	NE	NE	NE		NE	NE	NE	NE		NE		NE	NE	NE
Investigations	Amylase increased	Western Europe/United States/Canada/Australia	298	60.2	0	0.0	300	60.2	0	0.0	NE			NE	NE	NE		NE	NE	NE	NE		NE	NE	NE	NE	NE	NE		NE	NE	NE
Investigations	Amylase increased	Asia	140	28.3	0	0.0	139	27.9	0	0.0	NE			NE	NE	NE		NE	NE	NE	NE		NE	NE	NE	NE		NE		NE	NE	NE
Investigations	Amylase increased	Rest of World	57	11.5	0	0.0	59	11.8	2	3.4		*	Quasi-complete separation of data points detected.				*	WARNING: The relative Hessian convergence criterion of 6.3921098555 is greater than the limit of 0.0001. The convergence is questionable.			0.00		Algorithm converged.	0.00	NE	0.9999		>999.99		Algorithm converged.	0.00	NE
Investigations	Aspartate aminotransferase increased	Western Europe/United States/Canada/Australia	298	60.2	0	0.0	300	60.2	0	0.0	NE			NE	NE	NE		NE	NE	NE	NE		NE	NE	NE	NE	NE	NE		NE	NE	NE
Investigations	Aspartate aminotransferase increased	Asia	140	28.3	1	0.7	139	27.9	0	0.0		*	Quasi-complete separation of data points detected.				*	WARNING: Negative of Hessian not positive definite.			NE		Algorithm converged.	NE	NE	NE		NE		Algorithm converged.	NE	NE
Investigations	Aspartate aminotransferase increased	Rest of World	57	11.5	0	0.0	59	11.8	0	0.0	NE			NE	NE	NE		NE	NE	NE	NE		NE	NE	NE	NE		NE		NE	NE	NE
Investigations	Blood alkaline phosphatase	Western Europe/United States/Canada/Australia	298	60.2	0	0.0	300	60.2	0	0.0	NE			NE	NE	NE		NE	NE	NE	NE		NE	NE	NE	NE	NE	NE		NE	NE	NE
Investigations	Blood alkaline phosphatase	Asia	140	28.3	1	0.7	139	27.9	0	0.0		*	Quasi-complete separation of data points detected.				*	ERROR: Error in computing the link function, its derivatives, or the variance function.			NE		Algorithm converged.	NE	NE	NE		NE		Algorithm converged.	NE	NE
Investigations	Blood alkaline phosphatase	Rest of World	57	11.5	0	0.0	59	11.8	0	0.0	NE			NE	NE	NE		NE	NE	NE	NE		NE	NE	NE	NE		NE		NE	NE	NE
Investigations	Blood creatinine increased	Western Europe/United States/Canada/Australia	298	60.2	0	0.0	300	60.2	1	0.3		*	Quasi-complete separation of data points detected.				*	ERROR: The mean parameter is either invalid or at a limit of its range for some observations.			0.00		Algorithm converged.	0.00	NE	0.9999	NE	>999.99		Algorithm converged.	0.00	NE
Investigations	Blood creatinine increased	Asia	140	28.3	0	0.0	139	27.9	0	0.0	NE			NE	NE	NE		NE	NE	NE	NE		NE	NE	NE	NE		NE		NE	NE	NE
Investigations	Blood creatinine increased	Rest of World	57	11.5	0	0.0	59	11.8	0	0.0	NE			NE	NE	NE		NE	NE	NE	NE		NE	NE	NE	NE		NE		NE	NE	NE
Investigations	Blood culture positive	Western Europe/United States/Canada/Australia	298	60.2	0	0.0	300	60.2	1	0.3		*	Quasi-complete separation of data points detected.				*	ERROR: The mean parameter is either invalid or at a limit of its range for some observations.			0.00		Algorithm converged.	0.00	NE	0.9999	NE	>999.99		Algorithm converged.	0.00	NE
Investigations	Blood culture positive	Asia	140	28.3	0	0.0	139	27.9	0	0.0	NE			NE	NE	NE		NE	NE	NE	NE		NE	NE	NE	NE		NE		NE	NE	NE
Investigations	Blood culture positive	Rest of World	57	11.5	0	0.0	59	11.8	0	0.0	NE			NE	NE	NE		NE	NE	NE	NE		NE	NE	NE	NE		NE		NE	NE	NE
Investigations	Blood glucose increased	Western Europe/United States/Canada/Australia	298	60.2	0	0.0	300	60.2	0	0.0	NE			NE	NE	NE		NE	NE	NE	NE		NE	NE	NE	NE	NE	NE		NE	NE	NE
Investigations	Blood glucose increased	Asia	140	28.3	1	0.7	139	27.9	0	0.0		*	Quasi-complete separation of data points detected.				*	WARNING: Negative of Hessian not positive definite.			NE		Algorithm converged.	NE	NE	NE		NE		Algorithm converged.	NE	NE
Investigations	Blood glucose increased	Rest of World	57	11.5	0	0.0	59	11.8	0	0.0	NE			NE	NE	NE		NE	NE	NE	NE		NE	NE	NE	NE		NE		NE	NE	NE
Investigations	Blood triglycerides increased	Western Europe/United States/Canada/Australia	298	60.2	0	0.0	300	60.2	0	0.0	NE			NE	NE	NE		NE	NE	NE	NE		NE	NE	NE	NE	NE	NE		NE	NE	NE
Investigations	Blood triglycerides increased	Asia	140	28.3	0	0.0	139	27.9	1	0.7		*	Quasi-complete separation of data points detected.				*	WARNING: The relative Hessian convergence criterion of 19.480043432 is greater than the limit of 0.0001. The convergence is questionable.			0.00		Algorithm converged.	0.00	NE	0.9999		>999.99		Algorithm converged.	0.00	NE
Investigations	Blood triglycerides increased	Rest of World	57	11.5	0	0.0	59	11.8	0	0.0	NE			NE	NE	NE		NE	NE	NE	NE		NE	NE	NE	NE		NE		NE	NE	NE
Investigations	C-reactive protein increased	Western Europe/United States/Canada/Australia	298	60.2	1	0.3	300	60.2	0	0.0		*	Quasi-complete separation of data points detected.				*	WARNING: Negative of Hessian not positive definite.			NE		Algorithm converged.	NE	NE	NE	NE	NE		Algorithm converged.	NE	NE
Investigations	C-reactive protein increased	Asia	140	28.3	0	0.0	139	27.9	0	0.0	NE			NE	NE	NE		NE	NE	NE	NE		NE	NE	NE	NE		NE		NE	NE	NE
Investigations	C-reactive protein increased	Rest of World	57	11.5	0	0.0	59	11.8	0	0.0	NE			NE	NE	NE		NE	NE	NE	NE		NE	NE	NE	NE		NE		NE	NE	NE
Investigations	Coronavirus test positive	Western Europe/United States/Canada/Australia	298	60.2	1	0.3	300	60.2	0	0.0		*	Quasi-complete separation of data points detected.				*	WARNING: Negative of Hessian not positive definite.			NE		Algorithm converged.	NE	NE	NE	NE	NE		Algorithm converged.	NE	NE
Investigations	Coronavirus test positive	Asia	140	28.3	0	0.0	139	27.9	0	0.0	NE			NE	NE	NE		NE	NE	NE	NE		NE	NE	NE	NE		NE		NE	NE	NE
Investigations	Coronavirus test positive	Rest of World	57	11.5	0	0.0	59	11.8	0	0.0	NE			NE	NE	NE		NE	NE	NE	NE		NE	NE	NE	NE		NE		NE	NE	NE
Investigations	Ejection fraction decreased	Western Europe/United States/Canada/Australia	298	60.2	0	0.0	300	60.2	1	0.3		*	Quasi-complete separation of data points detected.				*	ERROR: The mean parameter is either invalid or at a limit of its range for some observations.			0.00		Algorithm converged.	0.00	NE	0.9999	NE	>999.99		Algorithm converged.	0.00	NE
Investigations	Ejection fraction decreased	Asia	140	28.3	0	0.0	139	27.9	0	0.0	NE			NE	NE	NE		NE	NE	NE	NE		NE	NE	NE	NE		NE		NE	NE	NE
Investigations	Ejection fraction decreased	Rest of World	57	11.5	1	1.8	59	11.8	0	0.0		*	Quasi-complete separation of data points detected.				*	ERROR: Error in computing the link function, its derivatives, or the variance function.			NE		Algorithm converged.	NE	NE	NE		NE		Algorithm converged.	NE	NE
Investigations	Gamma-glutamyltransferase increased	Western Europe/United States/Canada/Australia	298	60.2	1	0.3	300	60.2	0	0.0		*	Quasi-complete separation of data points detected.				*	WARNING: Negative of Hessian not positive definite.			NE		Algorithm converged.	NE	NE	NE	0.4255	NE		Algorithm converged.	NE	NE
Investigations	Gamma-glutamyltransferase increased	Asia	140	28.3	1	0.7	139	27.9	1	0.7	0.99		Convergence criterion (GCONV=1E-8) satisfied.	0.06	16.03	0.000		Algorithm converged.	-0.020	0.020	0.99		Algorithm converged.	0.06	15.72	0.9959		1.01		Algorithm converged.	0.06	15.94
Investigations	Gamma-glutamyltransferase increased	Rest of World	57	11.5	1	1.8	59	11.8	2	3.4	0.51		Convergence criterion (GCONV=1E-8) satisfied.	0.04	5.77	-0.016		Algorithm converged.	-0.074	0.041	0.52		Algorithm converged.	0.05	5.55	0.5864		1.93		Algorithm converged.	0.18	20.73
Investigations	Lipase increased	Western Europe/United States/Canada/Australia	298	60.2	0	0.0	300	60.2	0	0.0	NE			NE	NE	NE		NE	NE	NE	NE		NE	NE	NE	NE	NE	NE		NE	NE	NE
Investigations	Lipase increased	Asia	140	28.3	2	1.4	139	27.9	2	1.4	0.99		Convergence criterion (GCONV=1E-8) satisfied.	0.14	7.15	0.000		Algorithm converged.	-0.028	0.028	0.99		Algorithm converged.	0.14	6.95	0.9942		1.01		Algorithm converged.	0.14	7.05
Investigations	Lipase increased	Rest of World	57	11.5	0	0.0	59	11.8	0	0.0	NE			NE	NE	NE		NE	NE	NE	NE		NE	NE	NE	NE		NE		NE	NE	NE
Investigations	Liver function test increased	Western Europe/United States/Canada/Australia	298	60.2	1	0.3	300	60.2	0	0.0		*	Quasi-complete separation of data points detected.				*	WARNING: The relative Hessian convergence criterion of 44.806790292 is greater than the limit of 0.0001. The convergence is questionable.			NE		Algorithm converged.	NE	NE	NE	NE	NE		Algorithm converged.	NE	NE
Investigations	Liver function test increased	Asia	140	28.3	0	0.0	139	27.9	0	0.0	NE			NE	NE	NE		NE	NE	NE	NE		NE	NE	NE	NE		NE		NE	NE	NE
Investigations	Liver function test increased	Rest of World	57	11.5	0	0.0	59	11.8	0	0.0	NE			NE	NE	NE		NE	NE	NE	NE		NE	NE	NE	NE		NE		NE	NE	NE
Investigations	Lymphocyte count decreased	Western Europe/United States/Canada/Australia	298	60.2	5	1.7	300	60.2	3	1.0	1.69		Convergence criterion (GCONV=1E-8) satisfied.	0.40	7.13	0.007		Algorithm converged.	-0.012	0.025	1.68		Algorithm converged.	0.40	6.96	0.4758	0.6222	0.60		Algorithm converged.	0.14	2.47
Investigations	Lymphocyte count decreased	Asia	140	28.3	10	7.1	139	27.9	6	4.3	1.71		Convergence criterion (GCONV=1E-8) satisfied.	0.60	4.83	0.028		Algorithm converged.	-0.026	0.083	1.65		Algorithm converged.	0.62	4.43	0.3160		0.60		Algorithm converged.	0.23	1.62
Investigations	Lymphocyte count decreased	Rest of World	57	11.5	1	1.8	59	11.8	0	0.0		*	Quasi-complete separation of data points detected.				*	ERROR: Error in computing the link function, its derivatives, or the variance function.			NE		Algorithm converged.	NE	NE	NE		NE		Algorithm converged.	NE	NE
Investigations	Neutrophil count decreased	Western Europe/United States/Canada/Australia	298	60.2	2	0.7	300	60.2	5	1.7	0.40		Convergence criterion (GCONV=1E-8) satisfied.	0.08	2.07	-0.010		Algorithm converged.	-0.027	0.007	0.40		Algorithm converged.	0.08	2.06	0.2747	0.4638	2.48		Algorithm converged.	0.49	12.70

Investigations	Neutrophil count decreased	Asia	140	28.3	9	6.4	139	27.9	7	5.0	1.30		Convergence criterion (GCONV=1E-8) satisfied.	0.47	3.58	0.014		Algorithm converged.	-0.041	0.068	1.28		Algorithm converged.	0.49	3.33	0.6180		0.78		Algorithm converged.	0.30	2.04
Investigations	Neutrophil count decreased	Rest of World	57	11.5	0	0.0	59	11.8	0	0.0	NE			NE	NE	NE		NE	NE	NE	NE		NE	NE	NE	NE		NE		NE	NE	NE
Investigations	Oxygen saturation decreased	Western Europe/United States/Canada/Australia	298	60.2	0	0.0	300	60.2	1	0.3		*	Quasi-complete separation of data points detected.				*	ERROR: The mean parameter is either invalid or at a limit of its range for some observations.			0.00		Algorithm converged.	0.00	NE	0.9999	NE	>999.99		Algorithm converged.	0.00	NE
Investigations	Oxygen saturation decreased	Asia	140	28.3	0	0.0	139	27.9	0	0.0	NE			NE	NE	NE		NE	NE	NE	NE		NE	NE	NE	NE		NE		NE	NE	NE
Investigations	Oxygen saturation decreased	Rest of World	57	11.5	0	0.0	59	11.8	0	0.0	NE			NE	NE	NE		NE	NE	NE	NE		NE	NE	NE	NE		NE		NE	NE	NE
Investigations	Platelet count decreased	Western Europe/United States/Canada/Australia	298	60.2	5	1.7	300	60.2	1	0.3	5.10		Convergence criterion (GCONV=1E-8) satisfied.	0.59	43.94	0.013		Algorithm converged.	-0.003	0.029	5.03		Algorithm converged.	0.59	42.83	0.1390	0.5525	0.20		Algorithm converged.	0.02	1.69
Investigations	Platelet count decreased	Asia	140	28.3	9	6.4	139	27.9	6	4.3	1.52		Convergence criterion (GCONV=1E-8) satisfied.	0.53	4.40	0.021		Algorithm converged.	-0.032	0.074	1.49		Algorithm converged.	0.54	4.07	0.4377		0.67		Algorithm converged.	0.25	1.84
Investigations	Platelet count decreased	Rest of World	57	11.5	0	0.0	59	11.8	0	0.0	NE			NE	NE	NE		NE	NE	NE	NE		NE	NE	NE	NE		NE		NE	NE	NE
Investigations	Troponin I increased	Western Europe/United States/Canada/Australia	298	60.2	0	0.0	300	60.2	1	0.3		*	Quasi-complete separation of data points detected.				*	ERROR: The mean parameter is either invalid or at a limit of its range for some observations.			0.00		Algorithm converged.	0.00	NE	0.9999	NE	>999.99		Algorithm converged.	0.00	NE
Investigations	Troponin I increased	Asia	140	28.3	0	0.0	139	27.9	0	0.0	NE			NE	NE	NE		NE	NE	NE	NE		NE	NE	NE	NE		NE		NE	NE	NE
Investigations	Troponin I increased	Rest of World	57	11.5	0	0.0	59	11.8	0	0.0	NE			NE	NE	NE		NE	NE	NE	NE		NE	NE	NE	NE		NE		NE	NE	NE
Investigations	Troponin T increased	Western Europe/United States/Canada/Australia	298	60.2	1	0.3	300	60.2	0	0.0		*	Quasi-complete separation of data points detected.				*	WARNING: Negative of Hessian not positive definite.			NE		Algorithm converged.	NE	NE	NE	NE	NE		Algorithm converged.	NE	NE
Investigations	Troponin T increased	Asia	140	28.3	0	0.0	139	27.9	0	0.0	NE			NE	NE	NE		NE	NE	NE	NE		NE	NE	NE	NE		NE		NE	NE	NE
Investigations	Troponin T increased	Rest of World	57	11.5	0	0.0	59	11.8	0	0.0	NE			NE	NE	NE		NE	NE	NE	NE		NE	NE	NE	NE		NE		NE	NE	NE
Investigations	Weight decreased	Western Europe/United States/Canada/Australia	298	60.2	4	1.3	300	60.2	1	0.3	4.07		Convergence criterion (GCONV=1E-8) satisfied.	0.45	36.61	0.010		Algorithm converged.	-0.005	0.025	4.03		Algorithm converged.	0.45	35.82	0.2116	NE	0.25		Algorithm converged.	0.03	2.21
Investigations	Weight decreased	Asia	140	28.3	0	0.0	139	27.9	1	0.7		*	Quasi-complete separation of data points detected.				*	WARNING: The relative Hessian convergence criterion of 19.480043432 is greater than the limit of 0.0001. The convergence is questionable.			0.00		Algorithm converged.	0.00	NE	0.9999		>999.99		Algorithm converged.	0.00	NE
Investigations	Weight decreased	Rest of World	57	11.5	0	0.0	59	11.8	0	0.0	NE			NE	NE	NE		NE	NE	NE	NE		NE	NE	NE	NE		NE		NE	NE	NE
Investigations	Weight increased	Western Europe/United States/Canada/Australia	298	60.2	1	0.3	300	60.2	0	0.0		*	Quasi-complete separation of data points detected.				*	WARNING: Negative of Hessian not positive definite.			NE		Algorithm converged.	NE	NE	NE	NE	NE		Algorithm converged.	NE	NE
Investigations	Weight increased	Asia	140	28.3	0	0.0	139	27.9	3	2.2		*	Quasi-complete separation of data points detected.				*	WARNING: The relative Hessian convergence criterion of 9.2384695337 is greater than the limit of 0.0001. The convergence is questionable.			0.00		Algorithm converged.	0.00	NE	0.9999		>999.99		Algorithm converged.	0.00	NE
Investigations	Weight increased	Rest of World	57	11.5	0	0.0	59	11.8	0	0.0	NE			NE	NE	NE		NE	NE	NE	NE		NE	NE	NE	NE		NE		NE	NE	NE
Investigations	White blood cell count decreased	Western Europe/United States/Canada/Australia	298	60.2	4	1.3	300	60.2	0	0.0		*	Quasi-complete separation of data points detected.				*	WARNING: Negative of Hessian not positive definite.			NE		Algorithm converged.	NE	NE	NE	NE	NE		Algorithm converged.	NE	NE
Investigations	White blood cell count decreased	Asia	140	28.3	16	11.4	139	27.9	16	11.5	0.99		Convergence criterion (GCONV=1E-8) satisfied.	0.47	2.07	-0.001		Algorithm converged.	-0.076	0.074	0.99		Algorithm converged.	0.52	1.91	0.9828		1.01		Algorithm converged.	0.52	1.93
Investigations	White blood cell count decreased	Rest of World	57	11.5	0	0.0	59	11.8	1	1.7		*	Quasi-complete separation of data points detected.				*	WARNING: The relative Hessian convergence criterion of 10.540168611 is greater than the limit of 0.0001. The convergence is questionable.			0.00		Algorithm converged.	0.00	NE	0.9999		>999.99		Algorithm converged.	0.00	NE
Investigations	White blood cell count increased	Western Europe/United States/Canada/Australia	298	60.2	1	0.3	300	60.2	0	0.0		*	Quasi-complete separation of data points detected.				*	WARNING: The relative Hessian convergence criterion of 44.806790292 is greater than the limit of 0.0001. The convergence is questionable.			NE		Algorithm converged.	NE	NE	NE	NE	NE		Algorithm converged.	NE	NE
Investigations	White blood cell count increased	Asia	140	28.3	0	0.0	139	27.9	0	0.0	NE			NE	NE	NE		NE	NE	NE	NE		NE	NE	NE	NE		NE		NE	NE	NE
Investigations	White blood cell count increased	Rest of World	57	11.5	0	0.0	59	11.8	0	0.0	NE			NE	NE	NE		NE	NE	NE	NE		NE	NE	NE	NE		NE		NE	NE	NE
Metabolism and nutrition disorders		Western Europe/United States/Canada/Australia	298	60.2	22	7.4	300	60.2	21	7.0	1.06		Convergence criterion (GCONV=1E-8) satisfied.	0.57	1.97	0.004		Algorithm converged.	-0.038	0.045	1.05		Algorithm converged.	0.59	1.88	0.8563	0.2913	0.95		Algorithm converged.	0.53	1.69
Metabolism and nutrition disorders		Asia	140	28.3	14	10.0	139	27.9	16	11.5	0.85		Convergence criterion (GCONV=1E-8) satisfied.	0.40	1.82	-0.015		Algorithm converged.	-0.088	0.058	0.87		Algorithm converged.	0.44	1.71	0.6841		1.15		Algorithm converged.	0.58	2.27
Metabolism and nutrition disorders		Rest of World	57	11.5	6	10.5	59	11.8	2	3.4	3.35		Convergence criterion (GCONV=1E-8) satisfied.	0.65	17.36	0.071		Algorithm converged.	-0.021	0.163	3.11		Algorithm converged.	0.65	14.75	0.1541		0.32		Algorithm converged.	0.07	1.53
Metabolism and nutrition disorders	Decreased appetite	Western Europe/United States/Canada/Australia	298	60.2	3	1.0	300	60.2	1	0.3	3.04		Convergence criterion (GCONV=1E-8) satisfied.	0.31	29.39	0.007		Algorithm converged.	-0.006	0.020	3.02		Algorithm converged.	0.32	28.87	0.3372	0.7556	0.33		Algorithm converged.	0.03	3.17
Metabolism and nutrition disorders	Decreased appetite	Asia	140	28.3	2	1.4	139	27.9	2	1.4	0.99		Convergence criterion (GCONV=1E-8) satisfied.	0.14	7.15	0.000		Algorithm converged.	-0.028	0.028	0.99		Algorithm converged.	0.14	6.95	0.9942		1.01		Algorithm converged.	0.14	7.05
Metabolism and nutrition disorders	Decreased appetite	Rest of World	57	11.5	0	0.0	59	11.8	0	0.0	NE			NE	NE	NE		NE	NE	NE	NE		NE	NE	NE	NE		NE		NE	NE	NE
Metabolism and nutrition disorders	Dehydration	Western Europe/United States/Canada/Australia	298	60.2	1	0.3	300	60.2	2	0.7	0.50		Convergence criterion (GCONV=1E-8) satisfied.	0.05	5.56	-0.003		Algorithm converged.	-0.015	0.008	0.50		Algorithm converged.	0.05	5.52	0.5743	0.9270	1.99		Algorithm converged.	0.18	21.79
Metabolism and nutrition disorders	Dehydration	Asia	140	28.3	0	0.0	139	27.9	0	0.0	NE			NE	NE	NE		NE	NE	NE	NE		NE	NE	NE	NE		NE		NE	NE	NE
Metabolism and nutrition disorders	Dehydration	Rest of World	57	11.5	1	1.8	59	11.8	1	1.7	1.04		Convergence criterion (GCONV=1E-8) satisfied.	0.06	16.96	0.001		Algorithm converged.	-0.047	0.048	1.04		Algorithm converged.	0.07	16.16	0.9804		0.97		Algorithm converged.	0.06	15.08
Metabolism and nutrition disorders	Diabetes mellitus	Western Europe/United States/Canada/Australia	298	60.2	0	0.0	300	60.2	0	0.0	NE			NE	NE	NE		NE	NE	NE	NE		NE	NE	NE	NE	NE	NE		NE	NE	NE
Metabolism and nutrition disorders	Diabetes mellitus	Asia	140	28.3	0	0.0	139	27.9	1	0.7		*	Quasi-complete separation of data points detected.				*	WARNING: The relative Hessian convergence criterion of 19.480043432 is greater than the limit of 0.0001. The convergence is questionable.			0.00		Algorithm converged.	0.00	NE	0.9999		>999.99		Algorithm converged.	0.00	NE
Metabolism and nutrition disorders	Diabetes mellitus	Rest of World	57	11.5	0	0.0	59	11.8	0	0.0	NE			NE	NE	NE		NE	NE	NE	NE		NE	NE	NE	NE		NE		NE	NE	NE
Metabolism and nutrition disorders	Diabetes mellitus inadequate control	Western Europe/United States/Canada/Australia	298	60.2	0	0.0	300	60.2	1	0.3		*	Quasi-complete separation of data points detected.				*	ERROR: The mean parameter is either invalid or at a limit of its range for some observations.			0.00		Algorithm converged.	0.00	NE	0.9999	NE	>999.99		Algorithm converged.	0.00	NE
Metabolism and nutrition disorders	Diabetes mellitus inadequate control	Asia	140	28.3	0	0.0	139	27.9	0	0.0	NE			NE	NE	NE		NE	NE	NE	NE		NE	NE	NE	NE		NE		NE	NE	NE
Metabolism and nutrition disorders	Diabetes mellitus inadequate control	Rest of World	57	11.5	0	0.0	59	11.8	0	0.0	NE			NE	NE	NE		NE	NE	NE	NE		NE	NE	NE	NE		NE		NE	NE	NE
Metabolism and nutrition disorders	Glucose tolerance impaired	Western Europe/United States/Canada/Australia	298	60.2	1	0.3	300	60.2	0	0.0		*	Quasi-complete separation of data points detected.				*	WARNING: Negative of Hessian not positive definite.			NE		Algorithm converged.	NE	NE	NE	NE	NE		Algorithm converged.	NE	NE
Metabolism and nutrition disorders	Glucose tolerance impaired	Asia	140	28.3	0	0.0	139	27.9	0	0.0	NE			NE	NE	NE		NE	NE	NE	NE		NE	NE	NE	NE		NE		NE	NE	NE
Metabolism and nutrition disorders	Glucose tolerance impaired	Rest of World	57	11.5	0	0.0	59	11.8	0	0.0	NE			NE	NE	NE		NE	NE	NE	NE		NE	NE	NE	NE		NE		NE	NE	NE
Metabolism and nutrition disorders	Hyperglycaemia	Western Europe/United States/Canada/Australia	298	60.2	6	2.0	300	60.2	3	1.0	2.03		Convergence criterion (GCONV=1E-8) satisfied.	0.50	8.21	0.010		Algorithm converged.	-0.009	0.030	2.01		Algorithm converged.	0.51	7.98	0.3191	0.2618	0.50		Algorithm converged.	0.13	1.97
Metabolism and nutrition disorders	Hyperglycaemia	Asia	140	28.3	1	0.7	139	27.9	2	1.4	0.49		Convergence criterion (GCONV=1E-8) satisfied.	0.04	5.50	-0.007		Algorithm converged.	-0.031	0.017	0.50		Algorithm converged.	0.05	5.41	0.5656		2.01		Algorithm converged.	0.18	21.96
Metabolism and nutrition disorders	Hyperglycaemia	Rest of World	57	11.5	0	0.0	59	11.8	1	1.7		*	Quasi-complete separation of data points detected.				*	WARNING: The relative Hessian convergence criterion of 10.540168611 is greater than the limit of 0.0001. The convergence is questionable.			0.00		Algorithm converged.	0.00	NE	0.9999		>999.99		Algorithm converged.	0.00	NE
Metabolism and nutrition disorders	Hyperkalaemia	Western Europe/United States/Canada/Australia	298	60.2	0	0.0	300	60.2	2	0.7		*	Quasi-complete separation of data points detected.				*	ERROR: The mean parameter is either invalid or at a limit of its range for some observations.			0.00		Algorithm converged.	0.00	NE	0.9999	NE	>999.99		Algorithm converged.	0.00	NE
Metabolism and nutrition disorders	Hyperkalaemia	Asia	140	28.3	0	0.0	139	27.9	0	0.0	NE			NE	NE	NE		NE	NE	NE	NE		NE	NE	NE	NE		NE		NE	NE	NE
Metabolism and nutrition disorders	Hyperkalaemia	Rest of World	57	11.5	0	0.0	59	11.8	0	0.0	NE			NE	NE	NE		NE	NE	NE	NE		NE	NE	NE	NE		NE		NE	NE	NE
Metabolism and nutrition disorders	Hypertriglyceridaemia	Western Europe/United States/Canada/Australia	298	60.2	0	0.0	300	60.2	0	0.0	NE			NE	NE	NE		NE	NE	NE	NE		NE	NE	NE	NE	NE	NE		NE	NE	NE
Metabolism and nutrition disorders	Hypertriglyceridaemia	Asia	140	28.3	1	0.7	139	27.9	1	0.7	0.99		Convergence criterion (GCONV=1E-8) satisfied.	0.06	16.03	0.000		Algorithm converged.	-0.020	0.020	0.99		Algorithm converged.	0.06	15.72	0.9959		1.01		Algorithm converged.	0.06	15.94
Metabolism and nutrition disorders	Hypertriglyceridaemia	Rest of World	57	11.5	0	0.0	59	11.8	0	0.0	NE			NE	NE	NE		NE	NE	NE	NE		NE	NE	NE	NE		NE		NE	NE	NE
Metabolism and nutrition disorders	Hyperuricaemia	Western Europe/United States/Canada/Australia	298	60.2	0	0.0	300	60.2	0	0.0	NE			NE	NE	NE		NE	NE	NE	NE		NE	NE	NE	NE	NE	NE		NE	NE	NE
Metabolism and nutrition disorders	Hyperuricaemia	Asia	140	28.3	0	0.0	139	27.9	0	0.0	NE			NE	NE	NE		NE	NE	NE	NE		NE	NE	NE	NE		NE		NE	NE	NE
Metabolism and nutrition disorders	Hyperuricaemia	Rest of World	57	11.5	1	1.8	59	11.8	0	0.0		*	Quasi-complete separation of data points detected.				*	ERROR: Error in computing the link function, its derivatives, or the variance function.			NE		Algorithm converged.	NE	NE	NE		NE		Algorithm converged.	NE	NE
Metabolism and nutrition disorders	Hypoalbuminaemia	Western Europe/United States/Canada/Australia	298	60.2	1	0.3	300	60.2	0	0.0		*	Quasi-complete separation of data points detected.				*	WARNING: Negative of Hessian not positive definite.			NE		Algorithm converged.	NE	NE	NE	NE	NE		Algorithm converged.	NE	NE
Metabolism and nutrition disorders	Hypoalbuminaemia	Asia	140	28.3	2	1.4	139	27.9	0	0.0		*	Quasi-complete separation of data points detected.				*	ERROR: Error in computing the link function, its derivatives, or the variance function.			NE		Algorithm converged.	NE	NE	NE		NE		Algorithm converged.	NE	NE
Metabolism and nutrition disorders	Hypoalbuminaemia	Rest of World	57	11.5	0	0.0	59	11.8	0	0.0	NE			NE	NE	NE		NE	NE	NE	NE		NE	NE	NE	NE		NE		NE	NE	NE
Metabolism and nutrition disorders	Hypocalcaemia	Western Europe/United States/Canada/Australia	298	60.2	1	0.3	300	60.2	2	0.7	0.50		Convergence criterion (GCONV=1E-8) satisfied.	0.05	5.56	-0.003		Algorithm converged.	-0.015	0.008	0.50		Algorithm converged.	0.05	5.52	0.5743	NE	1.99		Algorithm converged.	0.18	21.79
Metabolism and nutrition disorders	Hypocalcaemia	Asia	140	28.3	0	0.0	139	27.9	0	0.0	NE			NE	NE	NE		NE	NE	NE	NE		NE	NE	NE	NE		NE		NE	NE	NE
Metabolism and nutrition disorders	Hypocalcaemia	Rest of World	57	11.5	0	0.0	59	11.8	0	0.0	NE			NE	NE	NE		NE	NE	NE	NE		NE	NE	NE	NE		NE		NE	NE	NE
Metabolism and nutrition disorders	Hypoglycaemia	Western Europe/United States/Canada/Australia	298	60.2	0	0.0	300	60.2	0	0.0	NE			NE	NE	NE		NE	NE	NE	NE		NE	NE	NE	NE	NE	NE		NE	NE	NE
Metabolism and nutrition disorders	Hypoglycaemia	Asia	140	28.3	1	0.7	139	27.9	1	0.7	0.99		Convergence criterion (GCONV=1E-8) satisfied.	0.06	16.03	0.000		Algorithm converged.	-0.020	0.020	0.99		Algorithm converged.	0.06	15.72	0.9959		1.01		Algorithm converged.	0.06	15.94
Metabolism and nutrition disorders	Hypoglycaemia	Rest of World	57	11.5	0	0.0	59	11.8	0	0.0	NE			NE	NE	NE		NE	NE	NE	NE		NE	NE	NE	NE		NE		NE	NE	NE
Metabolism and nutrition disorders	Hypokalaemia	Western Europe/United States/Canada/Australia	298	60.2	3	1.0	300	60.2	6	2.0	0.50		Convergence criterion (GCONV=1E-8) satisfied.	0.12	2.01	-0.010		Algorithm converged.	-0.029	0.010	0.50		Algorithm converged.	0.13	1.99	0.3284	0.1200	1.99		Algorithm converged.	0.50	7.87
Metabolism and nutrition disorders	Hypokalaemia	Asia	140	28.3	6	4.3	139	27.9	4	2.9	1.51		Convergence criterion (GCONV=1E-8) satisfied.	0.42	5.48	0.014		Algorithm converged.	-0.029	0.058	1.49		Algorithm converged.	0.43	5.16	0.5300		0.67		Algorithm converged.	0.19	2.33
Metabolism and nutrition disorders	Hypokalaemia	Rest of World	57	11.5	2	3.5	59	11.8	0	0.0		*	Quasi-complete separation of data points detected.				*	WARNING: The relative Hessian convergence criterion of 6.6720380635 is greater than the limit of 0.0001. The convergence is questionable.			NE		Algorithm converged.	NE	NE	NE		NE		Algorithm converged.	NE	NE
Metabolism and nutrition disorders	Hypomagnesaemia	Western Europe/United States/Canada/Australia	298	60.2	1	0.3	300	60.2	0	0.0		*	Quasi-complete separation of data points detected.				*	WARNING: Negative of Hessian not positive definite.			NE		Algorithm converged.	NE	NE	NE	NE	NE		Algorithm converged.	NE	NE
Metabolism and nutrition disorders	Hypomagnesaemia	Asia	140	28.3	0	0.0	139	27.9	0	0.0	NE			NE	NE	NE		NE	NE	NE	NE		NE	NE	NE	NE		NE		NE	NE	NE
Metabolism and nutrition disorders	Hypomagnesaemia	Rest of World	57	11.5	0	0.0	59	11.8	0	0.0	NE			NE	NE	NE		NE	NE	NE	NE		NE	NE	NE	NE		NE		NE	NE	NE
Metabolism and nutrition disorders	Hyponatraemia	Western Europe/United States/Canada/Australia	298	60.2	1	0.3	300	60.2	5	1.7	0.20		Convergence criterion (GCONV=1E-8) satisfied.	0.02	1.71	-0.013		Algorithm converged.	-0.029	0.003	0.20		Algorithm converged.	0.02	1.71	0.1423	0.0624	4.97		Algorithm converged.	0.58	42.26
Metabolism and nutrition disorders	Hyponatraemia	Asia	140	28.3	4	2.9	139	27.9	4	2.9	0.99		Convergence criterion (GCONV=1E-8) satisfied.	0.24	4.05	0.000		Algorithm converged.	-0.039	0.039	0.99		Algorithm converged.	0.25	3.89	0.9918		1.01		Algorithm converged.	0.26	3.95
Metabolism and nutrition disorders	Hyponatraemia	Rest of World	57	11.5	2	3.5	59	11.8	0	0.0		*	Quasi-complete separation of data points detected.				*	WARNING: The relative Hessian convergence criterion of 6.6720380513 is greater than the limit of 0.0001. The convergence is questionable.			NE		Algorithm converged.	NE	NE	NE		NE		Algorithm converged.	NE	NE
Metabolism and nutrition disorders	Hypophosphataemia	Western Europe/United States/Canada/Australia	298	60.2	6	2.0	300	60.2	4	1.3	1.52		Convergence criterion (GCONV=1E-8) satisfied.	0.42	5.44	0.007		Algorithm converged.	-0.014	0.027	1.51		Algorithm converged.	0.43	5.30	0.5198	0.3866	0.66		Algorithm converged.	0.19	2.32
Metabolism and nutrition disorders	Hypophosphataemia	Asia	140	28.3	1	0.7	139	27.9	2	1.4	0.49		Convergence criterion (GCONV=1E-8) satisfied.	0.04	5.50	-0.007		Algorithm converged.	-0.031	0.017	0.50		Algorithm converged.	0.05	5.41	0.5656		2.01		Algorithm converged.	0.18	21.96
Metabolism and nutrition disorders	Hypophosphataemia	Rest of World	57	11.5	1	1.8	59	11.8	0	0.0		*	Quasi-complete separation of data points detected.				*	ERROR: Error in computing the link function, its derivatives, or the variance function.			NE		Algorithm converged.	NE	NE	NE		NE		Algorithm converged.	NE	NE
Metabolism and nutrition disorders	Hypovolaemia	Western Europe/United States/Canada/Australia	298	60.2	1	0.3	300	60.2	0	0.0		*	Quasi-complete separation of data points detected.				*	WARNING: Negative of Hessian not positive definite.			NE		Algorithm converged.	NE	NE	NE	NE	NE		Algorithm converged.	NE	NE
Metabolism and nutrition disorders	Hypovolaemia	Asia	140	28.3	0	0.0	139	27.9	0	0.0	NE			NE	NE	NE		NE	NE	NE	NE		NE	NE	NE	NE		NE		NE	NE	NE
Metabolism and nutrition disorders	Hypovolaemia	Rest of World	57	11.5	0	0.0	59	11.8	0	0.0	NE			NE	NE	NE		NE	NE	NE	NE		NE	NE	NE	NE		NE		NE	NE	NE
Metabolism and nutrition disorders	Malnutrition	Western Europe/United States/Canada/Australia	298	60.2	0	0.0	300	60.2	0	0.0	NE			NE	NE	NE		NE	NE	NE	NE		NE	NE	NE	NE	NE	NE		NE	NE	NE
Metabolism and nutrition disorders	Malnutrition	Asia	140	28.3	0	0.0	139	27.9	0	0.0	NE			NE	NE	NE		NE	NE	NE	NE		NE	NE	NE	NE		NE		NE	NE	NE
Metabolism and nutrition disorders	Malnutrition	Rest of World	57	11.5	1	1.8	59	11.8	0	0.0		*	Quasi-complete separation of data points detected.				*	ERROR: Error in computing the link function, its derivatives, or the variance function.			NE		Algorithm converged.	NE	NE	NE		NE		Algorithm converged.	NE	NE
Metabolism and nutrition disorders	Tumour lysis syndrome	Western Europe/United States/Canada/Australia	298	60.2	2	0.7	300	60.2	3	1.0	0.67		Convergence criterion (GCONV=1E-8) satisfied.	0.11	4.03	-0.003		Algorithm converged.	-0.018	0.011	0.67		Algorithm converged.	0.11	3.99	0.6610	NE	1.49		Algorithm converged.	0.25	8.85
Metabolism and nutrition disorders	Tumour lysis syndrome	Asia	140	28.3	0	0.0	139	27.9	0	0.0	NE			NE	NE	NE		NE	NE	NE	NE		NE	NE	NE	NE		NE		NE	NE	NE
Metabolism and nutrition disorders	Tumour lysis syndrome	Rest of World	57	11.5	0	0.0	59	11.8	0	0.0	NE			NE	NE	NE		NE	NE	NE	NE		NE	NE	NE	NE		NE		NE	NE	NE
Metabolism and nutrition disorders	Vitamin B1 deficiency	Western Europe/United States/Canada/Australia	298	60.2	1	0.3	300	60.2	0	0.0		*	Quasi-complete separation of data points detected.				*	WARNING: The relative Hessian convergence criterion of 44.806790292 is greater than the limit of 0.0001. The convergence is questionable.			NE		Algorithm converged.	NE	NE	NE	NE	NE		Algorithm converged.	NE	NE
Metabolism and nutrition disorders	Vitamin B1 deficiency	Asia	140	28.3	0	0.0	139	27.9	0	0.0	NE			NE	NE	NE		NE	NE	NE	NE		NE	NE	NE	NE		NE		NE	NE	NE
Metabolism and nutrition disorders	Vitamin B1 deficiency	Rest of World	57	11.5	0	0.0	59	11.8	0	0.0	NE			NE	NE	NE		NE	NE	NE	NE		NE	NE	NE	NE		NE		NE	NE	NE
Musculoskeletal and connective tissue disorders		Western Europe/United States/Canada/Australia	298	60.2	2	0.7	300	60.2	9	3.0	0.22		Convergence criterion (GCONV=1E-8) satisfied.	0.05	1.02	-0.023		Algorithm converged.	-0.045	-0.002	0.22		Algorithm converged.	0.05	1.03	0.0541	NE	4.47		Algorithm converged.	0.97	20.51
Musculoskeletal and connective tissue disorders		Asia	140	28.3	0	0.0	139	27.9	0	0.0	NE			NE	NE	NE		NE	NE	NE	NE		NE	NE	NE	NE		NE		NE	NE	NE
Musculoskeletal and connective tissue disorders		Rest of World	57	11.5	0	0.0	59	11.8	0	0.0	NE			NE	NE	NE		NE	NE	NE	NE		NE	NE	NE	NE		NE		NE	NE	NE
Musculoskeletal and connective tissue disorders	Back pain	Western Europe/United States/Canada/Australia	298	60.2	1	0.3	300	60.2	5	1.7	0.20		Convergence criterion (GCONV=1E-8) satisfied.	0.02	1.71	-0.013		Algorithm converged.	-0.029	0.003	0.20		Algorithm converged.	0.02	1.71	0.1423	NE	4.97		Algorithm converged.	0.58	42.26
Musculoskeletal and connective tissue disorders	Back pain	Asia	140	28.3	0	0.0	139	27.9	0	0.0	NE			NE	NE	NE		NE	NE	NE	NE		NE	NE	NE	NE		NE		NE	NE	NE
Musculoskeletal and connective tissue disorders	Back pain	Rest of World	57	11.5	0	0.0	59	11.8	0	0.0	NE			NE	NE	NE		NE	NE	NE	NE		NE	NE	NE	NE		NE		NE	NE	NE
Musculoskeletal and connective tissue disorders	Bone pain	Western Europe/United States/Canada/Australia	298	60.2	0	0.0	300	60.2	3	1.0		*	Quasi-complete separation of data points detected.				*	ERROR: The mean parameter is either invalid or at a limit of its range for some observations.			0.00		Algorithm converged.	0.00	NE	0.9999	NE	>999.99		Algorithm converged.	0.00	NE
Musculoskeletal and connective tissue disorders	Bone pain	Asia	140	28.3	0	0.0	139	27.9	0	0.0	NE			NE	NE	NE		NE	NE	NE	NE		NE	NE	NE	NE		NE		NE	NE	NE
Musculoskeletal and connective tissue disorders	Bone pain	Rest of World	57	11.5	0	0.0	59	11.8	0	0.0	NE			NE	NE	NE		NE	NE	NE	NE		NE	NE	NE	NE		NE		NE	NE	NE
Musculoskeletal and connective tissue disorders	Musculoskeletal chest pain	Western Europe/United States/Canada/Australia	298	60.2	1	0.3	300	60.2	0	0.0		*	Quasi-complete separation of data points detected.				*	WARNING: The relative Hessian convergence criterion of 44.806790292 is greater than the limit of 0.0001. The convergence is questionable.			NE		Algorithm converged.	NE	NE	NE	NE	NE		Algorithm converged.	NE	NE
Musculoskeletal and connective tissue disorders	Musculoskeletal chest pain	Asia	140	28.3	0	0.0	139	27.9	0	0.0	NE			NE	NE	NE		NE	NE	NE	NE		NE	NE	NE	NE		NE		NE	NE	NE
Musculoskeletal and connective tissue disorders	Musculoskeletal chest pain	Rest of World	57	11.5	0	0.0	59	11.8	0	0.0	NE			NE	NE	NE		NE	NE	NE	NE		NE	NE	NE	NE		NE		NE	NE	NE

Musculoskeletal and connective tissue disorders	Pain in extremity	Western Europe/United States/Canada/Australia	298	60.2	0	0.0	300	60.2	1	0.3		*	Quasi-complete separation of data points detected.				*	ERROR: The mean parameter is either invalid or at a limit of its range for some observations.			0.00		Algorithm converged.	0.00	NE	0.9999	NE	>999.99		Algorithm converged.	0.00	NE
Musculoskeletal and connective tissue disorders	Pain in extremity	Asia	140	28.3	0	0.0	139	27.9	0	0.0	NE			NE	NE	NE		NE	NE	NE	NE		NE	NE	NE	NE		NE		NE	NE	NE
Musculoskeletal and connective tissue disorders	Pain in extremity	Rest of World	57	11.5	0	0.0	59	11.8	0	0.0	NE			NE	NE	NE		NE	NE	NE	NE		NE	NE	NE	NE		NE		NE	NE	NE
Neoplasms benign, malignant and unspecified (incl cysts and polyps)		Western Europe/United States/Canada/Australia	298	60.2	3	1.0	300	60.2	2	0.7	1.52		Convergence criterion (GCONV=1E-8) satisfied.	0.25	9.13	0.003		Algorithm converged.	-0.011	0.018	1.51		Algorithm converged.	0.25	8.97	0.6503	NE	0.66		Algorithm converged.	0.11	3.93
Neoplasms benign, malignant and unspecified (incl cysts and polyps)		Asia	140	28.3	0	0.0	139	27.9	0	0.0	NE			NE	NE	NE		NE	NE	NE	NE		NE	NE	NE	NE		NE		NE	NE	NE
Neoplasms benign, malignant and unspecified (incl cysts and polyps)		Rest of World	57	11.5	0	0.0	59	11.8	0	0.0	NE			NE	NE	NE		NE	NE	NE	NE		NE	NE	NE	NE		NE		NE	NE	NE
Neoplasms benign, malignant and unspecified (incl cysts and polyps)	Adenocarcinoma	Western Europe/United States/Canada/Australia	298	60.2	0	0.0	300	60.2	1	0.3		*	Quasi-complete separation of data points detected.				*	ERROR: The mean parameter is either invalid or at a limit of its range for some observations.			0.00		Algorithm converged.	0.00	NE	0.9999	NE	>999.99		Algorithm converged.	0.00	NE
Neoplasms benign, malignant and unspecified (incl cysts and polyps)	Adenocarcinoma	Asia	140	28.3	0	0.0	139	27.9	0	0.0	NE			NE	NE	NE		NE	NE	NE	NE		NE	NE	NE	NE		NE		NE	NE	NE
Neoplasms benign, malignant and unspecified (incl cysts and polyps)	Adenocarcinoma	Rest of World	57	11.5	0	0.0	59	11.8	0	0.0	NE			NE	NE	NE		NE	NE	NE	NE		NE	NE	NE	NE		NE		NE	NE	NE
Neoplasms benign, malignant and unspecified (incl cysts and polyps)	Adenocarcinoma of colon	Western Europe/United States/Canada/Australia	298	60.2	1	0.3	300	60.2	0	0.0		*	Quasi-complete separation of data points detected.				*	WARNING: Negative of Hessian not positive definite.			NE		Algorithm converged.	NE	NE	NE	NE	NE		Algorithm converged.	NE	NE
Neoplasms benign, malignant and unspecified (incl cysts and polyps)	Adenocarcinoma of colon	Asia	140	28.3	0	0.0	139	27.9	0	0.0	NE			NE	NE	NE		NE	NE	NE	NE		NE	NE	NE	NE		NE		NE	NE	NE
Neoplasms benign, malignant and unspecified (incl cysts and polyps)	Adenocarcinoma of colon	Rest of World	57	11.5	0	0.0	59	11.8	0	0.0	NE			NE	NE	NE		NE	NE	NE	NE		NE	NE	NE	NE		NE		NE	NE	NE
Neoplasms benign, malignant and unspecified (incl cysts and polyps)	Colorectal cancer	Western Europe/United States/Canada/Australia	298	60.2	1	0.3	300	60.2	0	0.0		*	Quasi-complete separation of data points detected.				*	WARNING: Negative of Hessian not positive definite.			NE		Algorithm converged.	NE	NE	NE	NE	NE		Algorithm converged.	NE	NE
Neoplasms benign, malignant and unspecified (incl cysts and polyps)	Colorectal cancer	Asia	140	28.3	0	0.0	139	27.9	0	0.0	NE			NE	NE	NE		NE	NE	NE	NE		NE	NE	NE	NE		NE		NE	NE	NE
Neoplasms benign, malignant and unspecified (incl cysts and polyps)	Colorectal cancer	Rest of World	57	11.5	0	0.0	59	11.8	0	0.0	NE			NE	NE	NE		NE	NE	NE	NE		NE	NE	NE	NE		NE		NE	NE	NE
Neoplasms benign, malignant and unspecified (incl cysts and polyps)	Hodgkin's disease	Western Europe/United States/Canada/Australia	298	60.2	0	0.0	300	60.2	1	0.3		*	Quasi-complete separation of data points detected.				*	ERROR: The mean parameter is either invalid or at a limit of its range for some observations.			0.00		Algorithm converged.	0.00	NE	0.9999	NE	>999.99		Algorithm converged.	0.00	NE
Neoplasms benign, malignant and unspecified (incl cysts and polyps)	Hodgkin's disease	Asia	140	28.3	0	0.0	139	27.9	0	0.0	NE			NE	NE	NE		NE	NE	NE	NE		NE	NE	NE	NE		NE		NE	NE	NE
Neoplasms benign, malignant and unspecified (incl cysts and polyps)	Hodgkin's disease	Rest of World	57	11.5	0	0.0	59	11.8	0	0.0	NE			NE	NE	NE		NE	NE	NE	NE		NE	NE	NE	NE		NE		NE	NE	NE
Neoplasms benign, malignant and unspecified (incl cysts and polyps)	Papillary renal cell carcinoma	Western Europe/United States/Canada/Australia	298	60.2	1	0.3	300	60.2	0	0.0		*	Quasi-complete separation of data points detected.				*	WARNING: Negative of Hessian not positive definite.			NE		Algorithm converged.	NE	NE	NE	NE	NE		Algorithm converged.	NE	NE
Neoplasms benign, malignant and unspecified (incl cysts and polyps)	Papillary renal cell carcinoma	Asia	140	28.3	0	0.0	139	27.9	0	0.0	NE			NE	NE	NE		NE	NE	NE	NE		NE	NE	NE	NE		NE		NE	NE	NE
Neoplasms benign, malignant and unspecified (incl cysts and polyps)	Papillary renal cell carcinoma	Rest of World	57	11.5	0	0.0	59	11.8	0	0.0	NE			NE	NE	NE		NE	NE	NE	NE		NE	NE	NE	NE		NE		NE	NE	NE
Nervous system disorders		Western Europe/United States/Canada/Australia	298	60.2	16	5.4	300	60.2	16	5.3	1.01		Convergence criterion (GCONV=1E-8) satisfied.	0.49	2.05	0.000		Algorithm converged.	-0.036	0.036	1.01		Algorithm converged.	0.51	1.98	0.9845	0.0721	0.99		Algorithm converged.	0.51	1.95
Nervous system disorders		Asia	140	28.3	1	0.7	139	27.9	4	2.9	0.24		Convergence criterion (GCONV=1E-8) satisfied.	0.03	2.20	-0.022		Algorithm converged.	-0.053	0.009	0.25		Algorithm converged.	0.03	2.19	0.2100		4.03		Algorithm converged.	0.46	35.59
Nervous system disorders		Rest of World	57	11.5	0	0.0	59	11.8	3	5.1		*	Quasi-complete separation of data points detected.				*	WARNING: The relative Hessian convergence criterion of 4.7626321486 is greater than the limit of 0.0001. The convergence is questionable.			0.00		Algorithm converged.	0.00	NE	0.9999		>999.99		Algorithm converged.	0.00	NE
Nervous system disorders	Aphasia	Western Europe/United States/Canada/Australia	298	60.2	0	0.0	300	60.2	1	0.3		*	Quasi-complete separation of data points detected.				*	ERROR: The mean parameter is either invalid or at a limit of its range for some observations.			0.00		Algorithm converged.	0.00	NE	0.9999	NE	>999.99		Algorithm converged.	0.00	NE
Nervous system disorders	Aphasia	Asia	140	28.3	0	0.0	139	27.9	0	0.0	NE			NE	NE	NE		NE	NE	NE	NE		NE	NE	NE	NE		NE		NE	NE	NE
Nervous system disorders	Aphasia	Rest of World	57	11.5	0	0.0	59	11.8	0	0.0	NE			NE	NE	NE		NE	NE	NE	NE		NE	NE	NE	NE		NE		NE	NE	NE
Nervous system disorders	Carotid artery stenosis	Western Europe/United States/Canada/Australia	298	60.2	0	0.0	300	60.2	1	0.3		*	Quasi-complete separation of data points detected.				*	ERROR: The mean parameter is either invalid or at a limit of its range for some observations.			0.00		Algorithm converged.	0.00	NE	0.9999	NE	>999.99		Algorithm converged.	0.00	NE
Nervous system disorders	Carotid artery stenosis	Asia	140	28.3	0	0.0	139	27.9	0	0.0	NE			NE	NE	NE		NE	NE	NE	NE		NE	NE	NE	NE		NE		NE	NE	NE
Nervous system disorders	Carotid artery stenosis	Rest of World	57	11.5	0	0.0	59	11.8	0	0.0	NE			NE	NE	NE		NE	NE	NE	NE		NE	NE	NE	NE		NE		NE	NE	NE
Nervous system disorders	Cerebellar ataxia	Western Europe/United States/Canada/Australia	298	60.2	1	0.3	300	60.2	0	0.0		*	Quasi-complete separation of data points detected.				*	WARNING: Negative of Hessian not positive definite.			NE		Algorithm converged.	NE	NE	NE	NE	NE		Algorithm converged.	NE	NE
Nervous system disorders	Cerebellar ataxia	Asia	140	28.3	0	0.0	139	27.9	0	0.0	NE			NE	NE	NE		NE	NE	NE	NE		NE	NE	NE	NE		NE		NE	NE	NE
Nervous system disorders	Cerebellar ataxia	Rest of World	57	11.5	0	0.0	59	11.8	0	0.0	NE			NE	NE	NE		NE	NE	NE	NE		NE	NE	NE	NE		NE		NE	NE	NE
Nervous system disorders	Cerebral infarction	Western Europe/United States/Canada/Australia	298	60.2	0	0.0	300	60.2	1	0.3		*	Quasi-complete separation of data points detected.				*	ERROR: The mean parameter is either invalid or at a limit of its range for some observations.			0.00		Algorithm converged.	0.00	NE	0.9999	NE	>999.99		Algorithm converged.	0.00	NE
Nervous system disorders	Cerebral infarction	Asia	140	28.3	0	0.0	139	27.9	0	0.0	NE			NE	NE	NE		NE	NE	NE	NE		NE	NE	NE	NE		NE		NE	NE	NE
Nervous system disorders	Cerebral infarction	Rest of World	57	11.5	0	0.0	59	11.8	0	0.0	NE			NE	NE	NE		NE	NE	NE	NE		NE	NE	NE	NE		NE		NE	NE	NE
Nervous system disorders	Cerebrovascular accident	Western Europe/United States/Canada/Australia	298	60.2	0	0.0	300	60.2	2	0.7		*	Quasi-complete separation of data points detected.				*	ERROR: The mean parameter is either invalid or at a limit of its range for some observations.			0.00		Algorithm converged.	0.00	NE	0.9999	NE	>999.99		Algorithm converged.	0.00	NE
Nervous system disorders	Cerebrovascular accident	Asia	140	28.3	0	0.0	139	27.9	0	0.0	NE			NE	NE	NE		NE	NE	NE	NE		NE	NE	NE	NE		NE		NE	NE	NE
Nervous system disorders	Cerebrovascular accident	Rest of World	57	11.5	0	0.0	59	11.8	0	0.0	NE			NE	NE	NE		NE	NE	NE	NE		NE	NE	NE	NE		NE		NE	NE	NE
Nervous system disorders	Dizziness	Western Europe/United States/Canada/Australia	298	60.2	0	0.0	300	60.2	1	0.3		*	Quasi-complete separation of data points detected.				*	ERROR: The mean parameter is either invalid or at a limit of its range for some observations.			0.00		Algorithm converged.	0.00	NE	0.9999	NE	>999.99		Algorithm converged.	0.00	NE
Nervous system disorders	Dizziness	Asia	140	28.3	1	0.7	139	27.9	0	0.0		*	Quasi-complete separation of data points detected.				*	WARNING: Negative of Hessian not positive definite.			NE		Algorithm converged.	NE	NE	NE		NE		Algorithm converged.	NE	NE
Nervous system disorders	Dizziness	Rest of World	57	11.5	0	0.0	59	11.8	0	0.0	NE			NE	NE	NE		NE	NE	NE	NE		NE	NE	NE	NE		NE		NE	NE	NE
Nervous system disorders	Epilepsy	Western Europe/United States/Canada/Australia	298	60.2	0	0.0	300	60.2	0	0.0	NE			NE	NE	NE		NE	NE	NE	NE		NE	NE	NE	NE	NE	NE		NE	NE	NE
Nervous system disorders	Epilepsy	Asia	140	28.3	0	0.0	139	27.9	0	0.0	NE			NE	NE	NE		NE	NE	NE	NE		NE	NE	NE	NE		NE		NE	NE	NE
Nervous system disorders	Epilepsy	Rest of World	57	11.5	0	0.0	59	11.8	1	1.7		*	Quasi-complete separation of data points detected.				*	WARNING: The relative Hessian convergence criterion of 10.540168601 is greater than the limit of 0.0001. The convergence is questionable.			0.00		Algorithm converged.	0.00	NE	0.9999		>999.99		Algorithm converged.	0.00	NE
Nervous system disorders	Headache	Western Europe/United States/Canada/Australia	298	60.2	0	0.0	300	60.2	3	1.0		*	Quasi-complete separation of data points detected.				*	ERROR: The mean parameter is either invalid or at a limit of its range for some observations.			0.00		Algorithm converged.	0.00	NE	0.9999	NE	>999.99		Algorithm converged.	0.00	NE
Nervous system disorders	Headache	Asia	140	28.3	1	0.7	139	27.9	0	0.0		*	Quasi-complete separation of data points detected.				*	WARNING: Negative of Hessian not positive definite.			NE		Algorithm converged.	NE	NE	NE		NE		Algorithm converged.	NE	NE
Nervous system disorders	Headache	Rest of World	57	11.5	0	0.0	59	11.8	1	1.7		*	Quasi-complete separation of data points detected.				*	WARNING: The relative Hessian convergence criterion of 10.540168601 is greater than the limit of 0.0001. The convergence is questionable.			0.00		Algorithm converged.	0.00	NE	0.9999		>999.99		Algorithm converged.	0.00	NE
Nervous system disorders	Hypoaesthesia	Western Europe/United States/Canada/Australia	298	60.2	0	0.0	300	60.2	0	0.0	NE			NE	NE	NE		NE	NE	NE	NE		NE	NE	NE	NE	NE	NE		NE	NE	NE
Nervous system disorders	Hypoaesthesia	Asia	140	28.3	0	0.0	139	27.9	1	0.7		*	Quasi-complete separation of data points detected.				*	WARNING: The relative Hessian convergence criterion of 19.480043296 is greater than the limit of 0.0001. The convergence is questionable.			0.00		Algorithm converged.	0.00	NE	0.9999		>999.99		Algorithm converged.	0.00	NE
Nervous system disorders	Hypoaesthesia	Rest of World	57	11.5	0	0.0	59	11.8	0	0.0	NE			NE	NE	NE		NE	NE	NE	NE		NE	NE	NE	NE		NE		NE	NE	NE
Nervous system disorders	Hypotonia	Western Europe/United States/Canada/Australia	298	60.2	0	0.0	300	60.2	0	0.0	NE			NE	NE	NE		NE	NE	NE	NE		NE	NE	NE	NE	NE	NE		NE	NE	NE
Nervous system disorders	Hypotonia	Asia	140	28.3	0	0.0	139	27.9	0	0.0	NE			NE	NE	NE		NE	NE	NE	NE		NE	NE	NE	NE		NE		NE	NE	NE
Nervous system disorders	Hypotonia	Rest of World	57	11.5	0	0.0	59	11.8	1	1.7		*	Quasi-complete separation of data points detected.				*	WARNING: The relative Hessian convergence criterion of 10.540168601 is greater than the limit of 0.0001. The convergence is questionable.			0.00		Algorithm converged.	0.00	NE	0.9999		>999.99		Algorithm converged.	0.00	NE
Nervous system disorders	Nervous system disorder	Western Europe/United States/Canada/Australia	298	60.2	0	0.0	300	60.2	0	0.0	NE			NE	NE	NE		NE	NE	NE	NE		NE	NE	NE	NE	NE	NE		NE	NE	NE
Nervous system disorders	Nervous system disorder	Asia	140	28.3	0	0.0	139	27.9	1	0.7		*	Quasi-complete separation of data points detected.				*	WARNING: The relative Hessian convergence criterion of 19.480043296 is greater than the limit of 0.0001. The convergence is questionable.			0.00		Algorithm converged.	0.00	NE	0.9999		>999.99		Algorithm converged.	0.00	NE
Nervous system disorders	Nervous system disorder	Rest of World	57	11.5	0	0.0	59	11.8	0	0.0	NE			NE	NE	NE		NE	NE	NE	NE		NE	NE	NE	NE		NE		NE	NE	NE
Nervous system disorders	Neuropathy peripheral	Western Europe/United States/Canada/Australia	298	60.2	2	0.7	300	60.2	3	1.0	0.67		Convergence criterion (GCONV=1E-8) satisfied.	0.11	4.03	-0.003		Algorithm converged.	-0.018	0.011	0.67		Algorithm converged.	0.11	3.99	0.6610	NE	1.49		Algorithm converged.	0.25	8.85
Nervous system disorders	Neuropathy peripheral	Asia	140	28.3	0	0.0	139	27.9	0	0.0	NE			NE	NE	NE		NE	NE	NE	NE		NE	NE	NE	NE		NE		NE	NE	NE
Nervous system disorders	Neuropathy peripheral	Rest of World	57	11.5	0	0.0	59	11.8	0	0.0	NE			NE	NE	NE		NE	NE	NE	NE		NE	NE	NE	NE		NE		NE	NE	NE
Nervous system disorders	Paralysis recurrent laryngeal nerve	Western Europe/United States/Canada/Australia	298	60.2	1	0.3	300	60.2	0	0.0		*	Quasi-complete separation of data points detected.				*	WARNING: Negative of Hessian not positive definite.			NE		Algorithm converged.	NE	NE	NE	NE	NE		Algorithm converged.	NE	NE
Nervous system disorders	Paralysis recurrent laryngeal nerve	Asia	140	28.3	0	0.0	139	27.9	0	0.0	NE			NE	NE	NE		NE	NE	NE	NE		NE	NE	NE	NE		NE		NE	NE	NE
Nervous system disorders	Paralysis recurrent laryngeal nerve	Rest of World	57	11.5	0	0.0	59	11.8	0	0.0	NE			NE	NE	NE		NE	NE	NE	NE		NE	NE	NE	NE		NE		NE	NE	NE
Nervous system disorders	Peripheral motor neuropathy	Western Europe/United States/Canada/Australia	298	60.2	2	0.7	300	60.2	0	0.0		*	Quasi-complete separation of data points detected.				*	WARNING: Negative of Hessian not positive definite.			NE		Algorithm converged.	NE	NE	NE	NE	NE		Algorithm converged.	NE	NE
Nervous system disorders	Peripheral motor neuropathy	Asia	140	28.3	0	0.0	139	27.9	0	0.0	NE			NE	NE	NE		NE	NE	NE	NE		NE	NE	NE	NE		NE		NE	NE	NE
Nervous system disorders	Peripheral motor neuropathy	Rest of World	57	11.5	0	0.0	59	11.8	0	0.0	NE			NE	NE	NE		NE	NE	NE	NE		NE	NE	NE	NE		NE		NE	NE	NE
Nervous system disorders	Peripheral sensory neuropathy	Western Europe/United States/Canada/Australia	298	60.2	2	0.7	300	60.2	0	0.0		*	Quasi-complete separation of data points detected.				*	WARNING: Negative of Hessian not positive definite.			NE		Algorithm converged.	NE	NE	NE	NE	NE		Algorithm converged.	NE	NE
Nervous system disorders	Peripheral sensory neuropathy	Asia	140	28.3	0	0.0	139	27.9	0	0.0	NE			NE	NE	NE		NE	NE	NE	NE		NE	NE	NE	NE		NE		NE	NE	NE
Nervous system disorders	Peripheral sensory neuropathy	Rest of World	57	11.5	0	0.0	59	11.8	0	0.0	NE			NE	NE	NE		NE	NE	NE	NE		NE	NE	NE	NE		NE		NE	NE	NE
Nervous system disorders	Peroneal nerve palsy	Western Europe/United States/Canada/Australia	298	60.2	1	0.3	300	60.2	0	0.0		*	Quasi-complete separation of data points detected.				*	WARNING: The relative Hessian convergence criterion of 44.806790292 is greater than the limit of 0.0001. The convergence is questionable.			NE		Algorithm converged.	NE	NE	NE	NE	NE		Algorithm converged.	NE	NE
Nervous system disorders	Peroneal nerve palsy	Asia	140	28.3	0	0.0	139	27.9	0	0.0	NE			NE	NE	NE		NE	NE	NE	NE		NE	NE	NE	NE		NE		NE	NE	NE
Nervous system disorders	Peroneal nerve palsy	Rest of World	57	11.5	0	0.0	59	11.8	0	0.0	NE			NE	NE	NE		NE	NE	NE	NE		NE	NE	NE	NE		NE		NE	NE	NE
Nervous system disorders	Polyneuropathy	Western Europe/United States/Canada/Australia	298	60.2	1	0.3	300	60.2	0	0.0		*	Quasi-complete separation of data points detected.				*	WARNING: The relative Hessian convergence criterion of 44.806790292 is greater than the limit of 0.0001. The convergence is questionable.			NE		Algorithm converged.	NE	NE	NE	NE	NE		Algorithm converged.	NE	NE
Nervous system disorders	Polyneuropathy	Asia	140	28.3	0	0.0	139	27.9	0	0.0	NE			NE	NE	NE		NE	NE	NE	NE		NE	NE	NE	NE		NE		NE	NE	NE
Nervous system disorders	Polyneuropathy	Rest of World	57	11.5	0	0.0	59	11.8	0	0.0	NE			NE	NE	NE		NE	NE	NE	NE		NE	NE	NE	NE		NE		NE	NE	NE
Nervous system disorders	Presyncope	Western Europe/United States/Canada/Australia	298	60.2	1	0.3	300	60.2	0	0.0		*	Quasi-complete separation of data points detected.				*	WARNING: Negative of Hessian not positive definite.			NE		Algorithm converged.	NE	NE	NE	NE	NE		Algorithm converged.	NE	NE
Nervous system disorders	Presyncope	Asia	140	28.3	0	0.0	139	27.9	1	0.7		*	Quasi-complete separation of data points detected.				*	WARNING: The relative Hessian convergence criterion of 19.480043432 is greater than the limit of 0.0001. The convergence is questionable.			0.00		Algorithm converged.	0.00	NE	0.9999		>999.99		Algorithm converged.	0.00	NE
Nervous system disorders	Presyncope	Rest of World	57	11.5	0	0.0	59	11.8	0	0.0	NE			NE	NE	NE		NE	NE	NE	NE		NE	NE	NE	NE		NE		NE	NE	NE
Nervous system disorders	Spinal cord compression	Western Europe/United States/Canada/Australia	298	60.2	1	0.3	300	60.2	0	0.0		*	Quasi-complete separation of data points detected.				*	WARNING: The relative Hessian convergence criterion of 44.806790292 is greater than the limit of 0.0001. The convergence is questionable.			NE		Algorithm converged.	NE	NE	NE	NE	NE		Algorithm converged.	NE	NE
Nervous system disorders	Spinal cord compression	Asia	140	28.3	0	0.0	139	27.9	0	0.0	NE			NE	NE	NE		NE	NE	NE	NE		NE	NE	NE	NE		NE		NE	NE	NE
Nervous system disorders	Spinal cord compression	Rest of World	57	11.5	0	0.0	59	11.8	0	0.0	NE			NE	NE	NE		NE	NE	NE	NE		NE	NE	NE	NE		NE		NE	NE	NE
Nervous system disorders	Syncope	Western Europe/United States/Canada/Australia	298	60.2	8	2.7	300	60.2	6	2.0	1.35		Convergence criterion (GCONV=1E-8) satisfied.	0.46	3.94	0.007		Algorithm converged.	-0.017	0.031	1.34		Algorithm converged.	0.47	3.82	0.5813	0.2161	0.75		Algorithm converged.	0.26	2.12
Nervous system disorders	Syncope	Asia	140	28.3	0	0.0	139	27.9	1	0.7		*	Quasi-complete separation of data points detected.				*	WARNING: The relative Hessian convergence criterion of 19.480043432 is greater than the limit of 0.0001. The convergence is questionable.			0.00		Algorithm converged.	0.00	NE	0.9999		>999.99		Algorithm converged.	0.00	NE
Nervous system disorders	Syncope	Rest of World	57	11.5	0	0.0	59	11.8	1	1.7		*	Quasi-complete separation of data points detected.				*	WARNING: The relative Hessian convergence criterion of 10.540168611 is greater than the limit of 0.0001. The convergence is questionable.			0.00		Algorithm converged.	0.00	NE	0.9999		>999.99		Algorithm converged.	0.00	NE
Psychiatric disorders		Western Europe/United States/Canada/Australia	298	60.2	4	1.3	300	60.2	2	0.7	2.03		Convergence criterion (GCONV=1E-8) satisfied.	0.37	11.15	0.007		Algorithm converged.	-0.009	0.023	2.01		Algorithm converged.	0.37	10.91	0.4169	0.5038	0.50		Algorithm converged.	0.09	2.69
Psychiatric disorders		Asia	140	28.3	1	0.7	139	27.9	0	0.0		*	Quasi-complete separation of data points detected.				*	WARNING: Negative of Hessian not positive definite.			NE		Algorithm converged.	NE	NE	NE		NE		Algorithm converged.	NE	NE
Psychiatric disorders		Rest of World	57	11.5	1	1.8	59	11.8	0	0.0		*	Quasi-complete separation of data points detected.				*	ERROR: Error in computing the link function, its derivatives, or the variance function.			NE		Algorithm converged.	NE	NE	NE		NE		Algorithm converged.	NE	NE
Psychiatric disorders	Agitation	Western Europe/United States/Canada/Australia	298	60.2	0	0.0	300	60.2	0	0.0	NE			NE	NE	NE		NE	NE	NE	NE		NE	NE	NE	NE	NE	NE		NE	NE	NE
Psychiatric disorders	Agitation	Asia	140	28.3	1	0.7	139	27.9	0	0.0		*	Quasi-complete separation of data points detected.				*	WARNING: Negative of Hessian not positive definite.			NE		Algorithm converged.	NE	NE	NE		NE		Algorithm converged.	NE	NE
Psychiatric disorders	Agitation	Rest of World	57	11.5	0	0.0	59	11.8	0	0.0	NE			NE	NE	NE		NE	NE	NE	NE		NE	NE	NE	NE		NE		NE	NE	NE
Psychiatric disorders	Confusional state	Western Europe/United States/Canada/Australia	298	60.2	2	0.7	300	60.2	1	0.3	2.02		Convergence criterion (GCONV=1E-8) satisfied.	0.18	22.40	0.003		Algorithm converged.	-0.008	0.015	2.01		Algorithm converged.	0.18	22.09	0.5669	NE	0.50		Algorithm converged.	0.05	5.45
Psychiatric disorders	Confusional state	Asia	140	28.3	0	0.0	139	27.9	0	0.0	NE			NE	NE	NE		NE	NE	NE	NE		NE	NE	NE	NE		NE		NE	NE	NE
Psychiatric disorders	Confusional state	Rest of World	57	11.5	0	0.0	59	11.8	0	0.0	NE			NE	NE	NE		NE	NE	NE	NE		NE	NE	NE	NE		NE		NE	NE	NE
Psychiatric disorders	Depression	Western Europe/United States/Canada/Australia	298	60.2	1	0.3	300	60.2	0	0.0		*	Quasi-complete separation of data points detected.				*	WARNING: Negative of Hessian not positive definite.			NE		Algorithm converged.	NE	NE	NE	NE	NE		Algorithm converged.	NE	NE
Psychiatric disorders	Depression	Asia	140	28.3	0	0.0	139	27.9	0	0.0	NE			NE	NE	NE		NE	NE	NE	NE		NE	NE	NE	NE		NE		NE	NE	NE
Psychiatric disorders	Depression	Rest of World	57	11.5	0	0.0	59	11.8	0	0.0	NE			NE	NE	NE		NE	NE	NE	NE		NE	NE	NE	NE		NE		NE	NE	NE
Psychiatric disorders	Disorientation	Western Europe/United States/Canada/Australia	298	60.2	1	0.3	300	60.2	0	0.0		*	Quasi-complete separation of data points detected.				*	WARNING: The relative Hessian convergence criterion of 44.806790292 is greater than the limit of 0.0001. The convergence is questionable.			NE		Algorithm converged.	NE	NE	NE	NE	NE		Algorithm converged.	NE	NE
Psychiatric disorders	Disorientation	Asia	140	28.3	0	0.0	139	27.9	0	0.0	NE			NE	NE	NE		NE	NE	NE	NE		NE	NE	NE	NE		NE		NE	NE	NE
Psychiatric disorders	Disorientation	Rest of World	57	11.5	0	0.0	59	11.8	0	0.0	NE			NE	NE	NE		NE	NE	NE	NE		NE	NE	NE	NE		NE		NE	NE	NE
Psychiatric disorders	Insomnia	Western Europe/United States/Canada/Australia	298	60.2	0	0.0	300	60.2	1	0.3		*	Quasi-complete separation of data points detected.				*	ERROR: The mean parameter is either invalid or at a limit of its range for some observations.			0.00		Algorithm converged.	0.00	NE	0.9999	NE	>999.99		Algorithm converged.	0.00	NE
Psychiatric disorders	Insomnia	Asia	140	28.3	0	0.0	139	27.9	0	0.0	NE			NE	NE	NE		NE	NE	NE	NE		NE	NE	NE	NE		NE		NE	NE	NE
Psychiatric disorders	Insomnia	Rest of World	57	11.5	1	1.8	59	11.8	0	0.0		*	Quasi-complete separation of data points detected.				*	ERROR: Error in computing the link function, its derivatives, or the variance function.			NE		Algorithm converged.	NE	NE	NE		NE		Algorithm converged.	NE	NE
Psychiatric disorders	Mental status changes	Western Europe/United States/Canada/Australia	298	60.2	1	0.3	300	60.2	0	0.0		*	Quasi-complete separation of data points detected.				*	WARNING: Negative of Hessian not positive definite.			NE		Algorithm converged.	NE	NE	NE	NE	NE		Algorithm converged.	NE	NE
Psychiatric disorders	Mental status changes	Asia	140	28.3	0	0.0	139	27.9	0	0.0	NE			NE	NE	NE		NE	NE	NE	NE		NE	NE	NE	NE		NE		NE	NE	NE
Psychiatric disorders	Mental status changes	Rest of World	57	11.5	0	0.0	59	11.8	0	0.0	NE			NE	NE	NE		NE	NE	NE	NE		NE	NE	NE	NE		NE		NE	NE	NE
Renal and urinary disorders		Western Europe/United States/Canada/Australia	298	60.2	2	0.7	300	60.2	1	0.3	2.02		Convergence criterion (GCONV=1E-8) satisfied.	0.18	22.40	0.003		Algorithm converged.	-0.008	0.015	2.01		Algorithm converged.	0.18	22.09	0.5669	0.1425	0.50		Algorithm converged.	0.05	5.45
Renal and urinary disorders		Asia	140	28.3	0	0.0	139	27.9	1	0.7		*	Quasi-complete separation of data points detected.				*	WARNING: The relative Hessian convergence criterion of 19.480043432 is greater than the limit of 0.0001. The convergence is questionable.			0.00		Algorithm converged.	0.00	NE	0.9999		>999.99		Algorithm converged.	0.00	NE
Renal and urinary disorders		Rest of World	57	11.5	2	3.5	59	11.8	0	0.0		*	Quasi-complete separation of data points detected.				*	WARNING: The relative Hessian convergence criterion of 6.6720380635 is greater than the limit of 0.0001. The convergence is questionable.			NE		Algorithm converged.	NE	NE	NE		NE		Algorithm converged.	NE	NE
Renal and urinary disorders	Acute kidney injury	Western Europe/United States/Canada/Australia	298	60.2	2	0.7	300	60.2	0	0.0		*	Quasi-complete separation of data points detected.				*	WARNING: Negative of Hessian not positive definite.			NE		Algorithm converged.	NE	NE	NE	NE	NE		Algorithm converged.	NE	NE
Renal and urinary disorders	Acute kidney injury	Asia	140	28.3	0	0.0	139	27.9	1	0.7		*	Quasi-complete separation of data points detected.				*	WARNING: The relative Hessian convergence criterion of 19.480043432 is greater than the limit of 0.0001. The convergence is questionable.			0.00		Algorithm converged.	0.00	NE	0.9999		>999.99		Algorithm converged.	0.00	NE
Renal and urinary disorders	Acute kidney injury	Rest of World	57	11.5	1	1.8	59	11.8	0	0.0		*	Quasi-complete separation of data points detected.				*	ERROR: Error in computing the link function, its derivatives, or the variance function.			NE		Algorithm converged.	NE	NE	NE		NE		Algorithm converged.	NE	NE
Renal and urinary disorders	Cystitis noninfective	Western Europe/United States/Canada/Australia	298	60.2	0	0.0	300	60.2	1	0.3		*	Quasi-complete separation of data points detected.				*	ERROR: The mean parameter is either invalid or at a limit of its range for some observations.			0.00		Algorithm converged.	0.00	NE	0.9999	NE	>999.99		Algorithm converged.	0.00	NE
Renal and urinary disorders	Cystitis noninfective	Asia	140	28.3	0	0.0	139	27.9	0	0.0	NE			NE	NE	NE		NE	NE	NE	NE		NE	NE	NE	NE		NE		NE	NE	NE
Renal and urinary disorders	Cystitis noninfective	Rest of World	57	11.5	0	0.0	59	11.8	0	0.0	NE			NE	NE	NE		NE	NE	NE	NE		NE	NE	NE	NE		NE		NE	NE	NE

Renal and urinary disorders	Renal failure	Western Europe/United States/Canada/Australia	298	60.2	0	0.0	300	60.2	0	0.0	NE			NE	NE	NE		NE	NE	NE	NE		NE	NE	NE	NE	NE	NE		NE	NE	NE
Renal and urinary disorders	Renal failure	Asia	140	28.3	0	0.0	139	27.9	0	0.0	NE			NE	NE	NE		NE	NE	NE	NE		NE	NE	NE	NE		NE		NE	NE	NE
Renal and urinary disorders	Renal failure	Rest of World	57	11.5	1	1.8	59	11.8	0	0.0		*	Quasi-complete separation of data points detected.				*	ERROR: Error in computing the link function, its derivatives, or the variance function.			NE		Algorithm converged.	NE	NE	NE		NE		Algorithm converged.	NE	NE
Renal and urinary disorders	Urinary retention	Western Europe/United States/Canada/Australia	298	60.2	0	0.0	300	60.2	0	0.0	NE			NE	NE	NE		NE	NE	NE	NE		NE	NE	NE	NE	NE	NE		NE	NE	NE
Renal and urinary disorders	Urinary retention	Asia	140	28.3	0	0.0	139	27.9	0	0.0	NE			NE	NE	NE		NE	NE	NE	NE		NE	NE	NE	NE		NE		NE	NE	NE
Renal and urinary disorders	Urinary retention	Rest of World	57	11.5	1	1.8	59	11.8	0	0.0		*	Quasi-complete separation of data points detected.				*	ERROR: Error in computing the link function, its derivatives, or the variance function.			NE		Algorithm converged.	NE	NE	NE		NE		Algorithm converged.	NE	NE
Reproductive system and breast disorders		Western Europe/United States/Canada/Australia	298	60.2	2	0.7	300	60.2	0	0.0		*	Quasi-complete separation of data points detected.				*	WARNING: Negative of Hessian not positive definite.			NE		Algorithm converged.	NE	NE	NE	NE	NE		Algorithm converged.	NE	NE
Reproductive system and breast disorders		Asia	140	28.3	0	0.0	139	27.9	0	0.0	NE			NE	NE	NE		NE	NE	NE	NE		NE	NE	NE	NE		NE		NE	NE	NE
Reproductive system and breast disorders		Rest of World	57	11.5	0	0.0	59	11.8	0	0.0	NE			NE	NE	NE		NE	NE	NE	NE		NE	NE	NE	NE		NE		NE	NE	NE
Reproductive system and breast disorders	Female genital tract fistula	Western Europe/United States/Canada/Australia	298	60.2	1	0.3	300	60.2	0	0.0		*	Quasi-complete separation of data points detected.				*	WARNING: Negative of Hessian not positive definite.			NE		Algorithm converged.	NE	NE	NE	NE	NE		Algorithm converged.	NE	NE
Reproductive system and breast disorders	Female genital tract fistula	Asia	140	28.3	0	0.0	139	27.9	0	0.0	NE			NE	NE	NE		NE	NE	NE	NE		NE	NE	NE	NE		NE		NE	NE	NE
Reproductive system and breast disorders	Female genital tract fistula	Rest of World	57	11.5	0	0.0	59	11.8	0	0.0	NE			NE	NE	NE		NE	NE	NE	NE		NE	NE	NE	NE		NE		NE	NE	NE
Reproductive system and breast disorders	Uterine pain	Western Europe/United States/Canada/Australia	298	60.2	1	0.3	300	60.2	0	0.0		*	Quasi-complete separation of data points detected.				*	WARNING: Negative of Hessian not positive definite.			NE		Algorithm converged.	NE	NE	NE	NE	NE		Algorithm converged.	NE	NE
Reproductive system and breast disorders	Uterine pain	Asia	140	28.3	0	0.0	139	27.9	0	0.0	NE			NE	NE	NE		NE	NE	NE	NE		NE	NE	NE	NE		NE		NE	NE	NE
Reproductive system and breast disorders	Uterine pain	Rest of World	57	11.5	0	0.0	59	11.8	0	0.0	NE			NE	NE	NE		NE	NE	NE	NE		NE	NE	NE	NE		NE		NE	NE	NE
Respiratory, thoracic and mediastinal disorders		Western Europe/United States/Canada/Australia	298	60.2	12	4.0	300	60.2	8	2.7	1.53		Convergence criterion (GCONV=1E-8) satisfied.	0.62	3.80	0.014		Algorithm converged.	-0.015	0.042	1.51		Algorithm converged.	0.63	3.64	0.3587	0.4155	0.66		Algorithm converged.	0.27	1.60
Respiratory, thoracic and mediastinal disorders		Asia	140	28.3	1	0.7	139	27.9	3	2.2	0.33		Convergence criterion (GCONV=1E-8) satisfied.	0.03	3.17	-0.014		Algorithm converged.	-0.042	0.013	0.33		Algorithm converged.	0.03	3.14	0.3356		3.02		Algorithm converged.	0.32	28.70
Respiratory, thoracic and mediastinal disorders		Rest of World	57	11.5	1	1.8	59	11.8	1	1.7	1.04		Convergence criterion (GCONV=1E-8) satisfied.	0.06	16.96	0.001		Algorithm converged.	-0.047	0.048	1.04		Algorithm converged.	0.07	16.16	0.9804		0.97		Algorithm converged.	0.06	15.08
Respiratory, thoracic and mediastinal disorders	Acute respiratory failure	Western Europe/United States/Canada/Australia	298	60.2	0	0.0	300	60.2	1	0.3		*	Quasi-complete separation of data points detected.				*	ERROR: The mean parameter is either invalid or at a limit of its range for some observations.			0.00		Algorithm converged.	0.00	NE	0.9999	NE	>999.99		Algorithm converged.	0.00	NE
Respiratory, thoracic and mediastinal disorders	Acute respiratory failure	Asia	140	28.3	0	0.0	139	27.9	0	0.0	NE			NE	NE	NE		NE	NE	NE	NE		NE	NE	NE	NE		NE		NE	NE	NE
Respiratory, thoracic and mediastinal disorders	Acute respiratory failure	Rest of World	57	11.5	0	0.0	59	11.8	0	0.0	NE			NE	NE	NE		NE	NE	NE	NE		NE	NE	NE	NE		NE		NE	NE	NE
Respiratory, thoracic and mediastinal disorders	Chronic obstructive pulmonary disease	Western Europe/United States/Canada/Australia	298	60.2	0	0.0	300	60.2	1	0.3		*	Quasi-complete separation of data points detected.				*	ERROR: The mean parameter is either invalid or at a limit of its range for some observations.			0.00		Algorithm converged.	0.00	NE	0.9999	NE	>999.99		Algorithm converged.	0.00	NE
Respiratory, thoracic and mediastinal disorders	Chronic obstructive pulmonary disease	Asia	140	28.3	0	0.0	139	27.9	0	0.0	NE			NE	NE	NE		NE	NE	NE	NE		NE	NE	NE	NE		NE		NE	NE	NE
Respiratory, thoracic and mediastinal disorders	Chronic obstructive pulmonary disease	Rest of World	57	11.5	0	0.0	59	11.8	0	0.0	NE			NE	NE	NE		NE	NE	NE	NE		NE	NE	NE	NE		NE		NE	NE	NE
Respiratory, thoracic and mediastinal disorders	Dyspnoea	Western Europe/United States/Canada/Australia	298	60.2	2	0.7	300	60.2	3	1.0	0.67		Convergence criterion (GCONV=1E-8) satisfied.	0.11	4.03	-0.003		Algorithm converged.	-0.018	0.011	0.67		Algorithm converged.	0.11	3.99	0.6610	0.4435	1.49		Algorithm converged.	0.25	8.85
Respiratory, thoracic and mediastinal disorders	Dyspnoea	Asia	140	28.3	0	0.0	139	27.9	0	0.0	NE			NE	NE	NE		NE	NE	NE	NE		NE	NE	NE	NE		NE		NE	NE	NE
Respiratory, thoracic and mediastinal disorders	Dyspnoea	Rest of World	57	11.5	1	1.8	59	11.8	0	0.0		*	Quasi-complete separation of data points detected.				*	ERROR: Error in computing the link function, its derivatives, or the variance function.			NE		Algorithm converged.	NE	NE	NE		NE		Algorithm converged.	NE	NE
Respiratory, thoracic and mediastinal disorders	Hypoxia	Western Europe/United States/Canada/Australia	298	60.2	5	1.7	300	60.2	1	0.3	5.10		Convergence criterion (GCONV=1E-8) satisfied.	0.59	43.94	0.013		Algorithm converged.	-0.003	0.029	5.03		Algorithm converged.	0.59	42.83	0.1390	NE	0.20		Algorithm converged.	0.02	1.69
Respiratory, thoracic and mediastinal disorders	Hypoxia	Asia	140	28.3	0	0.0	139	27.9	0	0.0	NE			NE	NE	NE		NE	NE	NE	NE		NE	NE	NE	NE		NE		NE	NE	NE
Respiratory, thoracic and mediastinal disorders	Hypoxia	Rest of World	57	11.5	0	0.0	59	11.8	0	0.0	NE			NE	NE	NE		NE	NE	NE	NE		NE	NE	NE	NE		NE		NE	NE	NE
Respiratory, thoracic and mediastinal disorders	Oropharyngeal pain	Western Europe/United States/Canada/Australia	298	60.2	1	0.3	300	60.2	0	0.0		*	Quasi-complete separation of data points detected.				*	WARNING: The relative Hessian convergence criterion of 44.806790292 is greater than the limit of 0.0001. The convergence is questionable.			NE		Algorithm converged.	NE	NE	NE	NE	NE		Algorithm converged.	NE	NE
Respiratory, thoracic and mediastinal disorders	Oropharyngeal pain	Asia	140	28.3	0	0.0	139	27.9	1	0.7		*	Quasi-complete separation of data points detected.				*	WARNING: The relative Hessian convergence criterion of 19.480043432 is greater than the limit of 0.0001. The convergence is questionable.			0.00		Algorithm converged.	0.00	NE	0.9999		>999.99		Algorithm converged.	0.00	NE
Respiratory, thoracic and mediastinal disorders	Oropharyngeal pain	Rest of World	57	11.5	0	0.0	59	11.8	0	0.0	NE			NE	NE	NE		NE	NE	NE	NE		NE	NE	NE	NE		NE		NE	NE	NE
Respiratory, thoracic and mediastinal disorders	Pleural effusion	Western Europe/United States/Canada/Australia	298	60.2	0	0.0	300	60.2	1	0.3		*	Quasi-complete separation of data points detected.				*	ERROR: The mean parameter is either invalid or at a limit of its range for some observations.			0.00		Algorithm converged.	0.00	NE	0.9999	NE	>999.99		Algorithm converged.	0.00	NE
Respiratory, thoracic and mediastinal disorders	Pleural effusion	Asia	140	28.3	0	0.0	139	27.9	0	0.0	NE			NE	NE	NE		NE	NE	NE	NE		NE	NE	NE	NE		NE		NE	NE	NE
Respiratory, thoracic and mediastinal disorders	Pleural effusion	Rest of World	57	11.5	0	0.0	59	11.8	0	0.0	NE			NE	NE	NE		NE	NE	NE	NE		NE	NE	NE	NE		NE		NE	NE	NE
Respiratory, thoracic and mediastinal disorders	Pneumonitis	Western Europe/United States/Canada/Australia	298	60.2	0	0.0	300	60.2	0	0.0	NE			NE	NE	NE		NE	NE	NE	NE		NE	NE	NE	NE	NE	NE		NE	NE	NE
Respiratory, thoracic and mediastinal disorders	Pneumonitis	Asia	140	28.3	1	0.7	139	27.9	2	1.4	0.49		Convergence criterion (GCONV=1E-8) satisfied.	0.04	5.50	-0.007		Algorithm converged.	-0.031	0.017	0.50		Algorithm converged.	0.05	5.41	0.5656		2.01		Algorithm converged.	0.18	21.96
Respiratory, thoracic and mediastinal disorders	Pneumonitis	Rest of World	57	11.5	0	0.0	59	11.8	0	0.0	NE			NE	NE	NE		NE	NE	NE	NE		NE	NE	NE	NE		NE		NE	NE	NE
Respiratory, thoracic and mediastinal disorders	Pulmonary embolism	Western Europe/United States/Canada/Australia	298	60.2	3	1.0	300	60.2	2	0.7	1.52		Convergence criterion (GCONV=1E-8) satisfied.	0.25	9.13	0.003		Algorithm converged.	-0.011	0.018	1.51		Algorithm converged.	0.25	8.97	0.6503	NE	0.66		Algorithm converged.	0.11	3.93
Respiratory, thoracic and mediastinal disorders	Pulmonary embolism	Asia	140	28.3	0	0.0	139	27.9	0	0.0	NE			NE	NE	NE		NE	NE	NE	NE		NE	NE	NE	NE		NE		NE	NE	NE
Respiratory, thoracic and mediastinal disorders	Pulmonary embolism	Rest of World	57	11.5	0	0.0	59	11.8	0	0.0	NE			NE	NE	NE		NE	NE	NE	NE		NE	NE	NE	NE		NE		NE	NE	NE
Respiratory, thoracic and mediastinal disorders	Pulmonary oedema	Western Europe/United States/Canada/Australia	298	60.2	1	0.3	300	60.2	0	0.0		*	Quasi-complete separation of data points detected.				*	WARNING: Negative of Hessian not positive definite.			NE		Algorithm converged.	NE	NE	NE	NE	NE		Algorithm converged.	NE	NE
Respiratory, thoracic and mediastinal disorders	Pulmonary oedema	Asia	140	28.3	0	0.0	139	27.9	0	0.0	NE			NE	NE	NE		NE	NE	NE	NE		NE	NE	NE	NE		NE		NE	NE	NE
Respiratory, thoracic and mediastinal disorders	Pulmonary oedema	Rest of World	57	11.5	0	0.0	59	11.8	0	0.0	NE			NE	NE	NE		NE	NE	NE	NE		NE	NE	NE	NE		NE		NE	NE	NE
Respiratory, thoracic and mediastinal disorders	Tachypnoea	Western Europe/United States/Canada/Australia	298	60.2	0	0.0	300	60.2	0	0.0	NE			NE	NE	NE		NE	NE	NE	NE		NE	NE	NE	NE	NE	NE		NE	NE	NE
Respiratory, thoracic and mediastinal disorders	Tachypnoea	Asia	140	28.3	0	0.0	139	27.9	0	0.0	NE			NE	NE	NE		NE	NE	NE	NE		NE	NE	NE	NE		NE		NE	NE	NE
Respiratory, thoracic and mediastinal disorders	Tachypnoea	Rest of World	57	11.5	0	0.0	59	11.8	1	1.7		*	Quasi-complete separation of data points detected.				*	WARNING: The relative Hessian convergence criterion of 10.540168601 is greater than the limit of 0.0001. The convergence is questionable.			0.00		Algorithm converged.	0.00	NE	0.9999		>999.99		Algorithm converged.	0.00	NE
Skin and subcutaneous tissue disorders		Western Europe/United States/Canada/Australia	298	60.2	4	1.3	300	60.2	1	0.3	4.07		Convergence criterion (GCONV=1E-8) satisfied.	0.45	36.61	0.010		Algorithm converged.	-0.005	0.025	4.03		Algorithm converged.	0.45	35.82	0.2116	0.2296	0.25		Algorithm converged.	0.03	2.21
Skin and subcutaneous tissue disorders		Asia	140	28.3	1	0.7	139	27.9	3	2.2	0.33		Convergence criterion (GCONV=1E-8) satisfied.	0.03	3.17	-0.014		Algorithm converged.	-0.042	0.013	0.33		Algorithm converged.	0.03	3.14	0.3356		3.02		Algorithm converged.	0.32	28.70
Skin and subcutaneous tissue disorders		Rest of World	57	11.5	1	1.8	59	11.8	1	1.7	1.04		Convergence criterion (GCONV=1E-8) satisfied.	0.06	16.96	0.001		Algorithm converged.	-0.047	0.048	1.04		Algorithm converged.	0.07	16.16	0.9804		0.97		Algorithm converged.	0.06	15.08
Skin and subcutaneous tissue disorders	Alopecia	Western Europe/United States/Canada/Australia	298	60.2	0	0.0	300	60.2	1	0.3		*	Quasi-complete separation of data points detected.				*	ERROR: The mean parameter is either invalid or at a limit of its range for some observations.			0.00		Algorithm converged.	0.00	NE	0.9999	NE	>999.99		Algorithm converged.	0.00	NE
Skin and subcutaneous tissue disorders	Alopecia	Asia	140	28.3	0	0.0	139	27.9	0	0.0	NE			NE	NE	NE		NE	NE	NE	NE		NE	NE	NE	NE		NE		NE	NE	NE
Skin and subcutaneous tissue disorders	Alopecia	Rest of World	57	11.5	0	0.0	59	11.8	0	0.0	NE			NE	NE	NE		NE	NE	NE	NE		NE	NE	NE	NE		NE		NE	NE	NE
Skin and subcutaneous tissue disorders	Bullous haemorrhagic dermatosis	Western Europe/United States/Canada/Australia	298	60.2	0	0.0	300	60.2	0	0.0	NE			NE	NE	NE		NE	NE	NE	NE		NE	NE	NE	NE	NE	NE		NE	NE	NE
Skin and subcutaneous tissue disorders	Bullous haemorrhagic dermatosis	Asia	140	28.3	0	0.0	139	27.9	0	0.0	NE			NE	NE	NE		NE	NE	NE	NE		NE	NE	NE	NE		NE		NE	NE	NE
Skin and subcutaneous tissue disorders	Bullous haemorrhagic dermatosis	Rest of World	57	11.5	1	1.8	59	11.8	0	0.0		*	Quasi-complete separation of data points detected.				*	WARNING: The relative Hessian convergence criterion of 10.998844964 is greater than the limit of 0.0001. The convergence is questionable.			NE		Algorithm converged.	NE	NE	NE		NE		Algorithm converged.	NE	NE
Skin and subcutaneous tissue disorders	Hyperhidrosis	Western Europe/United States/Canada/Australia	298	60.2	0	0.0	300	60.2	0	0.0	NE			NE	NE	NE		NE	NE	NE	NE		NE	NE	NE	NE	NE	NE		NE	NE	NE
Skin and subcutaneous tissue disorders	Hyperhidrosis	Asia	140	28.3	0	0.0	139	27.9	0	0.0	NE			NE	NE	NE		NE	NE	NE	NE		NE	NE	NE	NE		NE		NE	NE	NE
Skin and subcutaneous tissue disorders	Hyperhidrosis	Rest of World	57	11.5	0	0.0	59	11.8	1	1.7		*	Quasi-complete separation of data points detected.				*	WARNING: The relative Hessian convergence criterion of 10.540168601 is greater than the limit of 0.0001. The convergence is questionable.			0.00		Algorithm converged.	0.00	NE	0.9999		>999.99		Algorithm converged.	0.00	NE
Skin and subcutaneous tissue disorders	Nail discolouration	Western Europe/United States/Canada/Australia	298	60.2	0	0.0	300	60.2	0	0.0	NE			NE	NE	NE		NE	NE	NE	NE		NE	NE	NE	NE	NE	NE		NE	NE	NE
Skin and subcutaneous tissue disorders	Nail discolouration	Asia	140	28.3	0	0.0	139	27.9	1	0.7		*	Quasi-complete separation of data points detected.				*	WARNING: The relative Hessian convergence criterion of 19.480043296 is greater than the limit of 0.0001. The convergence is questionable.			0.00		Algorithm converged.	0.00	NE	0.9999		>999.99		Algorithm converged.	0.00	NE
Skin and subcutaneous tissue disorders	Nail discolouration	Rest of World	57	11.5	0	0.0	59	11.8	0	0.0	NE			NE	NE	NE		NE	NE	NE	NE		NE	NE	NE	NE		NE		NE	NE	NE
Skin and subcutaneous tissue disorders	Pruritus	Western Europe/United States/Canada/Australia	298	60.2	0	0.0	300	60.2	0	0.0	NE			NE	NE	NE		NE	NE	NE	NE		NE	NE	NE	NE	NE	NE		NE	NE	NE
Skin and subcutaneous tissue disorders	Pruritus	Asia	140	28.3	0	0.0	139	27.9	1	0.7		*	Quasi-complete separation of data points detected.				*	WARNING: The relative Hessian convergence criterion of 19.480043432 is greater than the limit of 0.0001. The convergence is questionable.			0.00		Algorithm converged.	0.00	NE	0.9999		>999.99		Algorithm converged.	0.00	NE
Skin and subcutaneous tissue disorders	Pruritus	Rest of World	57	11.5	0	0.0	59	11.8	0	0.0	NE			NE	NE	NE		NE	NE	NE	NE		NE	NE	NE	NE		NE		NE	NE	NE
Skin and subcutaneous tissue disorders	Psoriasis	Western Europe/United States/Canada/Australia	298	60.2	1	0.3	300	60.2	0	0.0		*	Quasi-complete separation of data points detected.				*	WARNING: Negative of Hessian not positive definite.			NE		Algorithm converged.	NE	NE	NE	NE	NE		Algorithm converged.	NE	NE
Skin and subcutaneous tissue disorders	Psoriasis	Asia	140	28.3	0	0.0	139	27.9	0	0.0	NE			NE	NE	NE		NE	NE	NE	NE		NE	NE	NE	NE		NE		NE	NE	NE
Skin and subcutaneous tissue disorders	Psoriasis	Rest of World	57	11.5	0	0.0	59	11.8	0	0.0	NE			NE	NE	NE		NE	NE	NE	NE		NE	NE	NE	NE		NE		NE	NE	NE
Skin and subcutaneous tissue disorders	Rash	Western Europe/United States/Canada/Australia	298	60.2	2	0.7	300	60.2	0	0.0		*	Quasi-complete separation of data points detected.				*	WARNING: Negative of Hessian not positive definite.			NE		Algorithm converged.	NE	NE	NE	NE	NE		Algorithm converged.	NE	NE
Skin and subcutaneous tissue disorders	Rash	Asia	140	28.3	0	0.0	139	27.9	1	0.7		*	Quasi-complete separation of data points detected.				*	WARNING: The relative Hessian convergence criterion of 19.480043432 is greater than the limit of 0.0001. The convergence is questionable.			0.00		Algorithm converged.	0.00	NE	0.9999		>999.99		Algorithm converged.	0.00	NE
Skin and subcutaneous tissue disorders	Rash	Rest of World	57	11.5	0	0.0	59	11.8	0	0.0	NE			NE	NE	NE		NE	NE	NE	NE		NE	NE	NE	NE		NE		NE	NE	NE
Skin and subcutaneous tissue disorders	Rash maculo-papular	Western Europe/United States/Canada/Australia	298	60.2	1	0.3	300	60.2	0	0.0		*	Quasi-complete separation of data points detected.				*	WARNING: Negative of Hessian not positive definite.			NE		Algorithm converged.	NE	NE	NE	NE	NE		Algorithm converged.	NE	NE
Skin and subcutaneous tissue disorders	Rash maculo-papular	Asia	140	28.3	0	0.0	139	27.9	0	0.0	NE			NE	NE	NE		NE	NE	NE	NE		NE	NE	NE	NE		NE		NE	NE	NE
Skin and subcutaneous tissue disorders	Rash maculo-papular	Rest of World	57	11.5	0	0.0	59	11.8	0	0.0	NE			NE	NE	NE		NE	NE	NE	NE		NE	NE	NE	NE		NE		NE	NE	NE
Skin and subcutaneous tissue disorders	Urticaria	Western Europe/United States/Canada/Australia	298	60.2	0	0.0	300	60.2	0	0.0	NE			NE	NE	NE		NE	NE	NE	NE		NE	NE	NE	NE	NE	NE		NE	NE	NE
Skin and subcutaneous tissue disorders	Urticaria	Asia	140	28.3	1	0.7	139	27.9	1	0.7	0.99		Convergence criterion (GCONV=1E-8) satisfied.	0.06	16.03	0.000		Algorithm converged.	-0.020	0.020	0.99		Algorithm converged.	0.06	15.72	0.9959		1.01		Algorithm converged.	0.06	15.94
Skin and subcutaneous tissue disorders	Urticaria	Rest of World	57	11.5	0	0.0	59	11.8	0	0.0	NE			NE	NE	NE		NE	NE	NE	NE		NE	NE	NE	NE		NE		NE	NE	NE
Vascular disorders		Western Europe/United States/Canada/Australia	298	60.2	7	2.3	300	60.2	8	2.7	0.88		Convergence criterion (GCONV=1E-8) satisfied.	0.31	2.45	-0.003		Algorithm converged.	-0.028	0.022	0.88		Algorithm converged.	0.32	2.40	0.8040	0.9804	1.14		Algorithm converged.	0.42	3.09
Vascular disorders		Asia	140	28.3	6	4.3	139	27.9	6	4.3	0.99		Convergence criterion (GCONV=1E-8) satisfied.	0.31	3.16	0.000		Algorithm converged.	-0.048	0.047	0.99		Algorithm converged.	0.33	3.00	0.9899		1.01		Algorithm converged.	0.33	3.05
Vascular disorders		Rest of World	57	11.5	3	5.3	59	11.8	3	5.1	1.04		Convergence criterion (GCONV=1E-8) satisfied.	0.20	5.36	0.002		Algorithm converged.	-0.079	0.082	1.04		Algorithm converged.	0.22	4.92	0.9654		0.97		Algorithm converged.	0.20	4.59
Vascular disorders	Deep vein thrombosis	Western Europe/United States/Canada/Australia	298	60.2	0	0.0	300	60.2	0	0.0	NE			NE	NE	NE		NE	NE	NE	NE		NE	NE	NE	NE	NE	NE		NE	NE	NE
Vascular disorders	Deep vein thrombosis	Asia	140	28.3	1	0.7	139	27.9	0	0.0		*	Quasi-complete separation of data points detected.				*	WARNING: Negative of Hessian not positive definite.			NE		Algorithm converged.	NE	NE	NE		NE		Algorithm converged.	NE	NE
Vascular disorders	Deep vein thrombosis	Rest of World	57	11.5	0	0.0	59	11.8	1	1.7		*	Quasi-complete separation of data points detected.				*	WARNING: The relative Hessian convergence criterion of 10.540168601 is greater than the limit of 0.0001. The convergence is questionable.			0.00		Algorithm converged.	0.00	NE	0.9999		>999.99		Algorithm converged.	0.00	NE
Vascular disorders	Embolism	Western Europe/United States/Canada/Australia	298	60.2	0	0.0	300	60.2	0	0.0	NE			NE	NE	NE		NE	NE	NE	NE		NE	NE	NE	NE	NE	NE		NE	NE	NE
Vascular disorders	Embolism	Asia	140	28.3	1	0.7	139	27.9	1	0.7	0.99		Convergence criterion (GCONV=1E-8) satisfied.	0.06	16.03	0.000		Algorithm converged.	-0.020	0.020	0.99		Algorithm converged.	0.06	15.72	0.9959		1.01		Algorithm converged.	0.06	15.94
Vascular disorders	Embolism	Rest of World	57	11.5	0	0.0	59	11.8	0	0.0	NE			NE	NE	NE		NE	NE	NE	NE		NE	NE	NE	NE		NE		NE	NE	NE
Vascular disorders	Hypertension	Western Europe/United States/Canada/Australia	298	60.2	5	1.7	300	60.2	7	2.3	0.71		Convergence criterion (GCONV=1E-8) satisfied.	0.22	2.28	-0.007		Algorithm converged.	-0.029	0.016	0.72		Algorithm converged.	0.23	2.24	0.5695	0.9371	1.39		Algorithm converged.	0.45	4.33
Vascular disorders	Hypertension	Asia	140	28.3	3	2.1	139	27.9	5	3.6	0.59		Convergence criterion (GCONV=1E-8) satisfied.	0.14	2.50	-0.015		Algorithm converged.	-0.054	0.025	0.60		Algorithm converged.	0.15	2.44	0.4721		1.68		Algorithm converged.	0.41	6.89
Vascular disorders	Hypertension	Rest of World	57	11.5	1	1.8	59	11.8	1	1.7	1.04		Convergence criterion (GCONV=1E-8) satisfied.	0.06	16.96	0.001		Algorithm converged.	-0.047	0.048	1.04		Algorithm converged.	0.07	16.16	0.9804		0.97		Algorithm converged.	0.06	15.08
Vascular disorders	Hypotension	Western Europe/United States/Canada/Australia	298	60.2	1	0.3	300	60.2	1	0.3	1.01		Convergence criterion (GCONV=1E-8) satisfied.	0.06	16.17	0.000		Algorithm converged.	-0.009	0.009	1.01		Algorithm converged.	0.06	16.02	0.9962	1.0000	0.99		Algorithm converged.	0.06	15.81
Vascular disorders	Hypotension	Asia	140	28.3	0	0.0	139	27.9	0	0.0	NE			NE	NE	NE		NE	NE	NE	NE		NE	NE	NE	NE		NE		NE	NE	NE
Vascular disorders	Hypotension	Rest of World	57	11.5	0	0.0	59	11.8	0	0.0	NE			NE	NE	NE		NE	NE	NE	NE		NE	NE	NE	NE		NE		NE	NE	NE
Vascular disorders	Pallor	Western Europe/United States/Canada/Australia	298	60.2	0	0.0	300	60.2	0	0.0	NE			NE	NE	NE		NE	NE	NE	NE		NE	NE	NE	NE	NE	NE		NE	NE	NE
Vascular disorders	Pallor	Asia	140	28.3	0	0.0	139	27.9	0	0.0	NE			NE	NE	NE		NE	NE	NE	NE		NE	NE	NE	NE		NE		NE	NE	NE
Vascular disorders	Pallor	Rest of World	57	11.5	0	0.0	59	11.8	1	1.7		*	Quasi-complete separation of data points detected.				*	WARNING: The relative Hessian convergence criterion of 10.540168601 is greater than the limit of 0.0001. The convergence is questionable.			0.00		Algorithm converged.	0.00	NE	0.9999		>999.99		Algorithm converged.	0.00	NE
Vascular disorders	Peripheral coldness	Western Europe/United States/Canada/Australia	298	60.2	0	0.0	300	60.2	0	0.0	NE			NE	NE	NE		NE	NE	NE	NE		NE	NE	NE	NE	NE	NE		NE	NE	NE
Vascular disorders	Peripheral coldness	Asia	140	28.3	0	0.0	139	27.9	0	0.0	NE			NE	NE	NE		NE	NE	NE	NE		NE	NE	NE	NE		NE		NE	NE	NE
Vascular disorders	Peripheral coldness	Rest of World	57	11.5	0	0.0	59	11.8	1	1.7		*	Quasi-complete separation of data points detected.				*	WARNING: The relative Hessian convergence criterion of 10.540168601 is greater than the limit of 0.0001. The convergence is questionable.			0.00		Algorithm converged.	0.00	NE	0.9999		>999.99		Algorithm converged.	0.00	NE
Vascular disorders	Peripheral embolism	Western Europe/United States/Canada/Australia	298	60.2	0	0.0	300	60.2	0	0.0	NE			NE	NE	NE		NE	NE	NE	NE		NE	NE	NE	NE	NE	NE		NE	NE	NE
Vascular disorders	Peripheral embolism	Asia	140	28.3	0	0.0	139	27.9	0	0.0	NE			NE	NE	NE		NE	NE	NE	NE		NE	NE	NE	NE		NE		NE	NE	NE
Vascular disorders	Peripheral embolism	Rest of World	57	11.5	1	1.8	59	11.8	0	0.0		*	Quasi-complete separation of data points detected.				*	ERROR: Error in computing the link function, its derivatives, or the variance function.			NE		Algorithm converged.	NE	NE	NE		NE		Algorithm converged.	NE	NE
Vascular disorders	Peripheral ischaemia	Western Europe/United States/Canada/Australia	298	60.2	0	0.0	300	60.2	1	0.3		*	Quasi-complete separation of data points detected.				*	ERROR: The mean parameter is either invalid or at a limit of its range for some observations.			0.00		Algorithm converged.	0.00	NE	0.9999	NE	>999.99		Algorithm converged.	0.00	NE
Vascular disorders	Peripheral ischaemia	Asia	140	28.3	0	0.0	139	27.9	0	0.0	NE			NE	NE	NE		NE	NE	NE	NE		NE	NE	NE	NE		NE		NE	NE	NE
Vascular disorders	Peripheral ischaemia	Rest of World	57	11.5	0	0.0	59	11.8	0	0.0	NE			NE	NE	NE		NE	NE	NE	NE		NE	NE	NE	NE		NE		NE	NE	NE
Vascular disorders	Systolic hypertension	Western Europe/United States/Canada/Australia	298	60.2	0	0.0	300	60.2	0	0.0	NE			NE	NE	NE		NE	NE	NE	NE		NE	NE	NE	NE	NE	NE		NE	NE	NE
Vascular disorders	Systolic hypertension	Asia	140	28.3	0	0.0	139	27.9	0	0.0	NE			NE	NE	NE		NE	NE	NE	NE		NE	NE	NE	NE		NE		NE	NE	NE
Vascular disorders	Systolic hypertension	Rest of World	57	11.5	1	1.8	59	11.8	0	0.0		*	Quasi-complete separation of data points detected.				*	ERROR: Error in computing the link function, its derivatives, or the variance function.			NE		Algorithm converged.	NE	NE	NE		NE		Algorithm converged.	NE	NE
Vascular disorders	Thrombosis	Western Europe/United States/Canada/Australia	298	60.2	1	0.3	300	60.2	0	0.0		*	Quasi-complete separation of data points detected.				*	WARNING: Negative of Hessian not positive definite.			NE		Algorithm converged.	NE	NE	NE	NE	NE		Algorithm converged.	NE	NE
Vascular disorders	Thrombosis	Asia	140	28.3	0	0.0	139	27.9	0	0.0	NE			NE	NE	NE		NE	NE	NE	NE		NE	NE	NE	NE		NE		NE	NE	NE
Vascular disorders	Thrombosis	Rest of World	57	11.5	0	0.0	59	11.8	0	0.0	NE			NE	NE	NE		NE	NE	NE	NE		NE	NE	NE	NE		NE		NE	NE	NE
Vascular disorders	Venous thrombosis	Western Europe/United States/Canada/Australia	298	60.2	0	0.0	300	60.2	0	0.0	NE			NE	NE	NE		NE	NE	NE	NE		NE	NE	NE	NE	NE	NE		NE	NE	NE
Vascular disorders	Venous thrombosis	Asia	140	28.3	1	0.7	139	27.9	0	0.0		*	Quasi-complete separation of data points detected.				*	WARNING: Negative of Hessian not positive definite.			NE		Algorithm converged.	NE	NE	NE		NE		Algorithm converged.	NE	NE
Vascular disorders	Venous thrombosis	Rest of World	57	11.5	0	0.0	59	11.8	0	0.0	NE			NE	NE	NE		NE	NE	NE	NE		NE	NE	NE	NE		NE		NE	NE	NE

Includes treatment-emergent AEs during AE reporting period only, which is defined as new or worsening AE from the first dose of any study drug through 90 days after the last dose of any study drug or prior to NALT, whichever is earlier.
Only AEs of highest severity are counted.
Test for interaction based on RR (Log-binomial regression)

* indicates convergence problem. Result is uninterpretable.
Clinical cut-off: 15JUN2022

Program: root/clinical_studies/RO5541077/CDPT7884/GO39942/data_analysis/ACE_FINAL_OS/prod/program/t_ae_raw_soc.sas
Output: root/clinical_studies/RO5541077/CDPT7884/GO39942/data_analysis/ACE_FINAL_OS/prod/output/t_ae_raw_soc_sg2_WGR3AE_SE_POOLED_15JUN2022_39942.xls
08FEB2023 18:19

POPULATION: Global and China Extension Population, Safety-Evaluable Population
ENDPOINT: AEs Grade 3
MODEL: Unstratified analysis
STUDY: GO39942
Dichotomous Analysis by Subgroups (Safety)

Sex

			Polatuzumab Vedotin + R-CHP (N=495)				R-CHOP (N=498)				Polatuzumab Vedotin + R-CHP vs. R-CHOP																	R-CHOP vs. Polatuzumab Vedotin + R-CHP				
			Patients		Patients with Event		Patients		Patients with Event		Odds Ratio					Absolute Risk Difference					Relative Risk							Relative Risk				
MedDRA System Organ Class	MedDRA Preferred Term	Level	n	%	n	%	n	%	n	%	Odds Ratio		Convergence Reason	95% Lower CL	95% Upper CL	Absolute Risk		Convergence Reason	95% Lower CL	95% Upper CL	Relative Risk		Convergence Reason	95% Lower CL	95% Upper CL	p-value (Wald)	Interaction Test p-value (likelihood ratio)	Relative Risk		Convergence Reason	95% Lower CL	95% Upper CL
Blood and lymphatic system disorders		Male	265	53.5	49	18.5	269	54.0	39	14.5	1.34		Convergence criterion (GCONV=1E-8) satisfied.	0.84	2.12	0.040		Algorithm converged.	-0.023	0.103	1.28		Algorithm converged.	0.87	1.87	0.2154	0.3804	0.78		Algorithm converged.	0.53	1.15
Blood and lymphatic system disorders		Female	230	46.5	40	17.4	229	46.0	40	17.5	0.99		Convergence criterion (GCONV=1E-8) satisfied.	0.61	1.61	-0.001		Algorithm converged.	-0.070	0.069	1.00		Algorithm converged.	0.67	1.48	0.9829		1.00		Algorithm converged.	0.67	1.50
Blood and lymphatic system disorders	Anaemia	Male	265	53.5	22	8.3	269	54.0	20	7.4	1.13		Convergence criterion (GCONV=1E-8) satisfied.	0.60	2.12	0.009		Algorithm converged.	-0.037	0.054	1.12		Algorithm converged.	0.62	2.00	0.7100	0.9514	0.90		Algorithm converged.	0.50	1.60
Blood and lymphatic system disorders	Anaemia	Female	230	46.5	31	13.5	229	46.0	27	11.8	1.17		Convergence criterion (GCONV=1E-8) satisfied.	0.67	2.02	0.017		Algorithm converged.	-0.044	0.078	1.14		Algorithm converged.	0.71	1.85	0.5867		0.87		Algorithm converged.	0.54	1.42
Blood and lymphatic system disorders	Febrile bone marrow aplasia	Male	265	53.5	1	0.4	269	54.0	0	0.0		*	Quasi-complete separation of data points detected.				*	WARNING: Negative of Hessian not positive definite.			NE		Algorithm converged.	NE	NE	NE	0.0945	NE		Algorithm converged.	NE	NE
Blood and lymphatic system disorders	Febrile bone marrow aplasia	Female	230	46.5	0	0.0	229	46.0	1	0.4		*	Quasi-complete separation of data points detected.				*	WARNING: Negative of Hessian not positive definite.			0.00		Algorithm converged.	0.00	NE	0.9999		>999.99		Algorithm converged.	0.00	NE
Blood and lymphatic system disorders	Febrile neutropenia	Male	265	53.5	26	9.8	269	54.0	16	5.9	1.72		Convergence criterion (GCONV=1E-8) satisfied.	0.90	3.29	0.039		Algorithm converged.	-0.007	0.084	1.65		Algorithm converged.	0.91	3.00	0.1016	0.8447	0.61		Algorithm converged.	0.33	1.10
Blood and lymphatic system disorders	Febrile neutropenia	Female	230	46.5	20	8.7	229	46.0	11	4.8	1.89		Convergence criterion (GCONV=1E-8) satisfied.	0.88	4.03	0.039		Algorithm converged.	-0.007	0.085	1.81		Algorithm converged.	0.89	3.69	0.1026		0.55		Algorithm converged.	0.27	1.13
Blood and lymphatic system disorders	Hypofibrinogenaemia	Male	265	53.5	0	0.0	269	54.0	1	0.4		*	Quasi-complete separation of data points detected.				*	ERROR: The mean parameter is either invalid or at a limit of its range for some observations.			0.00		Algorithm converged.	0.00	NE	0.9999	NE	>999.99		Algorithm converged.	0.00	NE
Blood and lymphatic system disorders	Hypofibrinogenaemia	Female	230	46.5	0	0.0	229	46.0	0	0.0	NE			NE	NE	NE		NE	NE	NE	NE		NE	NE	NE	NE		NE		NE	NE	NE
Blood and lymphatic system disorders	Leukopenia	Male	265	53.5	6	2.3	269	54.0	10	3.7	0.60		Convergence criterion (GCONV=1E-8) satisfied.	0.21	1.68	-0.015		Algorithm converged.	-0.043	0.014	0.61		Algorithm converged.	0.22	1.65	0.3301	0.7855	1.64		Algorithm converged.	0.61	4.45
Blood and lymphatic system disorders	Leukopenia	Female	230	46.5	5	2.2	229	46.0	10	4.4	0.49		Convergence criterion (GCONV=1E-8) satisfied.	0.16	1.45	-0.022		Algorithm converged.	-0.054	0.011	0.50		Algorithm converged.	0.17	1.43	0.1962		2.01		Algorithm converged.	0.70	5.79
Blood and lymphatic system disorders	Lymphopenia	Male	265	53.5	5	1.9	269	54.0	4	1.5	1.27		Convergence criterion (GCONV=1E-8) satisfied.	0.34	4.80	0.004		Algorithm converged.	-0.018	0.026	1.27		Algorithm converged.	0.34	4.67	0.7204	0.2886	0.79		Algorithm converged.	0.21	2.90
Blood and lymphatic system disorders	Lymphopenia	Female	230	46.5	1	0.4	229	46.0	3	1.3	0.33		Convergence criterion (GCONV=1E-8) satisfied.	0.03	3.19	-0.009		Algorithm converged.	-0.026	0.008	0.33		Algorithm converged.	0.03	3.17	0.3379		3.01		Algorithm converged.	0.32	28.75
Blood and lymphatic system disorders	Myelosuppression	Male	265	53.5	1	0.4	269	54.0	1	0.4	1.02		Convergence criterion (GCONV=1E-8) satisfied.	0.06	16.31	0.000		Algorithm converged.	-0.010	0.010	1.02		Algorithm converged.	0.06	16.14	0.9915	1.0000	0.99		Algorithm converged.	0.06	15.67
Blood and lymphatic system disorders	Myelosuppression	Female	230	46.5	0	0.0	229	46.0	0	0.0	NE			NE	NE	NE		NE	NE	NE	NE		NE	NE	NE	NE		NE		NE	NE	NE
Blood and lymphatic system disorders	Neutropenia	Male	265	53.5	22	8.3	269	54.0	23	8.6	0.97		Convergence criterion (GCONV=1E-8) satisfied.	0.53	1.78	-0.002		Algorithm converged.	-0.050	0.045	0.97		Algorithm converged.	0.55	1.70	0.9178	0.7470	1.03		Algorithm converged.	0.59	1.80
Blood and lymphatic system disorders	Neutropenia	Female	230	46.5	17	7.4	229	46.0	20	8.7	0.83		Convergence criterion (GCONV=1E-8) satisfied.	0.43	1.64	-0.013		Algorithm converged.	-0.063	0.036	0.85		Algorithm converged.	0.46	1.57	0.5979		1.18		Algorithm converged.	0.64	2.20
Blood and lymphatic system disorders	Pancytopenia	Male	265	53.5	1	0.4	269	54.0	0	0.0		*	Quasi-complete separation of data points detected.				*	WARNING: Negative of Hessian not positive definite.			NE		Algorithm converged.	NE	NE	NE	NE	NE		Algorithm converged.	NE	NE
Blood and lymphatic system disorders	Pancytopenia	Female	230	46.5	0	0.0	229	46.0	0	0.0	NE			NE	NE	NE		NE	NE	NE	NE		NE	NE	NE	NE		NE		NE	NE	NE
Blood and lymphatic system disorders	Thrombocytopenia	Male	265	53.5	3	1.1	269	54.0	4	1.5	0.76		Convergence criterion (GCONV=1E-8) satisfied.	0.17	3.42	-0.004		Algorithm converged.	-0.023	0.016	0.76		Algorithm converged.	0.17	3.37	0.7193	0.8901	1.31		Algorithm converged.	0.30	5.81
Blood and lymphatic system disorders	Thrombocytopenia	Female	230	46.5	4	1.7	229	46.0	6	2.6	0.66		Convergence criterion (GCONV=1E-8) satisfied.	0.18	2.36	-0.009		Algorithm converged.	-0.036	0.018	0.66		Algorithm converged.	0.19	2.32	0.5211		1.51		Algorithm converged.	0.43	5.27
Cardiac disorders		Male	265	53.5	2	0.8	269	54.0	3	1.1	0.67		Convergence criterion (GCONV=1E-8) satisfied.	0.11	4.07	-0.004		Algorithm converged.	-0.020	0.013	0.68		Algorithm converged.	0.11	4.02	0.6674	0.5659	1.48		Algorithm converged.	0.25	8.77
Cardiac disorders		Female	230	46.5	4	1.7	229	46.0	3	1.3	1.33		Convergence criterion (GCONV=1E-8) satisfied.	0.30	6.02	0.004		Algorithm converged.	-0.018	0.027	1.33		Algorithm converged.	0.30	5.87	0.7086		0.75		Algorithm converged.	0.17	3.33
Cardiac disorders	Atrial fibrillation	Male	265	53.5	0	0.0	269	54.0	1	0.4		*	Quasi-complete separation of data points detected.				*	ERROR: The mean parameter is either invalid or at a limit of its range for some observations.			0.00		Algorithm converged.	0.00	NE	0.9999	0.0968	>999.99		Algorithm converged.	0.00	NE
Cardiac disorders	Atrial fibrillation	Female	230	46.5	1	0.4	229	46.0	0	0.0		*	Quasi-complete separation of data points detected.				*	WARNING: Negative of Hessian not positive definite.			NE		Algorithm converged.	NE	NE	NE		NE		Algorithm converged.	NE	NE
Cardiac disorders	Cardiac failure congestive	Male	265	53.5	0	0.0	269	54.0	2	0.7		*	Quasi-complete separation of data points detected.				*	ERROR: The mean parameter is either invalid or at a limit of its range for some observations.			0.00		Algorithm converged.	0.00	NE	0.9999	NE	>999.99		Algorithm converged.	0.00	NE
Cardiac disorders	Cardiac failure congestive	Female	230	46.5	0	0.0	229	46.0	0	0.0	NE			NE	NE	NE		NE	NE	NE	NE		NE	NE	NE	NE		NE		NE	NE	NE
Cardiac disorders	Cardiopulmonary failure	Male	265	53.5	1	0.4	269	54.0	0	0.0		*	Quasi-complete separation of data points detected.				*	WARNING: Negative of Hessian not positive definite.			NE		Algorithm converged.	NE	NE	NE	NE	NE		Algorithm converged.	NE	NE
Cardiac disorders	Cardiopulmonary failure	Female	230	46.5	0	0.0	229	46.0	0	0.0	NE			NE	NE	NE		NE	NE	NE	NE		NE	NE	NE	NE		NE		NE	NE	NE
Cardiac disorders	Left ventricular dysfunction	Male	265	53.5	1	0.4	269	54.0	0	0.0		*	Quasi-complete separation of data points detected.				*	WARNING: Negative of Hessian not positive definite.			NE		Algorithm converged.	NE	NE	NE	0.0945	NE		Algorithm converged.	NE	NE
Cardiac disorders	Left ventricular dysfunction	Female	230	46.5	0	0.0	229	46.0	1	0.4		*	Quasi-complete separation of data points detected.				*	WARNING: Negative of Hessian not positive definite.			0.00		Algorithm converged.	0.00	NE	0.9999		>999.99		Algorithm converged.	0.00	NE
Cardiac disorders	Myocardial infarction	Male	265	53.5	0	0.0	269	54.0	0	0.0	NE			NE	NE	NE		NE	NE	NE	NE		NE	NE	NE	NE	NE	NE		NE	NE	NE
Cardiac disorders	Myocardial infarction	Female	230	46.5	1	0.4	229	46.0	0	0.0		*	Quasi-complete separation of data points detected.				*	WARNING: Negative of Hessian not positive definite.			NE		Algorithm converged.	NE	NE	NE		NE		Algorithm converged.	NE	NE
Cardiac disorders	Sinus bradycardia	Male	265	53.5	0	0.0	269	54.0	0	0.0	NE			NE	NE	NE		NE	NE	NE	NE		NE	NE	NE	NE	NE	NE		NE	NE	NE
Cardiac disorders	Sinus bradycardia	Female	230	46.5	0	0.0	229	46.0	1	0.4		*	Quasi-complete separation of data points detected.				*	WARNING: Negative of Hessian not positive definite.			0.00		Algorithm converged.	0.00	NE	0.9999		>999.99		Algorithm converged.	0.00	NE
Cardiac disorders	Sinus tachycardia	Male	265	53.5	0	0.0	269	54.0	1	0.4		*	Quasi-complete separation of data points detected.				*	ERROR: The mean parameter is either invalid or at a limit of its range for some observations.			0.00		Algorithm converged.	0.00	NE	0.9999	0.0512	>999.99		Algorithm converged.	0.00	NE
Cardiac disorders	Sinus tachycardia	Female	230	46.5	2	0.9	229	46.0	0	0.0		*	Quasi-complete separation of data points detected.				*	WARNING: Negative of Hessian not positive definite.			NE		Algorithm converged.	NE	NE	NE		NE		Algorithm converged.	NE	NE
Cardiac disorders	Tachycardia	Male	265	53.5	0	0.0	269	54.0	1	0.4		*	Quasi-complete separation of data points detected.				*	ERROR: The mean parameter is either invalid or at a limit of its range for some observations.			0.00		Algorithm converged.	0.00	NE	0.9999	1.0000	>999.99		Algorithm converged.	0.00	NE
Cardiac disorders	Tachycardia	Female	230	46.5	0	0.0	229	46.0	1	0.4		*	Quasi-complete separation of data points detected.				*	WARNING: Negative of Hessian not positive definite.			0.00		Algorithm converged.	0.00	NE	0.9999		>999.99		Algorithm converged.	0.00	NE
Congenital, familial and genetic disorders		Male	265	53.5	1	0.4	269	54.0	0	0.0		*	Quasi-complete separation of data points detected.				*	WARNING: Negative of Hessian not positive definite.			NE		Algorithm converged.	NE	NE	NE	NE	NE		Algorithm converged.	NE	NE
Congenital, familial and genetic disorders		Female	230	46.5	0	0.0	229	46.0	0	0.0	NE			NE	NE	NE		NE	NE	NE	NE		NE	NE	NE	NE		NE		NE	NE	NE
Congenital, familial and genetic disorders	Pyloric stenosis	Male	265	53.5	1	0.4	269	54.0	0	0.0		*	Quasi-complete separation of data points detected.				*	WARNING: Negative of Hessian not positive definite.			NE		Algorithm converged.	NE	NE	NE	NE	NE		Algorithm converged.	NE	NE
Congenital, familial and genetic disorders	Pyloric stenosis	Female	230	46.5	0	0.0	229	46.0	0	0.0	NE			NE	NE	NE		NE	NE	NE	NE		NE	NE	NE	NE		NE		NE	NE	NE
Ear and labyrinth disorders		Male	265	53.5	0	0.0	269	54.0	0	0.0	NE			NE	NE	NE		NE	NE	NE	NE		NE	NE	NE	NE	NE	NE		NE	NE	NE
Ear and labyrinth disorders		Female	230	46.5	0	0.0	229	46.0	1	0.4		*	Quasi-complete separation of data points detected.				*	WARNING: Negative of Hessian not positive definite.			0.00		Algorithm converged.	0.00	NE	0.9999		>999.99		Algorithm converged.	0.00	NE
Ear and labyrinth disorders	Hypoacusis	Male	265	53.5	0	0.0	269	54.0	0	0.0	NE			NE	NE	NE		NE	NE	NE	NE		NE	NE	NE	NE	NE	NE		NE	NE	NE
Ear and labyrinth disorders	Hypoacusis	Female	230	46.5	0	0.0	229	46.0	1	0.4		*	Quasi-complete separation of data points detected.				*	WARNING: Negative of Hessian not positive definite.			0.00		Algorithm converged.	0.00	NE	0.9999		>999.99		Algorithm converged.	0.00	NE
Eye disorders		Male	265	53.5	2	0.8	269	54.0	0	0.0		*	Quasi-complete separation of data points detected.				*	WARNING: Negative of Hessian not positive definite.			NE		Algorithm converged.	NE	NE	NE	1.0000	NE		Algorithm converged.	NE	NE
Eye disorders		Female	230	46.5	1	0.4	229	46.0	0	0.0		*	Quasi-complete separation of data points detected.				*	WARNING: Negative of Hessian not positive definite.			NE		Algorithm converged.	NE	NE	NE		NE		Algorithm converged.	NE	NE
Eye disorders	Angle closure glaucoma	Male	265	53.5	0	0.0	269	54.0	0	0.0	NE			NE	NE	NE		NE	NE	NE	NE		NE	NE	NE	NE	NE	NE		NE	NE	NE
Eye disorders	Angle closure glaucoma	Female	230	46.5	1	0.4	229	46.0	0	0.0		*	Quasi-complete separation of data points detected.				*	WARNING: Negative of Hessian not positive definite.			NE		Algorithm converged.	NE	NE	NE		NE		Algorithm converged.	NE	NE
Eye disorders	Cataract	Male	265	53.5	1	0.4	269	54.0	0	0.0		*	Quasi-complete separation of data points detected.				*	WARNING: Negative of Hessian not positive definite.			NE		Algorithm converged.	NE	NE	NE	NE	NE		Algorithm converged.	NE	NE
Eye disorders	Cataract	Female	230	46.5	0	0.0	229	46.0	0	0.0	NE			NE	NE	NE		NE	NE	NE	NE		NE	NE	NE	NE		NE		NE	NE	NE
Eye disorders	Rhegmatogenous retinal detachment	Male	265	53.5	1	0.4	269	54.0	0	0.0		*	Quasi-complete separation of data points detected.				*	WARNING: Negative of Hessian not positive definite.			NE		Algorithm converged.	NE	NE	NE	NE	NE		Algorithm converged.	NE	NE
Eye disorders	Rhegmatogenous retinal detachment	Female	230	46.5	0	0.0	229	46.0	0	0.0	NE			NE	NE	NE		NE	NE	NE	NE		NE	NE	NE	NE		NE		NE	NE	NE
Gastrointestinal disorders		Male	265	53.5	24	9.1	269	54.0	14	5.2	1.81		Convergence criterion (GCONV=1E-8) satisfied.	0.92	3.59	0.039		Algorithm converged.	-0.005	0.082	1.74		Algorithm converged.	0.92	3.29	0.0882	0.1827	0.57		Algorithm converged.	0.30	1.09
Gastrointestinal disorders		Female	230	46.5	16	7.0	229	46.0	17	7.4	0.93		Convergence criterion (GCONV=1E-8) satisfied.	0.46	1.89	-0.005		Algorithm converged.	-0.052	0.043	0.94		Algorithm converged.	0.49	1.81	0.8465		1.07		Algorithm converged.	0.55	2.06
Gastrointestinal disorders	Abdominal distension	Male	265	53.5	0	0.0	269	54.0	0	0.0	NE			NE	NE	NE		NE	NE	NE	NE		NE	NE	NE	NE	NE	NE		NE	NE	NE
Gastrointestinal disorders	Abdominal distension	Female	230	46.5	0	0.0	229	46.0	1	0.4		*	Quasi-complete separation of data points detected.				*	WARNING: Negative of Hessian not positive definite.			0.00		Algorithm converged.	0.00	NE	0.9999		>999.99		Algorithm converged.	0.00	NE
Gastrointestinal disorders	Abdominal pain	Male	265	53.5	2	0.8	269	54.0	3	1.1	0.67		Convergence criterion (GCONV=1E-8) satisfied.	0.11	4.07	-0.004		Algorithm converged.	-0.020	0.013	0.68		Algorithm converged.	0.11	4.02	0.6674	0.8062	1.48		Algorithm converged.	0.25	8.77
Gastrointestinal disorders	Abdominal pain	Female	230	46.5	2	0.9	229	46.0	4	1.7	0.49		Convergence criterion (GCONV=1E-8) satisfied.	0.09	2.72	-0.009		Algorithm converged.	-0.030	0.012	0.50		Algorithm converged.	0.09	2.69	0.4179		2.01		Algorithm converged.	0.37	10.86
Gastrointestinal disorders	Abdominal pain upper	Male	265	53.5	0	0.0	269	54.0	0	0.0	NE			NE	NE	NE		NE	NE	NE	NE		NE	NE	NE	NE	NE	NE		NE	NE	NE
Gastrointestinal disorders	Abdominal pain upper	Female	230	46.5	0	0.0	229	46.0	1	0.4		*	Quasi-complete separation of data points detected.				*	WARNING: Negative of Hessian not positive definite.			0.00		Algorithm converged.	0.00	NE	0.9999		>999.99		Algorithm converged.	0.00	NE
Gastrointestinal disorders	Anal fistula	Male	265	53.5	1	0.4	269	54.0	1	0.4	1.02		Convergence criterion (GCONV=1E-8) satisfied.	0.06	16.31	0.000		Algorithm converged.	-0.010	0.010	1.02		Algorithm converged.	0.06	16.14	0.9915	1.0000	0.99		Algorithm converged.	0.06	15.67
Gastrointestinal disorders	Anal fistula	Female	230	46.5	0	0.0	229	46.0	0	0.0	NE			NE	NE	NE		NE	NE	NE	NE		NE	NE	NE	NE		NE		NE	NE	NE
Gastrointestinal disorders	Anal stenosis	Male	265	53.5	0	0.0	269	54.0	1	0.4		*	Quasi-complete separation of data points detected.				*	ERROR: The mean parameter is either invalid or at a limit of its range for some observations.			0.00		Algorithm converged.	0.00	NE	0.9999	NE	>999.99		Algorithm converged.	0.00	NE
Gastrointestinal disorders	Anal stenosis	Female	230	46.5	0	0.0	229	46.0	0	0.0	NE			NE	NE	NE		NE	NE	NE	NE		NE	NE	NE	NE		NE		NE	NE	NE
Gastrointestinal disorders	Colitis	Male	265	53.5	0	0.0	269	54.0	0	0.0	NE			NE	NE	NE		NE	NE	NE	NE		NE	NE	NE	NE	1.0000	NE		NE	NE	NE
Gastrointestinal disorders	Colitis	Female	230	46.5	1	0.4	229	46.0	1	0.4	1.00		Convergence criterion (GCONV=1E-8) satisfied.	0.06	16.01	0.000		Algorithm converged.	-0.012	0.012	1.00		Algorithm converged.	0.06	15.82	0.9975		1.00		Algorithm converged.	0.06	15.96
Gastrointestinal disorders	Constipation	Male	265	53.5	3	1.1	269	54.0	0	0.0		*	Quasi-complete separation of data points detected.				*	WARNING: Negative of Hessian not positive definite.			NE		Algorithm converged.	NE	NE	NE	0.1327	NE		Algorithm converged.	NE	NE
Gastrointestinal disorders	Constipation	Female	230	46.5	1	0.4	229	46.0	1	0.4	1.00		Convergence criterion (GCONV=1E-8) satisfied.	0.06	16.01	0.000		Algorithm converged.	-0.012	0.012	1.00		Algorithm converged.	0.06	15.82	0.9975		1.00		Algorithm converged.	0.06	15.96
Gastrointestinal disorders	Diarrhoea	Male	265	53.5	8	3.0	269	54.0	1	0.4	8.34		Convergence criterion (GCONV=1E-8) satisfied.	1.04	67.14	0.026		Algorithm converged.	0.005	0.048	8.12		Algorithm converged.	1.02	64.48	0.0476	0.0883	0.12		Algorithm converged.	0.02	0.98
Gastrointestinal disorders	Diarrhoea	Female	230	46.5	10	4.3	229	46.0	7	3.1	1.44		Convergence criterion (GCONV=1E-8) satisfied.	0.54	3.85	0.013		Algorithm converged.	-0.022	0.047	1.42		Algorithm converged.	0.55	3.67	0.4666		0.70		Algorithm converged.	0.27	1.81
Gastrointestinal disorders	Dysphagia	Male	265	53.5	0	0.0	269	54.0	1	0.4		*	Quasi-complete separation of data points detected.				*	ERROR: The mean parameter is either invalid or at a limit of its range for some observations.			0.00		Algorithm converged.	0.00	NE	0.9999	NE	>999.99		Algorithm converged.	0.00	NE
Gastrointestinal disorders	Dysphagia	Female	230	46.5	0	0.0	229	46.0	0	0.0	NE			NE	NE	NE		NE	NE	NE	NE		NE	NE	NE	NE		NE		NE	NE	NE
Gastrointestinal disorders	Enteritis	Male	265	53.5	1	0.4	269	54.0	0	0.0		*	Quasi-complete separation of data points detected.				*	WARNING: Negative of Hessian not positive definite.			NE		Algorithm converged.	NE	NE	NE	NE	NE		Algorithm converged.	NE	NE
Gastrointestinal disorders	Enteritis	Female	230	46.5	0	0.0	229	46.0	0	0.0	NE			NE	NE	NE		NE	NE	NE	NE		NE	NE	NE	NE		NE		NE	NE	NE
Gastrointestinal disorders	Epigastric discomfort	Male	265	53.5	1	0.4	269	54.0	0	0.0		*	Quasi-complete separation of data points detected.				*	WARNING: Negative of Hessian not positive definite.			NE		Algorithm converged.	NE	NE	NE	NE	NE		Algorithm converged.	NE	NE
Gastrointestinal disorders	Epigastric discomfort	Female	230	46.5	0	0.0	229	46.0	0	0.0	NE			NE	NE	NE		NE	NE	NE	NE		NE	NE	NE	NE		NE		NE	NE	NE
Gastrointestinal disorders	Gastrointestinal haemorrhage	Male	265	53.5	0	0.0	269	54.0	1	0.4		*	Quasi-complete separation of data points detected.				*	ERROR: The mean parameter is either invalid or at a limit of its range for some observations.			0.00		Algorithm converged.	0.00	NE	0.9999	0.3089	>999.99		Algorithm converged.	0.00	NE
Gastrointestinal disorders	Gastrointestinal haemorrhage	Female	230	46.5	1	0.4	229	46.0	1	0.4	1.00		Convergence criterion (GCONV=1E-8) satisfied.	0.06	16.01	0.000		Algorithm converged.	-0.012	0.012	1.00		Algorithm converged.	0.06	15.82	0.9975		1.00		Algorithm converged.	0.06	15.96
Gastrointestinal disorders	Gastrooesophageal reflux disease	Male	265	53.5	1	0.4	269	54.0	0	0.0		*	Quasi-complete separation of data points detected.				*	WARNING: Negative of Hessian not positive definite.			NE		Algorithm converged.	NE	NE	NE	NE	NE		Algorithm converged.	NE	NE
Gastrointestinal disorders	Gastrooesophageal reflux disease	Female	230	46.5	0	0.0	229	46.0	0	0.0	NE			NE	NE	NE		NE	NE	NE	NE		NE	NE	NE	NE		NE		NE	NE	NE
Gastrointestinal disorders	Haemorrhoidal haemorrhage	Male	265	53.5	1	0.4	269	54.0	0	0.0		*	Quasi-complete separation of data points detected.				*	WARNING: Negative of Hessian not positive definite.			NE		Algorithm converged.	NE	NE	NE	NE	NE		Algorithm converged.	NE	NE
Gastrointestinal disorders	Haemorrhoidal haemorrhage	Female	230	46.5	0	0.0	229	46.0	0	0.0	NE			NE	NE	NE		NE	NE	NE	NE		NE	NE	NE	NE		NE		NE	NE	NE
Gastrointestinal disorders	Ileus	Male	265	53.5	1	0.4	269	54.0	0	0.0		*	Quasi-complete separation of data points detected.				*	WARNING: Negative of Hessian not positive definite.			NE		Algorithm converged.	NE	NE	NE	NE	NE		Algorithm converged.	NE	NE
Gastrointestinal disorders	Ileus	Female	230	46.5	0	0.0	229	46.0	0	0.0	NE			NE	NE	NE		NE	NE	NE	NE		NE	NE	NE	NE		NE		NE	NE	NE
Gastrointestinal disorders	Impaired gastric emptying	Male	265	53.5	0	0.0	269	54.0	1	0.4		*	Quasi-complete separation of data points detected.				*	ERROR: The mean parameter is either invalid or at a limit of its range for some observations.			0.00		Algorithm converged.	0.00	NE	0.9999	NE	>999.99		Algorithm converged.	0.00	NE
Gastrointestinal disorders	Impaired gastric emptying	Female	230	46.5	0	0.0	229	46.0	0	0.0	NE			NE	NE	NE		NE	NE	NE	NE		NE	NE	NE	NE		NE		NE	NE	NE
Gastrointestinal disorders	Intestinal obstruction	Male	265	53.5	1	0.4	269	54.0	0	0.0		*	Quasi-complete separation of data points detected.				*	WARNING: Negative of Hessian not positive definite.			NE		Algorithm converged.	NE	NE	NE	0.0945	NE		Algorithm converged.	NE	NE
Gastrointestinal disorders	Intestinal obstruction	Female	230	46.5	0	0.0	229	46.0	1	0.4		*	Quasi-complete separation of data points detected.				*	WARNING: Negative of Hessian not positive definite.			0.00		Algorithm converged.	0.00	NE	0.9999		>999.99		Algorithm converged.	0.00	NE
Gastrointestinal disorders	Intestinal perforation	Male	265	53.5	0	0.0	269	54.0	0	0.0	NE			NE	NE	NE		NE	NE	NE	NE		NE	NE	NE	NE	NE	NE		NE	NE	NE
Gastrointestinal disorders	Intestinal perforation	Female	230	46.5	1	0.4	229	46.0	0	0.0		*	Quasi-complete separation of data points detected.				*	WARNING: Negative of Hessian not positive definite.			NE		Algorithm converged.	NE	NE	NE		NE		Algorithm converged.	NE	NE
Gastrointestinal disorders	Large intestinal haemorrhage	Male	265	53.5	1	0.4	269	54.0	0	0.0		*	Quasi-complete separation of data points detected.				*	WARNING: Negative of Hessian not positive definite.			NE		Algorithm converged.	NE	NE	NE	NE	NE		Algorithm converged.	NE	NE
Gastrointestinal disorders	Large intestinal haemorrhage	Female	230	46.5	0	0.0	229	46.0	0	0.0	NE			NE	NE	NE		NE	NE	NE	NE		NE	NE	NE	NE		NE		NE	NE	NE
Gastrointestinal disorders	Nausea	Male	265	53.5	2	0.8	269	54.0	0	0.0		*	Quasi-complete separation of data points detected.				*	WARNING: Negative of Hessian not positive definite.			NE		Algorithm converged.	NE	NE	NE	0.1958	NE		Algorithm converged.	NE	NE
Gastrointestinal disorders	Nausea	Female	230	46.5	3	1.3	229	46.0	2	0.9	1.50		Convergence criterion (GCONV=1E-8) satisfied.	0.25	9.06	0.004		Algorithm converged.	-0.015	0.023	1.49		Algorithm converged.	0.25	8.85	0.6587		0.67		Algorithm converged.	0.11	3.97
Gastrointestinal disorders	Neutropenic colitis	Male	265	53.5	1	0.4	269	54.0	0	0.0		*	Quasi-complete separation of data points detected.				*	WARNING: Negative of Hessian not positive definite.			NE		Algorithm converged.	NE	NE	NE	NE	NE		Algorithm converged.	NE	NE
Gastrointestinal disorders	Neutropenic colitis	Female	230	46.5	0	0.0	229	46.0	0	0.0	NE			NE	NE	NE		NE	NE	NE	NE		NE	NE	NE	NE		NE		NE	NE	NE
Gastrointestinal disorders	Pancreatitis	Male	265	53.5	0	0.0	269	54.0	0	0.0	NE			NE	NE	NE		NE	NE	NE	NE		NE	NE	NE	NE	1.0000	NE		NE	NE	NE
Gastrointestinal disorders	Pancreatitis	Female	230	46.5	1	0.4	229	46.0	1	0.4	1.00		Convergence criterion (GCONV=1E-8) satisfied.	0.06	16.01	0.000		Algorithm converged.	-0.012	0.012	1.00		Algorithm converged.	0.06	15.82	0.9975		1.00		Algorithm converged.	0.06	15.96
Gastrointestinal disorders	Small intestinal obstruction	Male	265	53.5	0	0.0	269	54.0	2	0.7		*	Quasi-complete separation of data points detected.				*	ERROR: The mean parameter is either invalid or at a limit of its range for some observations.			0.00		Algorithm converged.	0.00	NE	0.9999	1.0000	>999.99		Algorithm converged.	0.00	NE
Gastrointestinal disorders	Small intestinal obstruction	Female	230	46.5	0	0.0	229	46.0	3	1.3		*	Quasi-complete separation of data points detected.				*	WARNING: Negative of Hessian not positive definite.			0.00		Algorithm converged.	0.00	NE	0.9999		>999.99		Algorithm converged.	0.00	NE
Gastrointestinal disorders	Small intestinal perforation	Male	265	53.5	0	0.0	269	54.0	1	0.4		*	Quasi-complete separation of data points detected.				*	ERROR: The mean parameter is either invalid or at a limit of its range for some observations.			0.00		Algorithm converged.	0.00	NE	0.9999	NE	>999.99		Algorithm converged.	0.00	NE
Gastrointestinal disorders	Small intestinal perforation	Female	230	46.5	0	0.0	229	46.0	0	0.0	NE			NE	NE	NE		NE	NE	NE	NE		NE	NE	NE	NE		NE		NE	NE	NE
Gastrointestinal disorders	Stomatitis	Male	265	53.5	1	0.4	269	54.0	0	0.0		*	Quasi-complete separation of data points detected.				*	WARNING: Negative of Hessian not positive definite.			NE		Algorithm converged.	NE	NE	NE	0.3029	NE		Algorithm converged.	NE	NE
Gastrointestinal disorders	Stomatitis	Female	230	46.5	1	0.4	229	46.0	1	0.4	1.00		Convergence criterion (GCONV=1E-8) satisfied.	0.06	16.01	0.000		Algorithm converged.	-0.012	0.012	1.00		Algorithm converged.	0.06	15.82	0.9975		1.00		Algorithm converged.	0.06	15.96
Gastrointestinal disorders	Subileus	Male	265	53.5	1	0.4	269	54.0	1	0.4	1.02		Convergence criterion (GCONV=1E-8) satisfied.	0.06	16.31	0.000		Algorithm converged.	-0.010	0.010	1.02		Algorithm converged.	0.06	16.14	0.9915	1.0000	0.99		Algorithm converged.	0.06	15.67
Gastrointestinal disorders	Subileus	Female	230	46.5	0	0.0	229	46.0	0	0.0	NE			NE	NE	NE		NE	NE	NE	NE		NE	NE	NE	NE		NE		NE	NE	NE
Gastrointestinal disorders	Tooth loss	Male	265	53.5	1	0.4	269	54.0	1	0.4	1.02		Convergence criterion (GCONV=1E-8) satisfied.	0.06	16.31	0.000		Algorithm converged.	-0.010	0.010	1.02		Algorithm converged.	0.06	16.14	0.9915	1.0000	0.99		Algorithm converged.	0.06	15.67
Gastrointestinal disorders	Tooth loss	Female	230	46.5	0	0.0	229	46.0	0	0.0	NE			NE	NE	NE		NE	NE	NE	NE		NE	NE	NE	NE		NE		NE	NE	NE
Gastrointestinal disorders	Upper gastrointestinal haemorrhage	Male	265	53.5	1	0.4	269	54.0	0	0.0		*	Quasi-complete separation of data points detected.				*	WARNING: Negative of Hessian not positive definite.			NE		Algorithm converged.	NE	NE	NE	NE	NE		Algorithm converged.	NE	NE
Gastrointestinal disorders	Upper gastrointestinal haemorrhage	Female	230	46.5	0	0.0	229	46.0	0	0.0	NE			NE	NE	NE		NE	NE	NE	NE		NE	NE	NE	NE		NE		NE	NE	NE
Gastrointestinal disorders	Vomiting	Male	265	53.5	1	0.4	269	54.0	2	0.7	0.51		Convergence criterion (GCONV=1E-8) satisfied.	0.05	5.61	-0.004		Algorithm converged.	-0.016	0.009	0.51		Algorithm converged.	0.05	5.56	0.5788	0.1871	1.97		Algorithm converged.	0.18	21.60
Gastrointestinal disorders	Vomiting	Female	230	46.5	4	1.7	229	46.0	1	0.4	4.04		Convergence criterion (GCONV=1E-8) satisfied.	0.45	36.38	0.013		Algorithm converged.	-0.006	0.032	3.98		Algorithm converged.	0.45	35.36	0.2148		0.25		Algorithm converged.	0.03	2.23
General disorders and administration site conditions		Male	265	53.5	12	4.5	269	54.0	13	4.8	0.93		Convergence criterion (GCONV=1E-8) satisfied.	0.42	2.09	-0.003		Algorithm converged.	-0.039	0.033	0.94		Algorithm converged.	0.44	2.02	0.8678	0.7934	1.07		Algorithm converged.	0.50	2.30
General disorders and administration site conditions		Female	230	46.5	12	5.2	229	46.0	11	4.8	1.09		Convergence criterion (GCONV=1E-8) satisfied.	0.47	2.53	0.004		Algorithm converged.	-0.036	0.044	1.09		Algorithm converged.	0.49	2.41	0.8390		0.92		Algorithm converged.	0.41	2.04
General disorders and administration site conditions	Asthenia	Male	265	53.5	2	0.8	269	54.0	2	0.7	1.02		Convergence criterion (GCONV=1E-8) satisfied.	0.14	7.26	0.000		Algorithm converged.	-0.015	0.015	1.02		Algorithm converged.	0.14	7.15	0.9880	0.0464	0.99		Algorithm converged.	0.14	6.94

General disorders and administration site conditions	Asthenia	Female	230	46.5	5	2.2	229	46.0	0	0.0		*	Quasi-complete separation of data points detected.				*	WARNING: Negative of Hessian not positive definite.			NE		Algorithm converged.	NE	NE	NE		NE		Algorithm converged.	NE	NE
General disorders and administration site conditions	Catheter site haemorrhage	Male	265	53.5	0	0.0	269	54.0	1	0.4		*	Quasi-complete separation of data points detected.				*	ERROR: The mean parameter is either invalid or at a limit of its range for some observations.			0.00		Algorithm converged.	0.00	NE	0.9999	NE	>999.99		Algorithm converged.	0.00	NE
General disorders and administration site conditions	Catheter site haemorrhage	Female	230	46.5	0	0.0	229	46.0	0	0.0	NE			NE	NE	NE		NE	NE	NE	NE		NE	NE	NE	NE		NE		NE	NE	NE
General disorders and administration site conditions	Chest discomfort	Male	265	53.5	0	0.0	269	54.0	0	0.0	NE			NE	NE	NE		NE	NE	NE	NE		NE	NE	NE	NE	NE	NE		NE	NE	NE
General disorders and administration site conditions	Chest discomfort	Female	230	46.5	0	0.0	229	46.0	1	0.4		*	Quasi-complete separation of data points detected.				*	WARNING: Negative of Hessian not positive definite.			0.00		Algorithm converged.	0.00	NE	0.9999		>999.99		Algorithm converged.	0.00	NE
General disorders and administration site conditions	Chest pain	Male	265	53.5	0	0.0	269	54.0	1	0.4		*	Quasi-complete separation of data points detected.				*	ERROR: The mean parameter is either invalid or at a limit of its range for some observations.			0.00		Algorithm converged.	0.00	NE	0.9999	0.0968	>999.99		Algorithm converged.	0.00	NE
General disorders and administration site conditions	Chest pain	Female	230	46.5	1	0.4	229	46.0	0	0.0		*	Quasi-complete separation of data points detected.				*	WARNING: Negative of Hessian not positive definite.			NE		Algorithm converged.	NE	NE	NE		NE		Algorithm converged.	NE	NE
General disorders and administration site conditions	Chills	Male	265	53.5	0	0.0	269	54.0	1	0.4		*	Quasi-complete separation of data points detected.				*	ERROR: The mean parameter is either invalid or at a limit of its range for some observations.			0.00		Algorithm converged.	0.00	NE	0.9999	0.3089	>999.99		Algorithm converged.	0.00	NE
General disorders and administration site conditions	Chills	Female	230	46.5	1	0.4	229	46.0	1	0.4	1.00		Convergence criterion (GCONV=1E-8) satisfied.	0.06	16.01	0.000		Algorithm converged.	-0.012	0.012	1.00		Algorithm converged.	0.06	15.82	0.9975		1.00		Algorithm converged.	0.06	15.96
General disorders and administration site conditions	Device related thrombosis	Male	265	53.5	0	0.0	269	54.0	0	0.0	NE			NE	NE	NE		NE	NE	NE	NE		NE	NE	NE	NE	NE	NE		NE	NE	NE
General disorders and administration site conditions	Device related thrombosis	Female	230	46.5	0	0.0	229	46.0	1	0.4		*	Quasi-complete separation of data points detected.				*	WARNING: Negative of Hessian not positive definite.			0.00		Algorithm converged.	0.00	NE	0.9999		>999.99		Algorithm converged.	0.00	NE
General disorders and administration site conditions	Fatigue	Male	265	53.5	4	1.5	269	54.0	4	1.5	1.02		Convergence criterion (GCONV=1E-8) satisfied.	0.25	4.10	0.000		Algorithm converged.	-0.020	0.021	1.02		Algorithm converged.	0.26	4.02	0.9830	0.0912	0.99		Algorithm converged.	0.25	3.90
General disorders and administration site conditions	Fatigue	Female	230	46.5	1	0.4	229	46.0	7	3.1	0.14		Convergence criterion (GCONV=1E-8) satisfied.	0.02	1.13	-0.026		Algorithm converged.	-0.050	-0.002	0.14		Algorithm converged.	0.02	1.15	0.0671		7.03		Algorithm converged.	0.87	56.69
General disorders and administration site conditions	General physical health deterioration	Male	265	53.5	0	0.0	269	54.0	1	0.4		*	Quasi-complete separation of data points detected.				*	ERROR: The mean parameter is either invalid or at a limit of its range for some observations.			0.00		Algorithm converged.	0.00	NE	0.9999	NE	>999.99		Algorithm converged.	0.00	NE
General disorders and administration site conditions	General physical health deterioration	Female	230	46.5	0	0.0	229	46.0	0	0.0	NE			NE	NE	NE		NE	NE	NE	NE		NE	NE	NE	NE		NE		NE	NE	NE
General disorders and administration site conditions	Ill-defined disorder	Male	265	53.5	0	0.0	269	54.0	0	0.0	NE			NE	NE	NE		NE	NE	NE	NE		NE	NE	NE	NE	NE	NE		NE	NE	NE
General disorders and administration site conditions	Ill-defined disorder	Female	230	46.5	0	0.0	229	46.0	1	0.4		*	Quasi-complete separation of data points detected.				*	WARNING: Negative of Hessian not positive definite.			0.00		Algorithm converged.	0.00	NE	0.9999		>999.99		Algorithm converged.	0.00	NE
General disorders and administration site conditions	Infusion site extravasation	Male	265	53.5	1	0.4	269	54.0	0	0.0		*	Quasi-complete separation of data points detected.				*	WARNING: Negative of Hessian not positive definite.			NE		Algorithm converged.	NE	NE	NE	NE	NE		Algorithm converged.	NE	NE
General disorders and administration site conditions	Infusion site extravasation	Female	230	46.5	0	0.0	229	46.0	0	0.0	NE			NE	NE	NE		NE	NE	NE	NE		NE	NE	NE	NE		NE		NE	NE	NE
General disorders and administration site conditions	Injection site extravasation	Male	265	53.5	0	0.0	269	54.0	0	0.0	NE			NE	NE	NE		NE	NE	NE	NE		NE	NE	NE	NE	NE	NE		NE	NE	NE
General disorders and administration site conditions	Injection site extravasation	Female	230	46.5	0	0.0	229	46.0	1	0.4		*	Quasi-complete separation of data points detected.				*	WARNING: Negative of Hessian not positive definite.			0.00		Algorithm converged.	0.00	NE	0.9999		>999.99		Algorithm converged.	0.00	NE
General disorders and administration site conditions	Malaise	Male	265	53.5	0	0.0	269	54.0	1	0.4		*	Quasi-complete separation of data points detected.				*	ERROR: The mean parameter is either invalid or at a limit of its range for some observations.			0.00		Algorithm converged.	0.00	NE	0.9999	NE	>999.99		Algorithm converged.	0.00	NE
General disorders and administration site conditions	Malaise	Female	230	46.5	0	0.0	229	46.0	0	0.0	NE			NE	NE	NE		NE	NE	NE	NE		NE	NE	NE	NE		NE		NE	NE	NE
General disorders and administration site conditions	Mucosal inflammation	Male	265	53.5	0	0.0	269	54.0	1	0.4		*	Quasi-complete separation of data points detected.				*	ERROR: The mean parameter is either invalid or at a limit of its range for some observations.			0.00		Algorithm converged.	0.00	NE	0.9999	0.0512	>999.99		Algorithm converged.	0.00	NE
General disorders and administration site conditions	Mucosal inflammation	Female	230	46.5	2	0.9	229	46.0	0	0.0		*	Quasi-complete separation of data points detected.				*	WARNING: Negative of Hessian not positive definite.			NE		Algorithm converged.	NE	NE	NE		NE		Algorithm converged.	NE	NE
General disorders and administration site conditions	Oedema	Male	265	53.5	0	0.0	269	54.0	0	0.0	NE			NE	NE	NE		NE	NE	NE	NE		NE	NE	NE	NE	NE	NE		NE	NE	NE
General disorders and administration site conditions	Oedema	Female	230	46.5	1	0.4	229	46.0	0	0.0		*	Quasi-complete separation of data points detected.				*	WARNING: Negative of Hessian not positive definite.			NE		Algorithm converged.	NE	NE	NE		NE		Algorithm converged.	NE	NE
General disorders and administration site conditions	Oedema peripheral	Male	265	53.5	0	0.0	269	54.0	1	0.4		*	Quasi-complete separation of data points detected.				*	ERROR: The mean parameter is either invalid or at a limit of its range for some observations.			0.00		Algorithm converged.	0.00	NE	0.9999	0.0968	>999.99		Algorithm converged.	0.00	NE
General disorders and administration site conditions	Oedema peripheral	Female	230	46.5	1	0.4	229	46.0	0	0.0		*	Quasi-complete separation of data points detected.				*	WARNING: Negative of Hessian not positive definite.			NE		Algorithm converged.	NE	NE	NE		NE		Algorithm converged.	NE	NE
General disorders and administration site conditions	Pain	Male	265	53.5	3	1.1	269	54.0	0	0.0		*	Quasi-complete separation of data points detected.				*	WARNING: Negative of Hessian not positive definite.			NE		Algorithm converged.	NE	NE	NE	NE	NE		Algorithm converged.	NE	NE
General disorders and administration site conditions	Pain	Female	230	46.5	0	0.0	229	46.0	0	0.0	NE			NE	NE	NE		NE	NE	NE	NE		NE	NE	NE	NE		NE		NE	NE	NE
General disorders and administration site conditions	Pyrexia	Male	265	53.5	2	0.8	269	54.0	0	0.0		*	Quasi-complete separation of data points detected.				*	WARNING: Negative of Hessian not positive definite.			NE		Algorithm converged.	NE	NE	NE	0.2727	NE		Algorithm converged.	NE	NE
General disorders and administration site conditions	Pyrexia	Female	230	46.5	2	0.9	229	46.0	1	0.4	2.00		Convergence criterion (GCONV=1E-8) satisfied.	0.18	22.21	0.004		Algorithm converged.	-0.010	0.019	1.99		Algorithm converged.	0.18	21.81	0.5727		0.50		Algorithm converged.	0.05	5.50
General disorders and administration site conditions	Ulcer	Male	265	53.5	1	0.4	269	54.0	0	0.0		*	Quasi-complete separation of data points detected.				*	WARNING: Negative of Hessian not positive definite.			NE		Algorithm converged.	NE	NE	NE	NE	NE		Algorithm converged.	NE	NE
General disorders and administration site conditions	Ulcer	Female	230	46.5	0	0.0	229	46.0	0	0.0	NE			NE	NE	NE		NE	NE	NE	NE		NE	NE	NE	NE		NE		NE	NE	NE
General disorders and administration site conditions	Vascular stent thrombosis	Male	265	53.5	0	0.0	269	54.0	1	0.4		*	Quasi-complete separation of data points detected.				*	ERROR: The mean parameter is either invalid or at a limit of its range for some observations.			0.00		Algorithm converged.	0.00	NE	0.9999	NE	>999.99		Algorithm converged.	0.00	NE
General disorders and administration site conditions	Vascular stent thrombosis	Female	230	46.5	0	0.0	229	46.0	0	0.0	NE			NE	NE	NE		NE	NE	NE	NE		NE	NE	NE	NE		NE		NE	NE	NE
Hepatobiliary disorders		Male	265	53.5	1	0.4	269	54.0	3	1.1	0.34		Convergence criterion (GCONV=1E-8) satisfied.	0.03	3.25	-0.007		Algorithm converged.	-0.022	0.007	0.34		Algorithm converged.	0.04	3.23	0.3467	0.5508	2.96		Algorithm converged.	0.31	28.23
Hepatobiliary disorders		Female	230	46.5	1	0.4	229	46.0	1	0.4	1.00		Convergence criterion (GCONV=1E-8) satisfied.	0.06	16.01	0.000		Algorithm converged.	-0.012	0.012	1.00		Algorithm converged.	0.06	15.82	0.9975		1.00		Algorithm converged.	0.06	15.96
Hepatobiliary disorders	Bile duct stenosis	Male	265	53.5	0	0.0	269	54.0	1	0.4		*	Quasi-complete separation of data points detected.				*	ERROR: The mean parameter is either invalid or at a limit of its range for some observations.			0.00		Algorithm converged.	0.00	NE	0.9999	NE	>999.99		Algorithm converged.	0.00	NE
Hepatobiliary disorders	Bile duct stenosis	Female	230	46.5	0	0.0	229	46.0	0	0.0	NE			NE	NE	NE		NE	NE	NE	NE		NE	NE	NE	NE		NE		NE	NE	NE
Hepatobiliary disorders	Biliary obstruction	Male	265	53.5	0	0.0	269	54.0	0	0.0	NE			NE	NE	NE		NE	NE	NE	NE		NE	NE	NE	NE	NE	NE		NE	NE	NE
Hepatobiliary disorders	Biliary obstruction	Female	230	46.5	1	0.4	229	46.0	0	0.0		*	Quasi-complete separation of data points detected.				*	WARNING: Negative of Hessian not positive definite.			NE		Algorithm converged.	NE	NE	NE		NE		Algorithm converged.	NE	NE
Hepatobiliary disorders	Cholangitis	Male	265	53.5	0	0.0	269	54.0	1	0.4		*	Quasi-complete separation of data points detected.				*	ERROR: The mean parameter is either invalid or at a limit of its range for some observations.			0.00		Algorithm converged.	0.00	NE	0.9999	NE	>999.99		Algorithm converged.	0.00	NE
Hepatobiliary disorders	Cholangitis	Female	230	46.5	0	0.0	229	46.0	0	0.0	NE			NE	NE	NE		NE	NE	NE	NE		NE	NE	NE	NE		NE		NE	NE	NE
Hepatobiliary disorders	Cholestasis	Male	265	53.5	1	0.4	269	54.0	0	0.0		*	Quasi-complete separation of data points detected.				*	WARNING: Negative of Hessian not positive definite.			NE		Algorithm converged.	NE	NE	NE	NE	NE		Algorithm converged.	NE	NE
Hepatobiliary disorders	Cholestasis	Female	230	46.5	0	0.0	229	46.0	0	0.0	NE			NE	NE	NE		NE	NE	NE	NE		NE	NE	NE	NE		NE		NE	NE	NE
Hepatobiliary disorders	Hepatic function abnormal	Male	265	53.5	0	0.0	269	54.0	1	0.4		*	Quasi-complete separation of data points detected.				*	ERROR: The mean parameter is either invalid or at a limit of its range for some observations.			0.00		Algorithm converged.	0.00	NE	0.9999	NE	>999.99		Algorithm converged.	0.00	NE
Hepatobiliary disorders	Hepatic function abnormal	Female	230	46.5	0	0.0	229	46.0	0	0.0	NE			NE	NE	NE		NE	NE	NE	NE		NE	NE	NE	NE		NE		NE	NE	NE
Hepatobiliary disorders	Hypertransaminasaemia	Male	265	53.5	0	0.0	269	54.0	0	0.0	NE			NE	NE	NE		NE	NE	NE	NE		NE	NE	NE	NE	NE	NE		NE	NE	NE
Hepatobiliary disorders	Hypertransaminasaemia	Female	230	46.5	0	0.0	229	46.0	1	0.4		*	Quasi-complete separation of data points detected.				*	WARNING: Negative of Hessian not positive definite.			0.00		Algorithm converged.	0.00	NE	0.9999		>999.99		Algorithm converged.	0.00	NE
Immune system disorders		Male	265	53.5	1	0.4	269	54.0	0	0.0		*	Quasi-complete separation of data points detected.				*	WARNING: Negative of Hessian not positive definite.			NE		Algorithm converged.	NE	NE	NE	0.0945	NE		Algorithm converged.	NE	NE
Immune system disorders		Female	230	46.5	0	0.0	229	46.0	1	0.4		*	Quasi-complete separation of data points detected.				*	WARNING: Negative of Hessian not positive definite.			0.00		Algorithm converged.	0.00	NE	0.9999		>999.99		Algorithm converged.	0.00	NE
Immune system disorders	Haemophagocytic lymphohistiocytosis	Male	265	53.5	0	0.0	269	54.0	0	0.0	NE			NE	NE	NE		NE	NE	NE	NE		NE	NE	NE	NE	NE	NE		NE	NE	NE
Immune system disorders	Haemophagocytic lymphohistiocytosis	Female	230	46.5	0	0.0	229	46.0	1	0.4		*	Quasi-complete separation of data points detected.				*	WARNING: Negative of Hessian not positive definite.			0.00		Algorithm converged.	0.00	NE	0.9999		>999.99		Algorithm converged.	0.00	NE
Immune system disorders	Hypogammaglobulinaemia	Male	265	53.5	1	0.4	269	54.0	0	0.0		*	Quasi-complete separation of data points detected.				*	WARNING: Negative of Hessian not positive definite.			NE		Algorithm converged.	NE	NE	NE	NE	NE		Algorithm converged.	NE	NE
Immune system disorders	Hypogammaglobulinaemia	Female	230	46.5	0	0.0	229	46.0	0	0.0	NE			NE	NE	NE		NE	NE	NE	NE		NE	NE	NE	NE		NE		NE	NE	NE
Infections and infestations		Male	265	53.5	39	14.7	269	54.0	33	12.3	1.23		Convergence criterion (GCONV=1E-8) satisfied.	0.75	2.03	0.024		Algorithm converged.	-0.033	0.082	1.20		Algorithm converged.	0.78	1.85	0.4082	0.9731	0.83		Algorithm converged.	0.54	1.28
Infections and infestations		Female	230	46.5	25	10.9	229	46.0	21	9.2	1.21		Convergence criterion (GCONV=1E-8) satisfied.	0.66	2.23	0.017		Algorithm converged.	-0.038	0.072	1.19		Algorithm converged.	0.68	2.06	0.5451		0.84		Algorithm converged.	0.49	1.46
Infections and infestations	Abdominal abscess	Male	265	53.5	1	0.4	269	54.0	0	0.0		*	Quasi-complete separation of data points detected.				*	WARNING: Negative of Hessian not positive definite.			NE		Algorithm converged.	NE	NE	NE	NE	NE		Algorithm converged.	NE	NE
Infections and infestations	Abdominal abscess	Female	230	46.5	0	0.0	229	46.0	0	0.0	NE			NE	NE	NE		NE	NE	NE	NE		NE	NE	NE	NE		NE		NE	NE	NE
Infections and infestations	Abdominal infection	Male	265	53.5	0	0.0	269	54.0	2	0.7		*	Quasi-complete separation of data points detected.				*	ERROR: The mean parameter is either invalid or at a limit of its range for some observations.			0.00		Algorithm converged.	0.00	NE	0.9999	NE	>999.99		Algorithm converged.	0.00	NE
Infections and infestations	Abdominal infection	Female	230	46.5	0	0.0	229	46.0	0	0.0	NE			NE	NE	NE		NE	NE	NE	NE		NE	NE	NE	NE		NE		NE	NE	NE
Infections and infestations	Abscess	Male	265	53.5	0	0.0	269	54.0	1	0.4		*	Quasi-complete separation of data points detected.				*	ERROR: The mean parameter is either invalid or at a limit of its range for some observations.			0.00		Algorithm converged.	0.00	NE	0.9999	NE	>999.99		Algorithm converged.	0.00	NE
Infections and infestations	Abscess	Female	230	46.5	0	0.0	229	46.0	0	0.0	NE			NE	NE	NE		NE	NE	NE	NE		NE	NE	NE	NE		NE		NE	NE	NE
Infections and infestations	Actinomycotic abdominal infection	Male	265	53.5	0	0.0	269	54.0	1	0.4		*	Quasi-complete separation of data points detected.				*	ERROR: The mean parameter is either invalid or at a limit of its range for some observations.			0.00		Algorithm converged.	0.00	NE	0.9999	NE	>999.99		Algorithm converged.	0.00	NE
Infections and infestations	Actinomycotic abdominal infection	Female	230	46.5	0	0.0	229	46.0	0	0.0	NE			NE	NE	NE		NE	NE	NE	NE		NE	NE	NE	NE		NE		NE	NE	NE
Infections and infestations	Appendicitis	Male	265	53.5	0	0.0	269	54.0	0	0.0	NE			NE	NE	NE		NE	NE	NE	NE		NE	NE	NE	NE	NE	NE		NE	NE	NE
Infections and infestations	Appendicitis	Female	230	46.5	1	0.4	229	46.0	0	0.0		*	Quasi-complete separation of data points detected.				*	WARNING: Negative of Hessian not positive definite.			NE		Algorithm converged.	NE	NE	NE		NE		Algorithm converged.	NE	NE
Infections and infestations	Aspergillus infection	Male	265	53.5	1	0.4	269	54.0	0	0.0		*	Quasi-complete separation of data points detected.				*	WARNING: Negative of Hessian not positive definite.			NE		Algorithm converged.	NE	NE	NE	NE	NE		Algorithm converged.	NE	NE
Infections and infestations	Aspergillus infection	Female	230	46.5	0	0.0	229	46.0	0	0.0	NE			NE	NE	NE		NE	NE	NE	NE		NE	NE	NE	NE		NE		NE	NE	NE
Infections and infestations	Atypical pneumonia	Male	265	53.5	0	0.0	269	54.0	1	0.4		*	Quasi-complete separation of data points detected.				*	ERROR: The mean parameter is either invalid or at a limit of its range for some observations.			0.00		Algorithm converged.	0.00	NE	0.9999	NE	>999.99		Algorithm converged.	0.00	NE
Infections and infestations	Atypical pneumonia	Female	230	46.5	0	0.0	229	46.0	0	0.0	NE			NE	NE	NE		NE	NE	NE	NE		NE	NE	NE	NE		NE		NE	NE	NE
Infections and infestations	Bacteraemia	Male	265	53.5	1	0.4	269	54.0	0	0.0		*	Quasi-complete separation of data points detected.				*	WARNING: Negative of Hessian not positive definite.			NE		Algorithm converged.	NE	NE	NE	0.4060	NE		Algorithm converged.	NE	NE
Infections and infestations	Bacteraemia	Female	230	46.5	2	0.9	229	46.0	1	0.4	2.00		Convergence criterion (GCONV=1E-8) satisfied.	0.18	22.21	0.004		Algorithm converged.	-0.010	0.019	1.99		Algorithm converged.	0.18	21.81	0.5727		0.50		Algorithm converged.	0.05	5.50
Infections and infestations	Bronchitis	Male	265	53.5	0	0.0	269	54.0	1	0.4		*	Quasi-complete separation of data points detected.				*	ERROR: The mean parameter is either invalid or at a limit of its range for some observations.			0.00		Algorithm converged.	0.00	NE	0.9999	NE	>999.99		Algorithm converged.	0.00	NE
Infections and infestations	Bronchitis	Female	230	46.5	0	0.0	229	46.0	0	0.0	NE			NE	NE	NE		NE	NE	NE	NE		NE	NE	NE	NE		NE		NE	NE	NE
Infections and infestations	Bronchitis bacterial	Male	265	53.5	1	0.4	269	54.0	0	0.0		*	Quasi-complete separation of data points detected.				*	WARNING: Negative of Hessian not positive definite.			NE		Algorithm converged.	NE	NE	NE	NE	NE		Algorithm converged.	NE	NE
Infections and infestations	Bronchitis bacterial	Female	230	46.5	0	0.0	229	46.0	0	0.0	NE			NE	NE	NE		NE	NE	NE	NE		NE	NE	NE	NE		NE		NE	NE	NE
Infections and infestations	Bronchopulmonary aspergillosis	Male	265	53.5	1	0.4	269	54.0	0	0.0		*	Quasi-complete separation of data points detected.				*	WARNING: Negative of Hessian not positive definite.			NE		Algorithm converged.	NE	NE	NE	NE	NE		Algorithm converged.	NE	NE
Infections and infestations	Bronchopulmonary aspergillosis	Female	230	46.5	0	0.0	229	46.0	0	0.0	NE			NE	NE	NE		NE	NE	NE	NE		NE	NE	NE	NE		NE		NE	NE	NE
Infections and infestations	Campylobacter gastroenteritis	Male	265	53.5	1	0.4	269	54.0	0	0.0		*	Quasi-complete separation of data points detected.				*	WARNING: Negative of Hessian not positive definite.			NE		Algorithm converged.	NE	NE	NE	NE	NE		Algorithm converged.	NE	NE
Infections and infestations	Campylobacter gastroenteritis	Female	230	46.5	0	0.0	229	46.0	0	0.0	NE			NE	NE	NE		NE	NE	NE	NE		NE	NE	NE	NE		NE		NE	NE	NE
Infections and infestations	Cellulitis	Male	265	53.5	2	0.8	269	54.0	1	0.4	2.04		Convergence criterion (GCONV=1E-8) satisfied.	0.18	22.61	0.004		Algorithm converged.	-0.009	0.017	2.03		Algorithm converged.	0.19	22.26	0.5622	0.4127	0.49		Algorithm converged.	0.04	5.40
Infections and infestations	Cellulitis	Female	230	46.5	1	0.4	229	46.0	0	0.0		*	Quasi-complete separation of data points detected.				*	WARNING: Negative of Hessian not positive definite.			NE		Algorithm converged.	NE	NE	NE		NE		Algorithm converged.	NE	NE
Infections and infestations	Clostridium difficile colitis	Male	265	53.5	1	0.4	269	54.0	0	0.0		*	Quasi-complete separation of data points detected.				*	WARNING: Negative of Hessian not positive definite.			NE		Algorithm converged.	NE	NE	NE	1.0000	NE		Algorithm converged.	NE	NE
Infections and infestations	Clostridium difficile colitis	Female	230	46.5	1	0.4	229	46.0	0	0.0		*	Quasi-complete separation of data points detected.				*	WARNING: Negative of Hessian not positive definite.			NE		Algorithm converged.	NE	NE	NE		NE		Algorithm converged.	NE	NE
Infections and infestations	Clostridium difficile infection	Male	265	53.5	1	0.4	269	54.0	0	0.0		*	Quasi-complete separation of data points detected.				*	WARNING: Negative of Hessian not positive definite.			NE		Algorithm converged.	NE	NE	NE	1.0000	NE		Algorithm converged.	NE	NE
Infections and infestations	Clostridium difficile infection	Female	230	46.5	1	0.4	229	46.0	0	0.0		*	Quasi-complete separation of data points detected.				*	WARNING: Negative of Hessian not positive definite.			NE		Algorithm converged.	NE	NE	NE		NE		Algorithm converged.	NE	NE
Infections and infestations	Coronavirus infection	Male	265	53.5	0	0.0	269	54.0	0	0.0	NE			NE	NE	NE		NE	NE	NE	NE		NE	NE	NE	NE	NE	NE		NE	NE	NE
Infections and infestations	Coronavirus infection	Female	230	46.5	0	0.0	229	46.0	1	0.4		*	Quasi-complete separation of data points detected.				*	WARNING: Negative of Hessian not positive definite.			0.00		Algorithm converged.	0.00	NE	0.9999		>999.99		Algorithm converged.	0.00	NE

Infections and infestations	Device related infection	Male	265	53.5	1	0.4	269	54.0	0	0.0		*	Quasi-complete separation of data points detected.				*	WARNING: Negative of Hessian not positive definite.			NE		Algorithm converged.	NE	NE	NE	0.4060	NE		Algorithm converged.	NE	NE
Infections and infestations	Device related infection	Female	230	46.5	2	0.9	229	46.0	1	0.4	2.00		Convergence criterion (GCONV=1E-8) satisfied.	0.18	22.21	0.004		Algorithm converged.	-0.010	0.019	1.99		Algorithm converged.	0.18	21.81	0.5727		0.50		Algorithm converged.	0.05	5.50
Infections and infestations	Device related sepsis	Male	265	53.5	0	0.0	269	54.0	0	0.0	NE			NE	NE	NE		NE	NE	NE	NE		NE	NE	NE	NE	NE	NE		NE	NE	NE
Infections and infestations	Device related sepsis	Female	230	46.5	1	0.4	229	46.0	0	0.0		*	Quasi-complete separation of data points detected.				*	WARNING: Negative of Hessian not positive definite.			NE		Algorithm converged.	NE	NE	NE		NE		Algorithm converged.	NE	NE
Infections and infestations	Diarrhoea infectious	Male	265	53.5	0	0.0	269	54.0	1	0.4		*	Quasi-complete separation of data points detected.				*	ERROR: The mean parameter is either invalid or at a limit of its range for some observations.			0.00		Algorithm converged.	0.00	NE	0.9999	NE	>999.99		Algorithm converged.	0.00	NE
Infections and infestations	Diarrhoea infectious	Female	230	46.5	0	0.0	229	46.0	0	0.0	NE			NE	NE	NE		NE	NE	NE	NE		NE	NE	NE	NE		NE		NE	NE	NE
Infections and infestations	Enterobacter infection	Male	265	53.5	0	0.0	269	54.0	1	0.4		*	Quasi-complete separation of data points detected.				*	ERROR: The mean parameter is either invalid or at a limit of its range for some observations.			0.00		Algorithm converged.	0.00	NE	0.9999	NE	>999.99		Algorithm converged.	0.00	NE
Infections and infestations	Enterobacter infection	Female	230	46.5	0	0.0	229	46.0	0	0.0	NE			NE	NE	NE		NE	NE	NE	NE		NE	NE	NE	NE		NE		NE	NE	NE
Infections and infestations	Enterocolitis infectious	Male	265	53.5	1	0.4	269	54.0	0	0.0		*	Quasi-complete separation of data points detected.				*	WARNING: Negative of Hessian not positive definite.			NE		Algorithm converged.	NE	NE	NE	NE	NE		Algorithm converged.	NE	NE
Infections and infestations	Enterocolitis infectious	Female	230	46.5	0	0.0	229	46.0	0	0.0	NE			NE	NE	NE		NE	NE	NE	NE		NE	NE	NE	NE		NE		NE	NE	NE
Infections and infestations	Erysipelas	Male	265	53.5	0	0.0	269	54.0	0	0.0	NE			NE	NE	NE		NE	NE	NE	NE		NE	NE	NE	NE	NE	NE		NE	NE	NE
Infections and infestations	Erysipelas	Female	230	46.5	1	0.4	229	46.0	0	0.0		*	Quasi-complete separation of data points detected.				*	WARNING: Negative of Hessian not positive definite.			NE		Algorithm converged.	NE	NE	NE		NE		Algorithm converged.	NE	NE
Infections and infestations	Escherichia sepsis	Male	265	53.5	0	0.0	269	54.0	1	0.4		*	Quasi-complete separation of data points detected.				*	ERROR: The mean parameter is either invalid or at a limit of its range for some observations.			0.00		Algorithm converged.	0.00	NE	0.9999	0.0968	>999.99		Algorithm converged.	0.00	NE
Infections and infestations	Escherichia sepsis	Female	230	46.5	1	0.4	229	46.0	0	0.0		*	Quasi-complete separation of data points detected.				*	WARNING: Negative of Hessian not positive definite.			NE		Algorithm converged.	NE	NE	NE		NE		Algorithm converged.	NE	NE
Infections and infestations	Fungal infection	Male	265	53.5	0	0.0	269	54.0	1	0.4		*	Quasi-complete separation of data points detected.				*	ERROR: The mean parameter is either invalid or at a limit of its range for some observations.			0.00		Algorithm converged.	0.00	NE	0.9999	NE	>999.99		Algorithm converged.	0.00	NE
Infections and infestations	Fungal infection	Female	230	46.5	0	0.0	229	46.0	0	0.0	NE			NE	NE	NE		NE	NE	NE	NE		NE	NE	NE	NE		NE		NE	NE	NE
Infections and infestations	Gastroenteritis viral	Male	265	53.5	0	0.0	269	54.0	0	0.0	NE			NE	NE	NE		NE	NE	NE	NE		NE	NE	NE	NE	NE	NE		NE	NE	NE
Infections and infestations	Gastroenteritis viral	Female	230	46.5	1	0.4	229	46.0	0	0.0		*	Quasi-complete separation of data points detected.				*	WARNING: Negative of Hessian not positive definite.			NE		Algorithm converged.	NE	NE	NE		NE		Algorithm converged.	NE	NE
Infections and infestations	Gastrointestinal infection	Male	265	53.5	0	0.0	269	54.0	0	0.0	NE			NE	NE	NE		NE	NE	NE	NE		NE	NE	NE	NE	NE	NE		NE	NE	NE
Infections and infestations	Gastrointestinal infection	Female	230	46.5	1	0.4	229	46.0	0	0.0		*	Quasi-complete separation of data points detected.				*	WARNING: Negative of Hessian not positive definite.			NE		Algorithm converged.	NE	NE	NE		NE		Algorithm converged.	NE	NE
Infections and infestations	Herpes simplex	Male	265	53.5	0	0.0	269	54.0	1	0.4		*	Quasi-complete separation of data points detected.				*	ERROR: The mean parameter is either invalid or at a limit of its range for some observations.			0.00		Algorithm converged.	0.00	NE	0.9999	NE	>999.99		Algorithm converged.	0.00	NE
Infections and infestations	Herpes simplex	Female	230	46.5	0	0.0	229	46.0	0	0.0	NE			NE	NE	NE		NE	NE	NE	NE		NE	NE	NE	NE		NE		NE	NE	NE
Infections and infestations	Herpes zoster	Male	265	53.5	0	0.0	269	54.0	1	0.4		*	Quasi-complete separation of data points detected.				*	ERROR: The mean parameter is either invalid or at a limit of its range for some observations.			0.00		Algorithm converged.	0.00	NE	0.9999	1.0000	>999.99		Algorithm converged.	0.00	NE
Infections and infestations	Herpes zoster	Female	230	46.5	0	0.0	229	46.0	1	0.4		*	Quasi-complete separation of data points detected.				*	WARNING: Negative of Hessian not positive definite.			0.00		Algorithm converged.	0.00	NE	0.9999		>999.99		Algorithm converged.	0.00	NE
Infections and infestations	Infection	Male	265	53.5	3	1.1	269	54.0	1	0.4	3.07		Convergence criterion (GCONV=1E-8) satisfied.	0.32	29.68	0.008		Algorithm converged.	-0.007	0.022	3.05		Algorithm converged.	0.32	29.09	0.3335	0.3436	0.33		Algorithm converged.	0.03	3.14
Infections and infestations	Infection	Female	230	46.5	2	0.9	229	46.0	0	0.0		*	Quasi-complete separation of data points detected.				*	WARNING: Negative of Hessian not positive definite.			NE		Algorithm converged.	NE	NE	NE		NE		Algorithm converged.	NE	NE
Infections and infestations	Influenza	Male	265	53.5	2	0.8	269	54.0	0	0.0		*	Quasi-complete separation of data points detected.				*	WARNING: Negative of Hessian not positive definite.			NE		Algorithm converged.	NE	NE	NE	NE	NE		Algorithm converged.	NE	NE
Infections and infestations	Influenza	Female	230	46.5	0	0.0	229	46.0	0	0.0	NE			NE	NE	NE		NE	NE	NE	NE		NE	NE	NE	NE		NE		NE	NE	NE
Infections and infestations	Intervertebral discitis	Male	265	53.5	0	0.0	269	54.0	0	0.0	NE			NE	NE	NE		NE	NE	NE	NE		NE	NE	NE	NE	NE	NE		NE	NE	NE
Infections and infestations	Intervertebral discitis	Female	230	46.5	0	0.0	229	46.0	1	0.4		*	Quasi-complete separation of data points detected.				*	WARNING: Negative of Hessian not positive definite.			0.00		Algorithm converged.	0.00	NE	0.9999		>999.99		Algorithm converged.	0.00	NE
Infections and infestations	Mediastinitis	Male	265	53.5	0	0.0	269	54.0	0	0.0	NE			NE	NE	NE		NE	NE	NE	NE		NE	NE	NE	NE	NE	NE		NE	NE	NE
Infections and infestations	Mediastinitis	Female	230	46.5	1	0.4	229	46.0	0	0.0		*	Quasi-complete separation of data points detected.				*	WARNING: Negative of Hessian not positive definite.			NE		Algorithm converged.	NE	NE	NE		NE		Algorithm converged.	NE	NE
Infections and infestations	Nail infection	Male	265	53.5	1	0.4	269	54.0	0	0.0		*	Quasi-complete separation of data points detected.				*	WARNING: Negative of Hessian not positive definite.			NE		Algorithm converged.	NE	NE	NE	NE	NE		Algorithm converged.	NE	NE
Infections and infestations	Nail infection	Female	230	46.5	0	0.0	229	46.0	0	0.0	NE			NE	NE	NE		NE	NE	NE	NE		NE	NE	NE	NE		NE		NE	NE	NE
Infections and infestations	Neutropenic sepsis	Male	265	53.5	1	0.4	269	54.0	0	0.0		*	Quasi-complete separation of data points detected.				*	WARNING: Negative of Hessian not positive definite.			NE		Algorithm converged.	NE	NE	NE	0.0945	NE		Algorithm converged.	NE	NE
Infections and infestations	Neutropenic sepsis	Female	230	46.5	0	0.0	229	46.0	1	0.4		*	Quasi-complete separation of data points detected.				*	WARNING: Negative of Hessian not positive definite.			0.00		Algorithm converged.	0.00	NE	0.9999		>999.99		Algorithm converged.	0.00	NE
Infections and infestations	Oral herpes	Male	265	53.5	1	0.4	269	54.0	0	0.0		*	Quasi-complete separation of data points detected.				*	WARNING: Negative of Hessian not positive definite.			NE		Algorithm converged.	NE	NE	NE	NE	NE		Algorithm converged.	NE	NE
Infections and infestations	Oral herpes	Female	230	46.5	0	0.0	229	46.0	0	0.0	NE			NE	NE	NE		NE	NE	NE	NE		NE	NE	NE	NE		NE		NE	NE	NE
Infections and infestations	Papilloma viral infection	Male	265	53.5	0	0.0	269	54.0	0	0.0	NE			NE	NE	NE		NE	NE	NE	NE		NE	NE	NE	NE	NE	NE		NE	NE	NE
Infections and infestations	Papilloma viral infection	Female	230	46.5	1	0.4	229	46.0	0	0.0		*	Quasi-complete separation of data points detected.				*	WARNING: Negative of Hessian not positive definite.			NE		Algorithm converged.	NE	NE	NE		NE		Algorithm converged.	NE	NE
Infections and infestations	Peritonitis	Male	265	53.5	0	0.0	269	54.0	0	0.0	NE			NE	NE	NE		NE	NE	NE	NE		NE	NE	NE	NE	NE	NE		NE	NE	NE
Infections and infestations	Peritonitis	Female	230	46.5	0	0.0	229	46.0	1	0.4		*	Quasi-complete separation of data points detected.				*	WARNING: Negative of Hessian not positive definite.			0.00		Algorithm converged.	0.00	NE	0.9999		>999.99		Algorithm converged.	0.00	NE
Infections and infestations	Pneumocystis jirovecii pneumonia	Male	265	53.5	2	0.8	269	54.0	1	0.4	2.04		Convergence criterion (GCONV=1E-8) satisfied.	0.18	22.61	0.004		Algorithm converged.	-0.009	0.017	2.03		Algorithm converged.	0.19	22.26	0.5622	1.0000	0.49		Algorithm converged.	0.04	5.40
Infections and infestations	Pneumocystis jirovecii pneumonia	Female	230	46.5	0	0.0	229	46.0	0	0.0	NE			NE	NE	NE		NE	NE	NE	NE		NE	NE	NE	NE		NE		NE	NE	NE
Infections and infestations	Pneumonia	Male	265	53.5	15	5.7	269	54.0	14	5.2	1.09		Convergence criterion (GCONV=1E-8) satisfied.	0.52	2.31	0.005		Algorithm converged.	-0.034	0.043	1.09		Algorithm converged.	0.54	2.21	0.8163	0.5311	0.92		Algorithm converged.	0.45	1.87
Infections and infestations	Pneumonia	Female	230	46.5	5	2.2	229	46.0	7	3.1	0.70		Convergence criterion (GCONV=1E-8) satisfied.	0.22	2.25	-0.009		Algorithm converged.	-0.038	0.020	0.71		Algorithm converged.	0.23	2.21	0.5554		1.41		Algorithm converged.	0.45	4.37
Infections and infestations	Pneumonia bacterial	Male	265	53.5	0	0.0	269	54.0	0	0.0	NE			NE	NE	NE		NE	NE	NE	NE		NE	NE	NE	NE	NE	NE		NE	NE	NE
Infections and infestations	Pneumonia bacterial	Female	230	46.5	1	0.4	229	46.0	0	0.0		*	Quasi-complete separation of data points detected.				*	WARNING: Negative of Hessian not positive definite.			NE		Algorithm converged.	NE	NE	NE		NE		Algorithm converged.	NE	NE
Infections and infestations	Pneumonia klebsiella	Male	265	53.5	0	0.0	269	54.0	0	0.0	NE			NE	NE	NE		NE	NE	NE	NE		NE	NE	NE	NE	NE	NE		NE	NE	NE
Infections and infestations	Pneumonia klebsiella	Female	230	46.5	0	0.0	229	46.0	1	0.4		*	Quasi-complete separation of data points detected.				*	WARNING: Negative of Hessian not positive definite.			0.00		Algorithm converged.	0.00	NE	0.9999		>999.99		Algorithm converged.	0.00	NE
Infections and infestations	Pneumonia pneumococcal	Male	265	53.5	1	0.4	269	54.0	0	0.0		*	Quasi-complete separation of data points detected.				*	WARNING: Negative of Hessian not positive definite.			NE		Algorithm converged.	NE	NE	NE	NE	NE		Algorithm converged.	NE	NE
Infections and infestations	Pneumonia pneumococcal	Female	230	46.5	0	0.0	229	46.0	0	0.0	NE			NE	NE	NE		NE	NE	NE	NE		NE	NE	NE	NE		NE		NE	NE	NE
Infections and infestations	Pneumonia viral	Male	265	53.5	0	0.0	269	54.0	0	0.0	NE			NE	NE	NE		NE	NE	NE	NE		NE	NE	NE	NE	NE	NE		NE	NE	NE
Infections and infestations	Pneumonia viral	Female	230	46.5	1	0.4	229	46.0	0	0.0		*	Quasi-complete separation of data points detected.				*	WARNING: Negative of Hessian not positive definite.			NE		Algorithm converged.	NE	NE	NE		NE		Algorithm converged.	NE	NE
Infections and infestations	Rectal abscess	Male	265	53.5	1	0.4	269	54.0	0	0.0		*	Quasi-complete separation of data points detected.				*	WARNING: Negative of Hessian not positive definite.			NE		Algorithm converged.	NE	NE	NE	NE	NE		Algorithm converged.	NE	NE
Infections and infestations	Rectal abscess	Female	230	46.5	0	0.0	229	46.0	0	0.0	NE			NE	NE	NE		NE	NE	NE	NE		NE	NE	NE	NE		NE		NE	NE	NE
Infections and infestations	Respiratory tract infection	Male	265	53.5	1	0.4	269	54.0	0	0.0		*	Quasi-complete separation of data points detected.				*	WARNING: Negative of Hessian not positive definite.			NE		Algorithm converged.	NE	NE	NE	1.0000	NE		Algorithm converged.	NE	NE
Infections and infestations	Respiratory tract infection	Female	230	46.5	1	0.4	229	46.0	0	0.0		*	Quasi-complete separation of data points detected.				*	WARNING: Negative of Hessian not positive definite.			NE		Algorithm converged.	NE	NE	NE		NE		Algorithm converged.	NE	NE
Infections and infestations	Scrotal infection	Male	265	53.5	0	0.0	269	54.0	1	0.4		*	Quasi-complete separation of data points detected.				*	ERROR: The mean parameter is either invalid or at a limit of its range for some observations.			0.00		Algorithm converged.	0.00	NE	0.9999	NE	>999.99		Algorithm converged.	0.00	NE
Infections and infestations	Scrotal infection	Female	230	46.5	0	0.0	229	46.0	0	0.0	NE			NE	NE	NE		NE	NE	NE	NE		NE	NE	NE	NE		NE		NE	NE	NE
Infections and infestations	Sepsis	Male	265	53.5	1	0.4	269	54.0	2	0.7	0.51		Convergence criterion (GCONV=1E-8) satisfied.	0.05	5.61	-0.004		Algorithm converged.	-0.016	0.009	0.51		Algorithm converged.	0.05	5.56	0.5788	0.4683	1.97		Algorithm converged.	0.18	21.60
Infections and infestations	Sepsis	Female	230	46.5	3	1.3	229	46.0	2	0.9	1.50		Convergence criterion (GCONV=1E-8) satisfied.	0.25	9.06	0.004		Algorithm converged.	-0.015	0.023	1.49		Algorithm converged.	0.25	8.85	0.6587		0.67		Algorithm converged.	0.11	3.97
Infections and infestations	Septic shock	Male	265	53.5	0	0.0	269	54.0	1	0.4		*	Quasi-complete separation of data points detected.				*	ERROR: The mean parameter is either invalid or at a limit of its range for some observations.			0.00		Algorithm converged.	0.00	NE	0.9999	1.0000	>999.99		Algorithm converged.	0.00	NE
Infections and infestations	Septic shock	Female	230	46.5	0	0.0	229	46.0	2	0.9		*	Quasi-complete separation of data points detected.				*	WARNING: Negative of Hessian not positive definite.			0.00		Algorithm converged.	0.00	NE	0.9999		>999.99		Algorithm converged.	0.00	NE
Infections and infestations	Skin infection	Male	265	53.5	1	0.4	269	54.0	0	0.0		*	Quasi-complete separation of data points detected.				*	WARNING: Negative of Hessian not positive definite.			NE		Algorithm converged.	NE	NE	NE	0.0945	NE		Algorithm converged.	NE	NE
Infections and infestations	Skin infection	Female	230	46.5	0	0.0	229	46.0	1	0.4		*	Quasi-complete separation of data points detected.				*	WARNING: Negative of Hessian not positive definite.			0.00		Algorithm converged.	0.00	NE	0.9999		>999.99		Algorithm converged.	0.00	NE
Infections and infestations	Staphylococcal infection	Male	265	53.5	0	0.0	269	54.0	2	0.7		*	Quasi-complete separation of data points detected.				*	ERROR: The mean parameter is either invalid or at a limit of its range for some observations.			0.00		Algorithm converged.	0.00	NE	0.9999	NE	>999.99		Algorithm converged.	0.00	NE
Infections and infestations	Staphylococcal infection	Female	230	46.5	0	0.0	229	46.0	0	0.0	NE			NE	NE	NE		NE	NE	NE	NE		NE	NE	NE	NE		NE		NE	NE	NE
Infections and infestations	Staphylococcal sepsis	Male	265	53.5	0	0.0	269	54.0	0	0.0	NE			NE	NE	NE		NE	NE	NE	NE		NE	NE	NE	NE	NE	NE		NE	NE	NE
Infections and infestations	Staphylococcal sepsis	Female	230	46.5	1	0.4	229	46.0	0	0.0		*	Quasi-complete separation of data points detected.				*	WARNING: Negative of Hessian not positive definite.			NE		Algorithm converged.	NE	NE	NE		NE		Algorithm converged.	NE	NE
Infections and infestations	Tracheitis	Male	265	53.5	0	0.0	269	54.0	0	0.0	NE			NE	NE	NE		NE	NE	NE	NE		NE	NE	NE	NE	NE	NE		NE	NE	NE
Infections and infestations	Tracheitis	Female	230	46.5	0	0.0	229	46.0	1	0.4		*	Quasi-complete separation of data points detected.				*	WARNING: Negative of Hessian not positive definite.			0.00		Algorithm converged.	0.00	NE	0.9999		>999.99		Algorithm converged.	0.00	NE
Infections and infestations	Tracheobronchitis	Male	265	53.5	0	0.0	269	54.0	0	0.0	NE			NE	NE	NE		NE	NE	NE	NE		NE	NE	NE	NE	NE	NE		NE	NE	NE
Infections and infestations	Tracheobronchitis	Female	230	46.5	1	0.4	229	46.0	0	0.0		*	Quasi-complete separation of data points detected.				*	WARNING: Negative of Hessian not positive definite.			NE		Algorithm converged.	NE	NE	NE		NE		Algorithm converged.	NE	NE
Infections and infestations	Tuberculosis	Male	265	53.5	0	0.0	269	54.0	1	0.4		*	Quasi-complete separation of data points detected.				*	ERROR: The mean parameter is either invalid or at a limit of its range for some observations.			0.00		Algorithm converged.	0.00	NE	0.9999	NE	>999.99		Algorithm converged.	0.00	NE
Infections and infestations	Tuberculosis	Female	230	46.5	0	0.0	229	46.0	0	0.0	NE			NE	NE	NE		NE	NE	NE	NE		NE	NE	NE	NE		NE		NE	NE	NE
Infections and infestations	Upper respiratory tract infection	Male	265	53.5	2	0.8	269	54.0	2	0.7	1.02		Convergence criterion (GCONV=1E-8) satisfied.	0.14	7.26	0.000		Algorithm converged.	-0.015	0.015	1.02		Algorithm converged.	0.14	7.15	0.9880	0.2727	0.99		Algorithm converged.	0.14	6.94
Infections and infestations	Upper respiratory tract infection	Female	230	46.5	0	0.0	229	46.0	1	0.4		*	Quasi-complete separation of data points detected.				*	WARNING: Negative of Hessian not positive definite.			0.00		Algorithm converged.	0.00	NE	0.9999		>999.99		Algorithm converged.	0.00	NE
Infections and infestations	Urinary tract infection	Male	265	53.5	7	2.6	269	54.0	2	0.7	3.62		Convergence criterion (GCONV=1E-8) satisfied.	0.75	17.59	0.019		Algorithm converged.	-0.003	0.041	3.55		Algorithm converged.	0.74	16.95	0.1117	0.0772	0.28		Algorithm converged.	0.06	1.34
Infections and infestations	Urinary tract infection	Female	230	46.5	2	0.9	229	46.0	4	1.7	0.49		Convergence criterion (GCONV=1E-8) satisfied.	0.09	2.72	-0.009		Algorithm converged.	-0.030	0.012	0.50		Algorithm converged.	0.09	2.69	0.4179		2.01		Algorithm converged.	0.37	10.86
Infections and infestations	Viral infection	Male	265	53.5	1	0.4	269	54.0	0	0.0		*	Quasi-complete separation of data points detected.				*	WARNING: Negative of Hessian not positive definite.			NE		Algorithm converged.	NE	NE	NE	NE	NE		Algorithm converged.	NE	NE
Infections and infestations	Viral infection	Female	230	46.5	0	0.0	229	46.0	0	0.0	NE			NE	NE	NE		NE	NE	NE	NE		NE	NE	NE	NE		NE		NE	NE	NE
Infections and infestations	Wound infection bacterial	Male	265	53.5	0	0.0	269	54.0	1	0.4		*	Quasi-complete separation of data points detected.				*	ERROR: The mean parameter is either invalid or at a limit of its range for some observations.			0.00		Algorithm converged.	0.00	NE	0.9999	NE	>999.99		Algorithm converged.	0.00	NE
Infections and infestations	Wound infection bacterial	Female	230	46.5	0	0.0	229	46.0	0	0.0	NE			NE	NE	NE		NE	NE	NE	NE		NE	NE	NE	NE		NE		NE	NE	NE
Injury, poisoning and procedural complications		Male	265	53.5	3	1.1	269	54.0	3	1.1	1.02		Convergence criterion (GCONV=1E-8) satisfied.	0.20	5.08	0.000		Algorithm converged.	-0.018	0.018	1.02		Algorithm converged.	0.21	4.98	0.9853	0.6410	0.99		Algorithm converged.	0.20	4.84
Injury, poisoning and procedural complications		Female	230	46.5	2	0.9	229	46.0	1	0.4	2.00		Convergence criterion (GCONV=1E-8) satisfied.	0.18	22.21	0.004		Algorithm converged.	-0.010	0.019	1.99		Algorithm converged.	0.18	21.81	0.5727		0.50		Algorithm converged.	0.05	5.50
Injury, poisoning and procedural complications	Compression fracture	Male	265	53.5	0	0.0	269	54.0	0	0.0	NE			NE	NE	NE		NE	NE	NE	NE		NE	NE	NE	NE	NE	NE		NE	NE	NE
Injury, poisoning and procedural complications	Compression fracture	Female	230	46.5	1	0.4	229	46.0	0	0.0		*	Quasi-complete separation of data points detected.				*	WARNING: Negative of Hessian not positive definite.			NE		Algorithm converged.	NE	NE	NE		NE		Algorithm converged.	NE	NE
Injury, poisoning and procedural complications	Hip fracture	Male	265	53.5	0	0.0	269	54.0	1	0.4		*	Quasi-complete separation of data points detected.				*	ERROR: The mean parameter is either invalid or at a limit of its range for some observations.			0.00		Algorithm converged.	0.00	NE	0.9999	0.3089	>999.99		Algorithm converged.	0.00	NE
Injury, poisoning and procedural complications	Hip fracture	Female	230	46.5	1	0.4	229	46.0	1	0.4	1.00		Convergence criterion (GCONV=1E-8) satisfied.	0.06	16.01	0.000		Algorithm converged.	-0.012	0.012	1.00		Algorithm converged.	0.06	15.82	0.9975		1.00		Algorithm converged.	0.06	15.96
Injury, poisoning and procedural complications	Infusion related reaction	Male	265	53.5	0	0.0	269	54.0	1	0.4		*	Quasi-complete separation of data points detected.				*	ERROR: The mean parameter is either invalid or at a limit of its range for some observations.			0.00		Algorithm converged.	0.00	NE	0.9999	NE	>999.99		Algorithm converged.	0.00	NE
Injury, poisoning and procedural complications	Infusion related reaction	Female	230	46.5	0	0.0	229	46.0	0	0.0	NE			NE	NE	NE		NE	NE	NE	NE		NE	NE	NE	NE		NE		NE	NE	NE
Injury, poisoning and procedural complications	Injury	Male	265	53.5	1	0.4	269	54.0	0	0.0		*	Quasi-complete separation of data points detected.				*	WARNING: Negative of Hessian not positive definite.			NE		Algorithm converged.	NE	NE	NE	NE	NE		Algorithm converged.	NE	NE
Injury, poisoning and procedural complications	Injury	Female	230	46.5	0	0.0	229	46.0	0	0.0	NE			NE	NE	NE		NE	NE	NE	NE		NE	NE	NE	NE		NE		NE	NE	NE
Injury, poisoning and procedural complications	Lumbar vertebral fracture	Male	265	53.5	0	0.0	269	54.0	1	0.4		*	Quasi-complete separation of data points detected.				*	ERROR: The mean parameter is either invalid or at a limit of its range for some observations.			0.00		Algorithm converged.	0.00	NE	0.9999	NE	>999.99		Algorithm converged.	0.00	NE
Injury, poisoning and procedural complications	Lumbar vertebral fracture	Female	230	46.5	0	0.0	229	46.0	0	0.0	NE			NE	NE	NE		NE	NE	NE	NE		NE	NE	NE	NE		NE		NE	NE	NE
Injury, poisoning and procedural complications	Peroneal nerve injury	Male	265	53.5	1	0.4	269	54.0	0	0.0		*	Quasi-complete separation of data points detected.				*	WARNING: Negative of Hessian not positive definite.			NE		Algorithm converged.	NE	NE	NE	NE	NE		Algorithm converged.	NE	NE
Injury, poisoning and procedural complications	Peroneal nerve injury	Female	230	46.5	0	0.0	229	46.0	0	0.0	NE			NE	NE	NE		NE	NE	NE	NE		NE	NE	NE	NE		NE		NE	NE	NE
Injury, poisoning and procedural complications	Post lumbar puncture syndrome	Male	265	53.5	1	0.4	269	54.0	0	0.0		*	Quasi-complete separation of data points detected.				*	WARNING: Negative of Hessian not positive definite.			NE		Algorithm converged.	NE	NE	NE	NE	NE		Algorithm converged.	NE	NE
Injury, poisoning and procedural complications	Post lumbar puncture syndrome	Female	230	46.5	0	0.0	229	46.0	0	0.0	NE			NE	NE	NE		NE	NE	NE	NE		NE	NE	NE	NE		NE		NE	NE	NE
Injury, poisoning and procedural complications	Skull fracture	Male	265	53.5	1	0.4	269	54.0	0	0.0		*	Quasi-complete separation of data points detected.				*	WARNING: Negative of Hessian not positive definite.			NE		Algorithm converged.	NE	NE	NE	NE	NE		Algorithm converged.	NE	NE
Injury, poisoning and procedural complications	Skull fracture	Female	230	46.5	0	0.0	229	46.0	0	0.0	NE			NE	NE	NE		NE	NE	NE	NE		NE	NE	NE	NE		NE		NE	NE	NE
Injury, poisoning and procedural complications	Thoracic vertebral fracture	Male	265	53.5	0	0.0	269	54.0	1	0.4		*	Quasi-complete separation of data points detected.				*	ERROR: The mean parameter is either invalid or at a limit of its range for some observations.			0.00		Algorithm converged.	0.00	NE	0.9999	NE	>999.99		Algorithm converged.	0.00	NE
Injury, poisoning and procedural complications	Thoracic vertebral fracture	Female	230	46.5	0	0.0	229	46.0	0	0.0	NE			NE	NE	NE		NE	NE	NE	NE		NE	NE	NE	NE		NE		NE	NE	NE

Investigations		Male	265	53.5	15	5.7	269	54.0	15	5.6	1.02		Convergence criterion (GCONV=1E-8) satisfied.	0.49	2.12	0.001		Algorithm converged.	-0.038	0.040	1.02		Algorithm converged.	0.51	2.03	0.9663	0.3909	0.99		Algorithm converged.	0.49	1.97
Investigations		Female	230	46.5	23	10.0	229	46.0	15	6.6	1.59		Convergence criterion (GCONV=1E-8) satisfied.	0.80	3.12	0.034		Algorithm converged.	-0.016	0.085	1.53		Algorithm converged.	0.82	2.85	0.1840		0.66		Algorithm converged.	0.35	1.22
Investigations	Alanine aminotransferase increased	Male	265	53.5	1	0.4	269	54.0	0	0.0		*	Quasi-complete separation of data points detected.				*	WARNING: Negative of Hessian not positive definite.			NE		Algorithm converged.	NE	NE	NE	0.4060	NE		Algorithm converged.	NE	NE
Investigations	Alanine aminotransferase increased	Female	230	46.5	2	0.9	229	46.0	1	0.4	2.00		Convergence criterion (GCONV=1E-8) satisfied.	0.18	22.21	0.004		Algorithm converged.	-0.010	0.019	1.99		Algorithm converged.	0.18	21.81	0.5727		0.50		Algorithm converged.	0.05	5.50
Investigations	Amylase increased	Male	265	53.5	0	0.0	269	54.0	1	0.4		*	Quasi-complete separation of data points detected.				*	ERROR: The mean parameter is either invalid or at a limit of its range for some observations.			0.00		Algorithm converged.	0.00	NE	0.9999	1.0000	>999.99		Algorithm converged.	0.00	NE
Investigations	Amylase increased	Female	230	46.5	0	0.0	229	46.0	1	0.4		*	Quasi-complete separation of data points detected.				*	WARNING: Negative of Hessian not positive definite.			0.00		Algorithm converged.	0.00	NE	0.9999		>999.99		Algorithm converged.	0.00	NE
Investigations	Aspartate aminotransferase increased	Male	265	53.5	1	0.4	269	54.0	0	0.0		*	Quasi-complete separation of data points detected.				*	WARNING: Negative of Hessian not positive definite.			NE		Algorithm converged.	NE	NE	NE	NE	NE		Algorithm converged.	NE	NE
Investigations	Aspartate aminotransferase increased	Female	230	46.5	0	0.0	229	46.0	0	0.0	NE			NE	NE	NE		NE	NE	NE	NE		NE	NE	NE	NE		NE		NE	NE	NE
Investigations	Blood alkaline phosphatase	Male	265	53.5	0	0.0	269	54.0	0	0.0	NE			NE	NE	NE		NE	NE	NE	NE		NE	NE	NE	NE	NE	NE		NE	NE	NE
Investigations	Blood alkaline phosphatase	Female	230	46.5	1	0.4	229	46.0	0	0.0		*	Quasi-complete separation of data points detected.				*	WARNING: Negative of Hessian not positive definite.			NE		Algorithm converged.	NE	NE	NE		NE		Algorithm converged.	NE	NE
Investigations	Blood creatinine increased	Male	265	53.5	0	0.0	269	54.0	1	0.4		*	Quasi-complete separation of data points detected.				*	ERROR: The mean parameter is either invalid or at a limit of its range for some observations.			0.00		Algorithm converged.	0.00	NE	0.9999	NE	>999.99		Algorithm converged.	0.00	NE
Investigations	Blood creatinine increased	Female	230	46.5	0	0.0	229	46.0	0	0.0	NE			NE	NE	NE		NE	NE	NE	NE		NE	NE	NE	NE		NE		NE	NE	NE
Investigations	Blood culture positive	Male	265	53.5	0	0.0	269	54.0	1	0.4		*	Quasi-complete separation of data points detected.				*	ERROR: The mean parameter is either invalid or at a limit of its range for some observations.			0.00		Algorithm converged.	0.00	NE	0.9999	NE	>999.99		Algorithm converged.	0.00	NE
Investigations	Blood culture positive	Female	230	46.5	0	0.0	229	46.0	0	0.0	NE			NE	NE	NE		NE	NE	NE	NE		NE	NE	NE	NE		NE		NE	NE	NE
Investigations	Blood glucose increased	Male	265	53.5	1	0.4	269	54.0	0	0.0		*	Quasi-complete separation of data points detected.				*	WARNING: Negative of Hessian not positive definite.			NE		Algorithm converged.	NE	NE	NE	NE	NE		Algorithm converged.	NE	NE
Investigations	Blood glucose increased	Female	230	46.5	0	0.0	229	46.0	0	0.0	NE			NE	NE	NE		NE	NE	NE	NE		NE	NE	NE	NE		NE		NE	NE	NE
Investigations	Blood triglycerides increased	Male	265	53.5	0	0.0	269	54.0	1	0.4		*	Quasi-complete separation of data points detected.				*	ERROR: The mean parameter is either invalid or at a limit of its range for some observations.			0.00		Algorithm converged.	0.00	NE	0.9999	NE	>999.99		Algorithm converged.	0.00	NE
Investigations	Blood triglycerides increased	Female	230	46.5	0	0.0	229	46.0	0	0.0	NE			NE	NE	NE		NE	NE	NE	NE		NE	NE	NE	NE		NE		NE	NE	NE
Investigations	C-reactive protein increased	Male	265	53.5	1	0.4	269	54.0	0	0.0		*	Quasi-complete separation of data points detected.				*	WARNING: Negative of Hessian not positive definite.			NE		Algorithm converged.	NE	NE	NE	NE	NE		Algorithm converged.	NE	NE
Investigations	C-reactive protein increased	Female	230	46.5	0	0.0	229	46.0	0	0.0	NE			NE	NE	NE		NE	NE	NE	NE		NE	NE	NE	NE		NE		NE	NE	NE
Investigations	Coronavirus test positive	Male	265	53.5	1	0.4	269	54.0	0	0.0		*	Quasi-complete separation of data points detected.				*	WARNING: Negative of Hessian not positive definite.			NE		Algorithm converged.	NE	NE	NE	NE	NE		Algorithm converged.	NE	NE
Investigations	Coronavirus test positive	Female	230	46.5	0	0.0	229	46.0	0	0.0	NE			NE	NE	NE		NE	NE	NE	NE		NE	NE	NE	NE		NE		NE	NE	NE
Investigations	Ejection fraction decreased	Male	265	53.5	1	0.4	269	54.0	0	0.0		*	Quasi-complete separation of data points detected.				*	WARNING: Negative of Hessian not positive definite.			NE		Algorithm converged.	NE	NE	NE	0.0945	NE		Algorithm converged.	NE	NE
Investigations	Ejection fraction decreased	Female	230	46.5	0	0.0	229	46.0	1	0.4		*	Quasi-complete separation of data points detected.				*	WARNING: Negative of Hessian not positive definite.			0.00		Algorithm converged.	0.00	NE	0.9999		>999.99		Algorithm converged.	0.00	NE
Investigations	Gamma-glutamyltransferase increased	Male	265	53.5	1	0.4	269	54.0	0	0.0		*	Quasi-complete separation of data points detected.				*	WARNING: Negative of Hessian not positive definite.			NE		Algorithm converged.	NE	NE	NE	0.2043	NE		Algorithm converged.	NE	NE
Investigations	Gamma-glutamyltransferase increased	Female	230	46.5	2	0.9	229	46.0	3	1.3	0.66		Convergence criterion (GCONV=1E-8) satisfied.	0.11	3.99	-0.004		Algorithm converged.	-0.023	0.015	0.66		Algorithm converged.	0.11	3.94	0.6518		1.51		Algorithm converged.	0.25	8.93
Investigations	Lipase increased	Male	265	53.5	1	0.4	269	54.0	1	0.4	1.02		Convergence criterion (GCONV=1E-8) satisfied.	0.06	16.31	0.000		Algorithm converged.	-0.010	0.010	1.02		Algorithm converged.	0.06	16.14	0.9915	0.9923	0.99		Algorithm converged.	0.06	15.67
Investigations	Lipase increased	Female	230	46.5	1	0.4	229	46.0	1	0.4	1.00		Convergence criterion (GCONV=1E-8) satisfied.	0.06	16.01	0.000		Algorithm converged.	-0.012	0.012	1.00		Algorithm converged.	0.06	15.82	0.9975		1.00		Algorithm converged.	0.06	15.96
Investigations	Liver function test increased	Male	265	53.5	1	0.4	269	54.0	0	0.0		*	Quasi-complete separation of data points detected.				*	WARNING: Negative of Hessian not positive definite.			NE		Algorithm converged.	NE	NE	NE	NE	NE		Algorithm converged.	NE	NE
Investigations	Liver function test increased	Female	230	46.5	0	0.0	229	46.0	0	0.0	NE			NE	NE	NE		NE	NE	NE	NE		NE	NE	NE	NE		NE		NE	NE	NE
Investigations	Lymphocyte count decreased	Male	265	53.5	5	1.9	269	54.0	4	1.5	1.27		Convergence criterion (GCONV=1E-8) satisfied.	0.34	4.80	0.004		Algorithm converged.	-0.018	0.026	1.27		Algorithm converged.	0.34	4.67	0.7204	0.5215	0.79		Algorithm converged.	0.21	2.90
Investigations	Lymphocyte count decreased	Female	230	46.5	11	4.8	229	46.0	5	2.2	2.25		Convergence criterion (GCONV=1E-8) satisfied.	0.77	6.58	0.026		Algorithm converged.	-0.007	0.059	2.19		Algorithm converged.	0.77	6.20	0.1399		0.46		Algorithm converged.	0.16	1.29
Investigations	Neutrophil count decreased	Male	265	53.5	4	1.5	269	54.0	6	2.2	0.67		Convergence criterion (GCONV=1E-8) satisfied.	0.19	2.41	-0.007		Algorithm converged.	-0.030	0.016	0.68		Algorithm converged.	0.19	2.37	0.5416	0.5190	1.48		Algorithm converged.	0.42	5.18
Investigations	Neutrophil count decreased	Female	230	46.5	7	3.0	229	46.0	6	2.6	1.17		Convergence criterion (GCONV=1E-8) satisfied.	0.39	3.53	0.004		Algorithm converged.	-0.026	0.035	1.16		Algorithm converged.	0.40	3.40	0.7848		0.86		Algorithm converged.	0.29	2.52
Investigations	Oxygen saturation decreased	Male	265	53.5	0	0.0	269	54.0	1	0.4		*	Quasi-complete separation of data points detected.				*	ERROR: The mean parameter is either invalid or at a limit of its range for some observations.			0.00		Algorithm converged.	0.00	NE	0.9999	NE	>999.99		Algorithm converged.	0.00	NE
Investigations	Oxygen saturation decreased	Female	230	46.5	0	0.0	229	46.0	0	0.0	NE			NE	NE	NE		NE	NE	NE	NE		NE	NE	NE	NE		NE		NE	NE	NE
Investigations	Platelet count decreased	Male	265	53.5	7	2.6	269	54.0	4	1.5	1.80		Convergence criterion (GCONV=1E-8) satisfied.	0.52	6.21	0.012		Algorithm converged.	-0.013	0.036	1.78		Algorithm converged.	0.53	6.00	0.3546	0.7708	0.56		Algorithm converged.	0.17	1.90
Investigations	Platelet count decreased	Female	230	46.5	7	3.0	229	46.0	3	1.3	2.36		Convergence criterion (GCONV=1E-8) satisfied.	0.60	9.26	0.017		Algorithm converged.	-0.009	0.044	2.32		Algorithm converged.	0.61	8.87	0.2176		0.43		Algorithm converged.	0.11	1.64
Investigations	Troponin I increased	Male	265	53.5	0	0.0	269	54.0	1	0.4		*	Quasi-complete separation of data points detected.				*	ERROR: The mean parameter is either invalid or at a limit of its range for some observations.			0.00		Algorithm converged.	0.00	NE	0.9999	NE	>999.99		Algorithm converged.	0.00	NE
Investigations	Troponin I increased	Female	230	46.5	0	0.0	229	46.0	0	0.0	NE			NE	NE	NE		NE	NE	NE	NE		NE	NE	NE	NE		NE		NE	NE	NE
Investigations	Troponin T increased	Male	265	53.5	1	0.4	269	54.0	0	0.0		*	Quasi-complete separation of data points detected.				*	WARNING: Negative of Hessian not positive definite.			NE		Algorithm converged.	NE	NE	NE	NE	NE		Algorithm converged.	NE	NE
Investigations	Troponin T increased	Female	230	46.5	0	0.0	229	46.0	0	0.0	NE			NE	NE	NE		NE	NE	NE	NE		NE	NE	NE	NE		NE		NE	NE	NE
Investigations	Weight decreased	Male	265	53.5	2	0.8	269	54.0	0	0.0		*	Quasi-complete separation of data points detected.				*	WARNING: Negative of Hessian not positive definite.			NE		Algorithm converged.	NE	NE	NE	0.1448	NE		Algorithm converged.	NE	NE
Investigations	Weight decreased	Female	230	46.5	2	0.9	229	46.0	2	0.9	1.00		Convergence criterion (GCONV=1E-8) satisfied.	0.14	7.13	0.000		Algorithm converged.	-0.017	0.017	1.00		Algorithm converged.	0.14	7.01	0.9965		1.00		Algorithm converged.	0.14	7.07
Investigations	Weight increased	Male	265	53.5	0	0.0	269	54.0	2	0.7		*	Quasi-complete separation of data points detected.				*	ERROR: The mean parameter is either invalid or at a limit of its range for some observations.			0.00		Algorithm converged.	0.00	NE	0.9999	0.1909	>999.99		Algorithm converged.	0.00	NE
Investigations	Weight increased	Female	230	46.5	1	0.4	229	46.0	1	0.4	1.00		Convergence criterion (GCONV=1E-8) satisfied.	0.06	16.01	0.000		Algorithm converged.	-0.012	0.012	1.00		Algorithm converged.	0.06	15.82	0.9975		1.00		Algorithm converged.	0.06	15.96
Investigations	White blood cell count decreased	Male	265	53.5	6	2.3	269	54.0	7	2.6	0.87		Convergence criterion (GCONV=1E-8) satisfied.	0.29	2.61	-0.003		Algorithm converged.	-0.030	0.023	0.87		Algorithm converged.	0.30	2.55	0.8001	0.4881	1.15		Algorithm converged.	0.39	3.37
Investigations	White blood cell count decreased	Female	230	46.5	14	6.1	229	46.0	10	4.4	1.42		Convergence criterion (GCONV=1E-8) satisfied.	0.62	3.26	0.017		Algorithm converged.	-0.023	0.058	1.39		Algorithm converged.	0.63	3.07	0.4103		0.72		Algorithm converged.	0.33	1.58
Investigations	White blood cell count increased	Male	265	53.5	1	0.4	269	54.0	0	0.0		*	Quasi-complete separation of data points detected.				*	WARNING: Negative of Hessian not positive definite.			NE		Algorithm converged.	NE	NE	NE	NE	NE		Algorithm converged.	NE	NE
Investigations	White blood cell count increased	Female	230	46.5	0	0.0	229	46.0	0	0.0	NE			NE	NE	NE		NE	NE	NE	NE		NE	NE	NE	NE		NE		NE	NE	NE
Metabolism and nutrition disorders		Male	265	53.5	22	8.3	269	54.0	18	6.7	1.26		Convergence criterion (GCONV=1E-8) satisfied.	0.66	2.41	0.016		Algorithm converged.	-0.029	0.061	1.24		Algorithm converged.	0.68	2.26	0.4807	0.5286	0.81		Algorithm converged.	0.44	1.47
Metabolism and nutrition disorders		Female	230	46.5	20	8.7	229	46.0	21	9.2	0.94		Convergence criterion (GCONV=1E-8) satisfied.	0.50	1.79	-0.005		Algorithm converged.	-0.057	0.047	0.95		Algorithm converged.	0.53	1.70	0.8585		1.05		Algorithm converged.	0.59	1.89
Metabolism and nutrition disorders	Decreased appetite	Male	265	53.5	2	0.8	269	54.0	1	0.4	2.04		Convergence criterion (GCONV=1E-8) satisfied.	0.18	22.61	0.004		Algorithm converged.	-0.009	0.017	2.03		Algorithm converged.	0.19	22.26	0.5622	0.8393	0.49		Algorithm converged.	0.04	5.40
Metabolism and nutrition disorders	Decreased appetite	Female	230	46.5	3	1.3	229	46.0	2	0.9	1.50		Convergence criterion (GCONV=1E-8) satisfied.	0.25	9.06	0.004		Algorithm converged.	-0.015	0.023	1.49		Algorithm converged.	0.25	8.85	0.6587		0.67		Algorithm converged.	0.11	3.97
Metabolism and nutrition disorders	Dehydration	Male	265	53.5	0	0.0	269	54.0	1	0.4		*	Quasi-complete separation of data points detected.				*	ERROR: The mean parameter is either invalid or at a limit of its range for some observations.			0.00		Algorithm converged.	0.00	NE	0.9999	0.2790	>999.99		Algorithm converged.	0.00	NE
Metabolism and nutrition disorders	Dehydration	Female	230	46.5	2	0.9	229	46.0	2	0.9	1.00		Convergence criterion (GCONV=1E-8) satisfied.	0.14	7.13	0.000		Algorithm converged.	-0.017	0.017	1.00		Algorithm converged.	0.14	7.01	0.9965		1.00		Algorithm converged.	0.14	7.07
Metabolism and nutrition disorders	Diabetes mellitus	Male	265	53.5	0	0.0	269	54.0	1	0.4		*	Quasi-complete separation of data points detected.				*	ERROR: The mean parameter is either invalid or at a limit of its range for some observations.			0.00		Algorithm converged.	0.00	NE	0.9999	NE	>999.99		Algorithm converged.	0.00	NE
Metabolism and nutrition disorders	Diabetes mellitus	Female	230	46.5	0	0.0	229	46.0	0	0.0	NE			NE	NE	NE		NE	NE	NE	NE		NE	NE	NE	NE		NE		NE	NE	NE
Metabolism and nutrition disorders	Diabetes mellitus inadequate control	Male	265	53.5	0	0.0	269	54.0	0	0.0	NE			NE	NE	NE		NE	NE	NE	NE		NE	NE	NE	NE	NE	NE		NE	NE	NE
Metabolism and nutrition disorders	Diabetes mellitus inadequate control	Female	230	46.5	0	0.0	229	46.0	1	0.4		*	Quasi-complete separation of data points detected.				*	WARNING: Negative of Hessian not positive definite.			0.00		Algorithm converged.	0.00	NE	0.9999		>999.99		Algorithm converged.	0.00	NE
Metabolism and nutrition disorders	Glucose tolerance impaired	Male	265	53.5	0	0.0	269	54.0	0	0.0	NE			NE	NE	NE		NE	NE	NE	NE		NE	NE	NE	NE	NE	NE		NE	NE	NE
Metabolism and nutrition disorders	Glucose tolerance impaired	Female	230	46.5	1	0.4	229	46.0	0	0.0		*	Quasi-complete separation of data points detected.				*	WARNING: Negative of Hessian not positive definite.			NE		Algorithm converged.	NE	NE	NE		NE		Algorithm converged.	NE	NE
Metabolism and nutrition disorders	Hyperglycaemia	Male	265	53.5	4	1.5	269	54.0	3	1.1	1.36		Convergence criterion (GCONV=1E-8) satisfied.	0.30	6.13	0.004		Algorithm converged.	-0.015	0.023	1.35		Algorithm converged.	0.31	5.99	0.6900	0.7820	0.74		Algorithm converged.	0.17	3.27
Metabolism and nutrition disorders	Hyperglycaemia	Female	230	46.5	3	1.3	229	46.0	3	1.3	1.00		Convergence criterion (GCONV=1E-8) satisfied.	0.20	4.99	0.000		Algorithm converged.	-0.021	0.021	1.00		Algorithm converged.	0.20	4.88	0.9957		1.00		Algorithm converged.	0.20	4.92
Metabolism and nutrition disorders	Hyperkalaemia	Male	265	53.5	0	0.0	269	54.0	0	0.0	NE			NE	NE	NE		NE	NE	NE	NE		NE	NE	NE	NE	NE	NE		NE	NE	NE
Metabolism and nutrition disorders	Hyperkalaemia	Female	230	46.5	0	0.0	229	46.0	2	0.9		*	Quasi-complete separation of data points detected.				*	WARNING: Negative of Hessian not positive definite.			0.00		Algorithm converged.	0.00	NE	0.9999		>999.99		Algorithm converged.	0.00	NE
Metabolism and nutrition disorders	Hypertriglyceridaemia	Male	265	53.5	1	0.4	269	54.0	1	0.4	1.02		Convergence criterion (GCONV=1E-8) satisfied.	0.06	16.31	0.000		Algorithm converged.	-0.010	0.010	1.02		Algorithm converged.	0.06	16.14	0.9915	1.0000	0.99		Algorithm converged.	0.06	15.67
Metabolism and nutrition disorders	Hypertriglyceridaemia	Female	230	46.5	0	0.0	229	46.0	0	0.0	NE			NE	NE	NE		NE	NE	NE	NE		NE	NE	NE	NE		NE		NE	NE	NE
Metabolism and nutrition disorders	Hyperuricaemia	Male	265	53.5	0	0.0	269	54.0	0	0.0	NE			NE	NE	NE		NE	NE	NE	NE		NE	NE	NE	NE	NE	NE		NE	NE	NE
Metabolism and nutrition disorders	Hyperuricaemia	Female	230	46.5	1	0.4	229	46.0	0	0.0		*	Quasi-complete separation of data points detected.				*	WARNING: Negative of Hessian not positive definite.			NE		Algorithm converged.	NE	NE	NE		NE		Algorithm converged.	NE	NE
Metabolism and nutrition disorders	Hypoalbuminaemia	Male	265	53.5	3	1.1	269	54.0	0	0.0		*	Quasi-complete separation of data points detected.				*	WARNING: Negative of Hessian not positive definite.			NE		Algorithm converged.	NE	NE	NE	NE	NE		Algorithm converged.	NE	NE
Metabolism and nutrition disorders	Hypoalbuminaemia	Female	230	46.5	0	0.0	229	46.0	0	0.0	NE			NE	NE	NE		NE	NE	NE	NE		NE	NE	NE	NE		NE		NE	NE	NE
Metabolism and nutrition disorders	Hypocalcaemia	Male	265	53.5	0	0.0	269	54.0	2	0.7		*	Quasi-complete separation of data points detected.				*	ERROR: The mean parameter is either invalid or at a limit of its range for some observations.			0.00		Algorithm converged.	0.00	NE	0.9999	0.0512	>999.99		Algorithm converged.	0.00	NE
Metabolism and nutrition disorders	Hypocalcaemia	Female	230	46.5	1	0.4	229	46.0	0	0.0		*	Quasi-complete separation of data points detected.				*	WARNING: Negative of Hessian not positive definite.			NE		Algorithm converged.	NE	NE	NE		NE		Algorithm converged.	NE	NE
Metabolism and nutrition disorders	Hypoglycaemia	Male	265	53.5	1	0.4	269	54.0	0	0.0		*	Quasi-complete separation of data points detected.				*	WARNING: Negative of Hessian not positive definite.			NE		Algorithm converged.	NE	NE	NE	0.0945	NE		Algorithm converged.	NE	NE
Metabolism and nutrition disorders	Hypoglycaemia	Female	230	46.5	0	0.0	229	46.0	1	0.4		*	Quasi-complete separation of data points detected.				*	WARNING: Negative of Hessian not positive definite.			0.00		Algorithm converged.	0.00	NE	0.9999		>999.99		Algorithm converged.	0.00	NE
Metabolism and nutrition disorders	Hypokalaemia	Male	265	53.5	5	1.9	269	54.0	3	1.1	1.71		Convergence criterion (GCONV=1E-8) satisfied.	0.40	7.21	0.008		Algorithm converged.	-0.013	0.028	1.69		Algorithm converged.	0.41	7.01	0.4684	0.4471	0.59		Algorithm converged.	0.14	2.45
Metabolism and nutrition disorders	Hypokalaemia	Female	230	46.5	6	2.6	229	46.0	7	3.1	0.85		Convergence criterion (GCONV=1E-8) satisfied.	0.28	2.57	-0.004		Algorithm converged.	-0.035	0.026	0.85		Algorithm converged.	0.29	2.50	0.7726		1.17		Algorithm converged.	0.40	3.43
Metabolism and nutrition disorders	Hypomagnesaemia	Male	265	53.5	1	0.4	269	54.0	0	0.0		*	Quasi-complete separation of data points detected.				*	WARNING: Negative of Hessian not positive definite.			NE		Algorithm converged.	NE	NE	NE	NE	NE		Algorithm converged.	NE	NE
Metabolism and nutrition disorders	Hypomagnesaemia	Female	230	46.5	0	0.0	229	46.0	0	0.0	NE			NE	NE	NE		NE	NE	NE	NE		NE	NE	NE	NE		NE		NE	NE	NE
Metabolism and nutrition disorders	Hyponatraemia	Male	265	53.5	3	1.1	269	54.0	7	2.6	0.43		Convergence criterion (GCONV=1E-8) satisfied.	0.11	1.68	-0.015		Algorithm converged.	-0.038	0.008	0.44		Algorithm converged.	0.11	1.66	0.2241	0.1520	2.30		Algorithm converged.	0.60	8.79
Metabolism and nutrition disorders	Hyponatraemia	Female	230	46.5	4	1.7	229	46.0	2	0.9	2.01		Convergence criterion (GCONV=1E-8) satisfied.	0.36	11.08	0.009		Algorithm converged.	-0.012	0.029	1.99		Algorithm converged.	0.37	10.76	0.4237		0.50		Algorithm converged.	0.09	2.71
Metabolism and nutrition disorders	Hypophosphataemia	Male	265	53.5	6	2.3	269	54.0	3	1.1	2.05		Convergence criterion (GCONV=1E-8) satisfied.	0.51	8.30	0.011		Algorithm converged.	-0.010	0.033	2.03		Algorithm converged.	0.51	8.03	0.3130	0.3222	0.49		Algorithm converged.	0.12	1.95
Metabolism and nutrition disorders	Hypophosphataemia	Female	230	46.5	2	0.9	229	46.0	3	1.3	0.66		Convergence criterion (GCONV=1E-8) satisfied.	0.11	3.99	-0.004		Algorithm converged.	-0.023	0.015	0.66		Algorithm converged.	0.11	3.94	0.6518		1.51		Algorithm converged.	0.25	8.93
Metabolism and nutrition disorders	Hypovolaemia	Male	265	53.5	0	0.0	269	54.0	0	0.0	NE			NE	NE	NE		NE	NE	NE	NE		NE	NE	NE	NE	NE	NE		NE	NE	NE
Metabolism and nutrition disorders	Hypovolaemia	Female	230	46.5	1	0.4	229	46.0	0	0.0		*	Quasi-complete separation of data points detected.				*	WARNING: Negative of Hessian not positive definite.			NE		Algorithm converged.	NE	NE	NE		NE		Algorithm converged.	NE	NE
Metabolism and nutrition disorders	Malnutrition	Male	265	53.5	0	0.0	269	54.0	0	0.0	NE			NE	NE	NE		NE	NE	NE	NE		NE	NE	NE	NE	NE	NE		NE	NE	NE
Metabolism and nutrition disorders	Malnutrition	Female	230	46.5	1	0.4	229	46.0	0	0.0		*	Quasi-complete separation of data points detected.				*	WARNING: Negative of Hessian not positive definite.			NE		Algorithm converged.	NE	NE	NE		NE		Algorithm converged.	NE	NE
Metabolism and nutrition disorders	Tumour lysis syndrome	Male	265	53.5	2	0.8	269	54.0	2	0.7	1.02		Convergence criterion (GCONV=1E-8) satisfied.	0.14	7.26	0.000		Algorithm converged.	-0.015	0.015	1.02		Algorithm converged.	0.14	7.15	0.9880	0.2727	0.99		Algorithm converged.	0.14	6.94
Metabolism and nutrition disorders	Tumour lysis syndrome	Female	230	46.5	0	0.0	229	46.0	1	0.4		*	Quasi-complete separation of data points detected.				*	WARNING: Negative of Hessian not positive definite.			0.00		Algorithm converged.	0.00	NE	0.9999		>999.99		Algorithm converged.	0.00	NE
Metabolism and nutrition disorders	Vitamin B1 deficiency	Male	265	53.5	0	0.0	269	54.0	0	0.0	NE			NE	NE	NE		NE	NE	NE	NE		NE	NE	NE	NE	NE	NE		NE	NE	NE
Metabolism and nutrition disorders	Vitamin B1 deficiency	Female	230	46.5	1	0.4	229	46.0	0	0.0		*	Quasi-complete separation of data points detected.				*	WARNING: Negative of Hessian not positive definite.			NE		Algorithm converged.	NE	NE	NE		NE		Algorithm converged.	NE	NE
Musculoskeletal and connective tissue disorders		Male	265	53.5	0	0.0	269	54.0	3	1.1		*	Quasi-complete separation of data points detected.				*	ERROR: The mean parameter is either invalid or at a limit of its range for some observations.			0.00		Algorithm converged.	0.00	NE	0.9999	0.2338	>999.99		Algorithm converged.	0.00	NE
Musculoskeletal and connective tissue disorders		Female	230	46.5	2	0.9	229	46.0	6	2.6	0.33		Convergence criterion (GCONV=1E-8) satisfied.	0.07	1.63	-0.018		Algorithm converged.	-0.041	0.006	0.33		Algorithm converged.	0.07	1.63	0.1739		3.01		Algorithm converged.	0.61	14.77
Musculoskeletal and connective tissue disorders	Back pain	Male	265	53.5	0	0.0	269	54.0	3	1.1		*	Quasi-complete separation of data points detected.				*	ERROR: The mean parameter is either invalid or at a limit of its range for some observations.			0.00		Algorithm converged.	0.00	NE	0.9999	0.2099	>999.99		Algorithm converged.	0.00	NE
Musculoskeletal and connective tissue disorders	Back pain	Female	230	46.5	1	0.4	229	46.0	2	0.9	0.50		Convergence criterion (GCONV=1E-8) satisfied.	0.04	5.50	-0.004		Algorithm converged.	-0.019	0.010	0.50		Algorithm converged.	0.05	5.45	0.5679		2.01		Algorithm converged.	0.18	22.00
Musculoskeletal and connective tissue disorders	Bone pain	Male	265	53.5	0	0.0	269	54.0	0	0.0	NE			NE	NE	NE		NE	NE	NE	NE		NE	NE	NE	NE	NE	NE		NE	NE	NE
Musculoskeletal and connective tissue disorders	Bone pain	Female	230	46.5	0	0.0	229	46.0	3	1.3		*	Quasi-complete separation of data points detected.				*	WARNING: Negative of Hessian not positive definite.			0.00		Algorithm converged.	0.00	NE	0.9999		>999.99		Algorithm converged.	0.00	NE
Musculoskeletal and connective tissue disorders	Musculoskeletal chest pain	Male	265	53.5	0	0.0	269	54.0	0	0.0	NE			NE	NE	NE		NE	NE	NE	NE		NE	NE	NE	NE	NE	NE		NE	NE	NE
Musculoskeletal and connective tissue disorders	Musculoskeletal chest pain	Female	230	46.5	1	0.4	229	46.0	0	0.0		*	Quasi-complete separation of data points detected.				*	WARNING: Negative of Hessian not positive definite.			NE		Algorithm converged.	NE	NE	NE		NE		Algorithm converged.	NE	NE
Musculoskeletal and connective tissue disorders	Pain in extremity	Male	265	53.5	0	0.0	269	54.0	0	0.0	NE			NE	NE	NE		NE	NE	NE	NE		NE	NE	NE	NE	NE	NE		NE	NE	NE

Musculoskeletal and connective tissue disorders	Pain in extremity	Female	230	46.5	0	0.0	229	46.0	1	0.4		*	Quasi-complete separation of data points detected.				*	WARNING: Negative of Hessian not positive definite.			0.00		Algorithm converged.	0.00	NE	0.9999		>999.99		Algorithm converged.	0.00	NE
Neoplasms benign, malignant and unspecified (incl cysts and polyps)		Male	265	53.5	3	1.1	269	54.0	2	0.7	1.53		Convergence criterion (GCONV=1E-8) satisfied.	0.25	9.22	0.004		Algorithm converged.	-0.012	0.020	1.52		Algorithm converged.	0.26	9.04	0.6436	1.0000	0.66		Algorithm converged.	0.11	3.90
Neoplasms benign, malignant and unspecified (incl cysts and polyps)		Female	230	46.5	0	0.0	229	46.0	0	0.0	NE			NE	NE	NE		NE	NE	NE	NE		NE	NE	NE	NE		NE		NE	NE	NE
Neoplasms benign, malignant and unspecified (incl cysts and polyps)	Adenocarcinoma	Male	265	53.5	0	0.0	269	54.0	1	0.4		*	Quasi-complete separation of data points detected.				*	ERROR: The mean parameter is either invalid or at a limit of its range for some observations.			0.00		Algorithm converged.	0.00	NE	0.9999	NE	>999.99		Algorithm converged.	0.00	NE
Neoplasms benign, malignant and unspecified (incl cysts and polyps)	Adenocarcinoma	Female	230	46.5	0	0.0	229	46.0	0	0.0	NE			NE	NE	NE		NE	NE	NE	NE		NE	NE	NE	NE		NE		NE	NE	NE
Neoplasms benign, malignant and unspecified (incl cysts and polyps)	Adenocarcinoma of colon	Male	265	53.5	1	0.4	269	54.0	0	0.0		*	Quasi-complete separation of data points detected.				*	WARNING: Negative of Hessian not positive definite.			NE		Algorithm converged.	NE	NE	NE	NE	NE		Algorithm converged.	NE	NE
Neoplasms benign, malignant and unspecified (incl cysts and polyps)	Adenocarcinoma of colon	Female	230	46.5	0	0.0	229	46.0	0	0.0	NE			NE	NE	NE		NE	NE	NE	NE		NE	NE	NE	NE		NE		NE	NE	NE
Neoplasms benign, malignant and unspecified (incl cysts and polyps)	Colorectal cancer	Male	265	53.5	1	0.4	269	54.0	0	0.0		*	Quasi-complete separation of data points detected.				*	WARNING: Negative of Hessian not positive definite.			NE		Algorithm converged.	NE	NE	NE	NE	NE		Algorithm converged.	NE	NE
Neoplasms benign, malignant and unspecified (incl cysts and polyps)	Colorectal cancer	Female	230	46.5	0	0.0	229	46.0	0	0.0	NE			NE	NE	NE		NE	NE	NE	NE		NE	NE	NE	NE		NE		NE	NE	NE
Neoplasms benign, malignant and unspecified (incl cysts and polyps)	Hodgkin's disease	Male	265	53.5	0	0.0	269	54.0	1	0.4		*	Quasi-complete separation of data points detected.				*	ERROR: The mean parameter is either invalid or at a limit of its range for some observations.			0.00		Algorithm converged.	0.00	NE	0.9999	NE	>999.99		Algorithm converged.	0.00	NE
Neoplasms benign, malignant and unspecified (incl cysts and polyps)	Hodgkin's disease	Female	230	46.5	0	0.0	229	46.0	0	0.0	NE			NE	NE	NE		NE	NE	NE	NE		NE	NE	NE	NE		NE		NE	NE	NE
Neoplasms benign, malignant and unspecified (incl cysts and polyps)	Papillary renal cell carcinoma	Male	265	53.5	1	0.4	269	54.0	0	0.0		*	Quasi-complete separation of data points detected.				*	WARNING: Negative of Hessian not positive definite.			NE		Algorithm converged.	NE	NE	NE	NE	NE		Algorithm converged.	NE	NE
Neoplasms benign, malignant and unspecified (incl cysts and polyps)	Papillary renal cell carcinoma	Female	230	46.5	0	0.0	229	46.0	0	0.0	NE			NE	NE	NE		NE	NE	NE	NE		NE	NE	NE	NE		NE		NE	NE	NE
Nervous system disorders		Male	265	53.5	8	3.0	269	54.0	9	3.3	0.90		Convergence criterion (GCONV=1E-8) satisfied.	0.34	2.37	-0.003		Algorithm converged.	-0.033	0.027	0.90		Algorithm converged.	0.35	2.30	0.8298	0.5881	1.11		Algorithm converged.	0.43	2.83
Nervous system disorders		Female	230	46.5	9	3.9	229	46.0	14	6.1	0.63		Convergence criterion (GCONV=1E-8) satisfied.	0.27	1.48	-0.022		Algorithm converged.	-0.062	0.018	0.64		Algorithm converged.	0.28	1.45	0.2845		1.56		Algorithm converged.	0.69	3.54
Nervous system disorders	Aphasia	Male	265	53.5	0	0.0	269	54.0	1	0.4		*	Quasi-complete separation of data points detected.				*	ERROR: The mean parameter is either invalid or at a limit of its range for some observations.			0.00		Algorithm converged.	0.00	NE	0.9999	NE	>999.99		Algorithm converged.	0.00	NE
Nervous system disorders	Aphasia	Female	230	46.5	0	0.0	229	46.0	0	0.0	NE			NE	NE	NE		NE	NE	NE	NE		NE	NE	NE	NE		NE		NE	NE	NE
Nervous system disorders	Carotid artery stenosis	Male	265	53.5	0	0.0	269	54.0	0	0.0	NE			NE	NE	NE		NE	NE	NE	NE		NE	NE	NE	NE	NE	NE		NE	NE	NE
Nervous system disorders	Carotid artery stenosis	Female	230	46.5	0	0.0	229	46.0	1	0.4		*	Quasi-complete separation of data points detected.				*	WARNING: Negative of Hessian not positive definite.			0.00		Algorithm converged.	0.00	NE	0.9999		>999.99		Algorithm converged.	0.00	NE
Nervous system disorders	Cerebellar ataxia	Male	265	53.5	1	0.4	269	54.0	0	0.0		*	Quasi-complete separation of data points detected.				*	WARNING: Negative of Hessian not positive definite.			NE		Algorithm converged.	NE	NE	NE	NE	NE		Algorithm converged.	NE	NE
Nervous system disorders	Cerebellar ataxia	Female	230	46.5	0	0.0	229	46.0	0	0.0	NE			NE	NE	NE		NE	NE	NE	NE		NE	NE	NE	NE		NE		NE	NE	NE
Nervous system disorders	Cerebral infarction	Male	265	53.5	0	0.0	269	54.0	1	0.4		*	Quasi-complete separation of data points detected.				*	ERROR: The mean parameter is either invalid or at a limit of its range for some observations.			0.00		Algorithm converged.	0.00	NE	0.9999	NE	>999.99		Algorithm converged.	0.00	NE
Nervous system disorders	Cerebral infarction	Female	230	46.5	0	0.0	229	46.0	0	0.0	NE			NE	NE	NE		NE	NE	NE	NE		NE	NE	NE	NE		NE		NE	NE	NE
Nervous system disorders	Cerebrovascular accident	Male	265	53.5	0	0.0	269	54.0	1	0.4		*	Quasi-complete separation of data points detected.				*	ERROR: The mean parameter is either invalid or at a limit of its range for some observations.			0.00		Algorithm converged.	0.00	NE	0.9999	1.0000	>999.99		Algorithm converged.	0.00	NE
Nervous system disorders	Cerebrovascular accident	Female	230	46.5	0	0.0	229	46.0	1	0.4		*	Quasi-complete separation of data points detected.				*	WARNING: Negative of Hessian not positive definite.			0.00		Algorithm converged.	0.00	NE	0.9999		>999.99		Algorithm converged.	0.00	NE
Nervous system disorders	Dizziness	Male	265	53.5	1	0.4	269	54.0	1	0.4	1.02		Convergence criterion (GCONV=1E-8) satisfied.	0.06	16.31	0.000		Algorithm converged.	-0.010	0.010	1.02		Algorithm converged.	0.06	16.14	0.9915	1.0000	0.99		Algorithm converged.	0.06	15.67
Nervous system disorders	Dizziness	Female	230	46.5	0	0.0	229	46.0	0	0.0	NE			NE	NE	NE		NE	NE	NE	NE		NE	NE	NE	NE		NE		NE	NE	NE
Nervous system disorders	Epilepsy	Male	265	53.5	0	0.0	269	54.0	0	0.0	NE			NE	NE	NE		NE	NE	NE	NE		NE	NE	NE	NE	NE	NE		NE	NE	NE
Nervous system disorders	Epilepsy	Female	230	46.5	0	0.0	229	46.0	1	0.4		*	Quasi-complete separation of data points detected.				*	WARNING: Negative of Hessian not positive definite.			0.00		Algorithm converged.	0.00	NE	0.9999		>999.99		Algorithm converged.	0.00	NE
Nervous system disorders	Headache	Male	265	53.5	1	0.4	269	54.0	1	0.4	1.02		Convergence criterion (GCONV=1E-8) satisfied.	0.06	16.31	0.000		Algorithm converged.	-0.010	0.010	1.02		Algorithm converged.	0.06	16.14	0.9915	0.1327	0.99		Algorithm converged.	0.06	15.67
Nervous system disorders	Headache	Female	230	46.5	0	0.0	229	46.0	3	1.3		*	Quasi-complete separation of data points detected.				*	WARNING: Negative of Hessian not positive definite.			0.00		Algorithm converged.	0.00	NE	0.9999		>999.99		Algorithm converged.	0.00	NE
Nervous system disorders	Hypoaesthesia	Male	265	53.5	0	0.0	269	54.0	0	0.0	NE			NE	NE	NE		NE	NE	NE	NE		NE	NE	NE	NE	NE	NE		NE	NE	NE
Nervous system disorders	Hypoaesthesia	Female	230	46.5	0	0.0	229	46.0	1	0.4		*	Quasi-complete separation of data points detected.				*	WARNING: Negative of Hessian not positive definite.			0.00		Algorithm converged.	0.00	NE	0.9999		>999.99		Algorithm converged.	0.00	NE
Nervous system disorders	Hypotonia	Male	265	53.5	0	0.0	269	54.0	0	0.0	NE			NE	NE	NE		NE	NE	NE	NE		NE	NE	NE	NE	NE	NE		NE	NE	NE
Nervous system disorders	Hypotonia	Female	230	46.5	0	0.0	229	46.0	1	0.4		*	Quasi-complete separation of data points detected.				*	WARNING: Negative of Hessian not positive definite.			0.00		Algorithm converged.	0.00	NE	0.9999		>999.99		Algorithm converged.	0.00	NE
Nervous system disorders	Nervous system disorder	Male	265	53.5	0	0.0	269	54.0	1	0.4		*	Quasi-complete separation of data points detected.				*	ERROR: The mean parameter is either invalid or at a limit of its range for some observations.			0.00		Algorithm converged.	0.00	NE	0.9999	NE	>999.99		Algorithm converged.	0.00	NE
Nervous system disorders	Nervous system disorder	Female	230	46.5	0	0.0	229	46.0	0	0.0	NE			NE	NE	NE		NE	NE	NE	NE		NE	NE	NE	NE		NE		NE	NE	NE
Nervous system disorders	Neuropathy peripheral	Male	265	53.5	1	0.4	269	54.0	1	0.4	1.02		Convergence criterion (GCONV=1E-8) satisfied.	0.06	16.31	0.000		Algorithm converged.	-0.010	0.010	1.02		Algorithm converged.	0.06	16.14	0.9915	0.7014	0.99		Algorithm converged.	0.06	15.67
Nervous system disorders	Neuropathy peripheral	Female	230	46.5	1	0.4	229	46.0	2	0.9	0.50		Convergence criterion (GCONV=1E-8) satisfied.	0.04	5.50	-0.004		Algorithm converged.	-0.019	0.010	0.50		Algorithm converged.	0.05	5.45	0.5679		2.01		Algorithm converged.	0.18	22.00
Nervous system disorders	Paralysis recurrent laryngeal nerve	Male	265	53.5	0	0.0	269	54.0	0	0.0	NE			NE	NE	NE		NE	NE	NE	NE		NE	NE	NE	NE	NE	NE		NE	NE	NE
Nervous system disorders	Paralysis recurrent laryngeal nerve	Female	230	46.5	1	0.4	229	46.0	0	0.0		*	Quasi-complete separation of data points detected.				*	WARNING: Negative of Hessian not positive definite.			NE		Algorithm converged.	NE	NE	NE		NE		Algorithm converged.	NE	NE
Nervous system disorders	Peripheral motor neuropathy	Male	265	53.5	2	0.8	269	54.0	0	0.0		*	Quasi-complete separation of data points detected.				*	WARNING: Negative of Hessian not positive definite.			NE		Algorithm converged.	NE	NE	NE	NE	NE		Algorithm converged.	NE	NE
Nervous system disorders	Peripheral motor neuropathy	Female	230	46.5	0	0.0	229	46.0	0	0.0	NE			NE	NE	NE		NE	NE	NE	NE		NE	NE	NE	NE		NE		NE	NE	NE
Nervous system disorders	Peripheral sensory neuropathy	Male	265	53.5	1	0.4	269	54.0	0	0.0		*	Quasi-complete separation of data points detected.				*	WARNING: Negative of Hessian not positive definite.			NE		Algorithm converged.	NE	NE	NE	1.0000	NE		Algorithm converged.	NE	NE
Nervous system disorders	Peripheral sensory neuropathy	Female	230	46.5	1	0.4	229	46.0	0	0.0		*	Quasi-complete separation of data points detected.				*	WARNING: Negative of Hessian not positive definite.			NE		Algorithm converged.	NE	NE	NE		NE		Algorithm converged.	NE	NE
Nervous system disorders	Peroneal nerve palsy	Male	265	53.5	1	0.4	269	54.0	0	0.0		*	Quasi-complete separation of data points detected.				*	WARNING: Negative of Hessian not positive definite.			NE		Algorithm converged.	NE	NE	NE	NE	NE		Algorithm converged.	NE	NE
Nervous system disorders	Peroneal nerve palsy	Female	230	46.5	0	0.0	229	46.0	0	0.0	NE			NE	NE	NE		NE	NE	NE	NE		NE	NE	NE	NE		NE		NE	NE	NE
Nervous system disorders	Polyneuropathy	Male	265	53.5	0	0.0	269	54.0	0	0.0	NE			NE	NE	NE		NE	NE	NE	NE		NE	NE	NE	NE	NE	NE		NE	NE	NE
Nervous system disorders	Polyneuropathy	Female	230	46.5	1	0.4	229	46.0	0	0.0		*	Quasi-complete separation of data points detected.				*	WARNING: Negative of Hessian not positive definite.			NE		Algorithm converged.	NE	NE	NE		NE		Algorithm converged.	NE	NE
Nervous system disorders	Presyncope	Male	265	53.5	0	0.0	269	54.0	0	0.0	NE			NE	NE	NE		NE	NE	NE	NE		NE	NE	NE	NE	1.0000	NE		NE	NE	NE
Nervous system disorders	Presyncope	Female	230	46.5	1	0.4	229	46.0	1	0.4	1.00		Convergence criterion (GCONV=1E-8) satisfied.	0.06	16.01	0.000		Algorithm converged.	-0.012	0.012	1.00		Algorithm converged.	0.06	15.82	0.9975		1.00		Algorithm converged.	0.06	15.96
Nervous system disorders	Spinal cord compression	Male	265	53.5	1	0.4	269	54.0	0	0.0		*	Quasi-complete separation of data points detected.				*	WARNING: Negative of Hessian not positive definite.			NE		Algorithm converged.	NE	NE	NE	NE	NE		Algorithm converged.	NE	NE
Nervous system disorders	Spinal cord compression	Female	230	46.5	0	0.0	229	46.0	0	0.0	NE			NE	NE	NE		NE	NE	NE	NE		NE	NE	NE	NE		NE		NE	NE	NE
Nervous system disorders	Syncope	Male	265	53.5	4	1.5	269	54.0	3	1.1	1.36		Convergence criterion (GCONV=1E-8) satisfied.	0.30	6.13	0.004		Algorithm converged.	-0.015	0.023	1.35		Algorithm converged.	0.31	5.99	0.6900	0.5975	0.74		Algorithm converged.	0.17	3.27
Nervous system disorders	Syncope	Female	230	46.5	4	1.7	229	46.0	5	2.2	0.79		Convergence criterion (GCONV=1E-8) satisfied.	0.21	2.99	-0.004		Algorithm converged.	-0.030	0.021	0.80		Algorithm converged.	0.22	2.93	0.7320		1.26		Algorithm converged.	0.34	4.62
Psychiatric disorders		Male	265	53.5	3	1.1	269	54.0	2	0.7	1.53		Convergence criterion (GCONV=1E-8) satisfied.	0.25	9.22	0.004		Algorithm converged.	-0.012	0.020	1.52		Algorithm converged.	0.26	9.04	0.6436	0.1338	0.66		Algorithm converged.	0.11	3.90
Psychiatric disorders		Female	230	46.5	3	1.3	229	46.0	0	0.0		*	Quasi-complete separation of data points detected.				*	WARNING: Negative of Hessian not positive definite.			NE		Algorithm converged.	NE	NE	NE		NE		Algorithm converged.	NE	NE
Psychiatric disorders	Agitation	Male	265	53.5	1	0.4	269	54.0	0	0.0		*	Quasi-complete separation of data points detected.				*	WARNING: Negative of Hessian not positive definite.			NE		Algorithm converged.	NE	NE	NE	NE	NE		Algorithm converged.	NE	NE
Psychiatric disorders	Agitation	Female	230	46.5	0	0.0	229	46.0	0	0.0	NE			NE	NE	NE		NE	NE	NE	NE		NE	NE	NE	NE		NE		NE	NE	NE
Psychiatric disorders	Confusional state	Male	265	53.5	1	0.4	269	54.0	1	0.4	1.02		Convergence criterion (GCONV=1E-8) satisfied.	0.06	16.31	0.000		Algorithm converged.	-0.010	0.010	1.02		Algorithm converged.	0.06	16.14	0.9915	0.3089	0.99		Algorithm converged.	0.06	15.67
Psychiatric disorders	Confusional state	Female	230	46.5	1	0.4	229	46.0	0	0.0		*	Quasi-complete separation of data points detected.				*	WARNING: Negative of Hessian not positive definite.			NE		Algorithm converged.	NE	NE	NE		NE		Algorithm converged.	NE	NE
Psychiatric disorders	Depression	Male	265	53.5	1	0.4	269	54.0	0	0.0		*	Quasi-complete separation of data points detected.				*	WARNING: Negative of Hessian not positive definite.			NE		Algorithm converged.	NE	NE	NE	NE	NE		Algorithm converged.	NE	NE
Psychiatric disorders	Depression	Female	230	46.5	0	0.0	229	46.0	0	0.0	NE			NE	NE	NE		NE	NE	NE	NE		NE	NE	NE	NE		NE		NE	NE	NE
Psychiatric disorders	Disorientation	Male	265	53.5	1	0.4	269	54.0	0	0.0		*	Quasi-complete separation of data points detected.				*	WARNING: Negative of Hessian not positive definite.			NE		Algorithm converged.	NE	NE	NE	NE	NE		Algorithm converged.	NE	NE
Psychiatric disorders	Disorientation	Female	230	46.5	0	0.0	229	46.0	0	0.0	NE			NE	NE	NE		NE	NE	NE	NE		NE	NE	NE	NE		NE		NE	NE	NE
Psychiatric disorders	Insomnia	Male	265	53.5	0	0.0	269	54.0	1	0.4		*	Quasi-complete separation of data points detected.				*	ERROR: The mean parameter is either invalid or at a limit of its range for some observations.			0.00		Algorithm converged.	0.00	NE	0.9999	0.0968	>999.99		Algorithm converged.	0.00	NE
Psychiatric disorders	Insomnia	Female	230	46.5	1	0.4	229	46.0	0	0.0		*	Quasi-complete separation of data points detected.				*	WARNING: Negative of Hessian not positive definite.			NE		Algorithm converged.	NE	NE	NE		NE		Algorithm converged.	NE	NE
Psychiatric disorders	Mental status changes	Male	265	53.5	0	0.0	269	54.0	0	0.0	NE			NE	NE	NE		NE	NE	NE	NE		NE	NE	NE	NE	NE	NE		NE	NE	NE
Psychiatric disorders	Mental status changes	Female	230	46.5	1	0.4	229	46.0	0	0.0		*	Quasi-complete separation of data points detected.				*	WARNING: Negative of Hessian not positive definite.			NE		Algorithm converged.	NE	NE	NE		NE		Algorithm converged.	NE	NE
Renal and urinary disorders		Male	265	53.5	2	0.8	269	54.0	2	0.7	1.02		Convergence criterion (GCONV=1E-8) satisfied.	0.14	7.26	0.000		Algorithm converged.	-0.015	0.015	1.02		Algorithm converged.	0.14	7.15	0.9880	0.1498	0.99		Algorithm converged.	0.14	6.94
Renal and urinary disorders		Female	230	46.5	2	0.9	229	46.0	0	0.0		*	Quasi-complete separation of data points detected.				*	WARNING: Negative of Hessian not positive definite.			NE		Algorithm converged.	NE	NE	NE		NE		Algorithm converged.	NE	NE
Renal and urinary disorders	Acute kidney injury	Male	265	53.5	1	0.4	269	54.0	1	0.4	1.02		Convergence criterion (GCONV=1E-8) satisfied.	0.06	16.31	0.000		Algorithm converged.	-0.010	0.010	1.02		Algorithm converged.	0.06	16.14	0.9915	0.1909	0.99		Algorithm converged.	0.06	15.67
Renal and urinary disorders	Acute kidney injury	Female	230	46.5	2	0.9	229	46.0	0	0.0		*	Quasi-complete separation of data points detected.				*	WARNING: Negative of Hessian not positive definite.			NE		Algorithm converged.	NE	NE	NE		NE		Algorithm converged.	NE	NE
Renal and urinary disorders	Cystitis noninfective	Male	265	53.5	0	0.0	269	54.0	1	0.4		*	Quasi-complete separation of data points detected.				*	ERROR: The mean parameter is either invalid or at a limit of its range for some observations.			0.00		Algorithm converged.	0.00	NE	0.9999	NE	>999.99		Algorithm converged.	0.00	NE
Renal and urinary disorders	Cystitis noninfective	Female	230	46.5	0	0.0	229	46.0	0	0.0	NE			NE	NE	NE		NE	NE	NE	NE		NE	NE	NE	NE		NE		NE	NE	NE
Renal and urinary disorders	Renal failure	Male	265	53.5	1	0.4	269	54.0	0	0.0		*	Quasi-complete separation of data points detected.				*	WARNING: Negative of Hessian not positive definite.			NE		Algorithm converged.	NE	NE	NE	NE	NE		Algorithm converged.	NE	NE
Renal and urinary disorders	Renal failure	Female	230	46.5	0	0.0	229	46.0	0	0.0	NE			NE	NE	NE		NE	NE	NE	NE		NE	NE	NE	NE		NE		NE	NE	NE
Renal and urinary disorders	Urinary retention	Male	265	53.5	1	0.4	269	54.0	0	0.0		*	Quasi-complete separation of data points detected.				*	WARNING: Negative of Hessian not positive definite.			NE		Algorithm converged.	NE	NE	NE	NE	NE		Algorithm converged.	NE	NE
Renal and urinary disorders	Urinary retention	Female	230	46.5	0	0.0	229	46.0	0	0.0	NE			NE	NE	NE		NE	NE	NE	NE		NE	NE	NE	NE		NE		NE	NE	NE
Reproductive system and breast disorders		Male	265	53.5	0	0.0	269	54.0	0	0.0	NE			NE	NE	NE		NE	NE	NE	NE		NE	NE	NE	NE	NE	NE		NE	NE	NE
Reproductive system and breast disorders		Female	230	46.5	2	0.9	229	46.0	0	0.0		*	Quasi-complete separation of data points detected.				*	WARNING: Negative of Hessian not positive definite.			NE		Algorithm converged.	NE	NE	NE		NE		Algorithm converged.	NE	NE
Reproductive system and breast disorders	Female genital tract fistula	Male	265	53.5	0	0.0	269	54.0	0	0.0	NE			NE	NE	NE		NE	NE	NE	NE		NE	NE	NE	NE	NE	NE		NE	NE	NE
Reproductive system and breast disorders	Female genital tract fistula	Female	230	46.5	1	0.4	229	46.0	0	0.0		*	Quasi-complete separation of data points detected.				*	WARNING: Negative of Hessian not positive definite.			NE		Algorithm converged.	NE	NE	NE		NE		Algorithm converged.	NE	NE
Reproductive system and breast disorders	Uterine pain	Male	265	53.5	0	0.0	269	54.0	0	0.0	NE			NE	NE	NE		NE	NE	NE	NE		NE	NE	NE	NE	NE	NE		NE	NE	NE
Reproductive system and breast disorders	Uterine pain	Female	230	46.5	1	0.4	229	46.0	0	0.0		*	Quasi-complete separation of data points detected.				*	WARNING: Negative of Hessian not positive definite.			NE		Algorithm converged.	NE	NE	NE		NE		Algorithm converged.	NE	NE
Respiratory, thoracic and mediastinal disorders		Male	265	53.5	9	3.4	269	54.0	6	2.2	1.54		Convergence criterion (GCONV=1E-8) satisfied.	0.54	4.39	0.012		Algorithm converged.	-0.016	0.040	1.52		Algorithm converged.	0.55	4.22	0.4187	0.4414	0.66		Algorithm converged.	0.24	1.82
Respiratory, thoracic and mediastinal disorders		Female	230	46.5	5	2.2	229	46.0	6	2.6	0.83		Convergence criterion (GCONV=1E-8) satisfied.	0.25	2.75	-0.004		Algorithm converged.	-0.032	0.024	0.83		Algorithm converged.	0.26	2.68	0.7550		1.21		Algorithm converged.	0.37	3.89
Respiratory, thoracic and mediastinal disorders	Acute respiratory failure	Male	265	53.5	0	0.0	269	54.0	1	0.4		*	Quasi-complete separation of data points detected.				*	ERROR: The mean parameter is either invalid or at a limit of its range for some observations.			0.00		Algorithm converged.	0.00	NE	0.9999	NE	>999.99		Algorithm converged.	0.00	NE
Respiratory, thoracic and mediastinal disorders	Acute respiratory failure	Female	230	46.5	0	0.0	229	46.0	0	0.0	NE			NE	NE	NE		NE	NE	NE	NE		NE	NE	NE	NE		NE		NE	NE	NE
Respiratory, thoracic and mediastinal disorders	Chronic obstructive pulmonary disease	Male	265	53.5	0	0.0	269	54.0	1	0.4		*	Quasi-complete separation of data points detected.				*	ERROR: The mean parameter is either invalid or at a limit of its range for some observations.			0.00		Algorithm converged.	0.00	NE	0.9999	NE	>999.99		Algorithm converged.	0.00	NE
Respiratory, thoracic and mediastinal disorders	Chronic obstructive pulmonary disease	Female	230	46.5	0	0.0	229	46.0	0	0.0	NE			NE	NE	NE		NE	NE	NE	NE		NE	NE	NE	NE		NE		NE	NE	NE
Respiratory, thoracic and mediastinal disorders	Dyspnoea	Male	265	53.5	3	1.1	269	54.0	1	0.4	3.07		Convergence criterion (GCONV=1E-8) satisfied.	0.32	29.68	0.008		Algorithm converged.	-0.007	0.022	3.05		Algorithm converged.	0.32	29.09	0.3335	0.0490	0.33		Algorithm converged.	0.03	3.14
Respiratory, thoracic and mediastinal disorders	Dyspnoea	Female	230	46.5	0	0.0	229	46.0	2	0.9		*	Quasi-complete separation of data points detected.				*	WARNING: Negative of Hessian not positive definite.			0.00		Algorithm converged.	0.00	NE	0.9999		>999.99		Algorithm converged.	0.00	NE
Respiratory, thoracic and mediastinal disorders	Hypoxia	Male	265	53.5	3	1.1	269	54.0	1	0.4	3.07		Convergence criterion (GCONV=1E-8) satisfied.	0.32	29.68	0.008		Algorithm converged.	-0.007	0.022	3.05		Algorithm converged.	0.32	29.09	0.3335	0.3436	0.33		Algorithm converged.	0.03	3.14
Respiratory, thoracic and mediastinal disorders	Hypoxia	Female	230	46.5	2	0.9	229	46.0	0	0.0		*	Quasi-complete separation of data points detected.				*	WARNING: Negative of Hessian not positive definite.			NE		Algorithm converged.	NE	NE	NE		NE		Algorithm converged.	NE	NE
Respiratory, thoracic and mediastinal disorders	Oropharyngeal pain	Male	265	53.5	1	0.4	269	54.0	1	0.4	1.02		Convergence criterion (GCONV=1E-8) satisfied.	0.06	16.31	0.000		Algorithm converged.	-0.010	0.010	1.02		Algorithm converged.	0.06	16.14	0.9915	1.0000	0.99		Algorithm converged.	0.06	15.67
Respiratory, thoracic and mediastinal disorders	Oropharyngeal pain	Female	230	46.5	0	0.0	229	46.0	0	0.0	NE			NE	NE	NE		NE	NE	NE	NE		NE	NE	NE	NE		NE		NE	NE	NE
Respiratory, thoracic and mediastinal disorders	Pleural effusion	Male	265	53.5	0	0.0	269	54.0	0	0.0	NE			NE	NE	NE		NE	NE	NE	NE		NE	NE	NE	NE	NE	NE		NE	NE	NE
Respiratory, thoracic and mediastinal disorders	Pleural effusion	Female	230	46.5	0	0.0	229	46.0	1	0.4		*	Quasi-complete separation of data points detected.				*	WARNING: Negative of Hessian not positive definite.			0.00		Algorithm converged.	0.00	NE	0.9999		>999.99		Algorithm converged.	0.00	NE
Respiratory, thoracic and mediastinal disorders	Pneumonitis	Male	265	53.5	1	0.4	269	54.0	1	0.4	1.02		Convergence criterion (GCONV=1E-8) satisfied.	0.06	16.31	0.000		Algorithm converged.	-0.010	0.010	1.02		Algorithm converged.	0.06	16.14	0.9915	0.3029	0.99		Algorithm converged.	0.06	15.67
Respiratory, thoracic and mediastinal disorders	Pneumonitis	Female	230	46.5	0	0.0	229	46.0	1	0.4		*	Quasi-complete separation of data points detected.				*	WARNING: Negative of Hessian not positive definite.			0.00		Algorithm converged.	0.00	NE	0.9999		>999.99		Algorithm converged.	0.00	NE
Respiratory, thoracic and mediastinal disorders	Pulmonary embolism	Male	265	53.5	1	0.4	269	54.0	1	0.4	1.02		Convergence criterion (GCONV=1E-8) satisfied.	0.06	16.31	0.000		Algorithm converged.	-0.010	0.010	1.02		Algorithm converged.	0.06	16.14	0.9915	0.7170	0.99		Algorithm converged.	0.06	15.67
Respiratory, thoracic and mediastinal disorders	Pulmonary embolism	Female	230	46.5	2	0.9	229	46.0	1	0.4	2.00		Convergence criterion (GCONV=1E-8) satisfied.	0.18	22.21	0.004		Algorithm converged.	-0.010	0.019	1.99		Algorithm converged.	0.18	21.81	0.5727		0.50		Algorithm converged.	0.05	5.50
Respiratory, thoracic and mediastinal disorders	Pulmonary oedema	Male	265	53.5	0	0.0	269	54.0	0	0.0	NE			NE	NE	NE		NE	NE	NE	NE		NE	NE	NE	NE	NE	NE		NE	NE	NE
Respiratory, thoracic and mediastinal disorders	Pulmonary oedema	Female	230	46.5	1	0.4	229	46.0	0	0.0		*	Quasi-complete separation of data points detected.				*	WARNING: Negative of Hessian not positive definite.			NE		Algorithm converged.	NE	NE	NE		NE		Algorithm converged.	NE	NE
Respiratory, thoracic and mediastinal disorders	Tachypnoea	Male	265	53.5	0	0.0	269	54.0	0	0.0	NE			NE	NE	NE		NE	NE	NE	NE		NE	NE	NE	NE	NE	NE		NE	NE	NE
Respiratory, thoracic and mediastinal disorders	Tachypnoea	Female	230	46.5	0	0.0	229	46.0	1	0.4		*	Quasi-complete separation of data points detected.				*	WARNING: Negative of Hessian not positive definite.			0.00		Algorithm converged.	0.00	NE	0.9999		>999.99		Algorithm converged.	0.00	NE
Skin and subcutaneous tissue disorders		Male	265	53.5	5	1.9	269	54.0	1	0.4	5.15		Convergence criterion (GCONV=1E-8) satisfied.	0.60	44.41	0.015		Algorithm converged.	-0.003	0.033	5.08		Algorithm converged.	0.60	43.15	0.1369	0.0274	0.20		Algorithm converged.	0.02	1.68
Skin and subcutaneous tissue disorders		Female	230	46.5	1	0.4	229	46.0	4	1.7	0.25		Convergence criterion (GCONV=1E-8) satisfied.	0.03	2.21	-0.013		Algorithm converged.	-0.032	0.006	0.25		Algorithm converged.	0.03	2.21	0.2120		4.02		Algorithm converged.	0.45	35.67
Skin and subcutaneous tissue disorders	Alopecia	Male	265	53.5	0	0.0	269	54.0	0	0.0	NE			NE	NE	NE		NE	NE	NE	NE		NE	NE	NE	NE	NE	NE		NE	NE	NE
Skin and subcutaneous tissue disorders	Alopecia	Female	230	46.5	0	0.0	229	46.0	1	0.4		*	Quasi-complete separation of data points detected.				*	WARNING: Negative of Hessian not positive definite.			0.00		Algorithm converged.	0.00	NE	0.9999		>999.99		Algorithm converged.	0.00	NE
Skin and subcutaneous tissue disorders	Bullous haemorrhagic dermatosis	Male	265	53.5	1	0.4	269	54.0	0	0.0		*	Quasi-complete separation of data points detected.				*	WARNING: Negative of Hessian not positive definite.			NE		Algorithm converged.	NE	NE	NE	NE	NE		Algorithm converged.	NE	NE

Skin and subcutaneous tissue disorders	Bullous haemorrhagic dermatosis	Female	230	46.5	0	0.0	229	46.0	0	0.0	NE			NE	NE	NE		NE	NE	NE	NE		NE	NE	NE	NE		NE		NE	NE	NE
Skin and subcutaneous tissue disorders	Hyperhidrosis	Male	265	53.5	0	0.0	269	54.0	0	0.0	NE			NE	NE	NE		NE	NE	NE	NE		NE	NE	NE	NE	NE	NE		NE	NE	NE
Skin and subcutaneous tissue disorders	Hyperhidrosis	Female	230	46.5	0	0.0	229	46.0	1	0.4		*	Quasi-complete separation of data points detected.				*	WARNING: Negative of Hessian not positive definite.			0.00		Algorithm converged.	0.00	NE	0.9999		>999.99		Algorithm converged.	0.00	NE
Skin and subcutaneous tissue disorders	Nail discolouration	Male	265	53.5	0	0.0	269	54.0	0	0.0	NE			NE	NE	NE		NE	NE	NE	NE		NE	NE	NE	NE	NE	NE		NE	NE	NE
Skin and subcutaneous tissue disorders	Nail discolouration	Female	230	46.5	0	0.0	229	46.0	1	0.4		*	Quasi-complete separation of data points detected.				*	WARNING: Negative of Hessian not positive definite.			0.00		Algorithm converged.	0.00	NE	0.9999		>999.99		Algorithm converged.	0.00	NE
Skin and subcutaneous tissue disorders	Pruritus	Male	265	53.5	0	0.0	269	54.0	0	0.0	NE			NE	NE	NE		NE	NE	NE	NE		NE	NE	NE	NE	NE	NE		NE	NE	NE
Skin and subcutaneous tissue disorders	Pruritus	Female	230	46.5	0	0.0	229	46.0	1	0.4		*	Quasi-complete separation of data points detected.				*	WARNING: Negative of Hessian not positive definite.			0.00		Algorithm converged.	0.00	NE	0.9999		>999.99		Algorithm converged.	0.00	NE
Skin and subcutaneous tissue disorders	Psoriasis	Male	265	53.5	1	0.4	269	54.0	0	0.0		*	Quasi-complete separation of data points detected.				*	WARNING: Negative of Hessian not positive definite.			NE		Algorithm converged.	NE	NE	NE	NE	NE		Algorithm converged.	NE	NE
Skin and subcutaneous tissue disorders	Psoriasis	Female	230	46.5	0	0.0	229	46.0	0	0.0	NE			NE	NE	NE		NE	NE	NE	NE		NE	NE	NE	NE		NE		NE	NE	NE
Skin and subcutaneous tissue disorders	Rash	Male	265	53.5	1	0.4	269	54.0	1	0.4	1.02		Convergence criterion (GCONV=1E-8) satisfied.	0.06	16.31	0.000		Algorithm converged.	-0.010	0.010	1.02		Algorithm converged.	0.06	16.14	0.9915	0.3089	0.99		Algorithm converged.	0.06	15.67
Skin and subcutaneous tissue disorders	Rash	Female	230	46.5	1	0.4	229	46.0	0	0.0		*	Quasi-complete separation of data points detected.				*	WARNING: Negative of Hessian not positive definite.			NE		Algorithm converged.	NE	NE	NE		NE		Algorithm converged.	NE	NE
Skin and subcutaneous tissue disorders	Rash maculo-papular	Male	265	53.5	1	0.4	269	54.0	0	0.0		*	Quasi-complete separation of data points detected.				*	WARNING: Negative of Hessian not positive definite.			NE		Algorithm converged.	NE	NE	NE	NE	NE		Algorithm converged.	NE	NE
Skin and subcutaneous tissue disorders	Rash maculo-papular	Female	230	46.5	0	0.0	229	46.0	0	0.0	NE			NE	NE	NE		NE	NE	NE	NE		NE	NE	NE	NE		NE		NE	NE	NE
Skin and subcutaneous tissue disorders	Urticaria	Male	265	53.5	1	0.4	269	54.0	0	0.0		*	Quasi-complete separation of data points detected.				*	WARNING: Negative of Hessian not positive definite.			NE		Algorithm converged.	NE	NE	NE	0.0945	NE		Algorithm converged.	NE	NE
Skin and subcutaneous tissue disorders	Urticaria	Female	230	46.5	0	0.0	229	46.0	1	0.4		*	Quasi-complete separation of data points detected.				*	WARNING: Negative of Hessian not positive definite.			0.00		Algorithm converged.	0.00	NE	0.9999		>999.99		Algorithm converged.	0.00	NE
Vascular disorders		Male	265	53.5	10	3.8	269	54.0	6	2.2	1.72		Convergence criterion (GCONV=1E-8) satisfied.	0.62	4.80	0.015		Algorithm converged.	-0.014	0.044	1.69		Algorithm converged.	0.62	4.59	0.3017	0.1037	0.59		Algorithm converged.	0.22	1.60
Vascular disorders		Female	230	46.5	6	2.6	229	46.0	11	4.8	0.53		Convergence criterion (GCONV=1E-8) satisfied.	0.19	1.46	-0.022		Algorithm converged.	-0.056	0.013	0.54		Algorithm converged.	0.20	1.44	0.2210		1.84		Algorithm converged.	0.69	4.90
Vascular disorders	Deep vein thrombosis	Male	265	53.5	1	0.4	269	54.0	0	0.0		*	Quasi-complete separation of data points detected.				*	WARNING: Negative of Hessian not positive definite.			NE		Algorithm converged.	NE	NE	NE	0.0945	NE		Algorithm converged.	NE	NE
Vascular disorders	Deep vein thrombosis	Female	230	46.5	0	0.0	229	46.0	1	0.4		*	Quasi-complete separation of data points detected.				*	WARNING: Negative of Hessian not positive definite.			0.00		Algorithm converged.	0.00	NE	0.9999		>999.99		Algorithm converged.	0.00	NE
Vascular disorders	Embolism	Male	265	53.5	0	0.0	269	54.0	0	0.0	NE			NE	NE	NE		NE	NE	NE	NE		NE	NE	NE	NE	1.0000	NE		NE	NE	NE
Vascular disorders	Embolism	Female	230	46.5	1	0.4	229	46.0	1	0.4	1.00		Convergence criterion (GCONV=1E-8) satisfied.	0.06	16.01	0.000		Algorithm converged.	-0.012	0.012	1.00		Algorithm converged.	0.06	15.82	0.9975		1.00		Algorithm converged.	0.06	15.96
Vascular disorders	Hypertension	Male	265	53.5	7	2.6	269	54.0	5	1.9	1.43		Convergence criterion (GCONV=1E-8) satisfied.	0.45	4.57	0.008		Algorithm converged.	-0.017	0.033	1.42		Algorithm converged.	0.46	4.42	0.5439	0.0573	0.70		Algorithm converged.	0.23	2.19
Vascular disorders	Hypertension	Female	230	46.5	2	0.9	229	46.0	8	3.5	0.24		Convergence criterion (GCONV=1E-8) satisfied.	0.05	1.15	-0.026		Algorithm converged.	-0.053	0.000	0.25		Algorithm converged.	0.05	1.16	0.0765		4.02		Algorithm converged.	0.86	18.71
Vascular disorders	Hypotension	Male	265	53.5	1	0.4	269	54.0	1	0.4	1.02		Convergence criterion (GCONV=1E-8) satisfied.	0.06	16.31	0.000		Algorithm converged.	-0.010	0.010	1.02		Algorithm converged.	0.06	16.14	0.9915	1.0000	0.99		Algorithm converged.	0.06	15.67
Vascular disorders	Hypotension	Female	230	46.5	0	0.0	229	46.0	0	0.0	NE			NE	NE	NE		NE	NE	NE	NE		NE	NE	NE	NE		NE		NE	NE	NE
Vascular disorders	Pallor	Male	265	53.5	0	0.0	269	54.0	0	0.0	NE			NE	NE	NE		NE	NE	NE	NE		NE	NE	NE	NE	NE	NE		NE	NE	NE
Vascular disorders	Pallor	Female	230	46.5	0	0.0	229	46.0	1	0.4		*	Quasi-complete separation of data points detected.				*	WARNING: Negative of Hessian not positive definite.			0.00		Algorithm converged.	0.00	NE	0.9999		>999.99		Algorithm converged.	0.00	NE
Vascular disorders	Peripheral coldness	Male	265	53.5	0	0.0	269	54.0	0	0.0	NE			NE	NE	NE		NE	NE	NE	NE		NE	NE	NE	NE	NE	NE		NE	NE	NE
Vascular disorders	Peripheral coldness	Female	230	46.5	0	0.0	229	46.0	1	0.4		*	Quasi-complete separation of data points detected.				*	WARNING: Negative of Hessian not positive definite.			0.00		Algorithm converged.	0.00	NE	0.9999		>999.99		Algorithm converged.	0.00	NE
Vascular disorders	Peripheral embolism	Male	265	53.5	0	0.0	269	54.0	0	0.0	NE			NE	NE	NE		NE	NE	NE	NE		NE	NE	NE	NE	NE	NE		NE	NE	NE
Vascular disorders	Peripheral embolism	Female	230	46.5	1	0.4	229	46.0	0	0.0		*	Quasi-complete separation of data points detected.				*	WARNING: Negative of Hessian not positive definite.			NE		Algorithm converged.	NE	NE	NE		NE		Algorithm converged.	NE	NE
Vascular disorders	Peripheral ischaemia	Male	265	53.5	0	0.0	269	54.0	1	0.4		*	Quasi-complete separation of data points detected.				*	ERROR: The mean parameter is either invalid or at a limit of its range for some observations.			0.00		Algorithm converged.	0.00	NE	0.9999	NE	>999.99		Algorithm converged.	0.00	NE
Vascular disorders	Peripheral ischaemia	Female	230	46.5	0	0.0	229	46.0	0	0.0	NE			NE	NE	NE		NE	NE	NE	NE		NE	NE	NE	NE		NE		NE	NE	NE
Vascular disorders	Systolic hypertension	Male	265	53.5	0	0.0	269	54.0	0	0.0	NE			NE	NE	NE		NE	NE	NE	NE		NE	NE	NE	NE	NE	NE		NE	NE	NE
Vascular disorders	Systolic hypertension	Female	230	46.5	1	0.4	229	46.0	0	0.0		*	Quasi-complete separation of data points detected.				*	WARNING: Negative of Hessian not positive definite.			NE		Algorithm converged.	NE	NE	NE		NE		Algorithm converged.	NE	NE
Vascular disorders	Thrombosis	Male	265	53.5	1	0.4	269	54.0	0	0.0		*	Quasi-complete separation of data points detected.				*	WARNING: Negative of Hessian not positive definite.			NE		Algorithm converged.	NE	NE	NE	NE	NE		Algorithm converged.	NE	NE
Vascular disorders	Thrombosis	Female	230	46.5	0	0.0	229	46.0	0	0.0	NE			NE	NE	NE		NE	NE	NE	NE		NE	NE	NE	NE		NE		NE	NE	NE
Vascular disorders	Venous thrombosis	Male	265	53.5	0	0.0	269	54.0	0	0.0	NE			NE	NE	NE		NE	NE	NE	NE		NE	NE	NE	NE	NE	NE		NE	NE	NE
Vascular disorders	Venous thrombosis	Female	230	46.5	1	0.4	229	46.0	0	0.0		*	Quasi-complete separation of data points detected.				*	WARNING: Negative of Hessian not positive definite.			NE		Algorithm converged.	NE	NE	NE		NE		Algorithm converged.	NE	NE

Includes treatment-emergent AEs during AE reporting period only, which is defined as new or worsening AE from the first dose of any study drug through 90 days after the last dose of any study drug or prior to NALT, whichever is earlier.
Only AEs of highest severity are counted.
Test for interaction based on RR (Log-binomial regression)
* indicates convergence problem. Result is uninterpretable.
Clinical cut-off: 15JUN2022

Program: root/clinical_studies/RO5541077/CDPT7884/GO39942/data_analysis/ACE_FINAL_OS/prod/program/t_ae_raw_soc.sas
Output: root/clinical_studies/RO5541077/CDPT7884/GO39942/data_analysis/ACE_FINAL_OS/prod/output/t_ae_raw_soc_sg2_WGR3AE_SE_POOLED_15JUN2022_39942.xls
08FEB2023 18:19

POPULATION: Global and China Extension Population, Safety-Evaluable Population
ENDPOINT: AEs Grade 4
MODEL: Unstratified analysis
STUDY: GO39942
Dichotomous Analysis by Subgroups (Safety)

All

			Polatuzumab Vedotin + R-CHP (N=495)				R-CHOP (N=498)				Polatuzumab Vedotin + R-CHP vs. R-CHOP																		R-CHOP vs. Polatuzumab Vedotin + R-CHP				
			Patients		Patients with Event		Patients		Patients with Event		Odds Ratio					Absolute Risk Difference					Relative Risk							Relative Risk				
MedDRA System Organ Class	MedDRA Preferred Term	Level	n	%	n	%	n	%	n	%	Odds Ratio		Convergence Reason	95% Lower CL	95% Upper CL	Absolute Risk		Convergence Reason	95% Lower CL	95% Upper CL	Relative Risk		Convergence Reason	95% Lower CL	95% Upper CL	p-value (Wald)	Interaction Test p-value (likelihood ratio)	Relative Risk		Convergence Reason	95% Lower CL	95% Upper CL
Blood and lymphatic system disorders		n/a	495	100.0	109	22.0	498	100.0	112	22.5	0.97		Convergence criterion (GCONV=1E-8) satisfied.	0.72	1.31	-0.005		Algorithm converged.	-0.056	0.047	0.98		Algorithm converged.	0.78	1.24	0.8588	NE	1.02		Algorithm converged.	0.81	1.29
Blood and lymphatic system disorders	Agranulocytosis	n/a	495	100.0	0	0.0	498	100.0	1	0.2		*	Quasi-complete separation of data points detected.				*	WARNING: Negative of Hessian not positive definite.			0.00		Algorithm converged.	0.00	NE	0.9999	NE	>999.99		Algorithm converged.	0.00	NE
Blood and lymphatic system disorders	Anaemia	n/a	495	100.0	3	0.6	498	100.0	1	0.2	3.03		Convergence criterion (GCONV=1E-8) satisfied.	0.31	29.23	0.004		Algorithm converged.	-0.004	0.012	3.02		Algorithm converged.	0.32	28.92	0.3380	NE	0.33		Algorithm converged.	0.03	3.17
Blood and lymphatic system disorders	Aplasia pure red cell	n/a	495	100.0	1	0.2	498	100.0	1	0.2	1.01		Convergence criterion (GCONV=1E-8) satisfied.	0.06	16.13	0.000		Algorithm converged.	-0.006	0.006	1.01		Algorithm converged.	0.06	16.04	0.9966	NE	0.99		Algorithm converged.	0.06	15.85
Blood and lymphatic system disorders	Cytopenia	n/a	495	100.0	1	0.2	498	100.0	0	0.0		*	Quasi-complete separation of data points detected.				*	WARNING: Negative of Hessian not positive definite.			NE		Algorithm converged.	NE	NE	NE	NE	NE		Algorithm converged.	NE	NE
Blood and lymphatic system disorders	Febrile bone marrow aplasia	n/a	495	100.0	0	0.0	498	100.0	1	0.2		*	Quasi-complete separation of data points detected.				*	WARNING: Negative of Hessian not positive definite.			0.00		Algorithm converged.	0.00	NE	0.9999	NE	>999.99		Algorithm converged.	0.00	NE
Blood and lymphatic system disorders	Febrile neutropenia	n/a	495	100.0	18	3.6	498	100.0	11	2.2	1.67		Convergence criterion (GCONV=1E-8) satisfied.	0.78	3.57	0.014		Algorithm converged.	-0.007	0.035	1.65		Algorithm converged.	0.79	3.45	0.1865	NE	0.61		Algorithm converged.	0.29	1.27
Blood and lymphatic system disorders	Leukopenia	n/a	495	100.0	19	3.8	498	100.0	17	3.4	1.13		Convergence criterion (GCONV=1E-8) satisfied.	0.58	2.20	0.004		Algorithm converged.	-0.019	0.028	1.12		Algorithm converged.	0.59	2.14	0.7205	NE	0.89		Algorithm converged.	0.47	1.69
Blood and lymphatic system disorders	Lymphopenia	n/a	495	100.0	2	0.4	498	100.0	3	0.6	0.67		Convergence criterion (GCONV=1E-8) satisfied.	0.11	4.02	-0.002		Algorithm converged.	-0.011	0.007	0.67		Algorithm converged.	0.11	4.00	0.6609	NE	1.49		Algorithm converged.	0.25	8.88
Blood and lymphatic system disorders	Myelosuppression	n/a	495	100.0	3	0.6	498	100.0	0	0.0		*	Quasi-complete separation of data points detected.				*	WARNING: The relative Hessian convergence criterion of 21.631637499 is greater than the limit of 0.0001. The convergence is questionable.			NE		Algorithm converged.	NE	NE	NE	NE	NE		Algorithm converged.	NE	NE
Blood and lymphatic system disorders	Neutropenia	n/a	495	100.0	88	17.8	498	100.0	97	19.5	0.89		Convergence criterion (GCONV=1E-8) satisfied.	0.65	1.23	-0.017		Algorithm converged.	-0.065	0.031	0.91		Algorithm converged.	0.70	1.18	0.4917	NE	1.10		Algorithm converged.	0.84	1.42
Blood and lymphatic system disorders	Thrombocytopenia	n/a	495	100.0	9	1.8	498	100.0	10	2.0	0.90		Convergence criterion (GCONV=1E-8) satisfied.	0.36	2.24	-0.002		Algorithm converged.	-0.019	0.015	0.91		Algorithm converged.	0.37	2.21	0.8272	NE	1.10		Algorithm converged.	0.45	2.69
Cardiac disorders		n/a	495	100.0	0	0.0	498	100.0	1	0.2		*	Quasi-complete separation of data points detected.				*	WARNING: Negative of Hessian not positive definite.			0.00		Algorithm converged.	0.00	NE	0.9999	NE	>999.99		Algorithm converged.	0.00	NE
Cardiac disorders	Atrial fibrillation	n/a	495	100.0	0	0.0	498	100.0	1	0.2		*	Quasi-complete separation of data points detected.				*	WARNING: Negative of Hessian not positive definite.			0.00		Algorithm converged.	0.00	NE	0.9999	NE	>999.99		Algorithm converged.	0.00	NE
Ear and labyrinth disorders		n/a	495	100.0	0	0.0	498	100.0	1	0.2		*	Quasi-complete separation of data points detected.				*	WARNING: Negative of Hessian not positive definite.			0.00		Algorithm converged.	0.00	NE	0.9999	NE	>999.99		Algorithm converged.	0.00	NE
Ear and labyrinth disorders	Deafness	n/a	495	100.0	0	0.0	498	100.0	1	0.2		*	Quasi-complete separation of data points detected.				*	WARNING: Negative of Hessian not positive definite.			0.00		Algorithm converged.	0.00	NE	0.9999	NE	>999.99		Algorithm converged.	0.00	NE
Gastrointestinal disorders		n/a	495	100.0	4	0.8	498	100.0	7	1.4	0.57		Convergence criterion (GCONV=1E-8) satisfied.	0.17	1.96	-0.006		Algorithm converged.	-0.019	0.007	0.57		Algorithm converged.	0.17	1.95	0.3747	NE	1.74		Algorithm converged.	0.51	5.90
Gastrointestinal disorders	Constipation	n/a	495	100.0	1	0.2	498	100.0	0	0.0		*	Quasi-complete separation of data points detected.				*	WARNING: Negative of Hessian not positive definite.			NE		Algorithm converged.	NE	NE	NE	NE	NE		Algorithm converged.	NE	NE
Gastrointestinal disorders	Gastric ulcer	n/a	495	100.0	1	0.2	498	100.0	0	0.0		*	Quasi-complete separation of data points detected.				*	WARNING: Negative of Hessian not positive definite.			NE		Algorithm converged.	NE	NE	NE	NE	NE		Algorithm converged.	NE	NE
Gastrointestinal disorders	Gastrointestinal haemorrhage	n/a	495	100.0	1	0.2	498	100.0	1	0.2	1.01		Convergence criterion (GCONV=1E-8) satisfied.	0.06	16.13	0.000		Algorithm converged.	-0.006	0.006	1.01		Algorithm converged.	0.06	16.04	0.9966	NE	0.99		Algorithm converged.	0.06	15.85
Gastrointestinal disorders	Ileus	n/a	495	100.0	0	0.0	498	100.0	2	0.4		*	Quasi-complete separation of data points detected.				*	WARNING: Negative of Hessian not positive definite.			0.00		Algorithm converged.	0.00	NE	0.9999	NE	>999.99		Algorithm converged.	0.00	NE
Gastrointestinal disorders	Intestinal perforation	n/a	495	100.0	1	0.2	498	100.0	1	0.2	1.01		Convergence criterion (GCONV=1E-8) satisfied.	0.06	16.13	0.000		Algorithm converged.	-0.006	0.006	1.01		Algorithm converged.	0.06	16.04	0.9966	NE	0.99		Algorithm converged.	0.06	15.85
Gastrointestinal disorders	Intra-abdominal haemorrhage	n/a	495	100.0	0	0.0	498	100.0	1	0.2		*	Quasi-complete separation of data points detected.				*	WARNING: Negative of Hessian not positive definite.			0.00		Algorithm converged.	0.00	NE	0.9999	NE	>999.99		Algorithm converged.	0.00	NE
Gastrointestinal disorders	Necrotising colitis	n/a	495	100.0	1	0.2	498	100.0	0	0.0		*	Quasi-complete separation of data points detected.				*	WARNING: Negative of Hessian not positive definite.			NE		Algorithm converged.	NE	NE	NE	NE	NE		Algorithm converged.	NE	NE
Gastrointestinal disorders	Obstruction gastric	n/a	495	100.0	0	0.0	498	100.0	1	0.2		*	Quasi-complete separation of data points detected.				*	WARNING: Negative of Hessian not positive definite.			0.00		Algorithm converged.	0.00	NE	0.9999	NE	>999.99		Algorithm converged.	0.00	NE
Gastrointestinal disorders	Pancreatic disorder	n/a	495	100.0	0	0.0	498	100.0	1	0.2		*	Quasi-complete separation of data points detected.				*	WARNING: Negative of Hessian not positive definite.			0.00		Algorithm converged.	0.00	NE	0.9999	NE	>999.99		Algorithm converged.	0.00	NE
Gastrointestinal disorders	Stomatitis	n/a	495	100.0	1	0.2	498	100.0	0	0.0		*	Quasi-complete separation of data points detected.				*	WARNING: Negative of Hessian not positive definite.			NE		Algorithm converged.	NE	NE	NE	NE	NE		Algorithm converged.	NE	NE
General disorders and administration site conditions		n/a	495	100.0	1	0.2	498	100.0	0	0.0		*	Quasi-complete separation of data points detected.				*	WARNING: Negative of Hessian not positive definite.			NE		Algorithm converged.	NE	NE	NE	NE	NE		Algorithm converged.	NE	NE
General disorders and administration site conditions	Pyrexia	n/a	495	100.0	1	0.2	498	100.0	0	0.0		*	Quasi-complete separation of data points detected.				*	WARNING: Negative of Hessian not positive definite.			NE		Algorithm converged.	NE	NE	NE	NE	NE		Algorithm converged.	NE	NE
Hepatobiliary disorders		n/a	495	100.0	1	0.2	498	100.0	0	0.0		*	Quasi-complete separation of data points detected.				*	WARNING: Negative of Hessian not positive definite.			NE		Algorithm converged.	NE	NE	NE	NE	NE		Algorithm converged.	NE	NE
Hepatobiliary disorders	Cholecystitis acute	n/a	495	100.0	1	0.2	498	100.0	0	0.0		*	Quasi-complete separation of data points detected.				*	WARNING: Negative of Hessian not positive definite.			NE		Algorithm converged.	NE	NE	NE	NE	NE		Algorithm converged.	NE	NE
Infections and infestations		n/a	495	100.0	6	1.2	498	100.0	6	1.2	1.01		Convergence criterion (GCONV=1E-8) satisfied.	0.32	3.14	0.000		Algorithm converged.	-0.014	0.014	1.01		Algorithm converged.	0.33	3.10	0.9916	NE	0.99		Algorithm converged.	0.32	3.06
Infections and infestations	Cytomegalovirus enteritis	n/a	495	100.0	1	0.2	498	100.0	0	0.0		*	Quasi-complete separation of data points detected.				*	WARNING: Negative of Hessian not positive definite.			NE		Algorithm converged.	NE	NE	NE	NE	NE		Algorithm converged.	NE	NE
Infections and infestations	Cytomegalovirus infection	n/a	495	100.0	1	0.2	498	100.0	1	0.2	1.01		Convergence criterion (GCONV=1E-8) satisfied.	0.06	16.13	0.000		Algorithm converged.	-0.006	0.006	1.01		Algorithm converged.	0.06	16.04	0.9966	NE	0.99		Algorithm converged.	0.06	15.85
Infections and infestations	Escherichia bacteraemia	n/a	495	100.0	0	0.0	498	100.0	1	0.2		*	Quasi-complete separation of data points detected.				*	WARNING: Negative of Hessian not positive definite.			0.00		Algorithm converged.	0.00	NE	0.9999	NE	>999.99		Algorithm converged.	0.00	NE
Infections and infestations	Escherichia infection	n/a	495	100.0	1	0.2	498	100.0	0	0.0		*	Quasi-complete separation of data points detected.				*	WARNING: Negative of Hessian not positive definite.			NE		Algorithm converged.	NE	NE	NE	NE	NE		Algorithm converged.	NE	NE
Infections and infestations	Escherichia sepsis	n/a	495	100.0	0	0.0	498	100.0	1	0.2		*	Quasi-complete separation of data points detected.				*	WARNING: Negative of Hessian not positive definite.			0.00		Algorithm converged.	0.00	NE	0.9999	NE	>999.99		Algorithm converged.	0.00	NE
Infections and infestations	Klebsiella sepsis	n/a	495	100.0	0	0.0	498	100.0	1	0.2		*	Quasi-complete separation of data points detected.				*	WARNING: Negative of Hessian not positive definite.			0.00		Algorithm converged.	0.00	NE	0.9999	NE	>999.99		Algorithm converged.	0.00	NE
Infections and infestations	Neutropenic sepsis	n/a	495	100.0	1	0.2	498	100.0	0	0.0		*	Quasi-complete separation of data points detected.				*	WARNING: Negative of Hessian not positive definite.			NE		Algorithm converged.	NE	NE	NE	NE	NE		Algorithm converged.	NE	NE
Infections and infestations	Pneumonia	n/a	495	100.0	1	0.2	498	100.0	1	0.2	1.01		Convergence criterion (GCONV=1E-8) satisfied.	0.06	16.13	0.000		Algorithm converged.	-0.006	0.006	1.01		Algorithm converged.	0.06	16.04	0.9966	NE	0.99		Algorithm converged.	0.06	15.85
Infections and infestations	Sepsis	n/a	495	100.0	0	0.0	498	100.0	3	0.6		*	Quasi-complete separation of data points detected.				*	WARNING: Negative of Hessian not positive definite.			0.00		Algorithm converged.	0.00	NE	0.9999	NE	>999.99		Algorithm converged.	0.00	NE
Infections and infestations	Staphylococcal infection	n/a	495	100.0	2	0.4	498	100.0	0	0.0		*	Quasi-complete separation of data points detected.				*	ERROR: Error in computing the link function, its derivatives, or the variance function.			NE		Algorithm converged.	NE	NE	NE	NE	NE		Algorithm converged.	NE	NE
Infections and infestations	Systemic candida	n/a	495	100.0	0	0.0	498	100.0	1	0.2		*	Quasi-complete separation of data points detected.				*	WARNING: Negative of Hessian not positive definite.			0.00		Algorithm converged.	0.00	NE	0.9999	NE	>999.99		Algorithm converged.	0.00	NE
Injury, poisoning and procedural complications		n/a	495	100.0	1	0.2	498	100.0	1	0.2	1.01		Convergence criterion (GCONV=1E-8) satisfied.	0.06	16.13	0.000		Algorithm converged.	-0.006	0.006	1.01		Algorithm converged.	0.06	16.04	0.9966	NE	0.99		Algorithm converged.	0.06	15.85
Injury, poisoning and procedural complications	Lower limb fracture	n/a	495	100.0	1	0.2	498	100.0	0	0.0		*	Quasi-complete separation of data points detected.				*	WARNING: Negative of Hessian not positive definite.			NE		Algorithm converged.	NE	NE	NE	NE	NE		Algorithm converged.	NE	NE
Injury, poisoning and procedural complications	Spinal column injury	n/a	495	100.0	0	0.0	498	100.0	1	0.2		*	Quasi-complete separation of data points detected.				*	WARNING: Negative of Hessian not positive definite.			0.00		Algorithm converged.	0.00	NE	0.9999	NE	>999.99		Algorithm converged.	0.00	NE
Investigations		n/a	495	100.0	56	11.3	498	100.0	60	12.0	0.93		Convergence criterion (GCONV=1E-8) satisfied.	0.63	1.37	-0.007		Algorithm converged.	-0.047	0.033	0.94		Algorithm converged.	0.67	1.32	0.7185	NE	1.06		Algorithm converged.	0.76	1.50
Investigations	Amylase increased	n/a	495	100.0	0	0.0	498	100.0	1	0.2		*	Quasi-complete separation of data points detected.				*	WARNING: Negative of Hessian not positive definite.			0.00		Algorithm converged.	0.00	NE	0.9999	NE	>999.99		Algorithm converged.	0.00	NE
Investigations	Blood glucose decreased	n/a	495	100.0	0	0.0	498	100.0	1	0.2		*	Quasi-complete separation of data points detected.				*	WARNING: Negative of Hessian not positive definite.			0.00		Algorithm converged.	0.00	NE	0.9999	NE	>999.99		Algorithm converged.	0.00	NE
Investigations	Lipase increased	n/a	495	100.0	0	0.0	498	100.0	4	0.8		*	Quasi-complete separation of data points detected.				*	WARNING: Negative of Hessian not positive definite.			0.00		Algorithm converged.	0.00	NE	0.9999	NE	>999.99		Algorithm converged.	0.00	NE
Investigations	Lymphocyte count decreased	n/a	495	100.0	6	1.2	498	100.0	8	1.6	0.75		Convergence criterion (GCONV=1E-8) satisfied.	0.26	2.18	-0.004		Algorithm converged.	-0.019	0.011	0.75		Algorithm converged.	0.26	2.16	0.5995	NE	1.33		Algorithm converged.	0.46	3.79
Investigations	Neutrophil count decreased	n/a	495	100.0	49	9.9	498	100.0	42	8.4	1.19		Convergence criterion (GCONV=1E-8) satisfied.	0.77	1.84	0.015		Algorithm converged.	-0.021	0.051	1.17		Algorithm converged.	0.79	1.74	0.4242	NE	0.85		Algorithm converged.	0.58	1.26
Investigations	Platelet count decreased	n/a	495	100.0	3	0.6	498	100.0	6	1.2	0.50		Convergence criterion (GCONV=1E-8) satisfied.	0.12	2.01	-0.006		Algorithm converged.	-0.018	0.006	0.50		Algorithm converged.	0.13	2.00	0.3292	NE	1.99		Algorithm converged.	0.50	7.90
Investigations	White blood cell count decreased	n/a	495	100.0	29	5.9	498	100.0	22	4.4	1.35		Convergence criterion (GCONV=1E-8) satisfied.	0.76	2.38	0.014		Algorithm converged.	-0.013	0.042	1.33		Algorithm converged.	0.77	2.28	0.3055	NE	0.75		Algorithm converged.	0.44	1.29
Metabolism and nutrition disorders		n/a	495	100.0	4	0.8	498	100.0	2	0.4	2.02		Convergence criterion (GCONV=1E-8) satisfied.	0.37	11.08	0.004		Algorithm converged.	-0.006	0.014	2.01		Algorithm converged.	0.37	10.94	0.4182	NE	0.50		Algorithm converged.	0.09	2.70
Metabolism and nutrition disorders	Hypercalcaemia	n/a	495	100.0	1	0.2	498	100.0	0	0.0		*	Quasi-complete separation of data points detected.				*	WARNING: Negative of Hessian not positive definite.			NE		Algorithm converged.	NE	NE	NE	NE	NE		Algorithm converged.	NE	NE
Metabolism and nutrition disorders	Hypertriglyceridaemia	n/a	495	100.0	1	0.2	498	100.0	0	0.0		*	Quasi-complete separation of data points detected.				*	WARNING: Negative of Hessian not positive definite.			NE		Algorithm converged.	NE	NE	NE	NE	NE		Algorithm converged.	NE	NE
Metabolism and nutrition disorders	Hyperuricaemia	n/a	495	100.0	1	0.2	498	100.0	0	0.0		*	Quasi-complete separation of data points detected.				*	WARNING: Negative of Hessian not positive definite.			NE		Algorithm converged.	NE	NE	NE	NE	NE		Algorithm converged.	NE	NE
Metabolism and nutrition disorders	Hypokalaemia	n/a	495	100.0	1	0.2	498	100.0	1	0.2	1.01		Convergence criterion (GCONV=1E-8) satisfied.	0.06	16.13	0.000		Algorithm converged.	-0.006	0.006	1.01		Algorithm converged.	0.06	16.04	0.9966	NE	0.99		Algorithm converged.	0.06	15.85
Metabolism and nutrition disorders	Hyponatraemia	n/a	495	100.0	0	0.0	498	100.0	1	0.2		*	Quasi-complete separation of data points detected.				*	WARNING: Negative of Hessian not positive definite.			0.00		Algorithm converged.	0.00	NE	0.9999	NE	>999.99		Algorithm converged.	0.00	NE
Neoplasms benign, malignant and unspecified (incl cysts and polyps)		n/a	495	100.0	1	0.2	498	100.0	0	0.0		*	Quasi-complete separation of data points detected.				*	WARNING: Negative of Hessian not positive definite.			NE		Algorithm converged.	NE	NE	NE	NE	NE		Algorithm converged.	NE	NE
Neoplasms benign, malignant and unspecified (incl cysts and polyps)	Adenocarcinoma pancreas	n/a	495	100.0	1	0.2	498	100.0	0	0.0		*	Quasi-complete separation of data points detected.				*	WARNING: Negative of Hessian not positive definite.			NE		Algorithm converged.	NE	NE	NE	NE	NE		Algorithm converged.	NE	NE
Nervous system disorders		n/a	495	100.0	0	0.0	498	100.0	1	0.2		*	Quasi-complete separation of data points detected.				*	WARNING: Negative of Hessian not positive definite.			0.00		Algorithm converged.	0.00	NE	0.9999	NE	>999.99		Algorithm converged.	0.00	NE
Nervous system disorders	Syncope	n/a	495	100.0	0	0.0	498	100.0	1	0.2		*	Quasi-complete separation of data points detected.				*	WARNING: Negative of Hessian not positive definite.			0.00		Algorithm converged.	0.00	NE	0.9999	NE	>999.99		Algorithm converged.	0.00	NE
Psychiatric disorders		n/a	495	100.0	1	0.2	498	100.0	0	0.0		*	Quasi-complete separation of data points detected.				*	WARNING: Negative of Hessian not positive definite.			NE		Algorithm converged.	NE	NE	NE	NE	NE		Algorithm converged.	NE	NE
Psychiatric disorders	Personality change	n/a	495	100.0	1	0.2	498	100.0	0	0.0		*	Quasi-complete separation of data points detected.				*	WARNING: Negative of Hessian not positive definite.			NE		Algorithm converged.	NE	NE	NE	NE	NE		Algorithm converged.	NE	NE
Renal and urinary disorders		n/a	495	100.0	0	0.0	498	100.0	2	0.4		*	Quasi-complete separation of data points detected.				*	WARNING: Negative of Hessian not positive definite.			0.00		Algorithm converged.	0.00	NE	0.9999	NE	>999.99		Algorithm converged.	0.00	NE
Renal and urinary disorders	Acute kidney injury	n/a	495	100.0	0	0.0	498	100.0	1	0.2		*	Quasi-complete separation of data points detected.				*	WARNING: Negative of Hessian not positive definite.			0.00		Algorithm converged.	0.00	NE	0.9999	NE	>999.99		Algorithm converged.	0.00	NE
Renal and urinary disorders	Renal failure	n/a	495	100.0	0	0.0	498	100.0	1	0.2		*	Quasi-complete separation of data points detected.				*	WARNING: Negative of Hessian not positive definite.			0.00		Algorithm converged.	0.00	NE	0.9999	NE	>999.99		Algorithm converged.	0.00	NE
Respiratory, thoracic and mediastinal disorders		n/a	495	100.0	2	0.4	498	100.0	3	0.6	0.67		Convergence criterion (GCONV=1E-8) satisfied.	0.11	4.02	-0.002		Algorithm converged.	-0.011	0.007	0.67		Algorithm converged.	0.11	4.00	0.6609	NE	1.49		Algorithm converged.	0.25	8.88
Respiratory, thoracic and mediastinal disorders	Acute respiratory distress syndrome	n/a	495	100.0	0	0.0	498	100.0	1	0.2		*	Quasi-complete separation of data points detected.				*	WARNING: Negative of Hessian not positive definite.			0.00		Algorithm converged.	0.00	NE	0.9999	NE	>999.99		Algorithm converged.	0.00	NE
Respiratory, thoracic and mediastinal disorders	Dyspnoea	n/a	495	100.0	1	0.2	498	100.0	1	0.2	1.01		Convergence criterion (GCONV=1E-8) satisfied.	0.06	16.13	0.000		Algorithm converged.	-0.006	0.006	1.01		Algorithm converged.	0.06	16.04	0.9966	NE	0.99		Algorithm converged.	0.06	15.85
Respiratory, thoracic and mediastinal disorders	Lung disorder	n/a	495	100.0	1	0.2	498	100.0	0	0.0		*	Quasi-complete separation of data points detected.				*	WARNING: Negative of Hessian not positive definite.			NE		Algorithm converged.	NE	NE	NE	NE	NE		Algorithm converged.	NE	NE
Respiratory, thoracic and mediastinal disorders	Respiratory failure	n/a	495	100.0	1	0.2	498	100.0	1	0.2	1.01		Convergence criterion (GCONV=1E-8) satisfied.	0.06	16.13	0.000		Algorithm converged.	-0.006	0.006	1.01		Algorithm converged.	0.06	16.04	0.9966	NE	0.99		Algorithm converged.	0.06	15.85
Vascular disorders		n/a	495	100.0	0	0.0	498	100.0	2	0.4		*	Quasi-complete separation of data points detected.				*	WARNING: Negative of Hessian not positive definite.			0.00		Algorithm converged.	0.00	NE	0.9999	NE	>999.99		Algorithm converged.	0.00	NE
Vascular disorders	Hypotension	n/a	495	100.0	0	0.0	498	100.0	2	0.4		*	Quasi-complete separation of data points detected.				*	WARNING: Negative of Hessian not positive definite.			0.00		Algorithm converged.	0.00	NE	0.9999	NE	>999.99		Algorithm converged.	0.00	NE

Includes treatment-emergent AEs during AE reporting period only, which is defined as new or worsening AE from the first dose of any study drug through 90 days after the last dose of any study drug or prior to NALT, whichever is earlier.
Only AEs of highest severity are counted.
Test for interaction based on RR (Log-binomial regression)
* indicates convergence problem. Result is uninterpretable.
Clinical cut-off: 15JUN2022

Program: root/clinical_studies/RO5541077/CDPT7884/GO39942/data_analysis/ACE_FINAL_OS/prod/program/t_ae_raw_soc.sas
Output: root/clinical_studies/RO5541077/CDPT7884/GO39942/data_analysis/ACE_FINAL_OS/prod/output/t_ae_raw_soc_sg2_WGR4AE_SE_POOLED_15JUN2022_39942.xls
08FEB2023 18:33

POPULATION: Global and China Extension Population, Safety-Evaluable Population
ENDPOINT: AEs Grade 4
MODEL: Unstratified analysis
STUDY: GO39942
Dichotomous Analysis by Subgroups (Safety)

Age

			Polatuzumab Vedotin + R-CHP (N=495)				R-CHOP (N=498)				Polatuzumab Vedotin + R-CHP vs. R-CHOP																	R-CHOP vs. Polatuzumab Vedotin + R-CHP				
			Patients		Patients with Event		Patients		Patients with Event		Odds Ratio					Absolute Risk Difference					Relative Risk							Relative Risk				
MedDRA System Organ Class	MedDRA Preferred Term	Level	n	%	n	%	n	%	n	%	Odds Ratio		Convergence Reason	95% Lower CL	95% Upper CL	Absolute Risk		Convergence Reason	95% Lower CL	95% Upper CL	Relative Risk		Convergence Reason	95% Lower CL	95% Upper CL	p-value (Wald)	Interaction Test p-value (likelihood ratio)	Relative Risk		Convergence Reason	95% Lower CL	95% Upper CL
Blood and lymphatic system disorders		<= 60	167	33.7	27	16.2	157	31.5	20	12.7	1.32		Convergence criterion (GCONV=1E-8) satisfied.	0.71	2.47	0.034		Algorithm converged.	-0.042	0.111	1.27		Algorithm converged.	0.74	2.17	0.3831	0.2965	0.79		Algorithm converged.	0.46	1.35
Blood and lymphatic system disorders		> 60	328	66.3	82	25.0	341	68.5	92	27.0	0.90		Convergence criterion (GCONV=1E-8) satisfied.	0.64	1.28	-0.020		Algorithm converged.	-0.086	0.047	0.93		Algorithm converged.	0.72	1.20	0.5599		1.08		Algorithm converged.	0.84	1.39
Blood and lymphatic system disorders	Agranulocytosis	<= 60	167	33.7	0	0.0	157	31.5	0	0.0	NE			NE	NE	NE		NE	NE	NE	NE		NE	NE	NE	NE	NE	NE		NE	NE	NE
Blood and lymphatic system disorders	Agranulocytosis	> 60	328	66.3	0	0.0	341	68.5	1	0.3		*	Quasi-complete separation of data points detected.				*	ERROR: The mean parameter is either invalid or at a limit of its range for some observations.			0.00		Algorithm converged.	0.00	NE	0.9999		>999.99		Algorithm converged.	0.00	NE
Blood and lymphatic system disorders	Anaemia	<= 60	167	33.7	2	1.2	157	31.5	0	0.0		*	Quasi-complete separation of data points detected.				*	ERROR: The mean parameter is either invalid or at a limit of its range for some observations.			NE		Algorithm converged.	NE	NE	NE	0.2015	NE		Algorithm converged.	NE	NE
Blood and lymphatic system disorders	Anaemia	> 60	328	66.3	1	0.3	341	68.5	1	0.3	1.04		Convergence criterion (GCONV=1E-8) satisfied.	0.06	16.69	0.000		Algorithm converged.	-0.008	0.008	1.04		Algorithm converged.	0.07	16.55	0.9780		0.96		Algorithm converged.	0.06	15.31
Blood and lymphatic system disorders	Aplasia pure red cell	<= 60	167	33.7	0	0.0	157	31.5	0	0.0	NE			NE	NE	NE		NE	NE	NE	NE		NE	NE	NE	NE	1.0000	NE		NE	NE	NE
Blood and lymphatic system disorders	Aplasia pure red cell	> 60	328	66.3	1	0.3	341	68.5	1	0.3	1.04		Convergence criterion (GCONV=1E-8) satisfied.	0.06	16.69	0.000		Algorithm converged.	-0.008	0.008	1.04		Algorithm converged.	0.07	16.55	0.9780		0.96		Algorithm converged.	0.06	15.31
Blood and lymphatic system disorders	Cytopenia	<= 60	167	33.7	1	0.6	157	31.5	0	0.0		*	Quasi-complete separation of data points detected.				*	WARNING: Negative of Hessian not positive definite.			NE		Algorithm converged.	NE	NE	NE	NE	NE		Algorithm converged.	NE	NE
Blood and lymphatic system disorders	Cytopenia	> 60	328	66.3	0	0.0	341	68.5	0	0.0	NE			NE	NE	NE		NE	NE	NE	NE		NE	NE	NE	NE		NE		NE	NE	NE
Blood and lymphatic system disorders	Febrile bone marrow aplasia	<= 60	167	33.7	0	0.0	157	31.5	0	0.0	NE			NE	NE	NE		NE	NE	NE	NE		NE	NE	NE	NE	NE	NE		NE	NE	NE
Blood and lymphatic system disorders	Febrile bone marrow aplasia	> 60	328	66.3	0	0.0	341	68.5	1	0.3		*	Quasi-complete separation of data points detected.				*	ERROR: The mean parameter is either invalid or at a limit of its range for some observations.			0.00		Algorithm converged.	0.00	NE	0.9999		>999.99		Algorithm converged.	0.00	NE
Blood and lymphatic system disorders	Febrile neutropenia	<= 60	167	33.7	6	3.6	157	31.5	3	1.9	1.91		Convergence criterion (GCONV=1E-8) satisfied.	0.47	7.78	0.017		Algorithm converged.	-0.019	0.052	1.88		Algorithm converged.	0.48	7.39	0.3659	0.8210	0.53		Algorithm converged.	0.14	2.09
Blood and lymphatic system disorders	Febrile neutropenia	> 60	328	66.3	12	3.7	341	68.5	8	2.3	1.58		Convergence criterion (GCONV=1E-8) satisfied.	0.64	3.92	0.013		Algorithm converged.	-0.013	0.039	1.56		Algorithm converged.	0.65	3.77	0.3233		0.64		Algorithm converged.	0.27	1.55
Blood and lymphatic system disorders	Leukopenia	<= 60	167	33.7	3	1.8	157	31.5	3	1.9	0.94		Convergence criterion (GCONV=1E-8) satisfied.	0.19	4.72	-0.001		Algorithm converged.	-0.031	0.028	0.94		Algorithm converged.	0.19	4.59	0.9392	0.7913	1.06		Algorithm converged.	0.22	5.19
Blood and lymphatic system disorders	Leukopenia	> 60	328	66.3	16	4.9	341	68.5	14	4.1	1.20		Convergence criterion (GCONV=1E-8) satisfied.	0.58	2.50	0.008		Algorithm converged.	-0.024	0.039	1.19		Algorithm converged.	0.59	2.40	0.6298		0.84		Algorithm converged.	0.42	1.70
Blood and lymphatic system disorders	Lymphopenia	<= 60	167	33.7	0	0.0	157	31.5	0	0.0	NE			NE	NE	NE		NE	NE	NE	NE		NE	NE	NE	NE	1.0000	NE		NE	NE	NE
Blood and lymphatic system disorders	Lymphopenia	> 60	328	66.3	2	0.6	341	68.5	3	0.9	0.69		Convergence criterion (GCONV=1E-8) satisfied.	0.11	4.16	-0.003		Algorithm converged.	-0.016	0.010	0.69		Algorithm converged.	0.12	4.12	0.6869		1.44		Algorithm converged.	0.24	8.58
Blood and lymphatic system disorders	Myelosuppression	<= 60	167	33.7	0	0.0	157	31.5	0	0.0	NE			NE	NE	NE		NE	NE	NE	NE		NE	NE	NE	NE	NE	NE		NE	NE	NE
Blood and lymphatic system disorders	Myelosuppression	> 60	328	66.3	3	0.9	341	68.5	0	0.0		*	Quasi-complete separation of data points detected.				*	ERROR: The mean parameter is either invalid or at a limit of its range for some observations.			NE		Algorithm converged.	NE	NE	NE		NE		Algorithm converged.	NE	NE
Blood and lymphatic system disorders	Neutropenia	<= 60	167	33.7	22	13.2	157	31.5	17	10.8	1.25		Convergence criterion (GCONV=1E-8) satisfied.	0.64	2.45	0.023		Algorithm converged.	-0.047	0.094	1.22		Algorithm converged.	0.67	2.20	0.5178	0.2974	0.82		Algorithm converged.	0.45	1.49
Blood and lymphatic system disorders	Neutropenia	> 60	328	66.3	66	20.1	341	68.5	80	23.5	0.82		Convergence criterion (GCONV=1E-8) satisfied.	0.57	1.19	-0.033		Algorithm converged.	-0.096	0.029	0.86		Algorithm converged.	0.64	1.14	0.2971		1.17		Algorithm converged.	0.87	1.56
Blood and lymphatic system disorders	Thrombocytopenia	<= 60	167	33.7	0	0.0	157	31.5	2	1.3		*	Quasi-complete separation of data points detected.				*	WARNING: The relative Hessian convergence criterion of 14.10905411 is greater than the limit of 0.0001. The convergence is questionable.			0.00		Algorithm converged.	0.00	NE	0.9999	0.0837	>999.99		Algorithm converged.	0.00	NE
Blood and lymphatic system disorders	Thrombocytopenia	> 60	328	66.3	9	2.7	341	68.5	8	2.3	1.17		Convergence criterion (GCONV=1E-8) satisfied.	0.45	3.08	0.004		Algorithm converged.	-0.020	0.028	1.17		Algorithm converged.	0.46	2.99	0.7440		0.86		Algorithm converged.	0.33	2.19
Cardiac disorders		<= 60	167	33.7	0	0.0	157	31.5	0	0.0	NE			NE	NE	NE		NE	NE	NE	NE		NE	NE	NE	NE	NE	NE		NE	NE	NE
Cardiac disorders		> 60	328	66.3	0	0.0	341	68.5	1	0.3		*	Quasi-complete separation of data points detected.				*	ERROR: The mean parameter is either invalid or at a limit of its range for some observations.			0.00		Algorithm converged.	0.00	NE	0.9999		>999.99		Algorithm converged.	0.00	NE
Cardiac disorders	Atrial fibrillation	<= 60	167	33.7	0	0.0	157	31.5	0	0.0	NE			NE	NE	NE		NE	NE	NE	NE		NE	NE	NE	NE	NE	NE		NE	NE	NE
Cardiac disorders	Atrial fibrillation	> 60	328	66.3	0	0.0	341	68.5	1	0.3		*	Quasi-complete separation of data points detected.				*	ERROR: The mean parameter is either invalid or at a limit of its range for some observations.			0.00		Algorithm converged.	0.00	NE	0.9999		>999.99		Algorithm converged.	0.00	NE
Ear and labyrinth disorders		<= 60	167	33.7	0	0.0	157	31.5	0	0.0	NE			NE	NE	NE		NE	NE	NE	NE		NE	NE	NE	NE	NE	NE		NE	NE	NE
Ear and labyrinth disorders		> 60	328	66.3	0	0.0	341	68.5	1	0.3		*	Quasi-complete separation of data points detected.				*	ERROR: The mean parameter is either invalid or at a limit of its range for some observations.			0.00		Algorithm converged.	0.00	NE	0.9999		>999.99		Algorithm converged.	0.00	NE
Ear and labyrinth disorders	Deafness	<= 60	167	33.7	0	0.0	157	31.5	0	0.0	NE			NE	NE	NE		NE	NE	NE	NE		NE	NE	NE	NE	NE	NE		NE	NE	NE
Ear and labyrinth disorders	Deafness	> 60	328	66.3	0	0.0	341	68.5	1	0.3		*	Quasi-complete separation of data points detected.				*	ERROR: The mean parameter is either invalid or at a limit of its range for some observations.			0.00		Algorithm converged.	0.00	NE	0.9999		>999.99		Algorithm converged.	0.00	NE
Gastrointestinal disorders		<= 60	167	33.7	0	0.0	157	31.5	2	1.3		*	Quasi-complete separation of data points detected.				*	WARNING: The relative Hessian convergence criterion of 14.109054211 is greater than the limit of 0.0001. The convergence is questionable.			0.00		Algorithm converged.	0.00	NE	0.9999	0.1366	>999.99		Algorithm converged.	0.00	NE
Gastrointestinal disorders		> 60	328	66.3	4	1.2	341	68.5	5	1.5	0.83		Convergence criterion (GCONV=1E-8) satisfied.	0.22	3.12	-0.002		Algorithm converged.	-0.020	0.015	0.83		Algorithm converged.	0.23	3.07	0.7821		1.20		Algorithm converged.	0.33	4.44
Gastrointestinal disorders	Constipation	<= 60	167	33.7	0	0.0	157	31.5	0	0.0	NE			NE	NE	NE		NE	NE	NE	NE		NE	NE	NE	NE	NE	NE		NE	NE	NE
Gastrointestinal disorders	Constipation	> 60	328	66.3	1	0.3	341	68.5	0	0.0		*	Quasi-complete separation of data points detected.				*	WARNING: Negative of Hessian not positive definite.			NE		Algorithm converged.	NE	NE	NE		NE		Algorithm converged.	NE	NE
Gastrointestinal disorders	Gastric ulcer	<= 60	167	33.7	0	0.0	157	31.5	0	0.0	NE			NE	NE	NE		NE	NE	NE	NE		NE	NE	NE	NE	NE	NE		NE	NE	NE
Gastrointestinal disorders	Gastric ulcer	> 60	328	66.3	1	0.3	341	68.5	0	0.0		*	Quasi-complete separation of data points detected.				*	WARNING: Negative of Hessian not positive definite.			NE		Algorithm converged.	NE	NE	NE		NE		Algorithm converged.	NE	NE
Gastrointestinal disorders	Gastrointestinal haemorrhage	<= 60	167	33.7	0	0.0	157	31.5	0	0.0	NE			NE	NE	NE		NE	NE	NE	NE		NE	NE	NE	NE	1.0000	NE		NE	NE	NE
Gastrointestinal disorders	Gastrointestinal haemorrhage	> 60	328	66.3	1	0.3	341	68.5	1	0.3	1.04		Convergence criterion (GCONV=1E-8) satisfied.	0.06	16.69	0.000		Algorithm converged.	-0.008	0.008	1.04		Algorithm converged.	0.07	16.55	0.9780		0.96		Algorithm converged.	0.06	15.31
Gastrointestinal disorders	Ileus	<= 60	167	33.7	0	0.0	157	31.5	2	1.3		*	Quasi-complete separation of data points detected.				*	WARNING: The relative Hessian convergence criterion of 14.109054211 is greater than the limit of 0.0001. The convergence is questionable.			0.00		Algorithm converged.	0.00	NE	0.9999	NE	>999.99		Algorithm converged.	0.00	NE
Gastrointestinal disorders	Ileus	> 60	328	66.3	0	0.0	341	68.5	0	0.0	NE			NE	NE	NE		NE	NE	NE	NE		NE	NE	NE	NE		NE		NE	NE	NE
Gastrointestinal disorders	Intestinal perforation	<= 60	167	33.7	0	0.0	157	31.5	0	0.0	NE			NE	NE	NE		NE	NE	NE	NE		NE	NE	NE	NE	1.0000	NE		NE	NE	NE
Gastrointestinal disorders	Intestinal perforation	> 60	328	66.3	1	0.3	341	68.5	1	0.3	1.04		Convergence criterion (GCONV=1E-8) satisfied.	0.06	16.69	0.000		Algorithm converged.	-0.008	0.008	1.04		Algorithm converged.	0.07	16.55	0.9780		0.96		Algorithm converged.	0.06	15.31
Gastrointestinal disorders	Intra-abdominal haemorrhage	<= 60	167	33.7	0	0.0	157	31.5	0	0.0	NE			NE	NE	NE		NE	NE	NE	NE		NE	NE	NE	NE	NE	NE		NE	NE	NE
Gastrointestinal disorders	Intra-abdominal haemorrhage	> 60	328	66.3	0	0.0	341	68.5	1	0.3		*	Quasi-complete separation of data points detected.				*	ERROR: The mean parameter is either invalid or at a limit of its range for some observations.			0.00		Algorithm converged.	0.00	NE	0.9999		>999.99		Algorithm converged.	0.00	NE
Gastrointestinal disorders	Necrotising colitis	<= 60	167	33.7	0	0.0	157	31.5	0	0.0	NE			NE	NE	NE		NE	NE	NE	NE		NE	NE	NE	NE	NE	NE		NE	NE	NE
Gastrointestinal disorders	Necrotising colitis	> 60	328	66.3	1	0.3	341	68.5	0	0.0		*	Quasi-complete separation of data points detected.				*	WARNING: Negative of Hessian not positive definite.			NE		Algorithm converged.	NE	NE	NE		NE		Algorithm converged.	NE	NE
Gastrointestinal disorders	Obstruction gastric	<= 60	167	33.7	0	0.0	157	31.5	0	0.0	NE			NE	NE	NE		NE	NE	NE	NE		NE	NE	NE	NE	NE	NE		NE	NE	NE
Gastrointestinal disorders	Obstruction gastric	> 60	328	66.3	0	0.0	341	68.5	1	0.3		*	Quasi-complete separation of data points detected.				*	ERROR: The mean parameter is either invalid or at a limit of its range for some observations.			0.00		Algorithm converged.	0.00	NE	0.9999		>999.99		Algorithm converged.	0.00	NE
Gastrointestinal disorders	Pancreatic disorder	<= 60	167	33.7	0	0.0	157	31.5	0	0.0	NE			NE	NE	NE		NE	NE	NE	NE		NE	NE	NE	NE	NE	NE		NE	NE	NE
Gastrointestinal disorders	Pancreatic disorder	> 60	328	66.3	0	0.0	341	68.5	1	0.3		*	Quasi-complete separation of data points detected.				*	ERROR: The mean parameter is either invalid or at a limit of its range for some observations.			0.00		Algorithm converged.	0.00	NE	0.9999		>999.99		Algorithm converged.	0.00	NE
Gastrointestinal disorders	Stomatitis	<= 60	167	33.7	0	0.0	157	31.5	0	0.0	NE			NE	NE	NE		NE	NE	NE	NE		NE	NE	NE	NE	NE	NE		NE	NE	NE
Gastrointestinal disorders	Stomatitis	> 60	328	66.3	1	0.3	341	68.5	0	0.0		*	Quasi-complete separation of data points detected.				*	WARNING: Negative of Hessian not positive definite.			NE		Algorithm converged.	NE	NE	NE		NE		Algorithm converged.	NE	NE
General disorders and administration site conditions		<= 60	167	33.7	0	0.0	157	31.5	0	0.0	NE			NE	NE	NE		NE	NE	NE	NE		NE	NE	NE	NE	NE	NE		NE	NE	NE
General disorders and administration site conditions		> 60	328	66.3	1	0.3	341	68.5	0	0.0		*	Quasi-complete separation of data points detected.				*	WARNING: Negative of Hessian not positive definite.			NE		Algorithm converged.	NE	NE	NE		NE		Algorithm converged.	NE	NE
General disorders and administration site conditions	Pyrexia	<= 60	167	33.7	0	0.0	157	31.5	0	0.0	NE			NE	NE	NE		NE	NE	NE	NE		NE	NE	NE	NE	NE	NE		NE	NE	NE
General disorders and administration site conditions	Pyrexia	> 60	328	66.3	1	0.3	341	68.5	0	0.0		*	Quasi-complete separation of data points detected.				*	WARNING: Negative of Hessian not positive definite.			NE		Algorithm converged.	NE	NE	NE		NE		Algorithm converged.	NE	NE
Hepatobiliary disorders		<= 60	167	33.7	1	0.6	157	31.5	0	0.0		*	Quasi-complete separation of data points detected.				*	ERROR: Error in computing the link function, its derivatives, or the variance function.			NE		Algorithm converged.	NE	NE	NE	NE	NE		Algorithm converged.	NE	NE
Hepatobiliary disorders		> 60	328	66.3	0	0.0	341	68.5	0	0.0	NE			NE	NE	NE		NE	NE	NE	NE		NE	NE	NE	NE		NE		NE	NE	NE
Hepatobiliary disorders	Cholecystitis acute	<= 60	167	33.7	1	0.6	157	31.5	0	0.0		*	Quasi-complete separation of data points detected.				*	ERROR: Error in computing the link function, its derivatives, or the variance function.			NE		Algorithm converged.	NE	NE	NE	NE	NE		Algorithm converged.	NE	NE
Hepatobiliary disorders	Cholecystitis acute	> 60	328	66.3	0	0.0	341	68.5	0	0.0	NE			NE	NE	NE		NE	NE	NE	NE		NE	NE	NE	NE		NE		NE	NE	NE
Infections and infestations		<= 60	167	33.7	2	1.2	157	31.5	0	0.0		*	Quasi-complete separation of data points detected.				*	WARNING: Negative of Hessian not positive definite.			NE		Algorithm converged.	NE	NE	NE	0.0835	NE		Algorithm converged.	NE	NE
Infections and infestations		> 60	328	66.3	4	1.2	341	68.5	6	1.8	0.69		Convergence criterion (GCONV=1E-8) satisfied.	0.19	2.47	-0.005		Algorithm converged.	-0.024	0.013	0.69		Algorithm converged.	0.20	2.43	0.5673		1.44		Algorithm converged.	0.41	5.07
Infections and infestations	Cytomegalovirus enteritis	<= 60	167	33.7	0	0.0	157	31.5	0	0.0	NE			NE	NE	NE		NE	NE	NE	NE		NE	NE	NE	NE	NE	NE		NE	NE	NE
Infections and infestations	Cytomegalovirus enteritis	> 60	328	66.3	1	0.3	341	68.5	0	0.0		*	Quasi-complete separation of data points detected.				*	WARNING: Negative of Hessian not positive definite.			NE		Algorithm converged.	NE	NE	NE		NE		Algorithm converged.	NE	NE
Infections and infestations	Cytomegalovirus infection	<= 60	167	33.7	0	0.0	157	31.5	0	0.0	NE			NE	NE	NE		NE	NE	NE	NE		NE	NE	NE	NE	1.0000	NE		NE	NE	NE
Infections and infestations	Cytomegalovirus infection	> 60	328	66.3	1	0.3	341	68.5	1	0.3	1.04		Convergence criterion (GCONV=1E-8) satisfied.	0.06	16.69	0.000		Algorithm converged.	-0.008	0.008	1.04		Algorithm converged.	0.07	16.55	0.9780		0.96		Algorithm converged.	0.06	15.31
Infections and infestations	Escherichia bacteraemia	<= 60	167	33.7	0	0.0	157	31.5	0	0.0	NE			NE	NE	NE		NE	NE	NE	NE		NE	NE	NE	NE	NE	NE		NE	NE	NE
Infections and infestations	Escherichia bacteraemia	> 60	328	66.3	0	0.0	341	68.5	1	0.3		*	Quasi-complete separation of data points detected.				*	ERROR: The mean parameter is either invalid or at a limit of its range for some observations.			0.00		Algorithm converged.	0.00	NE	0.9999		>999.99		Algorithm converged.	0.00	NE
Infections and infestations	Escherichia infection	<= 60	167	33.7	0	0.0	157	31.5	0	0.0	NE			NE	NE	NE		NE	NE	NE	NE		NE	NE	NE	NE	NE	NE		NE	NE	NE
Infections and infestations	Escherichia infection	> 60	328	66.3	1	0.3	341	68.5	0	0.0		*	Quasi-complete separation of data points detected.				*	WARNING: The relative Hessian convergence criterion of 50.209912281 is greater than the limit of 0.0001. The convergence is questionable.			NE		Algorithm converged.	NE	NE	NE		NE		Algorithm converged.	NE	NE
Infections and infestations	Escherichia sepsis	<= 60	167	33.7	0	0.0	157	31.5	0	0.0	NE			NE	NE	NE		NE	NE	NE	NE		NE	NE	NE	NE	NE	NE		NE	NE	NE
Infections and infestations	Escherichia sepsis	> 60	328	66.3	0	0.0	341	68.5	1	0.3		*	Quasi-complete separation of data points detected.				*	ERROR: The mean parameter is either invalid or at a limit of its range for some observations.			0.00		Algorithm converged.	0.00	NE	0.9999		>999.99		Algorithm converged.	0.00	NE
Infections and infestations	Klebsiella sepsis	<= 60	167	33.7	0	0.0	157	31.5	0	0.0	NE			NE	NE	NE		NE	NE	NE	NE		NE	NE	NE	NE	NE	NE		NE	NE	NE
Infections and infestations	Klebsiella sepsis	> 60	328	66.3	0	0.0	341	68.5	1	0.3		*	Quasi-complete separation of data points detected.				*	ERROR: The mean parameter is either invalid or at a limit of its range for some observations.			0.00		Algorithm converged.	0.00	NE	0.9999		>999.99		Algorithm converged.	0.00	NE
Infections and infestations	Neutropenic sepsis	<= 60	167	33.7	0	0.0	157	31.5	0	0.0	NE			NE	NE	NE		NE	NE	NE	NE		NE	NE	NE	NE	NE	NE		NE	NE	NE
Infections and infestations	Neutropenic sepsis	> 60	328	66.3	1	0.3	341	68.5	0	0.0		*	Quasi-complete separation of data points detected.				*	WARNING: Negative of Hessian not positive definite.			NE		Algorithm converged.	NE	NE	NE		NE		Algorithm converged.	NE	NE
Infections and infestations	Pneumonia	<= 60	167	33.7	1	0.6	157	31.5	0	0.0		*	Quasi-complete separation of data points detected.				*	WARNING: Negative of Hessian not positive definite.			NE		Algorithm converged.	NE	NE	NE	0.1018	NE		Algorithm converged.	NE	NE
Infections and infestations	Pneumonia	> 60	328	66.3	0	0.0	341	68.5	1	0.3		*	Quasi-complete separation of data points detected.				*	ERROR: The mean parameter is either invalid or at a limit of its range for some observations.			0.00		Algorithm converged.	0.00	NE	0.9999		>999.99		Algorithm converged.	0.00	NE
Infections and infestations	Sepsis	<= 60	167	33.7	0	0.0	157	31.5	0	0.0	NE			NE	NE	NE		NE	NE	NE	NE		NE	NE	NE	NE	NE	NE		NE	NE	NE
Infections and infestations	Sepsis	> 60	328	66.3	0	0.0	341	68.5	3	0.9		*	Quasi-complete separation of data points detected.				*	ERROR: The mean parameter is either invalid or at a limit of its range for some observations.			0.00		Algorithm converged.	0.00	NE	0.9999		>999.99		Algorithm converged.	0.00	NE
Infections and infestations	Staphylococcal infection	<= 60	167	33.7	1	0.6	157	31.5	0	0.0		*	Quasi-complete separation of data points detected.				*	WARNING: Negative of Hessian not positive definite.			NE		Algorithm converged.	NE	NE	NE	1.0000	NE		Algorithm converged.	NE	NE
Infections and infestations	Staphylococcal infection	> 60	328	66.3	1	0.3	341	68.5	0	0.0		*	Quasi-complete separation of data points detected.				*	WARNING: The relative Hessian convergence criterion of 50.209912281 is greater than the limit of 0.0001. The convergence is questionable.			NE		Algorithm converged.	NE	NE	NE		NE		Algorithm converged.	NE	NE
Infections and infestations	Systemic candida	<= 60	167	33.7	0	0.0	157	31.5	0	0.0	NE			NE	NE	NE		NE	NE	NE	NE		NE	NE	NE	NE	NE	NE		NE	NE	NE
Infections and infestations	Systemic candida	> 60	328	66.3	0	0.0	341	68.5	1	0.3		*	Quasi-complete separation of data points detected.				*	ERROR: The mean parameter is either invalid or at a limit of its range for some observations.			0.00		Algorithm converged.	0.00	NE	0.9999		>999.99		Algorithm converged.	0.00	NE
Injury, poisoning and procedural complications		<= 60	167	33.7	0	0.0	157	31.5	0	0.0	NE			NE	NE	NE		NE	NE	NE	NE		NE	NE	NE	NE	1.0000	NE		NE	NE	NE
Injury, poisoning and procedural complications		> 60	328	66.3	1	0.3	341	68.5	1	0.3	1.04		Convergence criterion (GCONV=1E-8) satisfied.	0.06	16.69	0.000		Algorithm converged.	-0.008	0.008	1.04		Algorithm converged.	0.07	16.55	0.9780		0.96		Algorithm converged.	0.06	15.31
Injury, poisoning and procedural complications	Lower limb fracture	<= 60	167	33.7	0	0.0	157	31.5	0	0.0	NE			NE	NE	NE		NE	NE	NE	NE		NE	NE	NE	NE	NE	NE		NE	NE	NE
Injury, poisoning and procedural complications	Lower limb fracture	> 60	328	66.3	1	0.3	341	68.5	0	0.0		*	Quasi-complete separation of data points detected.				*	WARNING: Negative of Hessian not positive definite.			NE		Algorithm converged.	NE	NE	NE		NE		Algorithm converged.	NE	NE
Injury, poisoning and procedural complications	Spinal column injury	<= 60	167	33.7	0	0.0	157	31.5	0	0.0	NE			NE	NE	NE		NE	NE	NE	NE		NE	NE	NE	NE	NE	NE		NE	NE	NE
Injury, poisoning and procedural complications	Spinal column injury	> 60	328	66.3	0	0.0	341	68.5	1	0.3		*	Quasi-complete separation of data points detected.				*	ERROR: The mean parameter is either invalid or at a limit of its range for some observations.			0.00		Algorithm converged.	0.00	NE	0.9999		>999.99		Algorithm converged.	0.00	NE
Investigations		<= 60	167	33.7	16	9.6	157	31.5	18	11.5	0.82		Convergence criterion (GCONV=1E-8) satisfied.	0.40	1.67	-0.019		Algorithm converged.	-0.086	0.048	0.84		Algorithm converged.	0.44	1.58	0.5808	0.6597	1.20		Algorithm converged.	0.63	2.26
Investigations		> 60	328	66.3	40	12.2	341	68.5	42	12.3	0.99		Convergence criterion (GCONV=1E-8) satisfied.	0.62	1.57	-0.001		Algorithm converged.	-0.051	0.048	0.99		Algorithm converged.	0.66	1.49	0.9618		1.01		Algorithm converged.	0.67	1.52
Investigations	Amylase increased	<= 60	167	33.7	0	0.0	157	31.5	0	0.0	NE			NE	NE	NE		NE	NE	NE	NE		NE	NE	NE	NE	NE	NE		NE	NE	NE
Investigations	Amylase increased	> 60	328	66.3	0	0.0	341	68.5	1	0.3		*	Quasi-complete separation of data points detected.				*	ERROR: The mean parameter is either invalid or at a limit of its range for some observations.			0.00		Algorithm converged.	0.00	NE	0.9999		>999.99		Algorithm converged.	0.00	NE
Investigations	Blood glucose decreased	<= 60	167	33.7	0	0.0	157	31.5	1	0.6		*	Quasi-complete separation of data points detected.				*	WARNING: The relative Hessian convergence criterion of 22.107627839 is greater than the limit of 0.0001. The convergence is questionable.			0.00		Algorithm converged.	0.00	NE	0.9999	NE	>999.99		Algorithm converged.	0.00	NE
Investigations	Blood glucose decreased	> 60	328	66.3	0	0.0	341	68.5	0	0.0	NE			NE	NE	NE		NE	NE	NE	NE		NE	NE	NE	NE		NE		NE	NE	NE
Investigations	Lipase increased	<= 60	167	33.7	0	0.0	157	31.5	1	0.6		*	Quasi-complete separation of data points detected.				*	WARNING: The relative Hessian convergence criterion of 22.107627762 is greater than the limit of 0.0001. The convergence is questionable.			0.00		Algorithm converged.	0.00	NE	0.9999	1.0000	>999.99		Algorithm converged.	0.00	NE
Investigations	Lipase increased	> 60	328	66.3	0	0.0	341	68.5	3	0.9		*	Quasi-complete separation of data points detected.				*	ERROR: The mean parameter is either invalid or at a limit of its range for some observations.			0.00		Algorithm converged.	0.00	NE	0.9999		>999.99		Algorithm converged.	0.00	NE
Investigations	Lymphocyte count decreased	<= 60	167	33.7	2	1.2	157	31.5	1	0.6	1.89		Convergence criterion (GCONV=1E-8) satisfied.	0.17	21.06	0.006		Algorithm converged.	-0.015	0.026	1.88		Algorithm converged.	0.17	20.53	0.6047	0.3859	0.53		Algorithm converged.	0.05	5.81
Investigations	Lymphocyte count decreased	> 60	328	66.3	4	1.2	341	68.5	7	2.1	0.59		Convergence criterion (GCONV=1E-8) satisfied.	0.17	2.03	-0.008		Algorithm converged.	-0.028	0.011	0.59		Algorithm converged.	0.18	2.01	0.4025		1.68		Algorithm converged.	0.50	5.70
Investigations	Neutrophil count decreased	<= 60	167	33.7	15	9.0	157	31.5	13	8.3	1.09		Convergence criterion (GCONV=1E-8) satisfied.	0.50	2.38	0.007		Algorithm converged.	-0.054	0.068	1.08		Algorithm converged.	0.53	2.21	0.8223	0.7888	0.92		Algorithm converged.	0.45	1.88

Investigations	Neutrophil count decreased	> 60	328	66.3	34	10.4	341	68.5	29	8.5	1.24		Convergence criterion (GCONV=1E-8) satisfied.	0.74	2.09	0.019		Algorithm converged.	-0.026	0.063	1.22		Algorithm converged.	0.76	1.95	0.4108		0.82		Algorithm converged.	0.51	1.31
Investigations	Platelet count decreased	<= 60	167	33.7	0	0.0	157	31.5	1	0.6		*	Quasi-complete separation of data points detected.				*	WARNING: The relative Hessian convergence criterion of 22.107627685 is greater than the limit of 0.0001. The convergence is questionable.			0.00		Algorithm converged.	0.00	NE	0.9999	0.3313	>999.99		Algorithm converged.	0.00	NE
Investigations	Platelet count decreased	> 60	328	66.3	3	0.9	341	68.5	5	1.5	0.62		Convergence criterion (GCONV=1E-8) satisfied.	0.15	2.62	-0.006		Algorithm converged.	-0.022	0.011	0.62		Algorithm converged.	0.15	2.59	0.5158		1.60		Algorithm converged.	0.39	6.65
Investigations	White blood cell count decreased	<= 60	167	33.7	8	4.8	157	31.5	4	2.5	1.92		Convergence criterion (GCONV=1E-8) satisfied.	0.57	6.52	0.022		Algorithm converged.	-0.018	0.063	1.88		Algorithm converged.	0.58	6.12	0.2944	0.5122	0.53		Algorithm converged.	0.16	1.73
Investigations	White blood cell count decreased	> 60	328	66.3	21	6.4	341	68.5	18	5.3	1.23		Convergence criterion (GCONV=1E-8) satisfied.	0.64	2.35	0.011		Algorithm converged.	-0.024	0.047	1.21		Algorithm converged.	0.66	2.23	0.5358		0.82		Algorithm converged.	0.45	1.52
Metabolism and nutrition disorders		<= 60	167	33.7	3	1.8	157	31.5	0	0.0		*	Quasi-complete separation of data points detected.				*	WARNING: Negative of Hessian not positive definite.			NE		Algorithm converged.	NE	NE	NE	0.0565	NE		Algorithm converged.	NE	NE
Metabolism and nutrition disorders		> 60	328	66.3	1	0.3	341	68.5	2	0.6	0.52		Convergence criterion (GCONV=1E-8) satisfied.	0.05	5.74	-0.003		Algorithm converged.	-0.013	0.007	0.52		Algorithm converged.	0.05	5.71	0.5925		1.92		Algorithm converged.	0.18	21.11
Metabolism and nutrition disorders	Hypercalcaemia	<= 60	167	33.7	1	0.6	157	31.5	0	0.0		*	Quasi-complete separation of data points detected.				*	WARNING: Negative of Hessian not positive definite.			NE		Algorithm converged.	NE	NE	NE	NE	NE		Algorithm converged.	NE	NE
Metabolism and nutrition disorders	Hypercalcaemia	> 60	328	66.3	0	0.0	341	68.5	0	0.0	NE			NE	NE	NE		NE	NE	NE	NE		NE	NE	NE	NE		NE		NE	NE	NE
Metabolism and nutrition disorders	Hypertriglyceridaemia	<= 60	167	33.7	1	0.6	157	31.5	0	0.0		*	Quasi-complete separation of data points detected.				*	WARNING: Negative of Hessian not positive definite.			NE		Algorithm converged.	NE	NE	NE	NE	NE		Algorithm converged.	NE	NE
Metabolism and nutrition disorders	Hypertriglyceridaemia	> 60	328	66.3	0	0.0	341	68.5	0	0.0	NE			NE	NE	NE		NE	NE	NE	NE		NE	NE	NE	NE		NE		NE	NE	NE
Metabolism and nutrition disorders	Hyperuricaemia	<= 60	167	33.7	1	0.6	157	31.5	0	0.0		*	Quasi-complete separation of data points detected.				*	WARNING: Negative of Hessian not positive definite.			NE		Algorithm converged.	NE	NE	NE	NE	NE		Algorithm converged.	NE	NE
Metabolism and nutrition disorders	Hyperuricaemia	> 60	328	66.3	0	0.0	341	68.5	0	0.0	NE			NE	NE	NE		NE	NE	NE	NE		NE	NE	NE	NE		NE		NE	NE	NE
Metabolism and nutrition disorders	Hypokalaemia	<= 60	167	33.7	0	0.0	157	31.5	0	0.0	NE			NE	NE	NE		NE	NE	NE	NE		NE	NE	NE	NE	1.0000	NE		NE	NE	NE
Metabolism and nutrition disorders	Hypokalaemia	> 60	328	66.3	1	0.3	341	68.5	1	0.3	1.04		Convergence criterion (GCONV=1E-8) satisfied.	0.06	16.69	0.000		Algorithm converged.	-0.008	0.008	1.04		Algorithm converged.	0.07	16.55	0.9780		0.96		Algorithm converged.	0.06	15.31
Metabolism and nutrition disorders	Hyponatraemia	<= 60	167	33.7	0	0.0	157	31.5	0	0.0	NE			NE	NE	NE		NE	NE	NE	NE		NE	NE	NE	NE	NE	NE		NE	NE	NE
Metabolism and nutrition disorders	Hyponatraemia	> 60	328	66.3	0	0.0	341	68.5	1	0.3		*	Quasi-complete separation of data points detected.				*	ERROR: The mean parameter is either invalid or at a limit of its range for some observations.			0.00		Algorithm converged.	0.00	NE	0.9999		>999.99		Algorithm converged.	0.00	NE
Neoplasms benign, malignant and unspecified (incl cysts and polyps)		<= 60	167	33.7	0	0.0	157	31.5	0	0.0	NE			NE	NE	NE		NE	NE	NE	NE		NE	NE	NE	NE	NE	NE		NE	NE	NE
Neoplasms benign, malignant and unspecified (incl cysts and polyps)		> 60	328	66.3	1	0.3	341	68.5	0	0.0		*	Quasi-complete separation of data points detected.				*	WARNING: Negative of Hessian not positive definite.			NE		Algorithm converged.	NE	NE	NE		NE		Algorithm converged.	NE	NE
Neoplasms benign, malignant and unspecified (incl cysts and polyps)	Adenocarcinoma pancreas	<= 60	167	33.7	0	0.0	157	31.5	0	0.0	NE			NE	NE	NE		NE	NE	NE	NE		NE	NE	NE	NE	NE	NE		NE	NE	NE
Neoplasms benign, malignant and unspecified (incl cysts and polyps)	Adenocarcinoma pancreas	> 60	328	66.3	1	0.3	341	68.5	0	0.0		*	Quasi-complete separation of data points detected.				*	WARNING: Negative of Hessian not positive definite.			NE		Algorithm converged.	NE	NE	NE		NE		Algorithm converged.	NE	NE
Nervous system disorders		<= 60	167	33.7	0	0.0	157	31.5	0	0.0	NE			NE	NE	NE		NE	NE	NE	NE		NE	NE	NE	NE	NE	NE		NE	NE	NE
Nervous system disorders		> 60	328	66.3	0	0.0	341	68.5	1	0.3		*	Quasi-complete separation of data points detected.				*	ERROR: The mean parameter is either invalid or at a limit of its range for some observations.			0.00		Algorithm converged.	0.00	NE	0.9999		>999.99		Algorithm converged.	0.00	NE
Nervous system disorders	Syncope	<= 60	167	33.7	0	0.0	157	31.5	0	0.0	NE			NE	NE	NE		NE	NE	NE	NE		NE	NE	NE	NE	NE	NE		NE	NE	NE
Nervous system disorders	Syncope	> 60	328	66.3	0	0.0	341	68.5	1	0.3		*	Quasi-complete separation of data points detected.				*	ERROR: The mean parameter is either invalid or at a limit of its range for some observations.			0.00		Algorithm converged.	0.00	NE	0.9999		>999.99		Algorithm converged.	0.00	NE
Psychiatric disorders		<= 60	167	33.7	0	0.0	157	31.5	0	0.0	NE			NE	NE	NE		NE	NE	NE	NE		NE	NE	NE	NE	NE	NE		NE	NE	NE
Psychiatric disorders		> 60	328	66.3	1	0.3	341	68.5	0	0.0		*	Quasi-complete separation of data points detected.				*	WARNING: Negative of Hessian not positive definite.			NE		Algorithm converged.	NE	NE	NE		NE		Algorithm converged.	NE	NE
Psychiatric disorders	Personality change	<= 60	167	33.7	0	0.0	157	31.5	0	0.0	NE			NE	NE	NE		NE	NE	NE	NE		NE	NE	NE	NE	NE	NE		NE	NE	NE
Psychiatric disorders	Personality change	> 60	328	66.3	1	0.3	341	68.5	0	0.0		*	Quasi-complete separation of data points detected.				*	WARNING: Negative of Hessian not positive definite.			NE		Algorithm converged.	NE	NE	NE		NE		Algorithm converged.	NE	NE
Renal and urinary disorders		<= 60	167	33.7	0	0.0	157	31.5	0	0.0	NE			NE	NE	NE		NE	NE	NE	NE		NE	NE	NE	NE	NE	NE		NE	NE	NE
Renal and urinary disorders		> 60	328	66.3	0	0.0	341	68.5	2	0.6		*	Quasi-complete separation of data points detected.				*	ERROR: The mean parameter is either invalid or at a limit of its range for some observations.			0.00		Algorithm converged.	0.00	NE	0.9999		>999.99		Algorithm converged.	0.00	NE
Renal and urinary disorders	Acute kidney injury	<= 60	167	33.7	0	0.0	157	31.5	0	0.0	NE			NE	NE	NE		NE	NE	NE	NE		NE	NE	NE	NE	NE	NE		NE	NE	NE
Renal and urinary disorders	Acute kidney injury	> 60	328	66.3	0	0.0	341	68.5	1	0.3		*	Quasi-complete separation of data points detected.				*	ERROR: The mean parameter is either invalid or at a limit of its range for some observations.			0.00		Algorithm converged.	0.00	NE	0.9999		>999.99		Algorithm converged.	0.00	NE
Renal and urinary disorders	Renal failure	<= 60	167	33.7	0	0.0	157	31.5	0	0.0	NE			NE	NE	NE		NE	NE	NE	NE		NE	NE	NE	NE	NE	NE		NE	NE	NE
Renal and urinary disorders	Renal failure	> 60	328	66.3	0	0.0	341	68.5	1	0.3		*	Quasi-complete separation of data points detected.				*	ERROR: The mean parameter is either invalid or at a limit of its range for some observations.			0.00		Algorithm converged.	0.00	NE	0.9999		>999.99		Algorithm converged.	0.00	NE
Respiratory, thoracic and mediastinal disorders		<= 60	167	33.7	0	0.0	157	31.5	2	1.3		*	Quasi-complete separation of data points detected.				*	WARNING: The relative Hessian convergence criterion of 14.109054161 is greater than the limit of 0.0001. The convergence is questionable.			0.00		Algorithm converged.	0.00	NE	0.9999	0.0789	>999.99		Algorithm converged.	0.00	NE
Respiratory, thoracic and mediastinal disorders		> 60	328	66.3	2	0.6	341	68.5	1	0.3	2.09		Convergence criterion (GCONV=1E-8) satisfied.	0.19	23.11	0.003		Algorithm converged.	-0.007	0.013	2.08		Algorithm converged.	0.19	22.82	0.5493		0.48		Algorithm converged.	0.04	5.28
Respiratory, thoracic and mediastinal disorders	Acute respiratory distress syndrome	<= 60	167	33.7	0	0.0	157	31.5	1	0.6		*	Quasi-complete separation of data points detected.				*	WARNING: The relative Hessian convergence criterion of 22.107627839 is greater than the limit of 0.0001. The convergence is questionable.			0.00		Algorithm converged.	0.00	NE	0.9999	NE	>999.99		Algorithm converged.	0.00	NE
Respiratory, thoracic and mediastinal disorders	Acute respiratory distress syndrome	> 60	328	66.3	0	0.0	341	68.5	0	0.0	NE			NE	NE	NE		NE	NE	NE	NE		NE	NE	NE	NE		NE		NE	NE	NE
Respiratory, thoracic and mediastinal disorders	Dyspnoea	<= 60	167	33.7	0	0.0	157	31.5	1	0.6		*	Quasi-complete separation of data points detected.				*	WARNING: The relative Hessian convergence criterion of 22.107627762 is greater than the limit of 0.0001. The convergence is questionable.			0.00		Algorithm converged.	0.00	NE	0.9999	0.0897	>999.99		Algorithm converged.	0.00	NE
Respiratory, thoracic and mediastinal disorders	Dyspnoea	> 60	328	66.3	1	0.3	341	68.5	0	0.0		*	Quasi-complete separation of data points detected.				*	WARNING: Negative of Hessian not positive definite.			NE		Algorithm converged.	NE	NE	NE		NE		Algorithm converged.	NE	NE
Respiratory, thoracic and mediastinal disorders	Lung disorder	<= 60	167	33.7	0	0.0	157	31.5	0	0.0	NE			NE	NE	NE		NE	NE	NE	NE		NE	NE	NE	NE	NE	NE		NE	NE	NE
Respiratory, thoracic and mediastinal disorders	Lung disorder	> 60	328	66.3	1	0.3	341	68.5	0	0.0		*	Quasi-complete separation of data points detected.				*	WARNING: Negative of Hessian not positive definite.			NE		Algorithm converged.	NE	NE	NE		NE		Algorithm converged.	NE	NE
Respiratory, thoracic and mediastinal disorders	Respiratory failure	<= 60	167	33.7	0	0.0	157	31.5	0	0.0	NE			NE	NE	NE		NE	NE	NE	NE		NE	NE	NE	NE	1.0000	NE		NE	NE	NE
Respiratory, thoracic and mediastinal disorders	Respiratory failure	> 60	328	66.3	1	0.3	341	68.5	1	0.3	1.04		Convergence criterion (GCONV=1E-8) satisfied.	0.06	16.69	0.000		Algorithm converged.	-0.008	0.008	1.04		Algorithm converged.	0.07	16.55	0.9780		0.96		Algorithm converged.	0.06	15.31
Vascular disorders		<= 60	167	33.7	0	0.0	157	31.5	0	0.0	NE			NE	NE	NE		NE	NE	NE	NE		NE	NE	NE	NE	NE	NE		NE	NE	NE
Vascular disorders		> 60	328	66.3	0	0.0	341	68.5	2	0.6		*	Quasi-complete separation of data points detected.				*	ERROR: The mean parameter is either invalid or at a limit of its range for some observations.			0.00		Algorithm converged.	0.00	NE	0.9999		>999.99		Algorithm converged.	0.00	NE
Vascular disorders	Hypotension	<= 60	167	33.7	0	0.0	157	31.5	0	0.0	NE			NE	NE	NE		NE	NE	NE	NE		NE	NE	NE	NE	NE	NE		NE	NE	NE
Vascular disorders	Hypotension	> 60	328	66.3	0	0.0	341	68.5	2	0.6		*	Quasi-complete separation of data points detected.				*	ERROR: The mean parameter is either invalid or at a limit of its range for some observations.			0.00		Algorithm converged.	0.00	NE	0.9999		>999.99		Algorithm converged.	0.00	NE

Includes treatment-emergent AEs during AE reporting period only, which is defined as new or worsening AE from the first dose of any study drug through 90 days after the last dose of any study drug or prior to NALT, whichever is earlier.
Only AEs of highest severity are counted.
Test for interaction based on RR (Log-binomial regression)
* indicates convergence problem. Result is uninterpretable.
Clinical cut-off: 15JUN2022

Program: root/clinical_studies/RO5541077/CDPT7884/GO39942/data_analysis/ACE_FINAL_OS/prod/program/t_ae_raw_soc.sas
Output: root/clinical_studies/RO5541077/CDPT7884/GO39942/data_analysis/ACE_FINAL_OS/prod/output/t_ae_raw_soc_sg2_WGR4AE_SE_POOLED_15JUN2022_39942.xls
08FEB2023 18:33

POPULATION: Global and China Extension Population, Safety-Evaluable Population
ENDPOINT: AEs Grade 4
MODEL: Unstratified analysis
STUDY: GO39942
Dichotomous Analysis by Subgroups (Safety)

IPI score at Screening

			Polatuzumab Vedotin + R-CHP (N=495)				R-CHOP (N=498)				Polatuzumab Vedotin + R-CHP vs. R-CHOP																	R-CHOP vs. Polatuzumab Vedotin + R-CHP				
			Patients		Patients with Event		Patients		Patients with Event		Odds Ratio					Absolute Risk Difference					Relative Risk							Relative Risk				
MedDRA System Organ Class	MedDRA Preferred Term	Level	n	%	n	%	n	%	n	%	Odds Ratio		Convergence Reason	95% Lower CL	95% Upper CL	Absolute Risk		Convergence Reason	95% Lower CL	95% Upper CL	Relative Risk		Convergence Reason	95% Lower CL	95% Upper CL	p-value (Wald)	Interaction Test p-value (likelihood ratio)	Relative Risk		Convergence Reason	95% Lower CL	95% Upper CL
Blood and lymphatic system disorders		1-2	187	37.8	31	16.6	187	37.6	37	19.8	0.81		Convergence criterion (GCONV=1E-8) satisfied.	0.48	1.36	-0.032		Algorithm converged.	-0.110	0.046	0.84		Algorithm converged.	0.54	1.29	0.4222	0.6202	1.19		Algorithm converged.	0.77	1.84
Blood and lymphatic system disorders		3	196	39.6	43	21.9	186	37.3	40	21.5	1.03		Convergence criterion (GCONV=1E-8) satisfied.	0.63	1.67	0.004		Algorithm converged.	-0.078	0.087	1.02		Algorithm converged.	0.70	1.49	0.9182		0.98		Algorithm converged.	0.67	1.43
Blood and lymphatic system disorders		4-5	112	22.6	35	31.3	125	25.1	35	28.0	1.17		Convergence criterion (GCONV=1E-8) satisfied.	0.67	2.04	0.033		Algorithm converged.	-0.084	0.149	1.12		Algorithm converged.	0.75	1.65	0.5840		0.90		Algorithm converged.	0.60	1.33
Blood and lymphatic system disorders	Agranulocytosis	1-2	187	37.8	0	0.0	187	37.6	0	0.0	NE			NE	NE	NE		NE	NE	NE	NE		NE	NE	NE	NE	NE	NE		NE	NE	NE
Blood and lymphatic system disorders	Agranulocytosis	3	196	39.6	0	0.0	186	37.3	1	0.5		*	Quasi-complete separation of data points detected.				*	ERROR: Error in computing the link function, its derivatives, or the variance function.			0.00		Algorithm converged.	0.00	NE	1.0000		>999.99		Algorithm converged.	0.00	NE
Blood and lymphatic system disorders	Agranulocytosis	4-5	112	22.6	0	0.0	125	25.1	0	0.0	NE			NE	NE	NE		NE	NE	NE	NE		NE	NE	NE	NE		NE		NE	NE	NE
Blood and lymphatic system disorders	Anaemia	1-2	187	37.8	1	0.5	187	37.6	0	0.0		*	Quasi-complete separation of data points detected.				*	WARNING: Negative of Hessian not positive definite.			NE		Algorithm converged.	NE	NE	NE	0.1167	NE		Algorithm converged.	NE	NE
Blood and lymphatic system disorders	Anaemia	3	196	39.6	2	1.0	186	37.3	0	0.0		*	Quasi-complete separation of data points detected.				*	WARNING: The relative Hessian convergence criterion of 14.688690874 is greater than the limit of 0.0001. The convergence is questionable.			NE		Algorithm converged.	NE	NE	NE		NE		Algorithm converged.	NE	NE
Blood and lymphatic system disorders	Anaemia	4-5	112	22.6	0	0.0	125	25.1	1	0.8		*	Quasi-complete separation of data points detected.				*	WARNING: The relative Hessian convergence criterion of 16.316112867 is greater than the limit of 0.0001. The convergence is questionable.			0.00		Algorithm converged.	0.00	NE	0.9999		>999.99		Algorithm converged.	0.00	NE
Blood and lymphatic system disorders	Aplasia pure red cell	1-2	187	37.8	0	0.0	187	37.6	0	0.0	NE			NE	NE	NE		NE	NE	NE	NE		NE	NE	NE	NE	1.0000	NE		NE	NE	NE
Blood and lymphatic system disorders	Aplasia pure red cell	3	196	39.6	0	0.0	186	37.3	0	0.0	NE			NE	NE	NE		NE	NE	NE	NE		NE	NE	NE	NE		NE		NE	NE	NE
Blood and lymphatic system disorders	Aplasia pure red cell	4-5	112	22.6	1	0.9	125	25.1	1	0.8	1.12		Convergence criterion (GCONV=1E-8) satisfied.	0.07	18.07	0.001		Algorithm converged.	-0.022	0.024	1.12		Algorithm converged.	0.07	17.63	0.9378		0.90		Algorithm converged.	0.06	14.16
Blood and lymphatic system disorders	Cytopenia	1-2	187	37.8	0	0.0	187	37.6	0	0.0	NE			NE	NE	NE		NE	NE	NE	NE		NE	NE	NE	NE	NE	NE		NE	NE	NE
Blood and lymphatic system disorders	Cytopenia	3	196	39.6	1	0.5	186	37.3	0	0.0		*	Quasi-complete separation of data points detected.				*	ERROR: The mean parameter is either invalid or at a limit of its range for some observations.			NE		Algorithm converged.	NE	NE	NE		NE		Algorithm converged.	NE	NE
Blood and lymphatic system disorders	Cytopenia	4-5	112	22.6	0	0.0	125	25.1	0	0.0	NE			NE	NE	NE		NE	NE	NE	NE		NE	NE	NE	NE		NE		NE	NE	NE
Blood and lymphatic system disorders	Febrile bone marrow aplasia	1-2	187	37.8	0	0.0	187	37.6	0	0.0	NE			NE	NE	NE		NE	NE	NE	NE		NE	NE	NE	NE	NE	NE		NE	NE	NE
Blood and lymphatic system disorders	Febrile bone marrow aplasia	3	196	39.6	0	0.0	186	37.3	0	0.0	NE			NE	NE	NE		NE	NE	NE	NE		NE	NE	NE	NE		NE		NE	NE	NE
Blood and lymphatic system disorders	Febrile bone marrow aplasia	4-5	112	22.6	0	0.0	125	25.1	1	0.8		*	Quasi-complete separation of data points detected.				*	WARNING: The relative Hessian convergence criterion of 16.31611281 is greater than the limit of 0.0001. The convergence is questionable.			0.00		Algorithm converged.	0.00	NE	0.9999		>999.99		Algorithm converged.	0.00	NE
Blood and lymphatic system disorders	Febrile neutropenia	1-2	187	37.8	6	3.2	187	37.6	4	2.1	1.52		Convergence criterion (GCONV=1E-8) satisfied.	0.42	5.46	0.011		Algorithm converged.	-0.022	0.043	1.50		Algorithm converged.	0.43	5.23	0.5245	0.9875	0.67		Algorithm converged.	0.19	2.32
Blood and lymphatic system disorders	Febrile neutropenia	3	196	39.6	9	4.6	186	37.3	5	2.7	1.74		Convergence criterion (GCONV=1E-8) satisfied.	0.57	5.30	0.019		Algorithm converged.	-0.018	0.056	1.71		Algorithm converged.	0.58	5.00	0.3288		0.59		Algorithm converged.	0.20	1.71
Blood and lymphatic system disorders	Febrile neutropenia	4-5	112	22.6	3	2.7	125	25.1	2	1.6	1.69		Convergence criterion (GCONV=1E-8) satisfied.	0.28	10.32	0.011		Algorithm converged.	-0.026	0.048	1.67		Algorithm converged.	0.28	9.84	0.5685		0.60		Algorithm converged.	0.10	3.51
Blood and lymphatic system disorders	Leukopenia	1-2	187	37.8	3	1.6	187	37.6	2	1.1	1.51		Convergence criterion (GCONV=1E-8) satisfied.	0.25	9.13	0.005		Algorithm converged.	-0.018	0.029	1.50		Algorithm converged.	0.25	8.87	0.6548	0.1597	0.67		Algorithm converged.	0.11	3.94
Blood and lymphatic system disorders	Leukopenia	3	196	39.6	5	2.6	186	37.3	9	4.8	0.51		Convergence criterion (GCONV=1E-8) satisfied.	0.17	1.57	-0.023		Algorithm converged.	-0.061	0.015	0.53		Algorithm converged.	0.18	1.54	0.2430		1.90		Algorithm converged.	0.65	5.56
Blood and lymphatic system disorders	Leukopenia	4-5	112	22.6	11	9.8	125	25.1	6	4.8	2.16		Convergence criterion (GCONV=1E-8) satisfied.	0.77	6.05	0.050		Algorithm converged.	-0.016	0.117	2.05		Algorithm converged.	0.78	5.35	0.1444		0.49		Algorithm converged.	0.19	1.28
Blood and lymphatic system disorders	Lymphopenia	1-2	187	37.8	0	0.0	187	37.6	1	0.5		*	Quasi-complete separation of data points detected.				*	ERROR: Error in computing the link function, its derivatives, or the variance function.			0.00		Algorithm converged.	0.00	NE	0.9999	0.2070	>999.99		Algorithm converged.	0.00	NE
Blood and lymphatic system disorders	Lymphopenia	3	196	39.6	0	0.0	186	37.3	1	0.5		*	Quasi-complete separation of data points detected.				*	ERROR: Error in computing the link function, its derivatives, or the variance function.			0.00		Algorithm converged.	0.00	NE	1.0000		>999.99		Algorithm converged.	0.00	NE
Blood and lymphatic system disorders	Lymphopenia	4-5	112	22.6	2	1.8	125	25.1	1	0.8	2.25		Convergence criterion (GCONV=1E-8) satisfied.	0.20	25.21	0.010		Algorithm converged.	-0.019	0.039	2.23		Algorithm converged.	0.21	24.28	0.5097		0.45		Algorithm converged.	0.04	4.87
Blood and lymphatic system disorders	Myelosuppression	1-2	187	37.8	0	0.0	187	37.6	0	0.0	NE			NE	NE	NE		NE	NE	NE	NE		NE	NE	NE	NE	NE	NE		NE	NE	NE
Blood and lymphatic system disorders	Myelosuppression	3	196	39.6	2	1.0	186	37.3	0	0.0		*	Quasi-complete separation of data points detected.				*	WARNING: The relative Hessian convergence criterion of 14.68869077 is greater than the limit of 0.0001. The convergence is questionable.			NE		Algorithm converged.	NE	NE	NE		NE		Algorithm converged.	NE	NE
Blood and lymphatic system disorders	Myelosuppression	4-5	112	22.6	1	0.9	125	25.1	0	0.0		*	Quasi-complete separation of data points detected.				*	WARNING: The relative Hessian convergence criterion of 18.712481801 is greater than the limit of 0.0001. The convergence is questionable.			NE		Algorithm converged.	NE	NE	NE		NE		Algorithm converged.	NE	NE
Blood and lymphatic system disorders	Neutropenia	1-2	187	37.8	26	13.9	187	37.6	32	17.1	0.78		Convergence criterion (GCONV=1E-8) satisfied.	0.45	1.37	-0.032		Algorithm converged.	-0.105	0.041	0.81		Algorithm converged.	0.50	1.31	0.3927	0.8046	1.23		Algorithm converged.	0.76	1.98
Blood and lymphatic system disorders	Neutropenia	3	196	39.6	36	18.4	186	37.3	34	18.3	1.01		Convergence criterion (GCONV=1E-8) satisfied.	0.60	1.69	0.001		Algorithm converged.	-0.077	0.078	1.00		Algorithm converged.	0.66	1.53	0.9823		1.00		Algorithm converged.	0.65	1.52
Blood and lymphatic system disorders	Neutropenia	4-5	112	22.6	26	23.2	125	25.1	31	24.8	0.92		Convergence criterion (GCONV=1E-8) satisfied.	0.50	1.67	-0.016		Algorithm converged.	-0.125	0.093	0.94		Algorithm converged.	0.59	1.47	0.7757		1.07		Algorithm converged.	0.68	1.68
Blood and lymphatic system disorders	Thrombocytopenia	1-2	187	37.8	0	0.0	187	37.6	3	1.6		*	Quasi-complete separation of data points detected.				*	ERROR: Error in computing the link function, its derivatives, or the variance function.			0.00		Algorithm converged.	0.00	NE	0.9999	0.0677	>999.99		Algorithm converged.	0.00	NE
Blood and lymphatic system disorders	Thrombocytopenia	3	196	39.6	5	2.6	186	37.3	2	1.1	2.41		Convergence criterion (GCONV=1E-8) satisfied.	0.46	12.57	0.015		Algorithm converged.	-0.012	0.041	2.37		Algorithm converged.	0.47	12.08	0.2982		0.42		Algorithm converged.	0.08	2.15
Blood and lymphatic system disorders	Thrombocytopenia	4-5	112	22.6	4	3.6	125	25.1	5	4.0	0.89		Convergence criterion (GCONV=1E-8) satisfied.	0.23	3.40	-0.004		Algorithm converged.	-0.053	0.044	0.89		Algorithm converged.	0.25	3.24	0.8633		1.12		Algorithm converged.	0.31	4.07
Cardiac disorders		1-2	187	37.8	0	0.0	187	37.6	0	0.0	NE			NE	NE	NE		NE	NE	NE	NE		NE	NE	NE	NE	NE	NE		NE	NE	NE
Cardiac disorders		3	196	39.6	0	0.0	186	37.3	1	0.5		*	Quasi-complete separation of data points detected.				*	ERROR: Error in computing the link function, its derivatives, or the variance function.			0.00		Algorithm converged.	0.00	NE	1.0000		>999.99		Algorithm converged.	0.00	NE
Cardiac disorders		4-5	112	22.6	0	0.0	125	25.1	0	0.0	NE			NE	NE	NE		NE	NE	NE	NE		NE	NE	NE	NE		NE		NE	NE	NE
Cardiac disorders	Atrial fibrillation	1-2	187	37.8	0	0.0	187	37.6	0	0.0	NE			NE	NE	NE		NE	NE	NE	NE		NE	NE	NE	NE	NE	NE		NE	NE	NE
Cardiac disorders	Atrial fibrillation	3	196	39.6	0	0.0	186	37.3	1	0.5		*	Quasi-complete separation of data points detected.				*	ERROR: Error in computing the link function, its derivatives, or the variance function.			0.00		Algorithm converged.	0.00	NE	1.0000		>999.99		Algorithm converged.	0.00	NE
Cardiac disorders	Atrial fibrillation	4-5	112	22.6	0	0.0	125	25.1	0	0.0	NE			NE	NE	NE		NE	NE	NE	NE		NE	NE	NE	NE		NE		NE	NE	NE
Ear and labyrinth disorders		1-2	187	37.8	0	0.0	187	37.6	0	0.0	NE			NE	NE	NE		NE	NE	NE	NE		NE	NE	NE	NE	NE	NE		NE	NE	NE
Ear and labyrinth disorders		3	196	39.6	0	0.0	186	37.3	0	0.0	NE			NE	NE	NE		NE	NE	NE	NE		NE	NE	NE	NE		NE		NE	NE	NE
Ear and labyrinth disorders		4-5	112	22.6	0	0.0	125	25.1	1	0.8		*	Quasi-complete separation of data points detected.				*	WARNING: The relative Hessian convergence criterion of 16.316112867 is greater than the limit of 0.0001. The convergence is questionable.			0.00		Algorithm converged.	0.00	NE	0.9999		>999.99		Algorithm converged.	0.00	NE
Ear and labyrinth disorders	Deafness	1-2	187	37.8	0	0.0	187	37.6	0	0.0	NE			NE	NE	NE		NE	NE	NE	NE		NE	NE	NE	NE	NE	NE		NE	NE	NE
Ear and labyrinth disorders	Deafness	3	196	39.6	0	0.0	186	37.3	0	0.0	NE			NE	NE	NE		NE	NE	NE	NE		NE	NE	NE	NE		NE		NE	NE	NE
Ear and labyrinth disorders	Deafness	4-5	112	22.6	0	0.0	125	25.1	1	0.8		*	Quasi-complete separation of data points detected.				*	WARNING: The relative Hessian convergence criterion of 16.316112867 is greater than the limit of 0.0001. The convergence is questionable.			0.00		Algorithm converged.	0.00	NE	0.9999		>999.99		Algorithm converged.	0.00	NE
Gastrointestinal disorders		1-2	187	37.8	0	0.0	187	37.6	3	1.6		*	Quasi-complete separation of data points detected.				*	ERROR: Error in computing the link function, its derivatives, or the variance function.			0.00		Algorithm converged.	0.00	NE	0.9999	0.0253	>999.99		Algorithm converged.	0.00	NE
Gastrointestinal disorders		3	196	39.6	0	0.0	186	37.3	2	1.1		*	Quasi-complete separation of data points detected.				*	ERROR: Error in computing the link function, its derivatives, or the variance function.			0.00		Algorithm converged.	0.00	NE	0.9999		>999.99		Algorithm converged.	0.00	NE
Gastrointestinal disorders		4-5	112	22.6	4	3.6	125	25.1	2	1.6	2.28		Convergence criterion (GCONV=1E-8) satisfied.	0.41	12.68	0.020		Algorithm converged.	-0.021	0.061	2.23		Algorithm converged.	0.42	11.95	0.3483		0.45		Algorithm converged.	0.08	2.40
Gastrointestinal disorders	Constipation	1-2	187	37.8	0	0.0	187	37.6	0	0.0	NE			NE	NE	NE		NE	NE	NE	NE		NE	NE	NE	NE	NE	NE		NE	NE	NE
Gastrointestinal disorders	Constipation	3	196	39.6	0	0.0	186	37.3	0	0.0	NE			NE	NE	NE		NE	NE	NE	NE		NE	NE	NE	NE		NE		NE	NE	NE
Gastrointestinal disorders	Constipation	4-5	112	22.6	1	0.9	125	25.1	0	0.0		*	Quasi-complete separation of data points detected.				*	WARNING: The relative Hessian convergence criterion of 18.712481867 is greater than the limit of 0.0001. The convergence is questionable.			NE		Algorithm converged.	NE	NE	NE		NE		Algorithm converged.	NE	NE
Gastrointestinal disorders	Gastric ulcer	1-2	187	37.8	0	0.0	187	37.6	0	0.0	NE			NE	NE	NE		NE	NE	NE	NE		NE	NE	NE	NE	NE	NE		NE	NE	NE
Gastrointestinal disorders	Gastric ulcer	3	196	39.6	0	0.0	186	37.3	0	0.0	NE			NE	NE	NE		NE	NE	NE	NE		NE	NE	NE	NE		NE		NE	NE	NE
Gastrointestinal disorders	Gastric ulcer	4-5	112	22.6	1	0.9	125	25.1	0	0.0		*	Quasi-complete separation of data points detected.				*	WARNING: The relative Hessian convergence criterion of 18.712481867 is greater than the limit of 0.0001. The convergence is questionable.			NE		Algorithm converged.	NE	NE	NE		NE		Algorithm converged.	NE	NE
Gastrointestinal disorders	Gastrointestinal haemorrhage	1-2	187	37.8	0	0.0	187	37.6	0	0.0	NE			NE	NE	NE		NE	NE	NE	NE		NE	NE	NE	NE	NE	NE		NE	NE	NE
Gastrointestinal disorders	Gastrointestinal haemorrhage	3	196	39.6	0	0.0	186	37.3	1	0.5		*	Quasi-complete separation of data points detected.				*	ERROR: Error in computing the link function, its derivatives, or the variance function.			0.00		Algorithm converged.	0.00	NE	1.0000		>999.99		Algorithm converged.	0.00	NE
Gastrointestinal disorders	Gastrointestinal haemorrhage	4-5	112	22.6	1	0.9	125	25.1	0	0.0		*	Quasi-complete separation of data points detected.				*	WARNING: The relative Hessian convergence criterion of 18.712481867 is greater than the limit of 0.0001. The convergence is questionable.			NE		Algorithm converged.	NE	NE	NE		NE		Algorithm converged.	NE	NE
Gastrointestinal disorders	Ileus	1-2	187	37.8	0	0.0	187	37.6	0	0.0	NE			NE	NE	NE		NE	NE	NE	NE		NE	NE	NE	NE	NE	NE		NE	NE	NE
Gastrointestinal disorders	Ileus	3	196	39.6	0	0.0	186	37.3	1	0.5		*	Quasi-complete separation of data points detected.				*	ERROR: Error in computing the link function, its derivatives, or the variance function.			0.00		Algorithm converged.	0.00	NE	1.0000		>999.99		Algorithm converged.	0.00	NE
Gastrointestinal disorders	Ileus	4-5	112	22.6	0	0.0	125	25.1	1	0.8		*	Quasi-complete separation of data points detected.				*	WARNING: The relative Hessian convergence criterion of 16.316112867 is greater than the limit of 0.0001. The convergence is questionable.			0.00		Algorithm converged.	0.00	NE	0.9999		>999.99		Algorithm converged.	0.00	NE
Gastrointestinal disorders	Intestinal perforation	1-2	187	37.8	0	0.0	187	37.6	1	0.5		*	Quasi-complete separation of data points detected.				*	ERROR: Error in computing the link function, its derivatives, or the variance function.			0.00		Algorithm converged.	0.00	NE	0.9999	NE	>999.99		Algorithm converged.	0.00	NE
Gastrointestinal disorders	Intestinal perforation	3	196	39.6	0	0.0	186	37.3	0	0.0	NE			NE	NE	NE		NE	NE	NE	NE		NE	NE	NE	NE		NE		NE	NE	NE
Gastrointestinal disorders	Intestinal perforation	4-5	112	22.6	1	0.9	125	25.1	0	0.0		*	Quasi-complete separation of data points detected.				*	WARNING: The relative Hessian convergence criterion of 18.712481867 is greater than the limit of 0.0001. The convergence is questionable.			NE		Algorithm converged.	NE	NE	NE		NE		Algorithm converged.	NE	NE
Gastrointestinal disorders	Intra-abdominal haemorrhage	1-2	187	37.8	0	0.0	187	37.6	0	0.0	NE			NE	NE	NE		NE	NE	NE	NE		NE	NE	NE	NE	NE	NE		NE	NE	NE
Gastrointestinal disorders	Intra-abdominal haemorrhage	3	196	39.6	0	0.0	186	37.3	0	0.0	NE			NE	NE	NE		NE	NE	NE	NE		NE	NE	NE	NE		NE		NE	NE	NE
Gastrointestinal disorders	Intra-abdominal haemorrhage	4-5	112	22.6	0	0.0	125	25.1	1	0.8		*	Quasi-complete separation of data points detected.				*	WARNING: The relative Hessian convergence criterion of 16.316112867 is greater than the limit of 0.0001. The convergence is questionable.			0.00		Algorithm converged.	0.00	NE	0.9999		>999.99		Algorithm converged.	0.00	NE
Gastrointestinal disorders	Necrotising colitis	1-2	187	37.8	0	0.0	187	37.6	0	0.0	NE			NE	NE	NE		NE	NE	NE	NE		NE	NE	NE	NE	NE	NE		NE	NE	NE
Gastrointestinal disorders	Necrotising colitis	3	196	39.6	0	0.0	186	37.3	0	0.0	NE			NE	NE	NE		NE	NE	NE	NE		NE	NE	NE	NE		NE		NE	NE	NE
Gastrointestinal disorders	Necrotising colitis	4-5	112	22.6	1	0.9	125	25.1	0	0.0		*	Quasi-complete separation of data points detected.				*	WARNING: The relative Hessian convergence criterion of 18.712481801 is greater than the limit of 0.0001. The convergence is questionable.			NE		Algorithm converged.	NE	NE	NE		NE		Algorithm converged.	NE	NE
Gastrointestinal disorders	Obstruction gastric	1-2	187	37.8	0	0.0	187	37.6	1	0.5		*	Quasi-complete separation of data points detected.				*	ERROR: Error in computing the link function, its derivatives, or the variance function.			0.00		Algorithm converged.	0.00	NE	0.9999	NE	>999.99		Algorithm converged.	0.00	NE
Gastrointestinal disorders	Obstruction gastric	3	196	39.6	0	0.0	186	37.3	0	0.0	NE			NE	NE	NE		NE	NE	NE	NE		NE	NE	NE	NE		NE		NE	NE	NE
Gastrointestinal disorders	Obstruction gastric	4-5	112	22.6	0	0.0	125	25.1	0	0.0	NE			NE	NE	NE		NE	NE	NE	NE		NE	NE	NE	NE		NE		NE	NE	NE
Gastrointestinal disorders	Pancreatic disorder	1-2	187	37.8	0	0.0	187	37.6	1	0.5		*	Quasi-complete separation of data points detected.				*	ERROR: Error in computing the link function, its derivatives, or the variance function.			0.00		Algorithm converged.	0.00	NE	0.9999	NE	>999.99		Algorithm converged.	0.00	NE
Gastrointestinal disorders	Pancreatic disorder	3	196	39.6	0	0.0	186	37.3	0	0.0	NE			NE	NE	NE		NE	NE	NE	NE		NE	NE	NE	NE		NE		NE	NE	NE
Gastrointestinal disorders	Pancreatic disorder	4-5	112	22.6	0	0.0	125	25.1	0	0.0	NE			NE	NE	NE		NE	NE	NE	NE		NE	NE	NE	NE		NE		NE	NE	NE
Gastrointestinal disorders	Stomatitis	1-2	187	37.8	0	0.0	187	37.6	0	0.0	NE			NE	NE	NE		NE	NE	NE	NE		NE	NE	NE	NE	NE	NE		NE	NE	NE
Gastrointestinal disorders	Stomatitis	3	196	39.6	0	0.0	186	37.3	0	0.0	NE			NE	NE	NE		NE	NE	NE	NE		NE	NE	NE	NE		NE		NE	NE	NE
Gastrointestinal disorders	Stomatitis	4-5	112	22.6	1	0.9	125	25.1	0	0.0		*	Quasi-complete separation of data points detected.				*	ERROR: Error in computing the link function, its derivatives, or the variance function.			NE		Algorithm converged.	NE	NE	NE		NE		Algorithm converged.	NE	NE
General disorders and administration site conditions		1-2	187	37.8	1	0.5	187	37.6	0	0.0		*	Quasi-complete separation of data points detected.				*	ERROR: The mean parameter is either invalid or at a limit of its range for some observations.			NE		Algorithm converged.	NE	NE	NE	NE	NE		Algorithm converged.	NE	NE
General disorders and administration site conditions		3	196	39.6	0	0.0	186	37.3	0	0.0	NE			NE	NE	NE		NE	NE	NE	NE		NE	NE	NE	NE		NE		NE	NE	NE
General disorders and administration site conditions		4-5	112	22.6	0	0.0	125	25.1	0	0.0	NE			NE	NE	NE		NE	NE	NE	NE		NE	NE	NE	NE		NE		NE	NE	NE
General disorders and administration site conditions	Pyrexia	1-2	187	37.8	1	0.5	187	37.6	0	0.0		*	Quasi-complete separation of data points detected.				*	ERROR: The mean parameter is either invalid or at a limit of its range for some observations.			NE		Algorithm converged.	NE	NE	NE	NE	NE		Algorithm converged.	NE	NE
General disorders and administration site conditions	Pyrexia	3	196	39.6	0	0.0	186	37.3	0	0.0	NE			NE	NE	NE		NE	NE	NE	NE		NE	NE	NE	NE		NE		NE	NE	NE
General disorders and administration site conditions	Pyrexia	4-5	112	22.6	0	0.0	125	25.1	0	0.0	NE			NE	NE	NE		NE	NE	NE	NE		NE	NE	NE	NE		NE		NE	NE	NE
Hepatobiliary disorders		1-2	187	37.8	0	0.0	187	37.6	0	0.0	NE			NE	NE	NE		NE	NE	NE	NE		NE	NE	NE	NE	NE	NE		NE	NE	NE
Hepatobiliary disorders		3	196	39.6	1	0.5	186	37.3	0	0.0		*	Quasi-complete separation of data points detected.				*	ERROR: The mean parameter is either invalid or at a limit of its range for some observations.			NE		Algorithm converged.	NE	NE	NE		NE		Algorithm converged.	NE	NE
Hepatobiliary disorders		4-5	112	22.6	0	0.0	125	25.1	0	0.0	NE			NE	NE	NE		NE	NE	NE	NE		NE	NE	NE	NE		NE		NE	NE	NE
Hepatobiliary disorders	Cholecystitis acute	1-2	187	37.8	0	0.0	187	37.6	0	0.0	NE			NE	NE	NE		NE	NE	NE	NE		NE	NE	NE	NE	NE	NE		NE	NE	NE
Hepatobiliary disorders	Cholecystitis acute	3	196	39.6	1	0.5	186	37.3	0	0.0		*	Quasi-complete separation of data points detected.				*	ERROR: The mean parameter is either invalid or at a limit of its range for some observations.			NE		Algorithm converged.	NE	NE	NE		NE		Algorithm converged.	NE	NE
Hepatobiliary disorders	Cholecystitis acute	4-5	112	22.6	0	0.0	125	25.1	0	0.0	NE			NE	NE	NE		NE	NE	NE	NE		NE	NE	NE	NE		NE		NE	NE	NE
Infections and infestations		1-2	187	37.8	1	0.5	187	37.6	1	0.5	1.00		Convergence criterion (GCONV=1E-8) satisfied.	0.06	16.11	0.000		Algorithm converged.	-0.015	0.015	1.00		Algorithm converged.	0.06	15.87	1.0000	0.9916	1.00		Algorithm converged.	0.06	15.87
Infections and infestations		3	196	39.6	2	1.0	186	37.3	2	1.1	0.95		Convergence criterion (GCONV=1E-8) satisfied.	0.13	6.80	-0.001		Algorithm converged.	-0.021	0.020	0.95		Algorithm converged.	0.14	6.67	0.9580		1.05		Algorithm converged.	0.15	7.40
Infections and infestations		4-5	112	22.6	3	2.7	125	25.1	3	2.4	1.12		Convergence criterion (GCONV=1E-8) satisfied.	0.22	5.66	0.003		Algorithm converged.	-0.037	0.043	1.12		Algorithm converged.	0.23	5.42	0.8916		0.90		Algorithm converged.	0.18	4.35
Infections and infestations	Cytomegalovirus enteritis	1-2	187	37.8	0	0.0	187	37.6	0	0.0	NE			NE	NE	NE		NE	NE	NE	NE		NE	NE	NE	NE	NE	NE		NE	NE	NE
Infections and infestations	Cytomegalovirus enteritis	3	196	39.6	0	0.0	186	37.3	0	0.0	NE			NE	NE	NE		NE	NE	NE	NE		NE	NE	NE	NE		NE		NE	NE	NE
Infections and infestations	Cytomegalovirus enteritis	4-5	112	22.6	1	0.9	125	25.1	0	0.0		*	Quasi-complete separation of data points detected.				*	ERROR: Error in computing the link function, its derivatives, or the variance function.			NE		Algorithm converged.	NE	NE	NE		NE		Algorithm converged.	NE	NE
Infections and infestations	Cytomegalovirus infection	1-2	187	37.8	0	0.0	187	37.6	1	0.5		*	Quasi-complete separation of data points detected.				*	ERROR: Error in computing the link function, its derivatives, or the variance function.			0.00		Algorithm converged.	0.00	NE	0.9999	NE	>999.99		Algorithm converged.	0.00	NE
Infections and infestations	Cytomegalovirus infection	3	196	39.6	0	0.0	186	37.3	0	0.0	NE			NE	NE	NE		NE	NE	NE	NE		NE	NE	NE	NE		NE		NE	NE	NE
Infections and infestations	Cytomegalovirus infection	4-5	112	22.6	1	0.9	125	25.1	0	0.0		*	Quasi-complete separation of data points detected.				*	ERROR: Error in computing the link function, its derivatives, or the variance function.			NE		Algorithm converged.	NE	NE	NE		NE		Algorithm converged.	NE	NE
Infections and infestations	Escherichia bacteraemia	1-2	187	37.8	0	0.0	187	37.6	0	0.0	NE			NE	NE	NE		NE	NE	NE	NE		NE	NE	NE	NE	NE	NE		NE	NE	NE
Infections and infestations	Escherichia bacteraemia	3	196	39.6	0	0.0	186	37.3	0	0.0	NE			NE	NE	NE		NE	NE	NE	NE		NE	NE	NE	NE		NE		NE	NE	NE
Infections and infestations	Escherichia bacteraemia	4-5	112	22.6	0	0.0	125	25.1	1	0.8		*	Quasi-complete separation of data points detected.				*	WARNING: The relative Hessian convergence criterion of 16.31611281 is greater than the limit of 0.0001. The convergence is questionable.			0.00		Algorithm converged.	0.00	NE	0.9999		>999.99		Algorithm converged.	0.00	NE

Infections and infestations	Escherichia infection	1-2	187	37.8	0	0.0	187	37.6	0	0.0	NE			NE	NE	NE		NE	NE	NE	NE		NE	NE	NE	NE	NE	NE		NE	NE	NE
Infections and infestations	Escherichia infection	3	196	39.6	1	0.5	186	37.3	0	0.0		*	Quasi-complete separation of data points detected.				*	ERROR: The mean parameter is either invalid or at a limit of its range for some observations.			NE		Algorithm converged.	NE	NE	NE		NE		Algorithm converged.	NE	NE
Infections and infestations	Escherichia infection	4-5	112	22.6	0	0.0	125	25.1	0	0.0	NE			NE	NE	NE		NE	NE	NE	NE		NE	NE	NE	NE		NE		NE	NE	NE
Infections and infestations	Escherichia sepsis	1-2	187	37.8	0	0.0	187	37.6	0	0.0	NE			NE	NE	NE		NE	NE	NE	NE		NE	NE	NE	NE	NE	NE		NE	NE	NE
Infections and infestations	Escherichia sepsis	3	196	39.6	0	0.0	186	37.3	0	0.0	NE			NE	NE	NE		NE	NE	NE	NE		NE	NE	NE	NE		NE		NE	NE	NE
Infections and infestations	Escherichia sepsis	4-5	112	22.6	0	0.0	125	25.1	1	0.8		*	Quasi-complete separation of data points detected.				*	WARNING: The relative Hessian convergence criterion of 16.316112867 is greater than the limit of 0.0001. The convergence is questionable.			0.00		Algorithm converged.	0.00	NE	0.9999		>999.99		Algorithm converged.	0.00	NE
Infections and infestations	Klebsiella sepsis	1-2	187	37.8	0	0.0	187	37.6	1	0.5		*	Quasi-complete separation of data points detected.				*	ERROR: Error in computing the link function, its derivatives, or the variance function.			0.00		Algorithm converged.	0.00	NE	0.9999	NE	>999.99		Algorithm converged.	0.00	NE
Infections and infestations	Klebsiella sepsis	3	196	39.6	0	0.0	186	37.3	0	0.0	NE			NE	NE	NE		NE	NE	NE	NE		NE	NE	NE	NE		NE		NE	NE	NE
Infections and infestations	Klebsiella sepsis	4-5	112	22.6	0	0.0	125	25.1	0	0.0	NE			NE	NE	NE		NE	NE	NE	NE		NE	NE	NE	NE		NE		NE	NE	NE
Infections and infestations	Neutropenic sepsis	1-2	187	37.8	0	0.0	187	37.6	0	0.0	NE			NE	NE	NE		NE	NE	NE	NE		NE	NE	NE	NE	NE	NE		NE	NE	NE
Infections and infestations	Neutropenic sepsis	3	196	39.6	1	0.5	186	37.3	0	0.0		*	Quasi-complete separation of data points detected.				*	ERROR: The mean parameter is either invalid or at a limit of its range for some observations.			NE		Algorithm converged.	NE	NE	NE		NE		Algorithm converged.	NE	NE
Infections and infestations	Neutropenic sepsis	4-5	112	22.6	0	0.0	125	25.1	0	0.0	NE			NE	NE	NE		NE	NE	NE	NE		NE	NE	NE	NE		NE		NE	NE	NE
Infections and infestations	Pneumonia	1-2	187	37.8	0	0.0	187	37.6	0	0.0	NE			NE	NE	NE		NE	NE	NE	NE		NE	NE	NE	NE	1.0000	NE		NE	NE	NE
Infections and infestations	Pneumonia	3	196	39.6	0	0.0	186	37.3	0	0.0	NE			NE	NE	NE		NE	NE	NE	NE		NE	NE	NE	NE		NE		NE	NE	NE
Infections and infestations	Pneumonia	4-5	112	22.6	1	0.9	125	25.1	1	0.8	1.12		Convergence criterion (GCONV=1E-8) satisfied.	0.07	18.07	0.001		Algorithm converged.	-0.022	0.024	1.12		Algorithm converged.	0.07	17.63	0.9378		0.90		Algorithm converged.	0.06	14.16
Infections and infestations	Sepsis	1-2	187	37.8	0	0.0	187	37.6	0	0.0	NE			NE	NE	NE		NE	NE	NE	NE		NE	NE	NE	NE	NE	NE		NE	NE	NE
Infections and infestations	Sepsis	3	196	39.6	0	0.0	186	37.3	2	1.1		*	Quasi-complete separation of data points detected.				*	ERROR: Error in computing the link function, its derivatives, or the variance function.			0.00		Algorithm converged.	0.00	NE	0.9999		>999.99		Algorithm converged.	0.00	NE
Infections and infestations	Sepsis	4-5	112	22.6	0	0.0	125	25.1	1	0.8		*	Quasi-complete separation of data points detected.				*	WARNING: The relative Hessian convergence criterion of 16.316112867 is greater than the limit of 0.0001. The convergence is questionable.			0.00		Algorithm converged.	0.00	NE	0.9999		>999.99		Algorithm converged.	0.00	NE
Infections and infestations	Staphylococcal infection	1-2	187	37.8	1	0.5	187	37.6	0	0.0		*	Quasi-complete separation of data points detected.				*	WARNING: Negative of Hessian not positive definite.			NE		Algorithm converged.	NE	NE	NE	NE	NE		Algorithm converged.	NE	NE
Infections and infestations	Staphylococcal infection	3	196	39.6	1	0.5	186	37.3	0	0.0		*	Quasi-complete separation of data points detected.				*	ERROR: The mean parameter is either invalid or at a limit of its range for some observations.			NE		Algorithm converged.	NE	NE	NE		NE		Algorithm converged.	NE	NE
Infections and infestations	Staphylococcal infection	4-5	112	22.6	0	0.0	125	25.1	0	0.0	NE			NE	NE	NE		NE	NE	NE	NE		NE	NE	NE	NE		NE		NE	NE	NE
Infections and infestations	Systemic candida	1-2	187	37.8	0	0.0	187	37.6	1	0.5		*	Quasi-complete separation of data points detected.				*	ERROR: Error in computing the link function, its derivatives, or the variance function.			0.00		Algorithm converged.	0.00	NE	0.9999	NE	>999.99		Algorithm converged.	0.00	NE
Infections and infestations	Systemic candida	3	196	39.6	0	0.0	186	37.3	0	0.0	NE			NE	NE	NE		NE	NE	NE	NE		NE	NE	NE	NE		NE		NE	NE	NE
Infections and infestations	Systemic candida	4-5	112	22.6	0	0.0	125	25.1	0	0.0	NE			NE	NE	NE		NE	NE	NE	NE		NE	NE	NE	NE		NE		NE	NE	NE
Injury, poisoning and procedural complications		1-2	187	37.8	0	0.0	187	37.6	0	0.0	NE			NE	NE	NE		NE	NE	NE	NE		NE	NE	NE	NE	NE	NE		NE	NE	NE
Injury, poisoning and procedural complications		3	196	39.6	1	0.5	186	37.3	0	0.0		*	Quasi-complete separation of data points detected.				*	ERROR: The mean parameter is either invalid or at a limit of its range for some observations.			NE		Algorithm converged.	NE	NE	NE		NE		Algorithm converged.	NE	NE
Injury, poisoning and procedural complications		4-5	112	22.6	0	0.0	125	25.1	1	0.8		*	Quasi-complete separation of data points detected.				*	WARNING: The relative Hessian convergence criterion of 16.316112867 is greater than the limit of 0.0001. The convergence is questionable.			0.00		Algorithm converged.	0.00	NE	0.9999		>999.99		Algorithm converged.	0.00	NE
Injury, poisoning and procedural complications	Lower limb fracture	1-2	187	37.8	0	0.0	187	37.6	0	0.0	NE			NE	NE	NE		NE	NE	NE	NE		NE	NE	NE	NE	NE	NE		NE	NE	NE
Injury, poisoning and procedural complications	Lower limb fracture	3	196	39.6	1	0.5	186	37.3	0	0.0		*	Quasi-complete separation of data points detected.				*	ERROR: The mean parameter is either invalid or at a limit of its range for some observations.			NE		Algorithm converged.	NE	NE	NE		NE		Algorithm converged.	NE	NE
Injury, poisoning and procedural complications	Lower limb fracture	4-5	112	22.6	0	0.0	125	25.1	0	0.0	NE			NE	NE	NE		NE	NE	NE	NE		NE	NE	NE	NE		NE		NE	NE	NE
Injury, poisoning and procedural complications	Spinal column injury	1-2	187	37.8	0	0.0	187	37.6	0	0.0	NE			NE	NE	NE		NE	NE	NE	NE		NE	NE	NE	NE	NE	NE		NE	NE	NE
Injury, poisoning and procedural complications	Spinal column injury	3	196	39.6	0	0.0	186	37.3	0	0.0	NE			NE	NE	NE		NE	NE	NE	NE		NE	NE	NE	NE		NE		NE	NE	NE
Injury, poisoning and procedural complications	Spinal column injury	4-5	112	22.6	0	0.0	125	25.1	1	0.8		*	Quasi-complete separation of data points detected.				*	WARNING: The relative Hessian convergence criterion of 16.316112867 is greater than the limit of 0.0001. The convergence is questionable.			0.00		Algorithm converged.	0.00	NE	0.9999		>999.99		Algorithm converged.	0.00	NE
Investigations		1-2	187	37.8	14	7.5	187	37.6	20	10.7	0.68		Convergence criterion (GCONV=1E-8) satisfied.	0.33	1.38	-0.032		Algorithm converged.	-0.090	0.026	0.70		Algorithm converged.	0.36	1.34	0.2838	0.4399	1.43		Algorithm converged.	0.74	2.74
Investigations		3	196	39.6	23	11.7	186	37.3	23	12.4	0.94		Convergence criterion (GCONV=1E-8) satisfied.	0.51	1.74	-0.006		Algorithm converged.	-0.072	0.059	0.95		Algorithm converged.	0.55	1.63	0.8498		1.05		Algorithm converged.	0.61	1.81
Investigations		4-5	112	22.6	19	17.0	125	25.1	17	13.6	1.30		Convergence criterion (GCONV=1E-8) satisfied.	0.64	2.64	0.034		Algorithm converged.	-0.058	0.126	1.25		Algorithm converged.	0.68	2.28	0.4722		0.80		Algorithm converged.	0.44	1.46
Investigations	Amylase increased	1-2	187	37.8	0	0.0	187	37.6	0	0.0	NE			NE	NE	NE		NE	NE	NE	NE		NE	NE	NE	NE	NE	NE		NE	NE	NE
Investigations	Amylase increased	3	196	39.6	0	0.0	186	37.3	0	0.0	NE			NE	NE	NE		NE	NE	NE	NE		NE	NE	NE	NE		NE		NE	NE	NE
Investigations	Amylase increased	4-5	112	22.6	0	0.0	125	25.1	1	0.8		*	Quasi-complete separation of data points detected.				*	WARNING: The relative Hessian convergence criterion of 16.316112867 is greater than the limit of 0.0001. The convergence is questionable.			0.00		Algorithm converged.	0.00	NE	0.9999		>999.99		Algorithm converged.	0.00	NE
Investigations	Blood glucose decreased	1-2	187	37.8	0	0.0	187	37.6	0	0.0	NE			NE	NE	NE		NE	NE	NE	NE		NE	NE	NE	NE	NE	NE		NE	NE	NE
Investigations	Blood glucose decreased	3	196	39.6	0	0.0	186	37.3	1	0.5		*	Quasi-complete separation of data points detected.				*	ERROR: Error in computing the link function, its derivatives, or the variance function.			0.00		Algorithm converged.	0.00	NE	1.0000		>999.99		Algorithm converged.	0.00	NE
Investigations	Blood glucose decreased	4-5	112	22.6	0	0.0	125	25.1	0	0.0	NE			NE	NE	NE		NE	NE	NE	NE		NE	NE	NE	NE		NE		NE	NE	NE
Investigations	Lipase increased	1-2	187	37.8	0	0.0	187	37.6	1	0.5		*	Quasi-complete separation of data points detected.				*	ERROR: Error in computing the link function, its derivatives, or the variance function.			0.00		Algorithm converged.	0.00	NE	0.9999	1.0000	>999.99		Algorithm converged.	0.00	NE
Investigations	Lipase increased	3	196	39.6	0	0.0	186	37.3	2	1.1		*	Quasi-complete separation of data points detected.				*	ERROR: Error in computing the link function, its derivatives, or the variance function.			0.00		Algorithm converged.	0.00	NE	0.9999		>999.99		Algorithm converged.	0.00	NE
Investigations	Lipase increased	4-5	112	22.6	0	0.0	125	25.1	1	0.8		*	Quasi-complete separation of data points detected.				*	WARNING: The relative Hessian convergence criterion of 16.316112867 is greater than the limit of 0.0001. The convergence is questionable.			0.00		Algorithm converged.	0.00	NE	0.9999		>999.99		Algorithm converged.	0.00	NE
Investigations	Lymphocyte count decreased	1-2	187	37.8	1	0.5	187	37.6	4	2.1	0.25		Convergence criterion (GCONV=1E-8) satisfied.	0.03	2.22	-0.016		Algorithm converged.	-0.039	0.007	0.25		Algorithm converged.	0.03	2.22	0.2130	0.3959	4.00		Algorithm converged.	0.45	35.45
Investigations	Lymphocyte count decreased	3	196	39.6	3	1.5	186	37.3	2	1.1	1.43		Convergence criterion (GCONV=1E-8) satisfied.	0.24	8.65	0.005		Algorithm converged.	-0.018	0.027	1.42		Algorithm converged.	0.24	8.42	0.6971		0.70		Algorithm converged.	0.12	4.16
Investigations	Lymphocyte count decreased	4-5	112	22.6	2	1.8	125	25.1	2	1.6	1.12		Convergence criterion (GCONV=1E-8) satisfied.	0.15	8.07	0.002		Algorithm converged.	-0.031	0.035	1.12		Algorithm converged.	0.16	7.79	0.9118		0.90		Algorithm converged.	0.13	6.26
Investigations	Neutrophil count decreased	1-2	187	37.8	14	7.5	187	37.6	14	7.5	1.00		Convergence criterion (GCONV=1E-8) satisfied.	0.46	2.16	0.000		Algorithm converged.	-0.053	0.053	1.00		Algorithm converged.	0.49	2.04	1.0000	0.7032	1.00		Algorithm converged.	0.49	2.04
Investigations	Neutrophil count decreased	3	196	39.6	20	10.2	186	37.3	17	9.1	1.13		Convergence criterion (GCONV=1E-8) satisfied.	0.57	2.23	0.011		Algorithm converged.	-0.049	0.070	1.12		Algorithm converged.	0.60	2.06	0.7254		0.90		Algorithm converged.	0.48	1.66
Investigations	Neutrophil count decreased	4-5	112	22.6	15	13.4	125	25.1	11	8.8	1.60		Convergence criterion (GCONV=1E-8) satisfied.	0.70	3.65	0.046		Algorithm converged.	-0.034	0.126	1.52		Algorithm converged.	0.73	3.17	0.2628		0.66		Algorithm converged.	0.32	1.37
Investigations	Platelet count decreased	1-2	187	37.8	0	0.0	187	37.6	1	0.5		*	Quasi-complete separation of data points detected.				*	ERROR: Error in computing the link function, its derivatives, or the variance function.			0.00		Algorithm converged.	0.00	NE	0.9999	0.6421	>999.99		Algorithm converged.	0.00	NE
Investigations	Platelet count decreased	3	196	39.6	2	1.0	186	37.3	3	1.6	0.63		Convergence criterion (GCONV=1E-8) satisfied.	0.10	3.81	-0.006		Algorithm converged.	-0.029	0.017	0.63		Algorithm converged.	0.11	3.74	0.6138		1.58		Algorithm converged.	0.27	9.35
Investigations	Platelet count decreased	4-5	112	22.6	1	0.9	125	25.1	2	1.6	0.55		Convergence criterion (GCONV=1E-8) satisfied.	0.05	6.19	-0.007		Algorithm converged.	-0.035	0.021	0.56		Algorithm converged.	0.05	6.07	0.6319		1.79		Algorithm converged.	0.16	19.50
Investigations	White blood cell count decreased	1-2	187	37.8	7	3.7	187	37.6	8	4.3	0.87		Convergence criterion (GCONV=1E-8) satisfied.	0.31	2.45	-0.005		Algorithm converged.	-0.045	0.034	0.88		Algorithm converged.	0.32	2.36	0.7923	0.6005	1.14		Algorithm converged.	0.42	3.09
Investigations	White blood cell count decreased	3	196	39.6	12	6.1	186	37.3	7	3.8	1.67		Convergence criterion (GCONV=1E-8) satisfied.	0.64	4.33	0.024		Algorithm converged.	-0.020	0.067	1.63		Algorithm converged.	0.65	4.04	0.2948		0.61		Algorithm converged.	0.25	1.53
Investigations	White blood cell count decreased	4-5	112	22.6	10	8.9	125	25.1	7	5.6	1.65		Convergence criterion (GCONV=1E-8) satisfied.	0.61	4.50	0.033		Algorithm converged.	-0.033	0.100	1.59		Algorithm converged.	0.63	4.05	0.3264		0.63		Algorithm converged.	0.25	1.59
Metabolism and nutrition disorders		1-2	187	37.8	1	0.5	187	37.6	0	0.0		*	Quasi-complete separation of data points detected.				*	WARNING: Negative of Hessian not positive definite.			NE		Algorithm converged.	NE	NE	NE	0.6117	NE		Algorithm converged.	NE	NE
Metabolism and nutrition disorders		3	196	39.6	2	1.0	186	37.3	1	0.5	1.91		Convergence criterion (GCONV=1E-8) satisfied.	0.17	21.21	0.005		Algorithm converged.	-0.013	0.022	1.90		Algorithm converged.	0.17	20.76	0.5996		0.53		Algorithm converged.	0.05	5.76
Metabolism and nutrition disorders		4-5	112	22.6	1	0.9	125	25.1	1	0.8	1.12		Convergence criterion (GCONV=1E-8) satisfied.	0.07	18.07	0.001		Algorithm converged.	-0.022	0.024	1.12		Algorithm converged.	0.07	17.63	0.9378		0.90		Algorithm converged.	0.06	14.16
Metabolism and nutrition disorders	Hypercalcaemia	1-2	187	37.8	0	0.0	187	37.6	0	0.0	NE			NE	NE	NE		NE	NE	NE	NE		NE	NE	NE	NE	NE	NE		NE	NE	NE
Metabolism and nutrition disorders	Hypercalcaemia	3	196	39.6	1	0.5	186	37.3	0	0.0		*	Quasi-complete separation of data points detected.				*	ERROR: The mean parameter is either invalid or at a limit of its range for some observations.			NE		Algorithm converged.	NE	NE	NE		NE		Algorithm converged.	NE	NE
Metabolism and nutrition disorders	Hypercalcaemia	4-5	112	22.6	0	0.0	125	25.1	0	0.0	NE			NE	NE	NE		NE	NE	NE	NE		NE	NE	NE	NE		NE		NE	NE	NE
Metabolism and nutrition disorders	Hypertriglyceridaemia	1-2	187	37.8	1	0.5	187	37.6	0	0.0		*	Quasi-complete separation of data points detected.				*	WARNING: Negative of Hessian not positive definite.			NE		Algorithm converged.	NE	NE	NE	NE	NE		Algorithm converged.	NE	NE
Metabolism and nutrition disorders	Hypertriglyceridaemia	3	196	39.6	0	0.0	186	37.3	0	0.0	NE			NE	NE	NE		NE	NE	NE	NE		NE	NE	NE	NE		NE		NE	NE	NE
Metabolism and nutrition disorders	Hypertriglyceridaemia	4-5	112	22.6	0	0.0	125	25.1	0	0.0	NE			NE	NE	NE		NE	NE	NE	NE		NE	NE	NE	NE		NE		NE	NE	NE
Metabolism and nutrition disorders	Hyperuricaemia	1-2	187	37.8	0	0.0	187	37.6	0	0.0	NE			NE	NE	NE		NE	NE	NE	NE		NE	NE	NE	NE	NE	NE		NE	NE	NE
Metabolism and nutrition disorders	Hyperuricaemia	3	196	39.6	0	0.0	186	37.3	0	0.0	NE			NE	NE	NE		NE	NE	NE	NE		NE	NE	NE	NE		NE		NE	NE	NE
Metabolism and nutrition disorders	Hyperuricaemia	4-5	112	22.6	1	0.9	125	25.1	0	0.0		*	Quasi-complete separation of data points detected.				*	WARNING: The relative Hessian convergence criterion of 18.712482 is greater than the limit of 0.0001. The convergence is questionable.			NE		Algorithm converged.	NE	NE	NE		NE		Algorithm converged.	NE	NE
Metabolism and nutrition disorders	Hypokalaemia	1-2	187	37.8	0	0.0	187	37.6	0	0.0	NE			NE	NE	NE		NE	NE	NE	NE		NE	NE	NE	NE	NE	NE		NE	NE	NE
Metabolism and nutrition disorders	Hypokalaemia	3	196	39.6	1	0.5	186	37.3	1	0.5	0.95		Convergence criterion (GCONV=1E-8) satisfied.	0.06	15.28	0.000		Algorithm converged.	-0.015	0.014	0.95		Algorithm converged.	0.06	15.06	0.9704		1.05		Algorithm converged.	0.07	16.72
Metabolism and nutrition disorders	Hypokalaemia	4-5	112	22.6	0	0.0	125	25.1	0	0.0	NE			NE	NE	NE		NE	NE	NE	NE		NE	NE	NE	NE		NE		NE	NE	NE
Metabolism and nutrition disorders	Hyponatraemia	1-2	187	37.8	0	0.0	187	37.6	0	0.0	NE			NE	NE	NE		NE	NE	NE	NE		NE	NE	NE	NE	NE	NE		NE	NE	NE
Metabolism and nutrition disorders	Hyponatraemia	3	196	39.6	0	0.0	186	37.3	0	0.0	NE			NE	NE	NE		NE	NE	NE	NE		NE	NE	NE	NE		NE		NE	NE	NE
Metabolism and nutrition disorders	Hyponatraemia	4-5	112	22.6	0	0.0	125	25.1	1	0.8		*	Quasi-complete separation of data points detected.				*	WARNING: The relative Hessian convergence criterion of 16.316112867 is greater than the limit of 0.0001. The convergence is questionable.			0.00		Algorithm converged.	0.00	NE	0.9999		>999.99		Algorithm converged.	0.00	NE
Neoplasms benign, malignant and unspecified (incl cysts and polyps)		1-2	187	37.8	0	0.0	187	37.6	0	0.0	NE			NE	NE	NE		NE	NE	NE	NE		NE	NE	NE	NE	NE	NE		NE	NE	NE
Neoplasms benign, malignant and unspecified (incl cysts and polyps)		3	196	39.6	0	0.0	186	37.3	0	0.0	NE			NE	NE	NE		NE	NE	NE	NE		NE	NE	NE	NE		NE		NE	NE	NE
Neoplasms benign, malignant and unspecified (incl cysts and polyps)		4-5	112	22.6	1	0.9	125	25.1	0	0.0		*	Quasi-complete separation of data points detected.				*	WARNING: The relative Hessian convergence criterion of 18.712481801 is greater than the limit of 0.0001. The convergence is questionable.			NE		Algorithm converged.	NE	NE	NE		NE		Algorithm converged.	NE	NE
Neoplasms benign, malignant and unspecified (incl cysts and polyps)	Adenocarcinoma pancreas	1-2	187	37.8	0	0.0	187	37.6	0	0.0	NE			NE	NE	NE		NE	NE	NE	NE		NE	NE	NE	NE	NE	NE		NE	NE	NE
Neoplasms benign, malignant and unspecified (incl cysts and polyps)	Adenocarcinoma pancreas	3	196	39.6	0	0.0	186	37.3	0	0.0	NE			NE	NE	NE		NE	NE	NE	NE		NE	NE	NE	NE		NE		NE	NE	NE
Neoplasms benign, malignant and unspecified (incl cysts and polyps)	Adenocarcinoma pancreas	4-5	112	22.6	1	0.9	125	25.1	0	0.0		*	Quasi-complete separation of data points detected.				*	WARNING: The relative Hessian convergence criterion of 18.712481801 is greater than the limit of 0.0001. The convergence is questionable.			NE		Algorithm converged.	NE	NE	NE		NE		Algorithm converged.	NE	NE
Nervous system disorders		1-2	187	37.8	0	0.0	187	37.6	0	0.0	NE			NE	NE	NE		NE	NE	NE	NE		NE	NE	NE	NE	NE	NE		NE	NE	NE
Nervous system disorders		3	196	39.6	0	0.0	186	37.3	0	0.0	NE			NE	NE	NE		NE	NE	NE	NE		NE	NE	NE	NE		NE		NE	NE	NE
Nervous system disorders		4-5	112	22.6	0	0.0	125	25.1	1	0.8		*	Quasi-complete separation of data points detected.				*	WARNING: The relative Hessian convergence criterion of 16.316112867 is greater than the limit of 0.0001. The convergence is questionable.			0.00		Algorithm converged.	0.00	NE	0.9999		>999.99		Algorithm converged.	0.00	NE
Nervous system disorders	Syncope	1-2	187	37.8	0	0.0	187	37.6	0	0.0	NE			NE	NE	NE		NE	NE	NE	NE		NE	NE	NE	NE	NE	NE		NE	NE	NE
Nervous system disorders	Syncope	3	196	39.6	0	0.0	186	37.3	0	0.0	NE			NE	NE	NE		NE	NE	NE	NE		NE	NE	NE	NE		NE		NE	NE	NE
Nervous system disorders	Syncope	4-5	112	22.6	0	0.0	125	25.1	1	0.8		*	Quasi-complete separation of data points detected.				*	WARNING: The relative Hessian convergence criterion of 16.316112867 is greater than the limit of 0.0001. The convergence is questionable.			0.00		Algorithm converged.	0.00	NE	0.9999		>999.99		Algorithm converged.	0.00	NE
Psychiatric disorders		1-2	187	37.8	0	0.0	187	37.6	0	0.0	NE			NE	NE	NE		NE	NE	NE	NE		NE	NE	NE	NE	NE	NE		NE	NE	NE
Psychiatric disorders		3	196	39.6	1	0.5	186	37.3	0	0.0		*	Quasi-complete separation of data points detected.				*	ERROR: The mean parameter is either invalid or at a limit of its range for some observations.			NE		Algorithm converged.	NE	NE	NE		NE		Algorithm converged.	NE	NE
Psychiatric disorders		4-5	112	22.6	0	0.0	125	25.1	0	0.0	NE			NE	NE	NE		NE	NE	NE	NE		NE	NE	NE	NE		NE		NE	NE	NE
Psychiatric disorders	Personality change	1-2	187	37.8	0	0.0	187	37.6	0	0.0	NE			NE	NE	NE		NE	NE	NE	NE		NE	NE	NE	NE	NE	NE		NE	NE	NE
Psychiatric disorders	Personality change	3	196	39.6	1	0.5	186	37.3	0	0.0		*	Quasi-complete separation of data points detected.				*	ERROR: The mean parameter is either invalid or at a limit of its range for some observations.			NE		Algorithm converged.	NE	NE	NE		NE		Algorithm converged.	NE	NE
Psychiatric disorders	Personality change	4-5	112	22.6	0	0.0	125	25.1	0	0.0	NE			NE	NE	NE		NE	NE	NE	NE		NE	NE	NE	NE		NE		NE	NE	NE
Renal and urinary disorders		1-2	187	37.8	0	0.0	187	37.6	1	0.5		*	Quasi-complete separation of data points detected.				*	ERROR: Error in computing the link function, its derivatives, or the variance function.			0.00		Algorithm converged.	0.00	NE	0.9999	NE	>999.99		Algorithm converged.	0.00	NE
Renal and urinary disorders		3	196	39.6	0	0.0	186	37.3	0	0.0	NE			NE	NE	NE		NE	NE	NE	NE		NE	NE	NE	NE		NE		NE	NE	NE
Renal and urinary disorders		4-5	112	22.6	0	0.0	125	25.1	1	0.8		*	Quasi-complete separation of data points detected.				*	WARNING: The relative Hessian convergence criterion of 16.31611281 is greater than the limit of 0.0001. The convergence is questionable.			0.00		Algorithm converged.	0.00	NE	0.9999		>999.99		Algorithm converged.	0.00	NE
Renal and urinary disorders	Acute kidney injury	1-2	187	37.8	0	0.0	187	37.6	0	0.0	NE			NE	NE	NE		NE	NE	NE	NE		NE	NE	NE	NE	NE	NE		NE	NE	NE
Renal and urinary disorders	Acute kidney injury	3	196	39.6	0	0.0	186	37.3	0	0.0	NE			NE	NE	NE		NE	NE	NE	NE		NE	NE	NE	NE		NE		NE	NE	NE
Renal and urinary disorders	Acute kidney injury	4-5	112	22.6	0	0.0	125	25.1	1	0.8		*	Quasi-complete separation of data points detected.				*	WARNING: The relative Hessian convergence criterion of 16.31611281 is greater than the limit of 0.0001. The convergence is questionable.			0.00		Algorithm converged.	0.00	NE	0.9999		>999.99		Algorithm converged.	0.00	NE
Renal and urinary disorders	Renal failure	1-2	187	37.8	0	0.0	187	37.6	1	0.5		*	Quasi-complete separation of data points detected.				*	ERROR: Error in computing the link function, its derivatives, or the variance function.			0.00		Algorithm converged.	0.00	NE	0.9999	NE	>999.99		Algorithm converged.	0.00	NE
Renal and urinary disorders	Renal failure	3	196	39.6	0	0.0	186	37.3	0	0.0	NE			NE	NE	NE		NE	NE	NE	NE		NE	NE	NE	NE		NE		NE	NE	NE
Renal and urinary disorders	Renal failure	4-5	112	22.6	0	0.0	125	25.1	0	0.0	NE			NE	NE	NE		NE	NE	NE	NE		NE	NE	NE	NE		NE		NE	NE	NE
Respiratory, thoracic and mediastinal disorders		1-2	187	37.8	1	0.5	187	37.6	1	0.5	1.00		Convergence criterion (GCONV=1E-8) satisfied.	0.06	16.11	0.000		Algorithm converged.	-0.015	0.015	1.00		Algorithm converged.	0.06	15.87	1.0000	0.1230	1.00		Algorithm converged.	0.06	15.87
Respiratory, thoracic and mediastinal disorders		3	196	39.6	0	0.0	186	37.3	2	1.1		*	Quasi-complete separation of data points detected.				*	ERROR: Error in computing the link function, its derivatives, or the variance function.			0.00		Algorithm converged.	0.00	NE	0.9999		>999.99		Algorithm converged.	0.00	NE

Respiratory, thoracic and mediastinal disorders		4-5	112	22.6	1	0.9	125	25.1	0	0.0		*	Quasi-complete separation of data points detected.				*	WARNING: The relative Hessian convergence criterion of 18.712482 is greater than the limit of 0.0001. The convergence is questionable.			NE		Algorithm converged.	NE	NE	NE		NE		Algorithm converged.	NE	NE
Respiratory, thoracic and mediastinal disorders	Acute respiratory distress syndrome	1-2	187	37.8	0	0.0	187	37.6	0	0.0	NE			NE	NE	NE		NE	NE	NE	NE		NE	NE	NE	NE	NE	NE		NE	NE	NE
Respiratory, thoracic and mediastinal disorders	Acute respiratory distress syndrome	3	196	39.6	0	0.0	186	37.3	1	0.5		*	Quasi-complete separation of data points detected.				*	ERROR: Error in computing the link function, its derivatives, or the variance function.			0.00		Algorithm converged.	0.00	NE	1.0000		>999.99		Algorithm converged.	0.00	NE
Respiratory, thoracic and mediastinal disorders	Acute respiratory distress syndrome	4-5	112	22.6	0	0.0	125	25.1	0	0.0	NE			NE	NE	NE		NE	NE	NE	NE		NE	NE	NE	NE		NE		NE	NE	NE
Respiratory, thoracic and mediastinal disorders	Dyspnoea	1-2	187	37.8	1	0.5	187	37.6	1	0.5	1.00		Convergence criterion (GCONV=1E-8) satisfied.	0.06	16.11	0.000		Algorithm converged.	-0.015	0.015	1.00		Algorithm converged.	0.06	15.87	1.0000	NE	1.00		Algorithm converged.	0.06	15.87
Respiratory, thoracic and mediastinal disorders	Dyspnoea	3	196	39.6	0	0.0	186	37.3	0	0.0	NE			NE	NE	NE		NE	NE	NE	NE		NE	NE	NE	NE		NE		NE	NE	NE
Respiratory, thoracic and mediastinal disorders	Dyspnoea	4-5	112	22.6	0	0.0	125	25.1	0	0.0	NE			NE	NE	NE		NE	NE	NE	NE		NE	NE	NE	NE		NE		NE	NE	NE
Respiratory, thoracic and mediastinal disorders	Lung disorder	1-2	187	37.8	1	0.5	187	37.6	0	0.0		*	Quasi-complete separation of data points detected.				*	ERROR: The mean parameter is either invalid or at a limit of its range for some observations.			NE		Algorithm converged.	NE	NE	NE	NE	NE		Algorithm converged.	NE	NE
Respiratory, thoracic and mediastinal disorders	Lung disorder	3	196	39.6	0	0.0	186	37.3	0	0.0	NE			NE	NE	NE		NE	NE	NE	NE		NE	NE	NE	NE		NE		NE	NE	NE
Respiratory, thoracic and mediastinal disorders	Lung disorder	4-5	112	22.6	0	0.0	125	25.1	0	0.0	NE			NE	NE	NE		NE	NE	NE	NE		NE	NE	NE	NE		NE		NE	NE	NE
Respiratory, thoracic and mediastinal disorders	Respiratory failure	1-2	187	37.8	0	0.0	187	37.6	0	0.0	NE			NE	NE	NE		NE	NE	NE	NE		NE	NE	NE	NE	NE	NE		NE	NE	NE
Respiratory, thoracic and mediastinal disorders	Respiratory failure	3	196	39.6	0	0.0	186	37.3	1	0.5		*	Quasi-complete separation of data points detected.				*	ERROR: Error in computing the link function, its derivatives, or the variance function.			0.00		Algorithm converged.	0.00	NE	1.0000		>999.99		Algorithm converged.	0.00	NE
Respiratory, thoracic and mediastinal disorders	Respiratory failure	4-5	112	22.6	1	0.9	125	25.1	0	0.0		*	Quasi-complete separation of data points detected.				*	WARNING: The relative Hessian convergence criterion of 18.712482 is greater than the limit of 0.0001. The convergence is questionable.			NE		Algorithm converged.	NE	NE	NE		NE		Algorithm converged.	NE	NE
Vascular disorders		1-2	187	37.8	0	0.0	187	37.6	1	0.5		*	Quasi-complete separation of data points detected.				*	ERROR: Error in computing the link function, its derivatives, or the variance function.			0.00		Algorithm converged.	0.00	NE	0.9999	NE	>999.99		Algorithm converged.	0.00	NE
Vascular disorders		3	196	39.6	0	0.0	186	37.3	1	0.5		*	Quasi-complete separation of data points detected.				*	ERROR: Error in computing the link function, its derivatives, or the variance function.			0.00		Algorithm converged.	0.00	NE	1.0000		>999.99		Algorithm converged.	0.00	NE
Vascular disorders		4-5	112	22.6	0	0.0	125	25.1	0	0.0	NE			NE	NE	NE		NE	NE	NE	NE		NE	NE	NE	NE		NE		NE	NE	NE
Vascular disorders	Hypotension	1-2	187	37.8	0	0.0	187	37.6	1	0.5		*	Quasi-complete separation of data points detected.				*	ERROR: Error in computing the link function, its derivatives, or the variance function.			0.00		Algorithm converged.	0.00	NE	0.9999	NE	>999.99		Algorithm converged.	0.00	NE
Vascular disorders	Hypotension	3	196	39.6	0	0.0	186	37.3	1	0.5		*	Quasi-complete separation of data points detected.				*	ERROR: Error in computing the link function, its derivatives, or the variance function.			0.00		Algorithm converged.	0.00	NE	1.0000		>999.99		Algorithm converged.	0.00	NE
Vascular disorders	Hypotension	4-5	112	22.6	0	0.0	125	25.1	0	0.0	NE			NE	NE	NE		NE	NE	NE	NE		NE	NE	NE	NE		NE		NE	NE	NE

Includes treatment-emergent AEs during AE reporting period only, which is defined as new or worsening AE from the first dose of any study drug through 90 days after the last dose of any study drug or prior to NALT, whichever is earlier.
Only AEs of highest severity are counted.
Test for interaction based on RR (Log-binomial regression)
* indicates convergence problem. Result is uninterpretable.
Clinical cut-off: 15JUN2022

Program: root/clinical_studies/RO5541077/CDPT7884/GO39942/data_analysis/ACE_FINAL_OS/prod/program/t_ae_raw_soc.sas
Output: root/clinical_studies/RO5541077/CDPT7884/GO39942/data_analysis/ACE_FINAL_OS/prod/output/t_ae_raw_soc_sg2_WGR4AE_SE_POOLED_15JUN2022_39942.xls
08FEB2023 18:33

POPULATION: Global and China Extension Population, Safety-Evaluable Population
ENDPOINT: AEs Grade 4
MODEL: Unstratified analysis
STUDY: GO39942
Dichotomous Analysis by Subgroups (Safety)

Geographic region

			Polatuzumab Vedotin + R-CHP (N=495)				R-CHOP (N=498)				Polatuzumab Vedotin + R-CHP vs. R-CHOP																	R-CHOP vs. Polatuzumab Vedotin + R-CHP				
			Patients		Patients with Event		Patients		Patients with Event		Odds Ratio					Absolute Risk Difference					Relative Risk							Relative Risk				
MedDRA System Organ Class	MedDRA Preferred Term	Level	n	%	n	%	n	%	n	%	Odds Ratio		Convergence Reason	95% Lower CL	95% Upper CL	Absolute Risk		Convergence Reason	95% Lower CL	95% Upper CL	Relative Risk		Convergence Reason	95% Lower CL	95% Upper CL	p-value (Wald)	Interaction Test p-value (likelihood ratio)	Relative Risk		Convergence Reason	95% Lower CL	95% Upper CL
Blood and lymphatic system disorders		Western Europe/United States/Canada/Australia	298	60.2	46	15.4	300	60.2	59	19.7	0.75		Convergence criterion (GCONV=1E-8) satisfied.	0.49	1.14	-0.042		Algorithm converged.	-0.103	0.019	0.78		Algorithm converged.	0.55	1.11	0.1757	0.0593	1.27		Algorithm converged.	0.90	1.81
Blood and lymphatic system disorders		Asia	140	28.3	46	32.9	139	27.9	32	23.0	1.64		Convergence criterion (GCONV=1E-8) satisfied.	0.96	2.78	0.098		Algorithm converged.	-0.006	0.203	1.43		Algorithm converged.	0.97	2.10	0.0704		0.70		Algorithm converged.	0.48	1.03
Blood and lymphatic system disorders		Rest of World	57	11.5	17	29.8	59	11.8	21	35.6	0.77		Convergence criterion (GCONV=1E-8) satisfied.	0.35	1.68	-0.058		Algorithm converged.	-0.228	0.113	0.84		Algorithm converged.	0.50	1.42	0.5098		1.19		Algorithm converged.	0.71	2.02
Blood and lymphatic system disorders	Agranulocytosis	Western Europe/United States/Canada/Australia	298	60.2	0	0.0	300	60.2	1	0.3		*	Quasi-complete separation of data points detected.				*	ERROR: The mean parameter is either invalid or at a limit of its range for some observations.			0.00		Algorithm converged.	0.00	NE	0.9999	NE	>999.99		Algorithm converged.	0.00	NE
Blood and lymphatic system disorders	Agranulocytosis	Asia	140	28.3	0	0.0	139	27.9	0	0.0	NE			NE	NE	NE		NE	NE	NE	NE		NE	NE	NE	NE		NE		NE	NE	NE
Blood and lymphatic system disorders	Agranulocytosis	Rest of World	57	11.5	0	0.0	59	11.8	0	0.0	NE			NE	NE	NE		NE	NE	NE	NE		NE	NE	NE	NE		NE		NE	NE	NE
Blood and lymphatic system disorders	Anaemia	Western Europe/United States/Canada/Australia	298	60.2	1	0.3	300	60.2	0	0.0		*	Quasi-complete separation of data points detected.				*	WARNING: The relative Hessian convergence criterion of 44.806790292 is greater than the limit of 0.0001. The convergence is questionable.			NE		Algorithm converged.	NE	NE	NE	0.4271	NE		Algorithm converged.	NE	NE
Blood and lymphatic system disorders	Anaemia	Asia	140	28.3	1	0.7	139	27.9	0	0.0		*	Quasi-complete separation of data points detected.				*	WARNING: Negative of Hessian not positive definite.			NE		Algorithm converged.	NE	NE	NE		NE		Algorithm converged.	NE	NE
Blood and lymphatic system disorders	Anaemia	Rest of World	57	11.5	1	1.8	59	11.8	1	1.7	1.04		Convergence criterion (GCONV=1E-8) satisfied.	0.06	16.96	0.001		Algorithm converged.	-0.047	0.048	1.04		Algorithm converged.	0.07	16.16	0.9804		0.97		Algorithm converged.	0.06	15.08
Blood and lymphatic system disorders	Aplasia pure red cell	Western Europe/United States/Canada/Australia	298	60.2	1	0.3	300	60.2	1	0.3	1.01		Convergence criterion (GCONV=1E-8) satisfied.	0.06	16.17	0.000		Algorithm converged.	-0.009	0.009	1.01		Algorithm converged.	0.06	16.02	0.9962	1.0000	0.99		Algorithm converged.	0.06	15.81
Blood and lymphatic system disorders	Aplasia pure red cell	Asia	140	28.3	0	0.0	139	27.9	0	0.0	NE			NE	NE	NE		NE	NE	NE	NE		NE	NE	NE	NE		NE		NE	NE	NE
Blood and lymphatic system disorders	Aplasia pure red cell	Rest of World	57	11.5	0	0.0	59	11.8	0	0.0	NE			NE	NE	NE		NE	NE	NE	NE		NE	NE	NE	NE		NE		NE	NE	NE
Blood and lymphatic system disorders	Cytopenia	Western Europe/United States/Canada/Australia	298	60.2	1	0.3	300	60.2	0	0.0		*	Quasi-complete separation of data points detected.				*	WARNING: The relative Hessian convergence criterion of 44.806790292 is greater than the limit of 0.0001. The convergence is questionable.			NE		Algorithm converged.	NE	NE	NE	NE	NE		Algorithm converged.	NE	NE
Blood and lymphatic system disorders	Cytopenia	Asia	140	28.3	0	0.0	139	27.9	0	0.0	NE			NE	NE	NE		NE	NE	NE	NE		NE	NE	NE	NE		NE		NE	NE	NE
Blood and lymphatic system disorders	Cytopenia	Rest of World	57	11.5	0	0.0	59	11.8	0	0.0	NE			NE	NE	NE		NE	NE	NE	NE		NE	NE	NE	NE		NE		NE	NE	NE
Blood and lymphatic system disorders	Febrile bone marrow aplasia	Western Europe/United States/Canada/Australia	298	60.2	0	0.0	300	60.2	1	0.3		*	Quasi-complete separation of data points detected.				*	ERROR: The mean parameter is either invalid or at a limit of its range for some observations.			0.00		Algorithm converged.	0.00	NE	0.9999	NE	>999.99		Algorithm converged.	0.00	NE
Blood and lymphatic system disorders	Febrile bone marrow aplasia	Asia	140	28.3	0	0.0	139	27.9	0	0.0	NE			NE	NE	NE		NE	NE	NE	NE		NE	NE	NE	NE		NE		NE	NE	NE
Blood and lymphatic system disorders	Febrile bone marrow aplasia	Rest of World	57	11.5	0	0.0	59	11.8	0	0.0	NE			NE	NE	NE		NE	NE	NE	NE		NE	NE	NE	NE		NE		NE	NE	NE
Blood and lymphatic system disorders	Febrile neutropenia	Western Europe/United States/Canada/Australia	298	60.2	12	4.0	300	60.2	7	2.3	1.76		Convergence criterion (GCONV=1E-8) satisfied.	0.68	4.52	0.017		Algorithm converged.	-0.011	0.045	1.73		Algorithm converged.	0.69	4.32	0.2441	0.1682	0.58		Algorithm converged.	0.23	1.45
Blood and lymphatic system disorders	Febrile neutropenia	Asia	140	28.3	5	3.6	139	27.9	1	0.7	5.11		Convergence criterion (GCONV=1E-8) satisfied.	0.59	44.32	0.029		Algorithm converged.	-0.005	0.062	4.96		Algorithm converged.	0.59	41.95	0.1412		0.20		Algorithm converged.	0.02	1.70
Blood and lymphatic system disorders	Febrile neutropenia	Rest of World	57	11.5	1	1.8	59	11.8	3	5.1	0.33		Convergence criterion (GCONV=1E-8) satisfied.	0.03	3.30	-0.033		Algorithm converged.	-0.099	0.032	0.35		Algorithm converged.	0.04	3.22	0.3504		2.90		Algorithm converged.	0.31	27.05
Blood and lymphatic system disorders	Leukopenia	Western Europe/United States/Canada/Australia	298	60.2	2	0.7	300	60.2	4	1.3	0.50		Convergence criterion (GCONV=1E-8) satisfied.	0.09	2.75	-0.007		Algorithm converged.	-0.023	0.009	0.50		Algorithm converged.	0.09	2.73	0.4259	0.4018	1.99		Algorithm converged.	0.37	10.76
Blood and lymphatic system disorders	Leukopenia	Asia	140	28.3	16	11.4	139	27.9	11	7.9	1.50		Convergence criterion (GCONV=1E-8) satisfied.	0.67	3.36	0.035		Algorithm converged.	-0.034	0.104	1.44		Algorithm converged.	0.70	3.00	0.3244		0.69		Algorithm converged.	0.33	1.44
Blood and lymphatic system disorders	Leukopenia	Rest of World	57	11.5	1	1.8	59	11.8	2	3.4	0.51		Convergence criterion (GCONV=1E-8) satisfied.	0.04	5.77	-0.016		Algorithm converged.	-0.074	0.041	0.52		Algorithm converged.	0.05	5.55	0.5864		1.93		Algorithm converged.	0.18	20.73
Blood and lymphatic system disorders	Lymphopenia	Western Europe/United States/Canada/Australia	298	60.2	1	0.3	300	60.2	3	1.0	0.33		Convergence criterion (GCONV=1E-8) satisfied.	0.03	3.22	-0.007		Algorithm converged.	-0.020	0.006	0.34		Algorithm converged.	0.04	3.21	0.3431	0.3292	2.98		Algorithm converged.	0.31	28.49
Blood and lymphatic system disorders	Lymphopenia	Asia	140	28.3	1	0.7	139	27.9	0	0.0		*	Quasi-complete separation of data points detected.				*	WARNING: Negative of Hessian not positive definite.			NE		Algorithm converged.	NE	NE	NE		NE		Algorithm converged.	NE	NE
Blood and lymphatic system disorders	Lymphopenia	Rest of World	57	11.5	0	0.0	59	11.8	0	0.0	NE			NE	NE	NE		NE	NE	NE	NE		NE	NE	NE	NE		NE		NE	NE	NE
Blood and lymphatic system disorders	Myelosuppression	Western Europe/United States/Canada/Australia	298	60.2	0	0.0	300	60.2	0	0.0	NE			NE	NE	NE		NE	NE	NE	NE		NE	NE	NE	NE	NE	NE		NE	NE	NE
Blood and lymphatic system disorders	Myelosuppression	Asia	140	28.3	3	2.1	139	27.9	0	0.0		*	Quasi-complete separation of data points detected.				*	WARNING: The relative Hessian convergence criterion of 9.1570709298 is greater than the limit of 0.0001. The convergence is questionable.			NE		Algorithm converged.	NE	NE	NE		NE		Algorithm converged.	NE	NE
Blood and lymphatic system disorders	Myelosuppression	Rest of World	57	11.5	0	0.0	59	11.8	0	0.0	NE			NE	NE	NE		NE	NE	NE	NE		NE	NE	NE	NE		NE		NE	NE	NE
Blood and lymphatic system disorders	Neutropenia	Western Europe/United States/Canada/Australia	298	60.2	36	12.1	300	60.2	49	16.3	0.70		Convergence criterion (GCONV=1E-8) satisfied.	0.44	1.12	-0.043		Algorithm converged.	-0.098	0.013	0.74		Algorithm converged.	0.50	1.10	0.1387	0.2230	1.35		Algorithm converged.	0.91	2.02
Blood and lymphatic system disorders	Neutropenia	Asia	140	28.3	35	25.0	139	27.9	28	20.1	1.32		Convergence criterion (GCONV=1E-8) satisfied.	0.75	2.32	0.049		Algorithm converged.	-0.049	0.146	1.24		Algorithm converged.	0.80	1.92	0.3339		0.81		Algorithm converged.	0.52	1.25
Blood and lymphatic system disorders	Neutropenia	Rest of World	57	11.5	17	29.8	59	11.8	20	33.9	0.83		Convergence criterion (GCONV=1E-8) satisfied.	0.38	1.81	-0.041		Algorithm converged.	-0.210	0.129	0.88		Algorithm converged.	0.52	1.50	0.6386		1.14		Algorithm converged.	0.67	1.94
Blood and lymphatic system disorders	Thrombocytopenia	Western Europe/United States/Canada/Australia	298	60.2	3	1.0	300	60.2	4	1.3	0.75		Convergence criterion (GCONV=1E-8) satisfied.	0.17	3.39	-0.003		Algorithm converged.	-0.020	0.014	0.76		Algorithm converged.	0.17	3.34	0.7114	0.7793	1.32		Algorithm converged.	0.30	5.87
Blood and lymphatic system disorders	Thrombocytopenia	Asia	140	28.3	3	2.1	139	27.9	4	2.9	0.74		Convergence criterion (GCONV=1E-8) satisfied.	0.16	3.36	-0.007		Algorithm converged.	-0.044	0.029	0.74		Algorithm converged.	0.17	3.27	0.6959		1.34		Algorithm converged.	0.31	5.89
Blood and lymphatic system disorders	Thrombocytopenia	Rest of World	57	11.5	3	5.3	59	11.8	2	3.4	1.58		Convergence criterion (GCONV=1E-8) satisfied.	0.25	9.85	0.019		Algorithm converged.	-0.055	0.093	1.55		Algorithm converged.	0.27	8.95	0.6226		0.64		Algorithm converged.	0.11	3.71
Cardiac disorders		Western Europe/United States/Canada/Australia	298	60.2	0	0.0	300	60.2	1	0.3		*	Quasi-complete separation of data points detected.				*	ERROR: The mean parameter is either invalid or at a limit of its range for some observations.			0.00		Algorithm converged.	0.00	NE	0.9999	NE	>999.99		Algorithm converged.	0.00	NE
Cardiac disorders		Asia	140	28.3	0	0.0	139	27.9	0	0.0	NE			NE	NE	NE		NE	NE	NE	NE		NE	NE	NE	NE		NE		NE	NE	NE
Cardiac disorders		Rest of World	57	11.5	0	0.0	59	11.8	0	0.0	NE			NE	NE	NE		NE	NE	NE	NE		NE	NE	NE	NE		NE		NE	NE	NE
Cardiac disorders	Atrial fibrillation	Western Europe/United States/Canada/Australia	298	60.2	0	0.0	300	60.2	1	0.3		*	Quasi-complete separation of data points detected.				*	ERROR: The mean parameter is either invalid or at a limit of its range for some observations.			0.00		Algorithm converged.	0.00	NE	0.9999	NE	>999.99		Algorithm converged.	0.00	NE
Cardiac disorders	Atrial fibrillation	Asia	140	28.3	0	0.0	139	27.9	0	0.0	NE			NE	NE	NE		NE	NE	NE	NE		NE	NE	NE	NE		NE		NE	NE	NE
Cardiac disorders	Atrial fibrillation	Rest of World	57	11.5	0	0.0	59	11.8	0	0.0	NE			NE	NE	NE		NE	NE	NE	NE		NE	NE	NE	NE		NE		NE	NE	NE
Ear and labyrinth disorders		Western Europe/United States/Canada/Australia	298	60.2	0	0.0	300	60.2	1	0.3		*	Quasi-complete separation of data points detected.				*	ERROR: The mean parameter is either invalid or at a limit of its range for some observations.			0.00		Algorithm converged.	0.00	NE	0.9999	NE	>999.99		Algorithm converged.	0.00	NE
Ear and labyrinth disorders		Asia	140	28.3	0	0.0	139	27.9	0	0.0	NE			NE	NE	NE		NE	NE	NE	NE		NE	NE	NE	NE		NE		NE	NE	NE
Ear and labyrinth disorders		Rest of World	57	11.5	0	0.0	59	11.8	0	0.0	NE			NE	NE	NE		NE	NE	NE	NE		NE	NE	NE	NE		NE		NE	NE	NE
Ear and labyrinth disorders	Deafness	Western Europe/United States/Canada/Australia	298	60.2	0	0.0	300	60.2	1	0.3		*	Quasi-complete separation of data points detected.				*	ERROR: The mean parameter is either invalid or at a limit of its range for some observations.			0.00		Algorithm converged.	0.00	NE	0.9999	NE	>999.99		Algorithm converged.	0.00	NE
Ear and labyrinth disorders	Deafness	Asia	140	28.3	0	0.0	139	27.9	0	0.0	NE			NE	NE	NE		NE	NE	NE	NE		NE	NE	NE	NE		NE		NE	NE	NE
Ear and labyrinth disorders	Deafness	Rest of World	57	11.5	0	0.0	59	11.8	0	0.0	NE			NE	NE	NE		NE	NE	NE	NE		NE	NE	NE	NE		NE		NE	NE	NE
Gastrointestinal disorders		Western Europe/United States/Canada/Australia	298	60.2	4	1.3	300	60.2	1	0.3	4.07		Convergence criterion (GCONV=1E-8) satisfied.	0.45	36.61	0.010		Algorithm converged.	-0.005	0.025	4.03		Algorithm converged.	0.45	35.82	0.2116	0.0088	0.25		Algorithm converged.	0.03	2.21
Gastrointestinal disorders		Asia	140	28.3	0	0.0	139	27.9	1	0.7		*	Quasi-complete separation of data points detected.				*	WARNING: The relative Hessian convergence criterion of 19.480043432 is greater than the limit of 0.0001. The convergence is questionable.			0.00		Algorithm converged.	0.00	NE	0.9999		>999.99		Algorithm converged.	0.00	NE
Gastrointestinal disorders		Rest of World	57	11.5	0	0.0	59	11.8	5	8.5		*	Quasi-complete separation of data points detected.				*	WARNING: The relative Hessian convergence criterion of 3.320639852 is greater than the limit of 0.0001. The convergence is questionable.			0.00		Algorithm converged.	0.00	NE	0.9999		>999.99		Algorithm converged.	0.00	NE
Gastrointestinal disorders	Constipation	Western Europe/United States/Canada/Australia	298	60.2	1	0.3	300	60.2	0	0.0		*	Quasi-complete separation of data points detected.				*	WARNING: The relative Hessian convergence criterion of 44.806790292 is greater than the limit of 0.0001. The convergence is questionable.			NE		Algorithm converged.	NE	NE	NE	NE	NE		Algorithm converged.	NE	NE
Gastrointestinal disorders	Constipation	Asia	140	28.3	0	0.0	139	27.9	0	0.0	NE			NE	NE	NE		NE	NE	NE	NE		NE	NE	NE	NE		NE		NE	NE	NE
Gastrointestinal disorders	Constipation	Rest of World	57	11.5	0	0.0	59	11.8	0	0.0	NE			NE	NE	NE		NE	NE	NE	NE		NE	NE	NE	NE		NE		NE	NE	NE
Gastrointestinal disorders	Gastric ulcer	Western Europe/United States/Canada/Australia	298	60.2	1	0.3	300	60.2	0	0.0		*	Quasi-complete separation of data points detected.				*	WARNING: Negative of Hessian not positive definite.			NE		Algorithm converged.	NE	NE	NE	NE	NE		Algorithm converged.	NE	NE
Gastrointestinal disorders	Gastric ulcer	Asia	140	28.3	0	0.0	139	27.9	0	0.0	NE			NE	NE	NE		NE	NE	NE	NE		NE	NE	NE	NE		NE		NE	NE	NE
Gastrointestinal disorders	Gastric ulcer	Rest of World	57	11.5	0	0.0	59	11.8	0	0.0	NE			NE	NE	NE		NE	NE	NE	NE		NE	NE	NE	NE		NE		NE	NE	NE
Gastrointestinal disorders	Gastrointestinal haemorrhage	Western Europe/United States/Canada/Australia	298	60.2	1	0.3	300	60.2	0	0.0		*	Quasi-complete separation of data points detected.				*	WARNING: Negative of Hessian not positive definite.			NE		Algorithm converged.	NE	NE	NE	NE	NE		Algorithm converged.	NE	NE
Gastrointestinal disorders	Gastrointestinal haemorrhage	Asia	140	28.3	0	0.0	139	27.9	0	0.0	NE			NE	NE	NE		NE	NE	NE	NE		NE	NE	NE	NE		NE		NE	NE	NE
Gastrointestinal disorders	Gastrointestinal haemorrhage	Rest of World	57	11.5	0	0.0	59	11.8	1	1.7		*	Quasi-complete separation of data points detected.				*	WARNING: The relative Hessian convergence criterion of 10.540168601 is greater than the limit of 0.0001. The convergence is questionable.			0.00		Algorithm converged.	0.00	NE	0.9999		>999.99		Algorithm converged.	0.00	NE
Gastrointestinal disorders	Ileus	Western Europe/United States/Canada/Australia	298	60.2	0	0.0	300	60.2	0	0.0	NE			NE	NE	NE		NE	NE	NE	NE		NE	NE	NE	NE	NE	NE		NE	NE	NE
Gastrointestinal disorders	Ileus	Asia	140	28.3	0	0.0	139	27.9	0	0.0	NE			NE	NE	NE		NE	NE	NE	NE		NE	NE	NE	NE		NE		NE	NE	NE
Gastrointestinal disorders	Ileus	Rest of World	57	11.5	0	0.0	59	11.8	2	3.4		*	Quasi-complete separation of data points detected.				*	WARNING: The relative Hessian convergence criterion of 6.3921098672 is greater than the limit of 0.0001. The convergence is questionable.			0.00		Algorithm converged.	0.00	NE	0.9999		>999.99		Algorithm converged.	0.00	NE
Gastrointestinal disorders	Intestinal perforation	Western Europe/United States/Canada/Australia	298	60.2	1	0.3	300	60.2	1	0.3	1.01		Convergence criterion (GCONV=1E-8) satisfied.	0.06	16.17	0.000		Algorithm converged.	-0.009	0.009	1.01		Algorithm converged.	0.06	16.02	0.9962	1.0000	0.99		Algorithm converged.	0.06	15.81
Gastrointestinal disorders	Intestinal perforation	Asia	140	28.3	0	0.0	139	27.9	0	0.0	NE			NE	NE	NE		NE	NE	NE	NE		NE	NE	NE	NE		NE		NE	NE	NE
Gastrointestinal disorders	Intestinal perforation	Rest of World	57	11.5	0	0.0	59	11.8	0	0.0	NE			NE	NE	NE		NE	NE	NE	NE		NE	NE	NE	NE		NE		NE	NE	NE
Gastrointestinal disorders	Intra-abdominal haemorrhage	Western Europe/United States/Canada/Australia	298	60.2	0	0.0	300	60.2	0	0.0	NE			NE	NE	NE		NE	NE	NE	NE		NE	NE	NE	NE	NE	NE		NE	NE	NE
Gastrointestinal disorders	Intra-abdominal haemorrhage	Asia	140	28.3	0	0.0	139	27.9	1	0.7		*	Quasi-complete separation of data points detected.				*	WARNING: The relative Hessian convergence criterion of 19.480043432 is greater than the limit of 0.0001. The convergence is questionable.			0.00		Algorithm converged.	0.00	NE	0.9999		>999.99		Algorithm converged.	0.00	NE
Gastrointestinal disorders	Intra-abdominal haemorrhage	Rest of World	57	11.5	0	0.0	59	11.8	0	0.0	NE			NE	NE	NE		NE	NE	NE	NE		NE	NE	NE	NE		NE		NE	NE	NE
Gastrointestinal disorders	Necrotising colitis	Western Europe/United States/Canada/Australia	298	60.2	1	0.3	300	60.2	0	0.0		*	Quasi-complete separation of data points detected.				*	WARNING: Negative of Hessian not positive definite.			NE		Algorithm converged.	NE	NE	NE	NE	NE		Algorithm converged.	NE	NE
Gastrointestinal disorders	Necrotising colitis	Asia	140	28.3	0	0.0	139	27.9	0	0.0	NE			NE	NE	NE		NE	NE	NE	NE		NE	NE	NE	NE		NE		NE	NE	NE
Gastrointestinal disorders	Necrotising colitis	Rest of World	57	11.5	0	0.0	59	11.8	0	0.0	NE			NE	NE	NE		NE	NE	NE	NE		NE	NE	NE	NE		NE		NE	NE	NE
Gastrointestinal disorders	Obstruction gastric	Western Europe/United States/Canada/Australia	298	60.2	0	0.0	300	60.2	0	0.0	NE			NE	NE	NE		NE	NE	NE	NE		NE	NE	NE	NE	NE	NE		NE	NE	NE
Gastrointestinal disorders	Obstruction gastric	Asia	140	28.3	0	0.0	139	27.9	0	0.0	NE			NE	NE	NE		NE	NE	NE	NE		NE	NE	NE	NE		NE		NE	NE	NE
Gastrointestinal disorders	Obstruction gastric	Rest of World	57	11.5	0	0.0	59	11.8	1	1.7		*	Quasi-complete separation of data points detected.				*	WARNING: The relative Hessian convergence criterion of 10.540168601 is greater than the limit of 0.0001. The convergence is questionable.			0.00		Algorithm converged.	0.00	NE	0.9999		>999.99		Algorithm converged.	0.00	NE
Gastrointestinal disorders	Pancreatic disorder	Western Europe/United States/Canada/Australia	298	60.2	0	0.0	300	60.2	0	0.0	NE			NE	NE	NE		NE	NE	NE	NE		NE	NE	NE	NE	NE	NE		NE	NE	NE
Gastrointestinal disorders	Pancreatic disorder	Asia	140	28.3	0	0.0	139	27.9	0	0.0	NE			NE	NE	NE		NE	NE	NE	NE		NE	NE	NE	NE		NE		NE	NE	NE
Gastrointestinal disorders	Pancreatic disorder	Rest of World	57	11.5	0	0.0	59	11.8	1	1.7		*	Quasi-complete separation of data points detected.				*	WARNING: The relative Hessian convergence criterion of 10.540168611 is greater than the limit of 0.0001. The convergence is questionable.			0.00		Algorithm converged.	0.00	NE	0.9999		>999.99		Algorithm converged.	0.00	NE
Gastrointestinal disorders	Stomatitis	Western Europe/United States/Canada/Australia	298	60.2	1	0.3	300	60.2	0	0.0		*	Quasi-complete separation of data points detected.				*	WARNING: The relative Hessian convergence criterion of 44.806790292 is greater than the limit of 0.0001. The convergence is questionable.			NE		Algorithm converged.	NE	NE	NE	NE	NE		Algorithm converged.	NE	NE
Gastrointestinal disorders	Stomatitis	Asia	140	28.3	0	0.0	139	27.9	0	0.0	NE			NE	NE	NE		NE	NE	NE	NE		NE	NE	NE	NE		NE		NE	NE	NE
Gastrointestinal disorders	Stomatitis	Rest of World	57	11.5	0	0.0	59	11.8	0	0.0	NE			NE	NE	NE		NE	NE	NE	NE		NE	NE	NE	NE		NE		NE	NE	NE
General disorders and administration site conditions		Western Europe/United States/Canada/Australia	298	60.2	1	0.3	300	60.2	0	0.0		*	Quasi-complete separation of data points detected.				*	WARNING: Negative of Hessian not positive definite.			NE		Algorithm converged.	NE	NE	NE	NE	NE		Algorithm converged.	NE	NE
General disorders and administration site conditions		Asia	140	28.3	0	0.0	139	27.9	0	0.0	NE			NE	NE	NE		NE	NE	NE	NE		NE	NE	NE	NE		NE		NE	NE	NE
General disorders and administration site conditions		Rest of World	57	11.5	0	0.0	59	11.8	0	0.0	NE			NE	NE	NE		NE	NE	NE	NE		NE	NE	NE	NE		NE		NE	NE	NE
General disorders and administration site conditions	Pyrexia	Western Europe/United States/Canada/Australia	298	60.2	1	0.3	300	60.2	0	0.0		*	Quasi-complete separation of data points detected.				*	WARNING: Negative of Hessian not positive definite.			NE		Algorithm converged.	NE	NE	NE	NE	NE		Algorithm converged.	NE	NE
General disorders and administration site conditions	Pyrexia	Asia	140	28.3	0	0.0	139	27.9	0	0.0	NE			NE	NE	NE		NE	NE	NE	NE		NE	NE	NE	NE		NE		NE	NE	NE
General disorders and administration site conditions	Pyrexia	Rest of World	57	11.5	0	0.0	59	11.8	0	0.0	NE			NE	NE	NE		NE	NE	NE	NE		NE	NE	NE	NE		NE		NE	NE	NE
Hepatobiliary disorders		Western Europe/United States/Canada/Australia	298	60.2	1	0.3	300	60.2	0	0.0		*	Quasi-complete separation of data points detected.				*	WARNING: Negative of Hessian not positive definite.			NE		Algorithm converged.	NE	NE	NE	NE	NE		Algorithm converged.	NE	NE
Hepatobiliary disorders		Asia	140	28.3	0	0.0	139	27.9	0	0.0	NE			NE	NE	NE		NE	NE	NE	NE		NE	NE	NE	NE		NE		NE	NE	NE
Hepatobiliary disorders		Rest of World	57	11.5	0	0.0	59	11.8	0	0.0	NE			NE	NE	NE		NE	NE	NE	NE		NE	NE	NE	NE		NE		NE	NE	NE
Hepatobiliary disorders	Cholecystitis acute	Western Europe/United States/Canada/Australia	298	60.2	1	0.3	300	60.2	0	0.0		*	Quasi-complete separation of data points detected.				*	WARNING: Negative of Hessian not positive definite.			NE		Algorithm converged.	NE	NE	NE	NE	NE		Algorithm converged.	NE	NE
Hepatobiliary disorders	Cholecystitis acute	Asia	140	28.3	0	0.0	139	27.9	0	0.0	NE			NE	NE	NE		NE	NE	NE	NE		NE	NE	NE	NE		NE		NE	NE	NE
Hepatobiliary disorders	Cholecystitis acute	Rest of World	57	11.5	0	0.0	59	11.8	0	0.0	NE			NE	NE	NE		NE	NE	NE	NE		NE	NE	NE	NE		NE		NE	NE	NE
Infections and infestations		Western Europe/United States/Canada/Australia	298	60.2	6	2.0	300	60.2	6	2.0	1.01		Convergence criterion (GCONV=1E-8) satisfied.	0.32	3.16	0.000		Algorithm converged.	-0.022	0.023	1.01		Algorithm converged.	0.33	3.09	0.9907	NE	0.99		Algorithm converged.	0.32	3.04
Infections and infestations		Asia	140	28.3	0	0.0	139	27.9	0	0.0	NE			NE	NE	NE		NE	NE	NE	NE		NE	NE	NE	NE		NE		NE	NE	NE
Infections and infestations		Rest of World	57	11.5	0	0.0	59	11.8	0	0.0	NE			NE	NE	NE		NE	NE	NE	NE		NE	NE	NE	NE		NE		NE	NE	NE
Infections and infestations	Cytomegalovirus enteritis	Western Europe/United States/Canada/Australia	298	60.2	1	0.3	300	60.2	0	0.0		*	Quasi-complete separation of data points detected.				*	WARNING: The relative Hessian convergence criterion of 44.806790292 is greater than the limit of 0.0001. The convergence is questionable.			NE		Algorithm converged.	NE	NE	NE	NE	NE		Algorithm converged.	NE	NE
Infections and infestations	Cytomegalovirus enteritis	Asia	140	28.3	0	0.0	139	27.9	0	0.0	NE			NE	NE	NE		NE	NE	NE	NE		NE	NE	NE	NE		NE		NE	NE	NE
Infections and infestations	Cytomegalovirus enteritis	Rest of World	57	11.5	0	0.0	59	11.8	0	0.0	NE			NE	NE	NE		NE	NE	NE	NE		NE	NE	NE	NE		NE		NE	NE	NE
Infections and infestations	Cytomegalovirus infection	Western Europe/United States/Canada/Australia	298	60.2	1	0.3	300	60.2	1	0.3	1.01		Convergence criterion (GCONV=1E-8) satisfied.	0.06	16.17	0.000		Algorithm converged.	-0.009	0.009	1.01		Algorithm converged.	0.06	16.02	0.9962	1.0000	0.99		Algorithm converged.	0.06	15.81
Infections and infestations	Cytomegalovirus infection	Asia	140	28.3	0	0.0	139	27.9	0	0.0	NE			NE	NE	NE		NE	NE	NE	NE		NE	NE	NE	NE		NE		NE	NE	NE
Infections and infestations	Cytomegalovirus infection	Rest of World	57	11.5	0	0.0	59	11.8	0	0.0	NE			NE	NE	NE		NE	NE	NE	NE		NE	NE	NE	NE		NE		NE	NE	NE
Infections and infestations	Escherichia bacteraemia	Western Europe/United States/Canada/Australia	298	60.2	0	0.0	300	60.2	1	0.3		*	Quasi-complete separation of data points detected.				*	ERROR: The mean parameter is either invalid or at a limit of its range for some observations.			0.00		Algorithm converged.	0.00	NE	0.9999	NE	>999.99		Algorithm converged.	0.00	NE
Infections and infestations	Escherichia bacteraemia	Asia	140	28.3	0	0.0	139	27.9	0	0.0	NE			NE	NE	NE		NE	NE	NE	NE		NE	NE	NE	NE		NE		NE	NE	NE

Infections and infestations	Escherichia bacteraemia	Rest of World	57	11.5	0	0.0	59	11.8	0	0.0	NE			NE	NE	NE		NE	NE	NE	NE		NE	NE	NE	NE		NE		NE	NE	NE
Infections and infestations	Escherichia infection	Western Europe/United States/Canada/Australia	298	60.2	1	0.3	300	60.2	0	0.0		*	Quasi-complete separation of data points detected.				*	WARNING: Negative of Hessian not positive definite.			NE		Algorithm converged.	NE	NE	NE	NE	NE		Algorithm converged.	NE	NE
Infections and infestations	Escherichia infection	Asia	140	28.3	0	0.0	139	27.9	0	0.0	NE			NE	NE	NE		NE	NE	NE	NE		NE	NE	NE	NE		NE		NE	NE	NE
Infections and infestations	Escherichia infection	Rest of World	57	11.5	0	0.0	59	11.8	0	0.0	NE			NE	NE	NE		NE	NE	NE	NE		NE	NE	NE	NE		NE		NE	NE	NE
Infections and infestations	Escherichia sepsis	Western Europe/United States/Canada/Australia	298	60.2	0	0.0	300	60.2	1	0.3		*	Quasi-complete separation of data points detected.				*	ERROR: The mean parameter is either invalid or at a limit of its range for some observations.			0.00		Algorithm converged.	0.00	NE	0.9999	NE	>999.99		Algorithm converged.	0.00	NE
Infections and infestations	Escherichia sepsis	Asia	140	28.3	0	0.0	139	27.9	0	0.0	NE			NE	NE	NE		NE	NE	NE	NE		NE	NE	NE	NE		NE		NE	NE	NE
Infections and infestations	Escherichia sepsis	Rest of World	57	11.5	0	0.0	59	11.8	0	0.0	NE			NE	NE	NE		NE	NE	NE	NE		NE	NE	NE	NE		NE		NE	NE	NE
Infections and infestations	Klebsiella sepsis	Western Europe/United States/Canada/Australia	298	60.2	0	0.0	300	60.2	1	0.3		*	Quasi-complete separation of data points detected.				*	ERROR: The mean parameter is either invalid or at a limit of its range for some observations.			0.00		Algorithm converged.	0.00	NE	0.9999	NE	>999.99		Algorithm converged.	0.00	NE
Infections and infestations	Klebsiella sepsis	Asia	140	28.3	0	0.0	139	27.9	0	0.0	NE			NE	NE	NE		NE	NE	NE	NE		NE	NE	NE	NE		NE		NE	NE	NE
Infections and infestations	Klebsiella sepsis	Rest of World	57	11.5	0	0.0	59	11.8	0	0.0	NE			NE	NE	NE		NE	NE	NE	NE		NE	NE	NE	NE		NE		NE	NE	NE
Infections and infestations	Neutropenic sepsis	Western Europe/United States/Canada/Australia	298	60.2	1	0.3	300	60.2	0	0.0		*	Quasi-complete separation of data points detected.				*	WARNING: The relative Hessian convergence criterion of 44.806790292 is greater than the limit of 0.0001. The convergence is questionable.			NE		Algorithm converged.	NE	NE	NE	NE	NE		Algorithm converged.	NE	NE
Infections and infestations	Neutropenic sepsis	Asia	140	28.3	0	0.0	139	27.9	0	0.0	NE			NE	NE	NE		NE	NE	NE	NE		NE	NE	NE	NE		NE		NE	NE	NE
Infections and infestations	Neutropenic sepsis	Rest of World	57	11.5	0	0.0	59	11.8	0	0.0	NE			NE	NE	NE		NE	NE	NE	NE		NE	NE	NE	NE		NE		NE	NE	NE
Infections and infestations	Pneumonia	Western Europe/United States/Canada/Australia	298	60.2	1	0.3	300	60.2	1	0.3	1.01		Convergence criterion (GCONV=1E-8) satisfied.	0.06	16.17	0.000		Algorithm converged.	-0.009	0.009	1.01		Algorithm converged.	0.06	16.02	0.9962	1.0000	0.99		Algorithm converged.	0.06	15.81
Infections and infestations	Pneumonia	Asia	140	28.3	0	0.0	139	27.9	0	0.0	NE			NE	NE	NE		NE	NE	NE	NE		NE	NE	NE	NE		NE		NE	NE	NE
Infections and infestations	Pneumonia	Rest of World	57	11.5	0	0.0	59	11.8	0	0.0	NE			NE	NE	NE		NE	NE	NE	NE		NE	NE	NE	NE		NE		NE	NE	NE
Infections and infestations	Sepsis	Western Europe/United States/Canada/Australia	298	60.2	0	0.0	300	60.2	3	1.0		*	Quasi-complete separation of data points detected.				*	ERROR: The mean parameter is either invalid or at a limit of its range for some observations.			0.00		Algorithm converged.	0.00	NE	0.9999	NE	>999.99		Algorithm converged.	0.00	NE
Infections and infestations	Sepsis	Asia	140	28.3	0	0.0	139	27.9	0	0.0	NE			NE	NE	NE		NE	NE	NE	NE		NE	NE	NE	NE		NE		NE	NE	NE
Infections and infestations	Sepsis	Rest of World	57	11.5	0	0.0	59	11.8	0	0.0	NE			NE	NE	NE		NE	NE	NE	NE		NE	NE	NE	NE		NE		NE	NE	NE
Infections and infestations	Staphylococcal infection	Western Europe/United States/Canada/Australia	298	60.2	2	0.7	300	60.2	0	0.0		*	Quasi-complete separation of data points detected.				*	WARNING: Negative of Hessian not positive definite.			NE		Algorithm converged.	NE	NE	NE	NE	NE		Algorithm converged.	NE	NE
Infections and infestations	Staphylococcal infection	Asia	140	28.3	0	0.0	139	27.9	0	0.0	NE			NE	NE	NE		NE	NE	NE	NE		NE	NE	NE	NE		NE		NE	NE	NE
Infections and infestations	Staphylococcal infection	Rest of World	57	11.5	0	0.0	59	11.8	0	0.0	NE			NE	NE	NE		NE	NE	NE	NE		NE	NE	NE	NE		NE		NE	NE	NE
Infections and infestations	Systemic candida	Western Europe/United States/Canada/Australia	298	60.2	0	0.0	300	60.2	1	0.3		*	Quasi-complete separation of data points detected.				*	ERROR: The mean parameter is either invalid or at a limit of its range for some observations.			0.00		Algorithm converged.	0.00	NE	0.9999	NE	>999.99		Algorithm converged.	0.00	NE
Infections and infestations	Systemic candida	Asia	140	28.3	0	0.0	139	27.9	0	0.0	NE			NE	NE	NE		NE	NE	NE	NE		NE	NE	NE	NE		NE		NE	NE	NE
Infections and infestations	Systemic candida	Rest of World	57	11.5	0	0.0	59	11.8	0	0.0	NE			NE	NE	NE		NE	NE	NE	NE		NE	NE	NE	NE		NE		NE	NE	NE
Injury, poisoning and procedural complications		Western Europe/United States/Canada/Australia	298	60.2	0	0.0	300	60.2	0	0.0	NE			NE	NE	NE		NE	NE	NE	NE		NE	NE	NE	NE	NE	NE		NE	NE	NE
Injury, poisoning and procedural complications		Asia	140	28.3	0	0.0	139	27.9	0	0.0	NE			NE	NE	NE		NE	NE	NE	NE		NE	NE	NE	NE		NE		NE	NE	NE
Injury, poisoning and procedural complications		Rest of World	57	11.5	1	1.8	59	11.8	1	1.7	1.04		Convergence criterion (GCONV=1E-8) satisfied.	0.06	16.96	0.001		Algorithm converged.	-0.047	0.048	1.04		Algorithm converged.	0.07	16.16	0.9804		0.97		Algorithm converged.	0.06	15.08
Injury, poisoning and procedural complications	Lower limb fracture	Western Europe/United States/Canada/Australia	298	60.2	0	0.0	300	60.2	0	0.0	NE			NE	NE	NE		NE	NE	NE	NE		NE	NE	NE	NE	NE	NE		NE	NE	NE
Injury, poisoning and procedural complications	Lower limb fracture	Asia	140	28.3	0	0.0	139	27.9	0	0.0	NE			NE	NE	NE		NE	NE	NE	NE		NE	NE	NE	NE		NE		NE	NE	NE
Injury, poisoning and procedural complications	Lower limb fracture	Rest of World	57	11.5	1	1.8	59	11.8	0	0.0		*	Quasi-complete separation of data points detected.				*	ERROR: Error in computing the link function, its derivatives, or the variance function.			NE		Algorithm converged.	NE	NE	NE		NE		Algorithm converged.	NE	NE
Injury, poisoning and procedural complications	Spinal column injury	Western Europe/United States/Canada/Australia	298	60.2	0	0.0	300	60.2	0	0.0	NE			NE	NE	NE		NE	NE	NE	NE		NE	NE	NE	NE	NE	NE		NE	NE	NE
Injury, poisoning and procedural complications	Spinal column injury	Asia	140	28.3	0	0.0	139	27.9	0	0.0	NE			NE	NE	NE		NE	NE	NE	NE		NE	NE	NE	NE		NE		NE	NE	NE
Injury, poisoning and procedural complications	Spinal column injury	Rest of World	57	11.5	0	0.0	59	11.8	1	1.7		*	Quasi-complete separation of data points detected.				*	WARNING: The relative Hessian convergence criterion of 10.540168611 is greater than the limit of 0.0001. The convergence is questionable.			0.00		Algorithm converged.	0.00	NE	0.9999		>999.99		Algorithm converged.	0.00	NE
Investigations		Western Europe/United States/Canada/Australia	298	60.2	20	6.7	300	60.2	21	7.0	0.96		Convergence criterion (GCONV=1E-8) satisfied.	0.51	1.80	-0.003		Algorithm converged.	-0.043	0.038	0.96		Algorithm converged.	0.53	1.73	0.8890	0.2673	1.04		Algorithm converged.	0.58	1.88
Investigations		Asia	140	28.3	36	25.7	139	27.9	37	26.6	0.95		Convergence criterion (GCONV=1E-8) satisfied.	0.56	1.63	-0.009		Algorithm converged.	-0.112	0.094	0.97		Algorithm converged.	0.65	1.43	0.8636		1.04		Algorithm converged.	0.70	1.54
Investigations		Rest of World	57	11.5	0	0.0	59	11.8	2	3.4		*	Quasi-complete separation of data points detected.				*	WARNING: The relative Hessian convergence criterion of 6.3921098555 is greater than the limit of 0.0001. The convergence is questionable.			0.00		Algorithm converged.	0.00	NE	0.9999		>999.99		Algorithm converged.	0.00	NE
Investigations	Amylase increased	Western Europe/United States/Canada/Australia	298	60.2	0	0.0	300	60.2	1	0.3		*	Quasi-complete separation of data points detected.				*	ERROR: The mean parameter is either invalid or at a limit of its range for some observations.			0.00		Algorithm converged.	0.00	NE	0.9999	NE	>999.99		Algorithm converged.	0.00	NE
Investigations	Amylase increased	Asia	140	28.3	0	0.0	139	27.9	0	0.0	NE			NE	NE	NE		NE	NE	NE	NE		NE	NE	NE	NE		NE		NE	NE	NE
Investigations	Amylase increased	Rest of World	57	11.5	0	0.0	59	11.8	0	0.0	NE			NE	NE	NE		NE	NE	NE	NE		NE	NE	NE	NE		NE		NE	NE	NE
Investigations	Blood glucose decreased	Western Europe/United States/Canada/Australia	298	60.2	0	0.0	300	60.2	0	0.0	NE			NE	NE	NE		NE	NE	NE	NE		NE	NE	NE	NE	NE	NE		NE	NE	NE
Investigations	Blood glucose decreased	Asia	140	28.3	0	0.0	139	27.9	1	0.7		*	Quasi-complete separation of data points detected.				*	WARNING: The relative Hessian convergence criterion of 19.480043228 is greater than the limit of 0.0001. The convergence is questionable.			0.00		Algorithm converged.	0.00	NE	0.9999		>999.99		Algorithm converged.	0.00	NE
Investigations	Blood glucose decreased	Rest of World	57	11.5	0	0.0	59	11.8	0	0.0	NE			NE	NE	NE		NE	NE	NE	NE		NE	NE	NE	NE		NE		NE	NE	NE
Investigations	Lipase increased	Western Europe/United States/Canada/Australia	298	60.2	0	0.0	300	60.2	2	0.7		*	Quasi-complete separation of data points detected.				*	ERROR: The mean parameter is either invalid or at a limit of its range for some observations.			0.00		Algorithm converged.	0.00	NE	0.9999	NE	>999.99		Algorithm converged.	0.00	NE
Investigations	Lipase increased	Asia	140	28.3	0	0.0	139	27.9	0	0.0	NE			NE	NE	NE		NE	NE	NE	NE		NE	NE	NE	NE		NE		NE	NE	NE
Investigations	Lipase increased	Rest of World	57	11.5	0	0.0	59	11.8	2	3.4		*	Quasi-complete separation of data points detected.				*	WARNING: The relative Hessian convergence criterion of 6.3921098555 is greater than the limit of 0.0001. The convergence is questionable.			0.00		Algorithm converged.	0.00	NE	0.9999		>999.99		Algorithm converged.	0.00	NE
Investigations	Lymphocyte count decreased	Western Europe/United States/Canada/Australia	298	60.2	1	0.3	300	60.2	2	0.7	0.50		Convergence criterion (GCONV=1E-8) satisfied.	0.05	5.56	-0.003		Algorithm converged.	-0.015	0.008	0.50		Algorithm converged.	0.05	5.52	0.5743	0.9333	1.99		Algorithm converged.	0.18	21.79
Investigations	Lymphocyte count decreased	Asia	140	28.3	5	3.6	139	27.9	6	4.3	0.82		Convergence criterion (GCONV=1E-8) satisfied.	0.24	2.76	-0.007		Algorithm converged.	-0.053	0.038	0.83		Algorithm converged.	0.26	2.65	0.7495		1.21		Algorithm converged.	0.38	3.87
Investigations	Lymphocyte count decreased	Rest of World	57	11.5	0	0.0	59	11.8	0	0.0	NE			NE	NE	NE		NE	NE	NE	NE		NE	NE	NE	NE		NE		NE	NE	NE
Investigations	Neutrophil count decreased	Western Europe/United States/Canada/Australia	298	60.2	16	5.4	300	60.2	15	5.0	1.08		Convergence criterion (GCONV=1E-8) satisfied.	0.52	2.22	0.004		Algorithm converged.	-0.032	0.039	1.07		Algorithm converged.	0.54	2.13	0.8387	0.9583	0.93		Algorithm converged.	0.47	1.85
Investigations	Neutrophil count decreased	Asia	140	28.3	33	23.6	139	27.9	27	19.4	1.28		Convergence criterion (GCONV=1E-8) satisfied.	0.72	2.27	0.041		Algorithm converged.	-0.055	0.138	1.21		Algorithm converged.	0.77	1.91	0.4006		0.82		Algorithm converged.	0.52	1.29
Investigations	Neutrophil count decreased	Rest of World	57	11.5	0	0.0	59	11.8	0	0.0	NE			NE	NE	NE		NE	NE	NE	NE		NE	NE	NE	NE		NE		NE	NE	NE
Investigations	Platelet count decreased	Western Europe/United States/Canada/Australia	298	60.2	3	1.0	300	60.2	1	0.3	3.04		Convergence criterion (GCONV=1E-8) satisfied.	0.31	29.39	0.007		Algorithm converged.	-0.006	0.020	3.02		Algorithm converged.	0.32	28.87	0.3372	NE	0.33		Algorithm converged.	0.03	3.17
Investigations	Platelet count decreased	Asia	140	28.3	0	0.0	139	27.9	5	3.6		*	Quasi-complete separation of data points detected.				*	WARNING: The relative Hessian convergence criterion of 6.378229759 is greater than the limit of 0.0001. The convergence is questionable.			0.00		Algorithm converged.	0.00	NE	0.9999		>999.99		Algorithm converged.	0.00	NE
Investigations	Platelet count decreased	Rest of World	57	11.5	0	0.0	59	11.8	0	0.0	NE			NE	NE	NE		NE	NE	NE	NE		NE	NE	NE	NE		NE		NE	NE	NE
Investigations	White blood cell count decreased	Western Europe/United States/Canada/Australia	298	60.2	7	2.3	300	60.2	9	3.0	0.78		Convergence criterion (GCONV=1E-8) satisfied.	0.29	2.12	-0.007		Algorithm converged.	-0.032	0.019	0.78		Algorithm converged.	0.30	2.08	0.6228	NE	1.28		Algorithm converged.	0.48	3.38
Investigations	White blood cell count decreased	Asia	140	28.3	22	15.7	139	27.9	13	9.4	1.81		Convergence criterion (GCONV=1E-8) satisfied.	0.87	3.75	0.064		Algorithm converged.	-0.014	0.141	1.68		Algorithm converged.	0.88	3.20	0.1144		0.60		Algorithm converged.	0.31	1.13
Investigations	White blood cell count decreased	Rest of World	57	11.5	0	0.0	59	11.8	0	0.0	NE			NE	NE	NE		NE	NE	NE	NE		NE	NE	NE	NE		NE		NE	NE	NE
Metabolism and nutrition disorders		Western Europe/United States/Canada/Australia	298	60.2	3	1.0	300	60.2	1	0.3	3.04		Convergence criterion (GCONV=1E-8) satisfied.	0.31	29.39	0.007		Algorithm converged.	-0.006	0.020	3.02		Algorithm converged.	0.32	28.87	0.3372	0.2031	0.33		Algorithm converged.	0.03	3.17
Metabolism and nutrition disorders		Asia	140	28.3	0	0.0	139	27.9	1	0.7		*	Quasi-complete separation of data points detected.				*	WARNING: The relative Hessian convergence criterion of 19.480043296 is greater than the limit of 0.0001. The convergence is questionable.			0.00		Algorithm converged.	0.00	NE	0.9999		>999.99		Algorithm converged.	0.00	NE
Metabolism and nutrition disorders		Rest of World	57	11.5	1	1.8	59	11.8	0	0.0		*	Quasi-complete separation of data points detected.				*	WARNING: The relative Hessian convergence criterion of 10.998844954 is greater than the limit of 0.0001. The convergence is questionable.			NE		Algorithm converged.	NE	NE	NE		NE		Algorithm converged.	NE	NE
Metabolism and nutrition disorders	Hypercalcaemia	Western Europe/United States/Canada/Australia	298	60.2	1	0.3	300	60.2	0	0.0		*	Quasi-complete separation of data points detected.				*	WARNING: Negative of Hessian not positive definite.			NE		Algorithm converged.	NE	NE	NE	NE	NE		Algorithm converged.	NE	NE
Metabolism and nutrition disorders	Hypercalcaemia	Asia	140	28.3	0	0.0	139	27.9	0	0.0	NE			NE	NE	NE		NE	NE	NE	NE		NE	NE	NE	NE		NE		NE	NE	NE
Metabolism and nutrition disorders	Hypercalcaemia	Rest of World	57	11.5	0	0.0	59	11.8	0	0.0	NE			NE	NE	NE		NE	NE	NE	NE		NE	NE	NE	NE		NE		NE	NE	NE
Metabolism and nutrition disorders	Hypertriglyceridaemia	Western Europe/United States/Canada/Australia	298	60.2	1	0.3	300	60.2	0	0.0		*	Quasi-complete separation of data points detected.				*	WARNING: Negative of Hessian not positive definite.			NE		Algorithm converged.	NE	NE	NE	NE	NE		Algorithm converged.	NE	NE
Metabolism and nutrition disorders	Hypertriglyceridaemia	Asia	140	28.3	0	0.0	139	27.9	0	0.0	NE			NE	NE	NE		NE	NE	NE	NE		NE	NE	NE	NE		NE		NE	NE	NE
Metabolism and nutrition disorders	Hypertriglyceridaemia	Rest of World	57	11.5	0	0.0	59	11.8	0	0.0	NE			NE	NE	NE		NE	NE	NE	NE		NE	NE	NE	NE		NE		NE	NE	NE
Metabolism and nutrition disorders	Hyperuricaemia	Western Europe/United States/Canada/Australia	298	60.2	0	0.0	300	60.2	0	0.0	NE			NE	NE	NE		NE	NE	NE	NE		NE	NE	NE	NE	NE	NE		NE	NE	NE
Metabolism and nutrition disorders	Hyperuricaemia	Asia	140	28.3	0	0.0	139	27.9	0	0.0	NE			NE	NE	NE		NE	NE	NE	NE		NE	NE	NE	NE		NE		NE	NE	NE
Metabolism and nutrition disorders	Hyperuricaemia	Rest of World	57	11.5	1	1.8	59	11.8	0	0.0		*	Quasi-complete separation of data points detected.				*	WARNING: The relative Hessian convergence criterion of 10.998844954 is greater than the limit of 0.0001. The convergence is questionable.			NE		Algorithm converged.	NE	NE	NE		NE		Algorithm converged.	NE	NE
Metabolism and nutrition disorders	Hypokalaemia	Western Europe/United States/Canada/Australia	298	60.2	1	0.3	300	60.2	0	0.0		*	Quasi-complete separation of data points detected.				*	WARNING: Negative of Hessian not positive definite.			NE		Algorithm converged.	NE	NE	NE	NE	NE		Algorithm converged.	NE	NE
Metabolism and nutrition disorders	Hypokalaemia	Asia	140	28.3	0	0.0	139	27.9	1	0.7		*	Quasi-complete separation of data points detected.				*	WARNING: The relative Hessian convergence criterion of 19.480043296 is greater than the limit of 0.0001. The convergence is questionable.			0.00		Algorithm converged.	0.00	NE	0.9999		>999.99		Algorithm converged.	0.00	NE
Metabolism and nutrition disorders	Hypokalaemia	Rest of World	57	11.5	0	0.0	59	11.8	0	0.0	NE			NE	NE	NE		NE	NE	NE	NE		NE	NE	NE	NE		NE		NE	NE	NE
Metabolism and nutrition disorders	Hyponatraemia	Western Europe/United States/Canada/Australia	298	60.2	0	0.0	300	60.2	1	0.3		*	Quasi-complete separation of data points detected.				*	ERROR: The mean parameter is either invalid or at a limit of its range for some observations.			0.00		Algorithm converged.	0.00	NE	0.9999	NE	>999.99		Algorithm converged.	0.00	NE
Metabolism and nutrition disorders	Hyponatraemia	Asia	140	28.3	0	0.0	139	27.9	0	0.0	NE			NE	NE	NE		NE	NE	NE	NE		NE	NE	NE	NE		NE		NE	NE	NE
Metabolism and nutrition disorders	Hyponatraemia	Rest of World	57	11.5	0	0.0	59	11.8	0	0.0	NE			NE	NE	NE		NE	NE	NE	NE		NE	NE	NE	NE		NE		NE	NE	NE
Neoplasms benign, malignant and unspecified (incl cysts and polyps)		Western Europe/United States/Canada/Australia	298	60.2	1	0.3	300	60.2	0	0.0		*	Quasi-complete separation of data points detected.				*	WARNING: Negative of Hessian not positive definite.			NE		Algorithm converged.	NE	NE	NE	NE	NE		Algorithm converged.	NE	NE
Neoplasms benign, malignant and unspecified (incl cysts and polyps)		Asia	140	28.3	0	0.0	139	27.9	0	0.0	NE			NE	NE	NE		NE	NE	NE	NE		NE	NE	NE	NE		NE		NE	NE	NE
Neoplasms benign, malignant and unspecified (incl cysts and polyps)		Rest of World	57	11.5	0	0.0	59	11.8	0	0.0	NE			NE	NE	NE		NE	NE	NE	NE		NE	NE	NE	NE		NE		NE	NE	NE
Neoplasms benign, malignant and unspecified (incl cysts and polyps)	Adenocarcinoma pancreas	Western Europe/United States/Canada/Australia	298	60.2	1	0.3	300	60.2	0	0.0		*	Quasi-complete separation of data points detected.				*	WARNING: Negative of Hessian not positive definite.			NE		Algorithm converged.	NE	NE	NE	NE	NE		Algorithm converged.	NE	NE
Neoplasms benign, malignant and unspecified (incl cysts and polyps)	Adenocarcinoma pancreas	Asia	140	28.3	0	0.0	139	27.9	0	0.0	NE			NE	NE	NE		NE	NE	NE	NE		NE	NE	NE	NE		NE		NE	NE	NE
Neoplasms benign, malignant and unspecified (incl cysts and polyps)	Adenocarcinoma pancreas	Rest of World	57	11.5	0	0.0	59	11.8	0	0.0	NE			NE	NE	NE		NE	NE	NE	NE		NE	NE	NE	NE		NE		NE	NE	NE
Nervous system disorders		Western Europe/United States/Canada/Australia	298	60.2	0	0.0	300	60.2	0	0.0	NE			NE	NE	NE		NE	NE	NE	NE		NE	NE	NE	NE	NE	NE		NE	NE	NE
Nervous system disorders		Asia	140	28.3	0	0.0	139	27.9	0	0.0	NE			NE	NE	NE		NE	NE	NE	NE		NE	NE	NE	NE		NE		NE	NE	NE
Nervous system disorders		Rest of World	57	11.5	0	0.0	59	11.8	1	1.7		*	Quasi-complete separation of data points detected.				*	WARNING: The relative Hessian convergence criterion of 10.540168611 is greater than the limit of 0.0001. The convergence is questionable.			0.00		Algorithm converged.	0.00	NE	0.9999		>999.99		Algorithm converged.	0.00	NE
Nervous system disorders	Syncope	Western Europe/United States/Canada/Australia	298	60.2	0	0.0	300	60.2	0	0.0	NE			NE	NE	NE		NE	NE	NE	NE		NE	NE	NE	NE	NE	NE		NE	NE	NE
Nervous system disorders	Syncope	Asia	140	28.3	0	0.0	139	27.9	0	0.0	NE			NE	NE	NE		NE	NE	NE	NE		NE	NE	NE	NE		NE		NE	NE	NE
Nervous system disorders	Syncope	Rest of World	57	11.5	0	0.0	59	11.8	1	1.7		*	Quasi-complete separation of data points detected.				*	WARNING: The relative Hessian convergence criterion of 10.540168611 is greater than the limit of 0.0001. The convergence is questionable.			0.00		Algorithm converged.	0.00	NE	0.9999		>999.99		Algorithm converged.	0.00	NE
Psychiatric disorders		Western Europe/United States/Canada/Australia	298	60.2	1	0.3	300	60.2	0	0.0		*	Quasi-complete separation of data points detected.				*	WARNING: Negative of Hessian not positive definite.			NE		Algorithm converged.	NE	NE	NE	NE	NE		Algorithm converged.	NE	NE
Psychiatric disorders		Asia	140	28.3	0	0.0	139	27.9	0	0.0	NE			NE	NE	NE		NE	NE	NE	NE		NE	NE	NE	NE		NE		NE	NE	NE
Psychiatric disorders		Rest of World	57	11.5	0	0.0	59	11.8	0	0.0	NE			NE	NE	NE		NE	NE	NE	NE		NE	NE	NE	NE		NE		NE	NE	NE
Psychiatric disorders	Personality change	Western Europe/United States/Canada/Australia	298	60.2	1	0.3	300	60.2	0	0.0		*	Quasi-complete separation of data points detected.				*	WARNING: Negative of Hessian not positive definite.			NE		Algorithm converged.	NE	NE	NE	NE	NE		Algorithm converged.	NE	NE
Psychiatric disorders	Personality change	Asia	140	28.3	0	0.0	139	27.9	0	0.0	NE			NE	NE	NE		NE	NE	NE	NE		NE	NE	NE	NE		NE		NE	NE	NE
Psychiatric disorders	Personality change	Rest of World	57	11.5	0	0.0	59	11.8	0	0.0	NE			NE	NE	NE		NE	NE	NE	NE		NE	NE	NE	NE		NE		NE	NE	NE
Renal and urinary disorders		Western Europe/United States/Canada/Australia	298	60.2	0	0.0	300	60.2	2	0.7		*	Quasi-complete separation of data points detected.				*	ERROR: The mean parameter is either invalid or at a limit of its range for some observations.			0.00		Algorithm converged.	0.00	NE	0.9999	NE	>999.99		Algorithm converged.	0.00	NE
Renal and urinary disorders		Asia	140	28.3	0	0.0	139	27.9	0	0.0	NE			NE	NE	NE		NE	NE	NE	NE		NE	NE	NE	NE		NE		NE	NE	NE
Renal and urinary disorders		Rest of World	57	11.5	0	0.0	59	11.8	0	0.0	NE			NE	NE	NE		NE	NE	NE	NE		NE	NE	NE	NE		NE		NE	NE	NE
Renal and urinary disorders	Acute kidney injury	Western Europe/United States/Canada/Australia	298	60.2	0	0.0	300	60.2	1	0.3		*	Quasi-complete separation of data points detected.				*	ERROR: The mean parameter is either invalid or at a limit of its range for some observations.			0.00		Algorithm converged.	0.00	NE	0.9999	NE	>999.99		Algorithm converged.	0.00	NE
Renal and urinary disorders	Acute kidney injury	Asia	140	28.3	0	0.0	139	27.9	0	0.0	NE			NE	NE	NE		NE	NE	NE	NE		NE	NE	NE	NE		NE		NE	NE	NE
Renal and urinary disorders	Acute kidney injury	Rest of World	57	11.5	0	0.0	59	11.8	0	0.0	NE			NE	NE	NE		NE	NE	NE	NE		NE	NE	NE	NE		NE		NE	NE	NE
Renal and urinary disorders	Renal failure	Western Europe/United States/Canada/Australia	298	60.2	0	0.0	300	60.2	1	0.3		*	Quasi-complete separation of data points detected.				*	ERROR: The mean parameter is either invalid or at a limit of its range for some observations.			0.00		Algorithm converged.	0.00	NE	0.9999	NE	>999.99		Algorithm converged.	0.00	NE
Renal and urinary disorders	Renal failure	Asia	140	28.3	0	0.0	139	27.9	0	0.0	NE			NE	NE	NE		NE	NE	NE	NE		NE	NE	NE	NE		NE		NE	NE	NE
Renal and urinary disorders	Renal failure	Rest of World	57	11.5	0	0.0	59	11.8	0	0.0	NE			NE	NE	NE		NE	NE	NE	NE		NE	NE	NE	NE		NE		NE	NE	NE
Respiratory, thoracic and mediastinal disorders		Western Europe/United States/Canada/Australia	298	60.2	2	0.7	300	60.2	3	1.0	0.67		Convergence criterion (GCONV=1E-8) satisfied.	0.11	4.03	-0.003		Algorithm converged.	-0.018	0.011	0.67		Algorithm converged.	0.11	3.99	0.6610	NE	1.49		Algorithm converged.	0.25	8.85

Respiratory, thoracic and mediastinal disorders		Asia	140	28.3	0	0.0	139	27.9	0	0.0	NE			NE	NE	NE		NE	NE	NE	NE		NE	NE	NE	NE		NE		NE	NE	NE
Respiratory, thoracic and mediastinal disorders		Rest of World	57	11.5	0	0.0	59	11.8	0	0.0	NE			NE	NE	NE		NE	NE	NE	NE		NE	NE	NE	NE		NE		NE	NE	NE
Respiratory, thoracic and mediastinal disorders	Acute respiratory distress syndrome	Western Europe/United States/Canada/Australia	298	60.2	0	0.0	300	60.2	1	0.3		*	Quasi-complete separation of data points detected.				*	ERROR: The mean parameter is either invalid or at a limit of its range for some observations.			0.00		Algorithm converged.	0.00	NE	0.9999	NE	>999.99		Algorithm converged.	0.00	NE
Respiratory, thoracic and mediastinal disorders	Acute respiratory distress syndrome	Asia	140	28.3	0	0.0	139	27.9	0	0.0	NE			NE	NE	NE		NE	NE	NE	NE		NE	NE	NE	NE		NE		NE	NE	NE
Respiratory, thoracic and mediastinal disorders	Acute respiratory distress syndrome	Rest of World	57	11.5	0	0.0	59	11.8	0	0.0	NE			NE	NE	NE		NE	NE	NE	NE		NE	NE	NE	NE		NE		NE	NE	NE
Respiratory, thoracic and mediastinal disorders	Dyspnoea	Western Europe/United States/Canada/Australia	298	60.2	1	0.3	300	60.2	1	0.3	1.01		Convergence criterion (GCONV=1E-8) satisfied.	0.06	16.17	0.000		Algorithm converged.	-0.009	0.009	1.01		Algorithm converged.	0.06	16.02	0.9962	1.0000	0.99		Algorithm converged.	0.06	15.81
Respiratory, thoracic and mediastinal disorders	Dyspnoea	Asia	140	28.3	0	0.0	139	27.9	0	0.0	NE			NE	NE	NE		NE	NE	NE	NE		NE	NE	NE	NE		NE		NE	NE	NE
Respiratory, thoracic and mediastinal disorders	Dyspnoea	Rest of World	57	11.5	0	0.0	59	11.8	0	0.0	NE			NE	NE	NE		NE	NE	NE	NE		NE	NE	NE	NE		NE		NE	NE	NE
Respiratory, thoracic and mediastinal disorders	Lung disorder	Western Europe/United States/Canada/Australia	298	60.2	1	0.3	300	60.2	0	0.0		*	Quasi-complete separation of data points detected.				*	WARNING: Negative of Hessian not positive definite.			NE		Algorithm converged.	NE	NE	NE	NE	NE		Algorithm converged.	NE	NE
Respiratory, thoracic and mediastinal disorders	Lung disorder	Asia	140	28.3	0	0.0	139	27.9	0	0.0	NE			NE	NE	NE		NE	NE	NE	NE		NE	NE	NE	NE		NE		NE	NE	NE
Respiratory, thoracic and mediastinal disorders	Lung disorder	Rest of World	57	11.5	0	0.0	59	11.8	0	0.0	NE			NE	NE	NE		NE	NE	NE	NE		NE	NE	NE	NE		NE		NE	NE	NE
Respiratory, thoracic and mediastinal disorders	Respiratory failure	Western Europe/United States/Canada/Australia	298	60.2	1	0.3	300	60.2	1	0.3	1.01		Convergence criterion (GCONV=1E-8) satisfied.	0.06	16.17	0.000		Algorithm converged.	-0.009	0.009	1.01		Algorithm converged.	0.06	16.02	0.9962	1.0000	0.99		Algorithm converged.	0.06	15.81
Respiratory, thoracic and mediastinal disorders	Respiratory failure	Asia	140	28.3	0	0.0	139	27.9	0	0.0	NE			NE	NE	NE		NE	NE	NE	NE		NE	NE	NE	NE		NE		NE	NE	NE
Respiratory, thoracic and mediastinal disorders	Respiratory failure	Rest of World	57	11.5	0	0.0	59	11.8	0	0.0	NE			NE	NE	NE		NE	NE	NE	NE		NE	NE	NE	NE		NE		NE	NE	NE
Vascular disorders		Western Europe/United States/Canada/Australia	298	60.2	0	0.0	300	60.2	1	0.3		*	Quasi-complete separation of data points detected.				*	ERROR: The mean parameter is either invalid or at a limit of its range for some observations.			0.00		Algorithm converged.	0.00	NE	0.9999	NE	>999.99		Algorithm converged.	0.00	NE
Vascular disorders		Asia	140	28.3	0	0.0	139	27.9	1	0.7		*	Quasi-complete separation of data points detected.				*	WARNING: The relative Hessian convergence criterion of 19.480043432 is greater than the limit of 0.0001. The convergence is questionable.			0.00		Algorithm converged.	0.00	NE	0.9999		>999.99		Algorithm converged.	0.00	NE
Vascular disorders		Rest of World	57	11.5	0	0.0	59	11.8	0	0.0	NE			NE	NE	NE		NE	NE	NE	NE		NE	NE	NE	NE		NE		NE	NE	NE
Vascular disorders	Hypotension	Western Europe/United States/Canada/Australia	298	60.2	0	0.0	300	60.2	1	0.3		*	Quasi-complete separation of data points detected.				*	ERROR: The mean parameter is either invalid or at a limit of its range for some observations.			0.00		Algorithm converged.	0.00	NE	0.9999	NE	>999.99		Algorithm converged.	0.00	NE
Vascular disorders	Hypotension	Asia	140	28.3	0	0.0	139	27.9	1	0.7		*	Quasi-complete separation of data points detected.				*	WARNING: The relative Hessian convergence criterion of 19.480043432 is greater than the limit of 0.0001. The convergence is questionable.			0.00		Algorithm converged.	0.00	NE	0.9999		>999.99		Algorithm converged.	0.00	NE
Vascular disorders	Hypotension	Rest of World	57	11.5	0	0.0	59	11.8	0	0.0	NE			NE	NE	NE		NE	NE	NE	NE		NE	NE	NE	NE		NE		NE	NE	NE

Includes treatment-emergent AEs during AE reporting period only, which is defined as new or worsening AE from the first dose of any study drug through 90 days after the last dose of any study drug or prior to NALT, whichever is earlier.
Only AEs of highest severity are counted.
Test for interaction based on RR (Log-binomial regression)
* indicates convergence problem. Result is uninterpretable.
Clinical cut-off: 15JUN2022

Program: root/clinical_studies/RO5541077/CDPT7884/GO39942/data_analysis/ACE_FINAL_OS/prod/program/t_ae_raw_soc.sas
Output: root/clinical_studies/RO5541077/CDPT7884/GO39942/data_analysis/ACE_FINAL_OS/prod/output/t_ae_raw_soc_sg2_WGR4AE_SE_POOLED_15JUN2022_39942.xls
08FEB2023 18:33

POPULATION: Global and China Extension Population, Safety-Evaluable Population
ENDPOINT: AEs Grade 4
MODEL: Unstratified analysis
STUDY: GO39942
Dichotomous Analysis by Subgroups (Safety)

Sex

			Polatuzumab Vedotin + R-CHP (N=495)				R-CHOP (N=498)				Polatuzumab Vedotin + R-CHP vs. R-CHOP																	R-CHOP vs. Polatuzumab Vedotin + R-CHP				
			Patients		Patients with Event		Patients		Patients with Event		Odds Ratio					Absolute Risk Difference					Relative Risk							Relative Risk				
MedDRA System Organ Class	MedDRA Preferred Term	Level	n	%	n	%	n	%	n	%	Odds Ratio		Convergence Reason	95% Lower CL	95% Upper CL	Absolute Risk		Convergence Reason	95% Lower CL	95% Upper CL	Relative Risk		Convergence Reason	95% Lower CL	95% Upper CL	p-value (Wald)	Interaction Test p-value (likelihood ratio)	Relative Risk		Convergence Reason	95% Lower CL	95% Upper CL
Blood and lymphatic system disorders		Male	265	53.5	53	20.0	269	54.0	58	21.6	0.91		Convergence criterion (GCONV=1E-8) satisfied.	0.60	1.38	-0.016		Algorithm converged.	-0.084	0.053	0.93		Algorithm converged.	0.67	1.29	0.6568	0.6513	1.08		Algorithm converged.	0.77	1.50
Blood and lymphatic system disorders		Female	230	46.5	56	24.3	229	46.0	54	23.6	1.04		Convergence criterion (GCONV=1E-8) satisfied.	0.68	1.60	0.008		Algorithm converged.	-0.070	0.086	1.03		Algorithm converged.	0.75	1.43	0.8474		0.97		Algorithm converged.	0.70	1.34
Blood and lymphatic system disorders	Agranulocytosis	Male	265	53.5	0	0.0	269	54.0	1	0.4		*	Quasi-complete separation of data points detected.				*	ERROR: The mean parameter is either invalid or at a limit of its range for some observations.			0.00		Algorithm converged.	0.00	NE	0.9999	NE	>999.99		Algorithm converged.	0.00	NE
Blood and lymphatic system disorders	Agranulocytosis	Female	230	46.5	0	0.0	229	46.0	0	0.0	NE			NE	NE	NE		NE	NE	NE	NE		NE	NE	NE	NE		NE		NE	NE	NE
Blood and lymphatic system disorders	Anaemia	Male	265	53.5	1	0.4	269	54.0	1	0.4	1.02		Convergence criterion (GCONV=1E-8) satisfied.	0.06	16.31	0.000		Algorithm converged.	-0.010	0.010	1.02		Algorithm converged.	0.06	16.14	0.9915	0.1909	0.99		Algorithm converged.	0.06	15.67
Blood and lymphatic system disorders	Anaemia	Female	230	46.5	2	0.9	229	46.0	0	0.0		*	Quasi-complete separation of data points detected.				*	WARNING: Negative of Hessian not positive definite.			NE		Algorithm converged.	NE	NE	NE		NE		Algorithm converged.	NE	NE
Blood and lymphatic system disorders	Aplasia pure red cell	Male	265	53.5	0	0.0	269	54.0	1	0.4		*	Quasi-complete separation of data points detected.				*	ERROR: The mean parameter is either invalid or at a limit of its range for some observations.			0.00		Algorithm converged.	0.00	NE	0.9999	0.0968	>999.99		Algorithm converged.	0.00	NE
Blood and lymphatic system disorders	Aplasia pure red cell	Female	230	46.5	1	0.4	229	46.0	0	0.0		*	Quasi-complete separation of data points detected.				*	WARNING: Negative of Hessian not positive definite.			NE		Algorithm converged.	NE	NE	NE		NE		Algorithm converged.	NE	NE
Blood and lymphatic system disorders	Cytopenia	Male	265	53.5	0	0.0	269	54.0	0	0.0	NE			NE	NE	NE		NE	NE	NE	NE		NE	NE	NE	NE	NE	NE		NE	NE	NE
Blood and lymphatic system disorders	Cytopenia	Female	230	46.5	1	0.4	229	46.0	0	0.0		*	Quasi-complete separation of data points detected.				*	WARNING: Negative of Hessian not positive definite.			NE		Algorithm converged.	NE	NE	NE		NE		Algorithm converged.	NE	NE
Blood and lymphatic system disorders	Febrile bone marrow aplasia	Male	265	53.5	0	0.0	269	54.0	0	0.0	NE			NE	NE	NE		NE	NE	NE	NE		NE	NE	NE	NE	NE	NE		NE	NE	NE
Blood and lymphatic system disorders	Febrile bone marrow aplasia	Female	230	46.5	0	0.0	229	46.0	1	0.4		*	Quasi-complete separation of data points detected.				*	WARNING: Negative of Hessian not positive definite.			0.00		Algorithm converged.	0.00	NE	0.9999		>999.99		Algorithm converged.	0.00	NE
Blood and lymphatic system disorders	Febrile neutropenia	Male	265	53.5	12	4.5	269	54.0	4	1.5	3.14		Convergence criterion (GCONV=1E-8) satisfied.	1.00	9.87	0.030		Algorithm converged.	0.002	0.059	3.05		Algorithm converged.	0.99	9.32	0.0511	0.0997	0.33		Algorithm converged.	0.11	1.01
Blood and lymphatic system disorders	Febrile neutropenia	Female	230	46.5	6	2.6	229	46.0	7	3.1	0.85		Convergence criterion (GCONV=1E-8) satisfied.	0.28	2.57	-0.004		Algorithm converged.	-0.035	0.026	0.85		Algorithm converged.	0.29	2.50	0.7726		1.17		Algorithm converged.	0.40	3.43
Blood and lymphatic system disorders	Leukopenia	Male	265	53.5	6	2.3	269	54.0	11	4.1	0.54		Convergence criterion (GCONV=1E-8) satisfied.	0.20	1.49	-0.018		Algorithm converged.	-0.048	0.011	0.55		Algorithm converged.	0.21	1.48	0.2372	0.0441	1.81		Algorithm converged.	0.68	4.81
Blood and lymphatic system disorders	Leukopenia	Female	230	46.5	13	5.7	229	46.0	6	2.6	2.23		Convergence criterion (GCONV=1E-8) satisfied.	0.83	5.96	0.030		Algorithm converged.	-0.006	0.067	2.16		Algorithm converged.	0.83	5.58	0.1126		0.46		Algorithm converged.	0.18	1.20
Blood and lymphatic system disorders	Lymphopenia	Male	265	53.5	1	0.4	269	54.0	1	0.4	1.02		Convergence criterion (GCONV=1E-8) satisfied.	0.06	16.31	0.000		Algorithm converged.	-0.010	0.010	1.02		Algorithm converged.	0.06	16.14	0.9915	0.7014	0.99		Algorithm converged.	0.06	15.67
Blood and lymphatic system disorders	Lymphopenia	Female	230	46.5	1	0.4	229	46.0	2	0.9	0.50		Convergence criterion (GCONV=1E-8) satisfied.	0.04	5.50	-0.004		Algorithm converged.	-0.019	0.010	0.50		Algorithm converged.	0.05	5.45	0.5679		2.01		Algorithm converged.	0.18	22.00
Blood and lymphatic system disorders	Myelosuppression	Male	265	53.5	1	0.4	269	54.0	0	0.0		*	Quasi-complete separation of data points detected.				*	WARNING: Negative of Hessian not positive definite.			NE		Algorithm converged.	NE	NE	NE	1.0000	NE		Algorithm converged.	NE	NE
Blood and lymphatic system disorders	Myelosuppression	Female	230	46.5	2	0.9	229	46.0	0	0.0		*	Quasi-complete separation of data points detected.				*	WARNING: Negative of Hessian not positive definite.			NE		Algorithm converged.	NE	NE	NE		NE		Algorithm converged.	NE	NE
Blood and lymphatic system disorders	Neutropenia	Male	265	53.5	41	15.5	269	54.0	50	18.6	0.80		Convergence criterion (GCONV=1E-8) satisfied.	0.51	1.26	-0.031		Algorithm converged.	-0.095	0.033	0.83		Algorithm converged.	0.57	1.21	0.3395	0.5003	1.20		Algorithm converged.	0.82	1.75
Blood and lymphatic system disorders	Neutropenia	Female	230	46.5	47	20.4	229	46.0	47	20.5	0.99		Convergence criterion (GCONV=1E-8) satisfied.	0.63	1.57	-0.001		Algorithm converged.	-0.075	0.073	1.00		Algorithm converged.	0.69	1.43	0.9811		1.00		Algorithm converged.	0.70	1.44
Blood and lymphatic system disorders	Thrombocytopenia	Male	265	53.5	3	1.1	269	54.0	5	1.9	0.60		Convergence criterion (GCONV=1E-8) satisfied.	0.14	2.56	-0.007		Algorithm converged.	-0.028	0.013	0.61		Algorithm converged.	0.15	2.52	0.4941	0.4694	1.64		Algorithm converged.	0.40	6.80
Blood and lymphatic system disorders	Thrombocytopenia	Female	230	46.5	6	2.6	229	46.0	5	2.2	1.20		Convergence criterion (GCONV=1E-8) satisfied.	0.36	3.99	0.004		Algorithm converged.	-0.024	0.032	1.19		Algorithm converged.	0.37	3.86	0.7661		0.84		Algorithm converged.	0.26	2.70
Cardiac disorders		Male	265	53.5	0	0.0	269	54.0	1	0.4		*	Quasi-complete separation of data points detected.				*	ERROR: The mean parameter is either invalid or at a limit of its range for some observations.			0.00		Algorithm converged.	0.00	NE	0.9999	NE	>999.99		Algorithm converged.	0.00	NE
Cardiac disorders		Female	230	46.5	0	0.0	229	46.0	0	0.0	NE			NE	NE	NE		NE	NE	NE	NE		NE	NE	NE	NE		NE		NE	NE	NE
Cardiac disorders	Atrial fibrillation	Male	265	53.5	0	0.0	269	54.0	1	0.4		*	Quasi-complete separation of data points detected.				*	ERROR: The mean parameter is either invalid or at a limit of its range for some observations.			0.00		Algorithm converged.	0.00	NE	0.9999	NE	>999.99		Algorithm converged.	0.00	NE
Cardiac disorders	Atrial fibrillation	Female	230	46.5	0	0.0	229	46.0	0	0.0	NE			NE	NE	NE		NE	NE	NE	NE		NE	NE	NE	NE		NE		NE	NE	NE
Ear and labyrinth disorders		Male	265	53.5	0	0.0	269	54.0	0	0.0	NE			NE	NE	NE		NE	NE	NE	NE		NE	NE	NE	NE	NE	NE		NE	NE	NE
Ear and labyrinth disorders		Female	230	46.5	0	0.0	229	46.0	1	0.4		*	Quasi-complete separation of data points detected.				*	WARNING: Negative of Hessian not positive definite.			0.00		Algorithm converged.	0.00	NE	0.9999		>999.99		Algorithm converged.	0.00	NE
Ear and labyrinth disorders	Deafness	Male	265	53.5	0	0.0	269	54.0	0	0.0	NE			NE	NE	NE		NE	NE	NE	NE		NE	NE	NE	NE	NE	NE		NE	NE	NE
Ear and labyrinth disorders	Deafness	Female	230	46.5	0	0.0	229	46.0	1	0.4		*	Quasi-complete separation of data points detected.				*	WARNING: Negative of Hessian not positive definite.			0.00		Algorithm converged.	0.00	NE	0.9999		>999.99		Algorithm converged.	0.00	NE
Gastrointestinal disorders		Male	265	53.5	2	0.8	269	54.0	1	0.4	2.04		Convergence criterion (GCONV=1E-8) satisfied.	0.18	22.61	0.004		Algorithm converged.	-0.009	0.017	2.03		Algorithm converged.	0.19	22.26	0.5622	0.1985	0.49		Algorithm converged.	0.04	5.40
Gastrointestinal disorders		Female	230	46.5	2	0.9	229	46.0	6	2.6	0.33		Convergence criterion (GCONV=1E-8) satisfied.	0.07	1.63	-0.018		Algorithm converged.	-0.041	0.006	0.33		Algorithm converged.	0.07	1.63	0.1739		3.01		Algorithm converged.	0.61	14.77
Gastrointestinal disorders	Constipation	Male	265	53.5	1	0.4	269	54.0	0	0.0		*	Quasi-complete separation of data points detected.				*	WARNING: Negative of Hessian not positive definite.			NE		Algorithm converged.	NE	NE	NE	NE	NE		Algorithm converged.	NE	NE
Gastrointestinal disorders	Constipation	Female	230	46.5	0	0.0	229	46.0	0	0.0	NE			NE	NE	NE		NE	NE	NE	NE		NE	NE	NE	NE		NE		NE	NE	NE
Gastrointestinal disorders	Gastric ulcer	Male	265	53.5	0	0.0	269	54.0	0	0.0	NE			NE	NE	NE		NE	NE	NE	NE		NE	NE	NE	NE	NE	NE		NE	NE	NE
Gastrointestinal disorders	Gastric ulcer	Female	230	46.5	1	0.4	229	46.0	0	0.0		*	Quasi-complete separation of data points detected.				*	WARNING: Negative of Hessian not positive definite.			NE		Algorithm converged.	NE	NE	NE		NE		Algorithm converged.	NE	NE
Gastrointestinal disorders	Gastrointestinal haemorrhage	Male	265	53.5	0	0.0	269	54.0	0	0.0	NE			NE	NE	NE		NE	NE	NE	NE		NE	NE	NE	NE	1.0000	NE		NE	NE	NE
Gastrointestinal disorders	Gastrointestinal haemorrhage	Female	230	46.5	1	0.4	229	46.0	1	0.4	1.00		Convergence criterion (GCONV=1E-8) satisfied.	0.06	16.01	0.000		Algorithm converged.	-0.012	0.012	1.00		Algorithm converged.	0.06	15.82	0.9975		1.00		Algorithm converged.	0.06	15.96
Gastrointestinal disorders	Ileus	Male	265	53.5	0	0.0	269	54.0	0	0.0	NE			NE	NE	NE		NE	NE	NE	NE		NE	NE	NE	NE	NE	NE		NE	NE	NE
Gastrointestinal disorders	Ileus	Female	230	46.5	0	0.0	229	46.0	2	0.9		*	Quasi-complete separation of data points detected.				*	WARNING: Negative of Hessian not positive definite.			0.00		Algorithm converged.	0.00	NE	0.9999		>999.99		Algorithm converged.	0.00	NE
Gastrointestinal disorders	Intestinal perforation	Male	265	53.5	0	0.0	269	54.0	0	0.0	NE			NE	NE	NE		NE	NE	NE	NE		NE	NE	NE	NE	1.0000	NE		NE	NE	NE
Gastrointestinal disorders	Intestinal perforation	Female	230	46.5	1	0.4	229	46.0	1	0.4	1.00		Convergence criterion (GCONV=1E-8) satisfied.	0.06	16.01	0.000		Algorithm converged.	-0.012	0.012	1.00		Algorithm converged.	0.06	15.82	0.9975		1.00		Algorithm converged.	0.06	15.96
Gastrointestinal disorders	Intra-abdominal haemorrhage	Male	265	53.5	0	0.0	269	54.0	0	0.0	NE			NE	NE	NE		NE	NE	NE	NE		NE	NE	NE	NE	NE	NE		NE	NE	NE
Gastrointestinal disorders	Intra-abdominal haemorrhage	Female	230	46.5	0	0.0	229	46.0	1	0.4		*	Quasi-complete separation of data points detected.				*	WARNING: Negative of Hessian not positive definite.			0.00		Algorithm converged.	0.00	NE	0.9999		>999.99		Algorithm converged.	0.00	NE
Gastrointestinal disorders	Necrotising colitis	Male	265	53.5	1	0.4	269	54.0	0	0.0		*	Quasi-complete separation of data points detected.				*	WARNING: Negative of Hessian not positive definite.			NE		Algorithm converged.	NE	NE	NE	NE	NE		Algorithm converged.	NE	NE
Gastrointestinal disorders	Necrotising colitis	Female	230	46.5	0	0.0	229	46.0	0	0.0	NE			NE	NE	NE		NE	NE	NE	NE		NE	NE	NE	NE		NE		NE	NE	NE
Gastrointestinal disorders	Obstruction gastric	Male	265	53.5	0	0.0	269	54.0	0	0.0	NE			NE	NE	NE		NE	NE	NE	NE		NE	NE	NE	NE	NE	NE		NE	NE	NE
Gastrointestinal disorders	Obstruction gastric	Female	230	46.5	0	0.0	229	46.0	1	0.4		*	Quasi-complete separation of data points detected.				*	WARNING: Negative of Hessian not positive definite.			0.00		Algorithm converged.	0.00	NE	0.9999		>999.99		Algorithm converged.	0.00	NE
Gastrointestinal disorders	Pancreatic disorder	Male	265	53.5	0	0.0	269	54.0	1	0.4		*	Quasi-complete separation of data points detected.				*	ERROR: The mean parameter is either invalid or at a limit of its range for some observations.			0.00		Algorithm converged.	0.00	NE	0.9999	NE	>999.99		Algorithm converged.	0.00	NE
Gastrointestinal disorders	Pancreatic disorder	Female	230	46.5	0	0.0	229	46.0	0	0.0	NE			NE	NE	NE		NE	NE	NE	NE		NE	NE	NE	NE		NE		NE	NE	NE
Gastrointestinal disorders	Stomatitis	Male	265	53.5	0	0.0	269	54.0	0	0.0	NE			NE	NE	NE		NE	NE	NE	NE		NE	NE	NE	NE	NE	NE		NE	NE	NE
Gastrointestinal disorders	Stomatitis	Female	230	46.5	1	0.4	229	46.0	0	0.0		*	Quasi-complete separation of data points detected.				*	WARNING: Negative of Hessian not positive definite.			NE		Algorithm converged.	NE	NE	NE		NE		Algorithm converged.	NE	NE
General disorders and administration site conditions		Male	265	53.5	0	0.0	269	54.0	0	0.0	NE			NE	NE	NE		NE	NE	NE	NE		NE	NE	NE	NE	NE	NE		NE	NE	NE
General disorders and administration site conditions		Female	230	46.5	1	0.4	229	46.0	0	0.0		*	Quasi-complete separation of data points detected.				*	WARNING: Negative of Hessian not positive definite.			NE		Algorithm converged.	NE	NE	NE		NE		Algorithm converged.	NE	NE
General disorders and administration site conditions	Pyrexia	Male	265	53.5	0	0.0	269	54.0	0	0.0	NE			NE	NE	NE		NE	NE	NE	NE		NE	NE	NE	NE	NE	NE		NE	NE	NE
General disorders and administration site conditions	Pyrexia	Female	230	46.5	1	0.4	229	46.0	0	0.0		*	Quasi-complete separation of data points detected.				*	WARNING: Negative of Hessian not positive definite.			NE		Algorithm converged.	NE	NE	NE		NE		Algorithm converged.	NE	NE
Hepatobiliary disorders		Male	265	53.5	1	0.4	269	54.0	0	0.0		*	Quasi-complete separation of data points detected.				*	WARNING: Negative of Hessian not positive definite.			NE		Algorithm converged.	NE	NE	NE	NE	NE		Algorithm converged.	NE	NE
Hepatobiliary disorders		Female	230	46.5	0	0.0	229	46.0	0	0.0	NE			NE	NE	NE		NE	NE	NE	NE		NE	NE	NE	NE		NE		NE	NE	NE
Hepatobiliary disorders	Cholecystitis acute	Male	265	53.5	1	0.4	269	54.0	0	0.0		*	Quasi-complete separation of data points detected.				*	WARNING: Negative of Hessian not positive definite.			NE		Algorithm converged.	NE	NE	NE	NE	NE		Algorithm converged.	NE	NE
Hepatobiliary disorders	Cholecystitis acute	Female	230	46.5	0	0.0	229	46.0	0	0.0	NE			NE	NE	NE		NE	NE	NE	NE		NE	NE	NE	NE		NE		NE	NE	NE
Infections and infestations		Male	265	53.5	5	1.9	269	54.0	1	0.4	5.15		Convergence criterion (GCONV=1E-8) satisfied.	0.60	44.41	0.015		Algorithm converged.	-0.003	0.033	5.08		Algorithm converged.	0.60	43.15	0.1369	0.0146	0.20		Algorithm converged.	0.02	1.68
Infections and infestations		Female	230	46.5	1	0.4	229	46.0	5	2.2	0.20		Convergence criterion (GCONV=1E-8) satisfied.	0.02	1.69	-0.017		Algorithm converged.	-0.038	0.003	0.20		Algorithm converged.	0.02	1.69	0.1393		5.02		Algorithm converged.	0.59	42.65
Infections and infestations	Cytomegalovirus enteritis	Male	265	53.5	1	0.4	269	54.0	0	0.0		*	Quasi-complete separation of data points detected.				*	WARNING: Negative of Hessian not positive definite.			NE		Algorithm converged.	NE	NE	NE	NE	NE		Algorithm converged.	NE	NE
Infections and infestations	Cytomegalovirus enteritis	Female	230	46.5	0	0.0	229	46.0	0	0.0	NE			NE	NE	NE		NE	NE	NE	NE		NE	NE	NE	NE		NE		NE	NE	NE
Infections and infestations	Cytomegalovirus infection	Male	265	53.5	1	0.4	269	54.0	0	0.0		*	Quasi-complete separation of data points detected.				*	WARNING: Negative of Hessian not positive definite.			NE		Algorithm converged.	NE	NE	NE	0.0945	NE		Algorithm converged.	NE	NE
Infections and infestations	Cytomegalovirus infection	Female	230	46.5	0	0.0	229	46.0	1	0.4		*	Quasi-complete separation of data points detected.				*	WARNING: Negative of Hessian not positive definite.			0.00		Algorithm converged.	0.00	NE	0.9999		>999.99		Algorithm converged.	0.00	NE
Infections and infestations	Escherichia bacteraemia	Male	265	53.5	0	0.0	269	54.0	0	0.0	NE			NE	NE	NE		NE	NE	NE	NE		NE	NE	NE	NE	NE	NE		NE	NE	NE
Infections and infestations	Escherichia bacteraemia	Female	230	46.5	0	0.0	229	46.0	1	0.4		*	Quasi-complete separation of data points detected.				*	WARNING: Negative of Hessian not positive definite.			0.00		Algorithm converged.	0.00	NE	0.9999		>999.99		Algorithm converged.	0.00	NE
Infections and infestations	Escherichia infection	Male	265	53.5	0	0.0	269	54.0	0	0.0	NE			NE	NE	NE		NE	NE	NE	NE		NE	NE	NE	NE	NE	NE		NE	NE	NE
Infections and infestations	Escherichia infection	Female	230	46.5	1	0.4	229	46.0	0	0.0		*	Quasi-complete separation of data points detected.				*	WARNING: Negative of Hessian not positive definite.			NE		Algorithm converged.	NE	NE	NE		NE		Algorithm converged.	NE	NE
Infections and infestations	Escherichia sepsis	Male	265	53.5	0	0.0	269	54.0	0	0.0	NE			NE	NE	NE		NE	NE	NE	NE		NE	NE	NE	NE	NE	NE		NE	NE	NE
Infections and infestations	Escherichia sepsis	Female	230	46.5	0	0.0	229	46.0	1	0.4		*	Quasi-complete separation of data points detected.				*	WARNING: Negative of Hessian not positive definite.			0.00		Algorithm converged.	0.00	NE	0.9999		>999.99		Algorithm converged.	0.00	NE
Infections and infestations	Klebsiella sepsis	Male	265	53.5	0	0.0	269	54.0	0	0.0	NE			NE	NE	NE		NE	NE	NE	NE		NE	NE	NE	NE	NE	NE		NE	NE	NE
Infections and infestations	Klebsiella sepsis	Female	230	46.5	0	0.0	229	46.0	1	0.4		*	Quasi-complete separation of data points detected.				*	WARNING: Negative of Hessian not positive definite.			0.00		Algorithm converged.	0.00	NE	0.9999		>999.99		Algorithm converged.	0.00	NE
Infections and infestations	Neutropenic sepsis	Male	265	53.5	1	0.4	269	54.0	0	0.0		*	Quasi-complete separation of data points detected.				*	WARNING: Negative of Hessian not positive definite.			NE		Algorithm converged.	NE	NE	NE	NE	NE		Algorithm converged.	NE	NE
Infections and infestations	Neutropenic sepsis	Female	230	46.5	0	0.0	229	46.0	0	0.0	NE			NE	NE	NE		NE	NE	NE	NE		NE	NE	NE	NE		NE		NE	NE	NE
Infections and infestations	Pneumonia	Male	265	53.5	1	0.4	269	54.0	1	0.4	1.02		Convergence criterion (GCONV=1E-8) satisfied.	0.06	16.31	0.000		Algorithm converged.	-0.010	0.010	1.02		Algorithm converged.	0.06	16.14	0.9915	1.0000	0.99		Algorithm converged.	0.06	15.67
Infections and infestations	Pneumonia	Female	230	46.5	0	0.0	229	46.0	0	0.0	NE			NE	NE	NE		NE	NE	NE	NE		NE	NE	NE	NE		NE		NE	NE	NE
Infections and infestations	Sepsis	Male	265	53.5	0	0.0	269	54.0	1	0.4		*	Quasi-complete separation of data points detected.				*	ERROR: The mean parameter is either invalid or at a limit of its range for some observations.			0.00		Algorithm converged.	0.00	NE	0.9999	1.0000	>999.99		Algorithm converged.	0.00	NE
Infections and infestations	Sepsis	Female	230	46.5	0	0.0	229	46.0	2	0.9		*	Quasi-complete separation of data points detected.				*	WARNING: Negative of Hessian not positive definite.			0.00		Algorithm converged.	0.00	NE	0.9999		>999.99		Algorithm converged.	0.00	NE
Infections and infestations	Staphylococcal infection	Male	265	53.5	1	0.4	269	54.0	0	0.0		*	Quasi-complete separation of data points detected.				*	WARNING: Negative of Hessian not positive definite.			NE		Algorithm converged.	NE	NE	NE	1.0000	NE		Algorithm converged.	NE	NE
Infections and infestations	Staphylococcal infection	Female	230	46.5	1	0.4	229	46.0	0	0.0		*	Quasi-complete separation of data points detected.				*	WARNING: Negative of Hessian not positive definite.			NE		Algorithm converged.	NE	NE	NE		NE		Algorithm converged.	NE	NE
Infections and infestations	Systemic candida	Male	265	53.5	0	0.0	269	54.0	0	0.0	NE			NE	NE	NE		NE	NE	NE	NE		NE	NE	NE	NE	NE	NE		NE	NE	NE
Infections and infestations	Systemic candida	Female	230	46.5	0	0.0	229	46.0	1	0.4		*	Quasi-complete separation of data points detected.				*	WARNING: Negative of Hessian not positive definite.			0.00		Algorithm converged.	0.00	NE	0.9999		>999.99		Algorithm converged.	0.00	NE
Injury, poisoning and procedural complications		Male	265	53.5	0	0.0	269	54.0	0	0.0	NE			NE	NE	NE		NE	NE	NE	NE		NE	NE	NE	NE	1.0000	NE		NE	NE	NE
Injury, poisoning and procedural complications		Female	230	46.5	1	0.4	229	46.0	1	0.4	1.00		Convergence criterion (GCONV=1E-8) satisfied.	0.06	16.01	0.000		Algorithm converged.	-0.012	0.012	1.00		Algorithm converged.	0.06	15.82	0.9975		1.00		Algorithm converged.	0.06	15.96
Injury, poisoning and procedural complications	Lower limb fracture	Male	265	53.5	0	0.0	269	54.0	0	0.0	NE			NE	NE	NE		NE	NE	NE	NE		NE	NE	NE	NE	NE	NE		NE	NE	NE
Injury, poisoning and procedural complications	Lower limb fracture	Female	230	46.5	1	0.4	229	46.0	0	0.0		*	Quasi-complete separation of data points detected.				*	WARNING: Negative of Hessian not positive definite.			NE		Algorithm converged.	NE	NE	NE		NE		Algorithm converged.	NE	NE
Injury, poisoning and procedural complications	Spinal column injury	Male	265	53.5	0	0.0	269	54.0	0	0.0	NE			NE	NE	NE		NE	NE	NE	NE		NE	NE	NE	NE	NE	NE		NE	NE	NE
Injury, poisoning and procedural complications	Spinal column injury	Female	230	46.5	0	0.0	229	46.0	1	0.4		*	Quasi-complete separation of data points detected.				*	WARNING: Negative of Hessian not positive definite.			0.00		Algorithm converged.	0.00	NE	0.9999		>999.99		Algorithm converged.	0.00	NE
Investigations		Male	265	53.5	29	10.9	269	54.0	27	10.0	1.10		Convergence criterion (GCONV=1E-8) satisfied.	0.63	1.92	0.009		Algorithm converged.	-0.043	0.061	1.09		Algorithm converged.	0.66	1.79	0.7326	0.4046	0.92		Algorithm converged.	0.56	1.51
Investigations		Female	230	46.5	27	11.7	229	46.0	33	14.4	0.79		Convergence criterion (GCONV=1E-8) satisfied.	0.46	1.36	-0.027		Algorithm converged.	-0.088	0.035	0.81		Algorithm converged.	0.51	1.31	0.3971		1.23		Algorithm converged.	0.76	1.97
Investigations	Amylase increased	Male	265	53.5	0	0.0	269	54.0	1	0.4		*	Quasi-complete separation of data points detected.				*	ERROR: The mean parameter is either invalid or at a limit of its range for some observations.			0.00		Algorithm converged.	0.00	NE	0.9999	NE	>999.99		Algorithm converged.	0.00	NE
Investigations	Amylase increased	Female	230	46.5	0	0.0	229	46.0	0	0.0	NE			NE	NE	NE		NE	NE	NE	NE		NE	NE	NE	NE		NE		NE	NE	NE
Investigations	Blood glucose decreased	Male	265	53.5	0	0.0	269	54.0	0	0.0	NE			NE	NE	NE		NE	NE	NE	NE		NE	NE	NE	NE	NE	NE		NE	NE	NE
Investigations	Blood glucose decreased	Female	230	46.5	0	0.0	229	46.0	1	0.4		*	Quasi-complete separation of data points detected.				*	WARNING: Negative of Hessian not positive definite.			0.00		Algorithm converged.	0.00	NE	0.9999		>999.99		Algorithm converged.	0.00	NE
Investigations	Lipase increased	Male	265	53.5	0	0.0	269	54.0	2	0.7		*	Quasi-complete separation of data points detected.				*	ERROR: The mean parameter is either invalid or at a limit of its range for some observations.			0.00		Algorithm converged.	0.00	NE	0.9999	1.0000	>999.99		Algorithm converged.	0.00	NE
Investigations	Lipase increased	Female	230	46.5	0	0.0	229	46.0	2	0.9		*	Quasi-complete separation of data points detected.				*	WARNING: Negative of Hessian not positive definite.			0.00		Algorithm converged.	0.00	NE	0.9999		>999.99		Algorithm converged.	0.00	NE
Investigations	Lymphocyte count decreased	Male	265	53.5	4	1.5	269	54.0	4	1.5	1.02		Convergence criterion (GCONV=1E-8) satisfied.	0.25	4.10	0.000		Algorithm converged.	-0.020	0.021	1.02		Algorithm converged.	0.26	4.02	0.9830	0.5164	0.99		Algorithm converged.	0.25	3.90
Investigations	Lymphocyte count decreased	Female	230	46.5	2	0.9	229	46.0	4	1.7	0.49		Convergence criterion (GCONV=1E-8) satisfied.	0.09	2.72	-0.009		Algorithm converged.	-0.030	0.012	0.50		Algorithm converged.	0.09	2.69	0.4179		2.01		Algorithm converged.	0.37	10.86
Investigations	Neutrophil count decreased	Male	265	53.5	26	9.8	269	54.0	19	7.1	1.43		Convergence criterion (GCONV=1E-8) satisfied.	0.77	2.65	0.027		Algorithm converged.	-0.020	0.075	1.39		Algorithm converged.	0.79	2.45	0.2557	0.4069	0.72		Algorithm converged.	0.41	1.27
Investigations	Neutrophil count decreased	Female	230	46.5	23	10.0	229	46.0	23	10.0	1.00		Convergence criterion (GCONV=1E-8) satisfied.	0.54	1.83	0.000		Algorithm converged.	-0.055	0.055	1.00		Algorithm converged.	0.58	1.72	0.9876		1.00		Algorithm converged.	0.58	1.74

Investigations	Platelet count decreased	Male	265	53.5	2	0.8	269	54.0	3	1.1	0.67		Convergence criterion (GCONV=1E-8) satisfied.	0.11	4.07	-0.004		Algorithm converged.	-0.020	0.013	0.68		Algorithm converged.	0.11	4.02	0.6674	0.6217	1.48		Algorithm converged.	0.25	8.77
Investigations	Platelet count decreased	Female	230	46.5	1	0.4	229	46.0	3	1.3	0.33		Convergence criterion (GCONV=1E-8) satisfied.	0.03	3.19	-0.009		Algorithm converged.	-0.026	0.008	0.33		Algorithm converged.	0.03	3.17	0.3379		3.01		Algorithm converged.	0.32	28.75
Investigations	White blood cell count decreased	Male	265	53.5	13	4.9	269	54.0	7	2.6	1.93		Convergence criterion (GCONV=1E-8) satisfied.	0.76	4.92	0.023		Algorithm converged.	-0.009	0.055	1.89		Algorithm converged.	0.76	4.65	0.1688	0.3152	0.53		Algorithm converged.	0.22	1.31
Investigations	White blood cell count decreased	Female	230	46.5	16	7.0	229	46.0	15	6.6	1.07		Convergence criterion (GCONV=1E-8) satisfied.	0.51	2.21	0.004		Algorithm converged.	-0.042	0.050	1.06		Algorithm converged.	0.54	2.10	0.8623		0.94		Algorithm converged.	0.48	1.86
Metabolism and nutrition disorders		Male	265	53.5	3	1.1	269	54.0	1	0.4	3.07		Convergence criterion (GCONV=1E-8) satisfied.	0.32	29.68	0.008		Algorithm converged.	-0.007	0.022	3.05		Algorithm converged.	0.32	29.09	0.3335	0.5367	0.33		Algorithm converged.	0.03	3.14
Metabolism and nutrition disorders		Female	230	46.5	1	0.4	229	46.0	1	0.4	1.00		Convergence criterion (GCONV=1E-8) satisfied.	0.06	16.01	0.000		Algorithm converged.	-0.012	0.012	1.00		Algorithm converged.	0.06	15.82	0.9975		1.00		Algorithm converged.	0.06	15.96
Metabolism and nutrition disorders	Hypercalcaemia	Male	265	53.5	1	0.4	269	54.0	0	0.0		*	Quasi-complete separation of data points detected.				*	WARNING: Negative of Hessian not positive definite.			NE		Algorithm converged.	NE	NE	NE	NE	NE		Algorithm converged.	NE	NE
Metabolism and nutrition disorders	Hypercalcaemia	Female	230	46.5	0	0.0	229	46.0	0	0.0	NE			NE	NE	NE		NE	NE	NE	NE		NE	NE	NE	NE		NE		NE	NE	NE
Metabolism and nutrition disorders	Hypertriglyceridaemia	Male	265	53.5	1	0.4	269	54.0	0	0.0		*	Quasi-complete separation of data points detected.				*	WARNING: Negative of Hessian not positive definite.			NE		Algorithm converged.	NE	NE	NE	NE	NE		Algorithm converged.	NE	NE
Metabolism and nutrition disorders	Hypertriglyceridaemia	Female	230	46.5	0	0.0	229	46.0	0	0.0	NE			NE	NE	NE		NE	NE	NE	NE		NE	NE	NE	NE		NE		NE	NE	NE
Metabolism and nutrition disorders	Hyperuricaemia	Male	265	53.5	1	0.4	269	54.0	0	0.0		*	Quasi-complete separation of data points detected.				*	WARNING: Negative of Hessian not positive definite.			NE		Algorithm converged.	NE	NE	NE	NE	NE		Algorithm converged.	NE	NE
Metabolism and nutrition disorders	Hyperuricaemia	Female	230	46.5	0	0.0	229	46.0	0	0.0	NE			NE	NE	NE		NE	NE	NE	NE		NE	NE	NE	NE		NE		NE	NE	NE
Metabolism and nutrition disorders	Hypokalaemia	Male	265	53.5	0	0.0	269	54.0	0	0.0	NE			NE	NE	NE		NE	NE	NE	NE		NE	NE	NE	NE	1.0000	NE		NE	NE	NE
Metabolism and nutrition disorders	Hypokalaemia	Female	230	46.5	1	0.4	229	46.0	1	0.4	1.00		Convergence criterion (GCONV=1E-8) satisfied.	0.06	16.01	0.000		Algorithm converged.	-0.012	0.012	1.00		Algorithm converged.	0.06	15.82	0.9975		1.00		Algorithm converged.	0.06	15.96
Metabolism and nutrition disorders	Hyponatraemia	Male	265	53.5	0	0.0	269	54.0	1	0.4		*	Quasi-complete separation of data points detected.				*	ERROR: The mean parameter is either invalid or at a limit of its range for some observations.			0.00		Algorithm converged.	0.00	NE	0.9999	NE	>999.99		Algorithm converged.	0.00	NE
Metabolism and nutrition disorders	Hyponatraemia	Female	230	46.5	0	0.0	229	46.0	0	0.0	NE			NE	NE	NE		NE	NE	NE	NE		NE	NE	NE	NE		NE		NE	NE	NE
Neoplasms benign, malignant and unspecified (incl cysts and polyps)		Male	265	53.5	1	0.4	269	54.0	0	0.0		*	Quasi-complete separation of data points detected.				*	WARNING: Negative of Hessian not positive definite.			NE		Algorithm converged.	NE	NE	NE	NE	NE		Algorithm converged.	NE	NE
Neoplasms benign, malignant and unspecified (incl cysts and polyps)		Female	230	46.5	0	0.0	229	46.0	0	0.0	NE			NE	NE	NE		NE	NE	NE	NE		NE	NE	NE	NE		NE		NE	NE	NE
Neoplasms benign, malignant and unspecified (incl cysts and polyps)	Adenocarcinoma pancreas	Male	265	53.5	1	0.4	269	54.0	0	0.0		*	Quasi-complete separation of data points detected.				*	WARNING: Negative of Hessian not positive definite.			NE		Algorithm converged.	NE	NE	NE	NE	NE		Algorithm converged.	NE	NE
Neoplasms benign, malignant and unspecified (incl cysts and polyps)	Adenocarcinoma pancreas	Female	230	46.5	0	0.0	229	46.0	0	0.0	NE			NE	NE	NE		NE	NE	NE	NE		NE	NE	NE	NE		NE		NE	NE	NE
Nervous system disorders		Male	265	53.5	0	0.0	269	54.0	0	0.0	NE			NE	NE	NE		NE	NE	NE	NE		NE	NE	NE	NE	NE	NE		NE	NE	NE
Nervous system disorders		Female	230	46.5	0	0.0	229	46.0	1	0.4		*	Quasi-complete separation of data points detected.				*	WARNING: Negative of Hessian not positive definite.			0.00		Algorithm converged.	0.00	NE	0.9999		>999.99		Algorithm converged.	0.00	NE
Nervous system disorders	Syncope	Male	265	53.5	0	0.0	269	54.0	0	0.0	NE			NE	NE	NE		NE	NE	NE	NE		NE	NE	NE	NE	NE	NE		NE	NE	NE
Nervous system disorders	Syncope	Female	230	46.5	0	0.0	229	46.0	1	0.4		*	Quasi-complete separation of data points detected.				*	WARNING: Negative of Hessian not positive definite.			0.00		Algorithm converged.	0.00	NE	0.9999		>999.99		Algorithm converged.	0.00	NE
Psychiatric disorders		Male	265	53.5	0	0.0	269	54.0	0	0.0	NE			NE	NE	NE		NE	NE	NE	NE		NE	NE	NE	NE	NE	NE		NE	NE	NE
Psychiatric disorders		Female	230	46.5	1	0.4	229	46.0	0	0.0		*	Quasi-complete separation of data points detected.				*	WARNING: Negative of Hessian not positive definite.			NE		Algorithm converged.	NE	NE	NE		NE		Algorithm converged.	NE	NE
Psychiatric disorders	Personality change	Male	265	53.5	0	0.0	269	54.0	0	0.0	NE			NE	NE	NE		NE	NE	NE	NE		NE	NE	NE	NE	NE	NE		NE	NE	NE
Psychiatric disorders	Personality change	Female	230	46.5	1	0.4	229	46.0	0	0.0		*	Quasi-complete separation of data points detected.				*	WARNING: Negative of Hessian not positive definite.			NE		Algorithm converged.	NE	NE	NE		NE		Algorithm converged.	NE	NE
Renal and urinary disorders		Male	265	53.5	0	0.0	269	54.0	1	0.4		*	Quasi-complete separation of data points detected.				*	ERROR: The mean parameter is either invalid or at a limit of its range for some observations.			0.00		Algorithm converged.	0.00	NE	0.9999	1.0000	>999.99		Algorithm converged.	0.00	NE
Renal and urinary disorders		Female	230	46.5	0	0.0	229	46.0	1	0.4		*	Quasi-complete separation of data points detected.				*	WARNING: Negative of Hessian not positive definite.			0.00		Algorithm converged.	0.00	NE	0.9999		>999.99		Algorithm converged.	0.00	NE
Renal and urinary disorders	Acute kidney injury	Male	265	53.5	0	0.0	269	54.0	1	0.4		*	Quasi-complete separation of data points detected.				*	ERROR: The mean parameter is either invalid or at a limit of its range for some observations.			0.00		Algorithm converged.	0.00	NE	0.9999	NE	>999.99		Algorithm converged.	0.00	NE
Renal and urinary disorders	Acute kidney injury	Female	230	46.5	0	0.0	229	46.0	0	0.0	NE			NE	NE	NE		NE	NE	NE	NE		NE	NE	NE	NE		NE		NE	NE	NE
Renal and urinary disorders	Renal failure	Male	265	53.5	0	0.0	269	54.0	0	0.0	NE			NE	NE	NE		NE	NE	NE	NE		NE	NE	NE	NE	NE	NE		NE	NE	NE
Renal and urinary disorders	Renal failure	Female	230	46.5	0	0.0	229	46.0	1	0.4		*	Quasi-complete separation of data points detected.				*	WARNING: Negative of Hessian not positive definite.			0.00		Algorithm converged.	0.00	NE	0.9999		>999.99		Algorithm converged.	0.00	NE
Respiratory, thoracic and mediastinal disorders		Male	265	53.5	0	0.0	269	54.0	3	1.1		*	Quasi-complete separation of data points detected.				*	ERROR: The mean parameter is either invalid or at a limit of its range for some observations.			0.00		Algorithm converged.	0.00	NE	0.9999	0.0096	>999.99		Algorithm converged.	0.00	NE
Respiratory, thoracic and mediastinal disorders		Female	230	46.5	2	0.9	229	46.0	0	0.0		*	Quasi-complete separation of data points detected.				*	WARNING: Negative of Hessian not positive definite.			NE		Algorithm converged.	NE	NE	NE		NE		Algorithm converged.	NE	NE
Respiratory, thoracic and mediastinal disorders	Acute respiratory distress syndrome	Male	265	53.5	0	0.0	269	54.0	1	0.4		*	Quasi-complete separation of data points detected.				*	ERROR: The mean parameter is either invalid or at a limit of its range for some observations.			0.00		Algorithm converged.	0.00	NE	0.9999	NE	>999.99		Algorithm converged.	0.00	NE
Respiratory, thoracic and mediastinal disorders	Acute respiratory distress syndrome	Female	230	46.5	0	0.0	229	46.0	0	0.0	NE			NE	NE	NE		NE	NE	NE	NE		NE	NE	NE	NE		NE		NE	NE	NE
Respiratory, thoracic and mediastinal disorders	Dyspnoea	Male	265	53.5	0	0.0	269	54.0	1	0.4		*	Quasi-complete separation of data points detected.				*	ERROR: The mean parameter is either invalid or at a limit of its range for some observations.			0.00		Algorithm converged.	0.00	NE	0.9999	0.0968	>999.99		Algorithm converged.	0.00	NE
Respiratory, thoracic and mediastinal disorders	Dyspnoea	Female	230	46.5	1	0.4	229	46.0	0	0.0		*	Quasi-complete separation of data points detected.				*	WARNING: Negative of Hessian not positive definite.			NE		Algorithm converged.	NE	NE	NE		NE		Algorithm converged.	NE	NE
Respiratory, thoracic and mediastinal disorders	Lung disorder	Male	265	53.5	0	0.0	269	54.0	0	0.0	NE			NE	NE	NE		NE	NE	NE	NE		NE	NE	NE	NE	NE	NE		NE	NE	NE
Respiratory, thoracic and mediastinal disorders	Lung disorder	Female	230	46.5	1	0.4	229	46.0	0	0.0		*	Quasi-complete separation of data points detected.				*	WARNING: Negative of Hessian not positive definite.			NE		Algorithm converged.	NE	NE	NE		NE		Algorithm converged.	NE	NE
Respiratory, thoracic and mediastinal disorders	Respiratory failure	Male	265	53.5	0	0.0	269	54.0	1	0.4		*	Quasi-complete separation of data points detected.				*	ERROR: The mean parameter is either invalid or at a limit of its range for some observations.			0.00		Algorithm converged.	0.00	NE	0.9999	0.0968	>999.99		Algorithm converged.	0.00	NE
Respiratory, thoracic and mediastinal disorders	Respiratory failure	Female	230	46.5	1	0.4	229	46.0	0	0.0		*	Quasi-complete separation of data points detected.				*	WARNING: Negative of Hessian not positive definite.			NE		Algorithm converged.	NE	NE	NE		NE		Algorithm converged.	NE	NE
Vascular disorders		Male	265	53.5	0	0.0	269	54.0	2	0.7		*	Quasi-complete separation of data points detected.				*	ERROR: The mean parameter is either invalid or at a limit of its range for some observations.			0.00		Algorithm converged.	0.00	NE	0.9999	NE	>999.99		Algorithm converged.	0.00	NE
Vascular disorders		Female	230	46.5	0	0.0	229	46.0	0	0.0	NE			NE	NE	NE		NE	NE	NE	NE		NE	NE	NE	NE		NE		NE	NE	NE
Vascular disorders	Hypotension	Male	265	53.5	0	0.0	269	54.0	2	0.7		*	Quasi-complete separation of data points detected.				*	ERROR: The mean parameter is either invalid or at a limit of its range for some observations.			0.00		Algorithm converged.	0.00	NE	0.9999	NE	>999.99		Algorithm converged.	0.00	NE
Vascular disorders	Hypotension	Female	230	46.5	0	0.0	229	46.0	0	0.0	NE			NE	NE	NE		NE	NE	NE	NE		NE	NE	NE	NE		NE		NE	NE	NE

Includes treatment-emergent AEs during AE reporting period only, which is defined as new or worsening AE from the first dose of any study drug through 90 days after the last dose of any study drug or prior to NALT, whichever is earlier.
Only AEs of highest severity are counted.
Test for interaction based on RR (Log-binomial regression)
* indicates convergence problem. Result is uninterpretable.
Clinical cut-off: 15JUN2022

Program: root/clinical_studies/RO5541077/CDPT7884/GO39942/data_analysis/ACE_FINAL_OS/prod/program/t_ae_raw_soc.sas
Output: root/clinical_studies/RO5541077/CDPT7884/GO39942/data_analysis/ACE_FINAL_OS/prod/output/t_ae_raw_soc_sg2_WGR4AE_SE_POOLED_15JUN2022_39942.xls
08FEB2023 18:33

POPULATION: Global and China Extension Population, Safety-Evaluable Population
ENDPOINT: AEs Grade 5 (AEs leading to Death)
MODEL: Unstratified analysis
STUDY: GO39942
Dichotomous Analysis by Subgroups (Safety)

All

			Polatuzumab Vedotin + R-CHP (N=495)				R-CHOP (N=498)				Polatuzumab Vedotin + R-CHP vs. R-CHOP																	R-CHOP vs. Polatuzumab Vedotin + R-CHP				
			Patients		Patients with Event		Patients		Patients with Event		Odds Ratio					Absolute Risk Difference					Relative Risk							Relative Risk				
MedDRA System Organ Class	MedDRA Preferred Term	Level	n	%	n	%	n	%	n	%	Odds Ratio		Convergence Reason	95% Lower CL	95% Upper CL	Absolute Risk		Convergence Reason	95% Lower CL	95% Upper CL	Relative Risk		Convergence Reason	95% Lower CL	95% Upper CL	p-value (Wald)	Interaction Test p-value (likelihood ratio)	Relative Risk		Convergence Reason	95% Lower CL	95% Upper CL
Cardiac disorders		n/a	495	100.0	0	0.0	498	100.0	1	0.2		*	Quasi-complete separation of data points detected.				*	WARNING: Negative of Hessian not positive definite.			0.00		Algorithm converged.	0.00	NE	0.9999	NE	>999.99		Algorithm converged.	0.00	NE
Cardiac disorders	Atrioventricular block complete	n/a	495	100.0	0	0.0	498	100.0	1	0.2		*	Quasi-complete separation of data points detected.				*	WARNING: Negative of Hessian not positive definite.			0.00		Algorithm converged.	0.00	NE	0.9999	NE	>999.99		Algorithm converged.	0.00	NE
Gastrointestinal disorders		n/a	495	100.0	1	0.2	498	100.0	0	0.0		*	Quasi-complete separation of data points detected.				*	WARNING: Negative of Hessian not positive definite.			NE		Algorithm converged.	NE	NE	NE	NE	NE		Algorithm converged.	NE	NE
Gastrointestinal disorders	Intestinal perforation	n/a	495	100.0	1	0.2	498	100.0	0	0.0		*	Quasi-complete separation of data points detected.				*	WARNING: Negative of Hessian not positive definite.			NE		Algorithm converged.	NE	NE	NE	NE	NE		Algorithm converged.	NE	NE
General disorders and administration site conditions		n/a	495	100.0	5	1.0	498	100.0	2	0.4	2.53		Convergence criterion (GCONV=1E-8) satisfied.	0.49	13.10	0.006		Algorithm converged.	-0.004	0.016	2.52		Algorithm converged.	0.49	12.90	0.2689	NE	0.40		Algorithm converged.	0.08	2.04
General disorders and administration site conditions	Cardiac death	n/a	495	100.0	1	0.2	498	100.0	0	0.0		*	Quasi-complete separation of data points detected.				*	WARNING: Negative of Hessian not positive definite.			NE		Algorithm converged.	NE	NE	NE	NE	NE		Algorithm converged.	NE	NE
General disorders and administration site conditions	Death	n/a	495	100.0	4	0.8	498	100.0	1	0.2	4.05		Convergence criterion (GCONV=1E-8) satisfied.	0.45	36.35	0.006		Algorithm converged.	-0.003	0.015	4.02		Algorithm converged.	0.45	35.88	0.2123	NE	0.25		Algorithm converged.	0.03	2.22
General disorders and administration site conditions	Multiple organ dysfunction syndrome	n/a	495	100.0	0	0.0	498	100.0	1	0.2		*	Quasi-complete separation of data points detected.				*	WARNING: Negative of Hessian not positive definite.			0.00		Algorithm converged.	0.00	NE	0.9999	NE	>999.99		Algorithm converged.	0.00	NE
Infections and infestations		n/a	495	100.0	6	1.2	498	100.0	6	1.2	1.01		Convergence criterion (GCONV=1E-8) satisfied.	0.32	3.14	0.000		Algorithm converged.	-0.014	0.014	1.01		Algorithm converged.	0.33	3.10	0.9916	NE	0.99		Algorithm converged.	0.32	3.06
Infections and infestations	Pneumonia	n/a	495	100.0	4	0.8	498	100.0	3	0.6	1.34		Convergence criterion (GCONV=1E-8) satisfied.	0.30	6.04	0.002		Algorithm converged.	-0.008	0.012	1.34		Algorithm converged.	0.30	5.96	0.6996	NE	0.75		Algorithm converged.	0.17	3.31
Infections and infestations	Sepsis	n/a	495	100.0	1	0.2	498	100.0	1	0.2	1.01		Convergence criterion (GCONV=1E-8) satisfied.	0.06	16.13	0.000		Algorithm converged.	-0.006	0.006	1.01		Algorithm converged.	0.06	16.04	0.9966	NE	0.99		Algorithm converged.	0.06	15.85
Infections and infestations	Septic shock	n/a	495	100.0	0	0.0	498	100.0	2	0.4		*	Quasi-complete separation of data points detected.				*	WARNING: Negative of Hessian not positive definite.			0.00		Algorithm converged.	0.00	NE	0.9999	NE	>999.99		Algorithm converged.	0.00	NE
Infections and infestations	Suspected COVID-19	n/a	495	100.0	1	0.2	498	100.0	0	0.0		*	Quasi-complete separation of data points detected.				*	WARNING: Negative of Hessian not positive definite.			NE		Algorithm converged.	NE	NE	NE	NE	NE		Algorithm converged.	NE	NE
Injury, poisoning and procedural complications		n/a	495	100.0	0	0.0	498	100.0	1	0.2		*	Quasi-complete separation of data points detected.				*	WARNING: Negative of Hessian not positive definite.			0.00		Algorithm converged.	0.00	NE	0.9999	NE	>999.99		Algorithm converged.	0.00	NE
Injury, poisoning and procedural complications	Injury	n/a	495	100.0	0	0.0	498	100.0	1	0.2		*	Quasi-complete separation of data points detected.				*	WARNING: Negative of Hessian not positive definite.			0.00		Algorithm converged.	0.00	NE	0.9999	NE	>999.99		Algorithm converged.	0.00	NE
Renal and urinary disorders		n/a	495	100.0	1	0.2	498	100.0	0	0.0		*	Quasi-complete separation of data points detected.				*	WARNING: Negative of Hessian not positive definite.			NE		Algorithm converged.	NE	NE	NE	NE	NE		Algorithm converged.	NE	NE
Renal and urinary disorders	Acute kidney injury	n/a	495	100.0	1	0.2	498	100.0	0	0.0		*	Quasi-complete separation of data points detected.				*	WARNING: Negative of Hessian not positive definite.			NE		Algorithm converged.	NE	NE	NE	NE	NE		Algorithm converged.	NE	NE
Respiratory, thoracic and mediastinal disorders		n/a	495	100.0	1	0.2	498	100.0	0	0.0		*	Quasi-complete separation of data points detected.				*	WARNING: Negative of Hessian not positive definite.			NE		Algorithm converged.	NE	NE	NE	NE	NE		Algorithm converged.	NE	NE
Respiratory, thoracic and mediastinal disorders	Respiratory failure	n/a	495	100.0	1	0.2	498	100.0	0	0.0		*	Quasi-complete separation of data points detected.				*	WARNING: Negative of Hessian not positive definite.			NE		Algorithm converged.	NE	NE	NE	NE	NE		Algorithm converged.	NE	NE

Includes treatment-emergent AEs during AE reporting period only, which is defined as new or worsening AE from the first dose of any study drug through 90 days after the last dose of any study drug or prior to NALT, whichever is earlier.
Only AEs of highest severity are counted.
Test for interaction based on RR (Log-binomial regression)
* indicates convergence problem. Result is uninterpretable.
Clinical cut-off: 15JUN2022

Program: root/clinical_studies/RO5541077/CDPT7884/GO39942/data_analysis/ACE_FINAL_OS/prod/program/t_ae_raw_soc.sas
Output: root/clinical_studies/RO5541077/CDPT7884/GO39942/data_analysis/ACE_FINAL_OS/prod/output/t_ae_raw_soc_sg2_WGR5AE_SE_POOLED_15JUN2022_39942.xls
08FEB2023 18:43

POPULATION: Global and China Extension Population, Safety-Evaluable Population
ENDPOINT: AEs Grade 5 (AEs leading to Death)
MODEL: Unstratified analysis
STUDY: GO39942
Dichotomous Analysis by Subgroups (Safety)

Age

			Polatuzumab Vedotin + R-CHP (N=495)				R-CHOP (N=498)				Polatuzumab Vedotin + R-CHP vs. R-CHOP																	R-CHOP vs. Polatuzumab Vedotin + R-CHP				
			Patients		Patients with Event		Patients		Patients with Event		Odds Ratio					Absolute Risk Difference					Relative Risk							Relative Risk				
MedDRA System Organ Class	MedDRA Preferred Term	Level	n	%	n	%	n	%	n	%	Odds Ratio		Convergence Reason	95% Lower CL	95% Upper CL	Absolute Risk		Convergence Reason	95% Lower CL	95% Upper CL	Relative Risk		Convergence Reason	95% Lower CL	95% Upper CL	p-value (Wald)	Interaction Test p-value (likelihood ratio)	Relative Risk		Convergence Reason	95% Lower CL	95% Upper CL
Cardiac disorders		<= 60	167	33.7	0	0.0	157	31.5	0	0.0	NE			NE	NE	NE		NE	NE	NE	NE		NE	NE	NE	NE	NE	NE		NE	NE	NE
Cardiac disorders		> 60	328	66.3	0	0.0	341	68.5	1	0.3		*	Quasi-complete separation of data points detected.				*	ERROR: The mean parameter is either invalid or at a limit of its range for some observations.			0.00		Algorithm converged.	0.00	NE	0.9999		>999.99		Algorithm converged.	0.00	NE
Cardiac disorders	Atrioventricular block complete	<= 60	167	33.7	0	0.0	157	31.5	0	0.0	NE			NE	NE	NE		NE	NE	NE	NE		NE	NE	NE	NE	NE	NE		NE	NE	NE
Cardiac disorders	Atrioventricular block complete	> 60	328	66.3	0	0.0	341	68.5	1	0.3		*	Quasi-complete separation of data points detected.				*	ERROR: The mean parameter is either invalid or at a limit of its range for some observations.			0.00		Algorithm converged.	0.00	NE	0.9999		>999.99		Algorithm converged.	0.00	NE
Gastrointestinal disorders		<= 60	167	33.7	0	0.0	157	31.5	0	0.0	NE			NE	NE	NE		NE	NE	NE	NE		NE	NE	NE	NE	NE	NE		NE	NE	NE
Gastrointestinal disorders		> 60	328	66.3	1	0.3	341	68.5	0	0.0		*	Quasi-complete separation of data points detected.				*	WARNING: Negative of Hessian not positive definite.			NE		Algorithm converged.	NE	NE	NE		NE		Algorithm converged.	NE	NE
Gastrointestinal disorders	Intestinal perforation	<= 60	167	33.7	0	0.0	157	31.5	0	0.0	NE			NE	NE	NE		NE	NE	NE	NE		NE	NE	NE	NE	NE	NE		NE	NE	NE
Gastrointestinal disorders	Intestinal perforation	> 60	328	66.3	1	0.3	341	68.5	0	0.0		*	Quasi-complete separation of data points detected.				*	WARNING: Negative of Hessian not positive definite.			NE		Algorithm converged.	NE	NE	NE		NE		Algorithm converged.	NE	NE
General disorders and administration site conditions		<= 60	167	33.7	1	0.6	157	31.5	0	0.0		*	Quasi-complete separation of data points detected.				*	WARNING: Negative of Hessian not positive definite.			NE		Algorithm converged.	NE	NE	NE	0.4085	NE		Algorithm converged.	NE	NE
General disorders and administration site conditions		> 60	328	66.3	4	1.2	341	68.5	2	0.6	2.09		Convergence criterion (GCONV=1E-8) satisfied.	0.38	11.50	0.006		Algorithm converged.	-0.008	0.021	2.08		Algorithm converged.	0.38	11.28	0.3961		0.48		Algorithm converged.	0.09	2.61
General disorders and administration site conditions	Cardiac death	<= 60	167	33.7	0	0.0	157	31.5	0	0.0	NE			NE	NE	NE		NE	NE	NE	NE		NE	NE	NE	NE	NE	NE		NE	NE	NE
General disorders and administration site conditions	Cardiac death	> 60	328	66.3	1	0.3	341	68.5	0	0.0		*	Quasi-complete separation of data points detected.				*	WARNING: Negative of Hessian not positive definite.			NE		Algorithm converged.	NE	NE	NE		NE		Algorithm converged.	NE	NE
General disorders and administration site conditions	Death	<= 60	167	33.7	1	0.6	157	31.5	0	0.0		*	Quasi-complete separation of data points detected.				*	WARNING: Negative of Hessian not positive definite.			NE		Algorithm converged.	NE	NE	NE	0.4944	NE		Algorithm converged.	NE	NE
General disorders and administration site conditions	Death	> 60	328	66.3	3	0.9	341	68.5	1	0.3	3.14		Convergence criterion (GCONV=1E-8) satisfied.	0.32	30.32	0.006		Algorithm converged.	-0.006	0.018	3.12		Algorithm converged.	0.33	29.83	0.3235		0.32		Algorithm converged.	0.03	3.07
General disorders and administration site conditions	Multiple organ dysfunction syndrome	<= 60	167	33.7	0	0.0	157	31.5	0	0.0	NE			NE	NE	NE		NE	NE	NE	NE		NE	NE	NE	NE	NE	NE		NE	NE	NE
General disorders and administration site conditions	Multiple organ dysfunction syndrome	> 60	328	66.3	0	0.0	341	68.5	1	0.3		*	Quasi-complete separation of data points detected.				*	ERROR: The mean parameter is either invalid or at a limit of its range for some observations.			0.00		Algorithm converged.	0.00	NE	0.9999		>999.99		Algorithm converged.	0.00	NE
Infections and infestations		<= 60	167	33.7	3	1.8	157	31.5	0	0.0		*	Quasi-complete separation of data points detected.				*	WARNING: Negative of Hessian not positive definite.			NE		Algorithm converged.	NE	NE	NE	0.0265	NE		Algorithm converged.	NE	NE
Infections and infestations		> 60	328	66.3	3	0.9	341	68.5	6	1.8	0.52		Convergence criterion (GCONV=1E-8) satisfied.	0.13	2.08	-0.008		Algorithm converged.	-0.026	0.009	0.52		Algorithm converged.	0.13	2.06	0.3519		1.92		Algorithm converged.	0.49	7.63
Infections and infestations	Pneumonia	<= 60	167	33.7	2	1.2	157	31.5	0	0.0		*	Quasi-complete separation of data points detected.				*	WARNING: Negative of Hessian not positive definite.			NE		Algorithm converged.	NE	NE	NE	0.1020	NE		Algorithm converged.	NE	NE
Infections and infestations	Pneumonia	> 60	328	66.3	2	0.6	341	68.5	3	0.9	0.69		Convergence criterion (GCONV=1E-8) satisfied.	0.11	4.16	-0.003		Algorithm converged.	-0.016	0.010	0.69		Algorithm converged.	0.12	4.12	0.6869		1.44		Algorithm converged.	0.24	8.58
Infections and infestations	Sepsis	<= 60	167	33.7	0	0.0	157	31.5	0	0.0	NE			NE	NE	NE		NE	NE	NE	NE		NE	NE	NE	NE	1.0000	NE		NE	NE	NE
Infections and infestations	Sepsis	> 60	328	66.3	1	0.3	341	68.5	1	0.3	1.04		Convergence criterion (GCONV=1E-8) satisfied.	0.06	16.69	0.000		Algorithm converged.	-0.008	0.008	1.04		Algorithm converged.	0.07	16.55	0.9780		0.96		Algorithm converged.	0.06	15.31
Infections and infestations	Septic shock	<= 60	167	33.7	0	0.0	157	31.5	0	0.0	NE			NE	NE	NE		NE	NE	NE	NE		NE	NE	NE	NE	NE	NE		NE	NE	NE
Infections and infestations	Septic shock	> 60	328	66.3	0	0.0	341	68.5	2	0.6		*	Quasi-complete separation of data points detected.				*	ERROR: The mean parameter is either invalid or at a limit of its range for some observations.			0.00		Algorithm converged.	0.00	NE	0.9999		>999.99		Algorithm converged.	0.00	NE
Infections and infestations	Suspected COVID-19	<= 60	167	33.7	1	0.6	157	31.5	0	0.0		*	Quasi-complete separation of data points detected.				*	WARNING: Negative of Hessian not positive definite.			NE		Algorithm converged.	NE	NE	NE	NE	NE		Algorithm converged.	NE	NE
Infections and infestations	Suspected COVID-19	> 60	328	66.3	0	0.0	341	68.5	0	0.0	NE			NE	NE	NE		NE	NE	NE	NE		NE	NE	NE	NE		NE		NE	NE	NE
Injury, poisoning and procedural complications		<= 60	167	33.7	0	0.0	157	31.5	0	0.0	NE			NE	NE	NE		NE	NE	NE	NE		NE	NE	NE	NE	NE	NE		NE	NE	NE
Injury, poisoning and procedural complications		> 60	328	66.3	0	0.0	341	68.5	1	0.3		*	Quasi-complete separation of data points detected.				*	ERROR: The mean parameter is either invalid or at a limit of its range for some observations.			0.00		Algorithm converged.	0.00	NE	0.9999		>999.99		Algorithm converged.	0.00	NE
Injury, poisoning and procedural complications	Injury	<= 60	167	33.7	0	0.0	157	31.5	0	0.0	NE			NE	NE	NE		NE	NE	NE	NE		NE	NE	NE	NE	NE	NE		NE	NE	NE
Injury, poisoning and procedural complications	Injury	> 60	328	66.3	0	0.0	341	68.5	1	0.3		*	Quasi-complete separation of data points detected.				*	ERROR: The mean parameter is either invalid or at a limit of its range for some observations.			0.00		Algorithm converged.	0.00	NE	0.9999		>999.99		Algorithm converged.	0.00	NE
Renal and urinary disorders		<= 60	167	33.7	0	0.0	157	31.5	0	0.0	NE			NE	NE	NE		NE	NE	NE	NE		NE	NE	NE	NE	NE	NE		NE	NE	NE
Renal and urinary disorders		> 60	328	66.3	1	0.3	341	68.5	0	0.0		*	Quasi-complete separation of data points detected.				*	WARNING: Negative of Hessian not positive definite.			NE		Algorithm converged.	NE	NE	NE		NE		Algorithm converged.	NE	NE
Renal and urinary disorders	Acute kidney injury	<= 60	167	33.7	0	0.0	157	31.5	0	0.0	NE			NE	NE	NE		NE	NE	NE	NE		NE	NE	NE	NE	NE	NE		NE	NE	NE
Renal and urinary disorders	Acute kidney injury	> 60	328	66.3	1	0.3	341	68.5	0	0.0		*	Quasi-complete separation of data points detected.				*	WARNING: Negative of Hessian not positive definite.			NE		Algorithm converged.	NE	NE	NE		NE		Algorithm converged.	NE	NE
Respiratory, thoracic and mediastinal disorders		<= 60	167	33.7	0	0.0	157	31.5	0	0.0	NE			NE	NE	NE		NE	NE	NE	NE		NE	NE	NE	NE	NE	NE		NE	NE	NE
Respiratory, thoracic and mediastinal disorders		> 60	328	66.3	1	0.3	341	68.5	0	0.0		*	Quasi-complete separation of data points detected.				*	WARNING: Negative of Hessian not positive definite.			NE		Algorithm converged.	NE	NE	NE		NE		Algorithm converged.	NE	NE
Respiratory, thoracic and mediastinal disorders	Respiratory failure	<= 60	167	33.7	0	0.0	157	31.5	0	0.0	NE			NE	NE	NE		NE	NE	NE	NE		NE	NE	NE	NE	NE	NE		NE	NE	NE
Respiratory, thoracic and mediastinal disorders	Respiratory failure	> 60	328	66.3	1	0.3	341	68.5	0	0.0		*	Quasi-complete separation of data points detected.				*	WARNING: Negative of Hessian not positive definite.			NE		Algorithm converged.	NE	NE	NE		NE		Algorithm converged.	NE	NE

Includes treatment-emergent AEs during AE reporting period only, which is defined as new or worsening AE from the first dose of any study drug through 90 days after the last dose of any study drug or prior to NALT, whichever is earlier.
Only AEs of highest severity are counted.
Test for interaction based on RR (Log-binomial regression)
* indicates convergence problem. Result is uninterpretable.
Clinical cut-off: 15JUN2022

Program: root/clinical_studies/RO5541077/CDPT7884/GO39942/data_analysis/ACE_FINAL_OS/prod/program/t_ae_raw_soc.sas
Output: root/clinical_studies/RO5541077/CDPT7884/GO39942/data_analysis/ACE_FINAL_OS/prod/output/t_ae_raw_soc_sg2_WGR5AE_SE_POOLED_15JUN2022_39942.xls
08FEB2023 18:43

POPULATION: Global and China Extension Population, Safety-Evaluable Population
ENDPOINT: AEs Grade 5 (AEs leading to Death)
MODEL: Unstratified analysis
STUDY: GO39942
Dichotomous Analysis by Subgroups (Safety)

IPI score at Screening

			Polatuzumab Vedotin + R-CHP (N=495)				R-CHOP (N=498)				Polatuzumab Vedotin + R-CHP vs. R-CHOP																	R-CHOP vs. Polatuzumab Vedotin + R-CHP				
			Patients		Patients with Event		Patients		Patients with Event		Odds Ratio					Absolute Risk Difference					Relative Risk							Relative Risk				
MedDRA System Organ Class	MedDRA Preferred Term	Level	n	%	n	%	n	%	n	%	Odds Ratio		Convergence Reason	95% Lower CL	95% Upper CL	Absolute Risk		Convergence Reason	95% Lower CL	95% Upper CL	Relative Risk		Convergence Reason	95% Lower CL	95% Upper CL	p-value (Wald)	Interaction Test p-value (likelihood ratio)	Relative Risk		Convergence Reason	95% Lower CL	95% Upper CL
Cardiac disorders		1-2	187	37.8	0	0.0	187	37.6	0	0.0	NE			NE	NE	NE		NE	NE	NE	NE		NE	NE	NE	NE	NE	NE		NE	NE	NE
Cardiac disorders		3	196	39.6	0	0.0	186	37.3	0	0.0	NE			NE	NE	NE		NE	NE	NE	NE		NE	NE	NE	NE		NE		NE	NE	NE
Cardiac disorders		4-5	112	22.6	0	0.0	125	25.1	1	0.8		*	Quasi-complete separation of data points detected.				*	WARNING: The relative Hessian convergence criterion of 16.316112867 is greater than the limit of 0.0001. The convergence is questionable.			0.00		Algorithm converged.	0.00	NE	0.9999		>999.99		Algorithm converged.	0.00	NE
Cardiac disorders	Atrioventricular block complete	1-2	187	37.8	0	0.0	187	37.6	0	0.0	NE			NE	NE	NE		NE	NE	NE	NE		NE	NE	NE	NE	NE	NE		NE	NE	NE
Cardiac disorders	Atrioventricular block complete	3	196	39.6	0	0.0	186	37.3	0	0.0	NE			NE	NE	NE		NE	NE	NE	NE		NE	NE	NE	NE		NE		NE	NE	NE
Cardiac disorders	Atrioventricular block complete	4-5	112	22.6	0	0.0	125	25.1	1	0.8		*	Quasi-complete separation of data points detected.				*	WARNING: The relative Hessian convergence criterion of 16.316112867 is greater than the limit of 0.0001. The convergence is questionable.			0.00		Algorithm converged.	0.00	NE	0.9999		>999.99		Algorithm converged.	0.00	NE
Gastrointestinal disorders		1-2	187	37.8	0	0.0	187	37.6	0	0.0	NE			NE	NE	NE		NE	NE	NE	NE		NE	NE	NE	NE	NE	NE		NE	NE	NE
Gastrointestinal disorders		3	196	39.6	0	0.0	186	37.3	0	0.0	NE			NE	NE	NE		NE	NE	NE	NE		NE	NE	NE	NE		NE		NE	NE	NE
Gastrointestinal disorders		4-5	112	22.6	1	0.9	125	25.1	0	0.0		*	Quasi-complete separation of data points detected.				*	ERROR: Error in computing the link function, its derivatives, or the variance function.			NE		Algorithm converged.	NE	NE	NE		NE		Algorithm converged.	NE	NE
Gastrointestinal disorders	Intestinal perforation	1-2	187	37.8	0	0.0	187	37.6	0	0.0	NE			NE	NE	NE		NE	NE	NE	NE		NE	NE	NE	NE	NE	NE		NE	NE	NE
Gastrointestinal disorders	Intestinal perforation	3	196	39.6	0	0.0	186	37.3	0	0.0	NE			NE	NE	NE		NE	NE	NE	NE		NE	NE	NE	NE		NE		NE	NE	NE
Gastrointestinal disorders	Intestinal perforation	4-5	112	22.6	1	0.9	125	25.1	0	0.0		*	Quasi-complete separation of data points detected.				*	ERROR: Error in computing the link function, its derivatives, or the variance function.			NE		Algorithm converged.	NE	NE	NE		NE		Algorithm converged.	NE	NE
General disorders and administration site conditions		1-2	187	37.8	2	1.1	187	37.6	0	0.0		*	Quasi-complete separation of data points detected.				*	WARNING: Negative of Hessian not positive definite.			NE		Algorithm converged.	NE	NE	NE	0.1177	NE		Algorithm converged.	NE	NE
General disorders and administration site conditions		3	196	39.6	2	1.0	186	37.3	0	0.0		*	Quasi-complete separation of data points detected.				*	WARNING: The relative Hessian convergence criterion of 14.688690926 is greater than the limit of 0.0001. The convergence is questionable.			NE		Algorithm converged.	NE	NE	NE		NE		Algorithm converged.	NE	NE
General disorders and administration site conditions		4-5	112	22.6	1	0.9	125	25.1	2	1.6	0.55		Convergence criterion (GCONV=1E-8) satisfied.	0.05	6.19	-0.007		Algorithm converged.	-0.035	0.021	0.56		Algorithm converged.	0.05	6.07	0.6319		1.79		Algorithm converged.	0.16	19.50
General disorders and administration site conditions	Cardiac death	1-2	187	37.8	1	0.5	187	37.6	0	0.0		*	Quasi-complete separation of data points detected.				*	ERROR: The mean parameter is either invalid or at a limit of its range for some observations.			NE		Algorithm converged.	NE	NE	NE	NE	NE		Algorithm converged.	NE	NE
General disorders and administration site conditions	Cardiac death	3	196	39.6	0	0.0	186	37.3	0	0.0	NE			NE	NE	NE		NE	NE	NE	NE		NE	NE	NE	NE		NE		NE	NE	NE
General disorders and administration site conditions	Cardiac death	4-5	112	22.6	0	0.0	125	25.1	0	0.0	NE			NE	NE	NE		NE	NE	NE	NE		NE	NE	NE	NE		NE		NE	NE	NE
General disorders and administration site conditions	Death	1-2	187	37.8	1	0.5	187	37.6	0	0.0		*	Quasi-complete separation of data points detected.				*	WARNING: Negative of Hessian not positive definite.			NE		Algorithm converged.	NE	NE	NE	0.3553	NE		Algorithm converged.	NE	NE
General disorders and administration site conditions	Death	3	196	39.6	2	1.0	186	37.3	0	0.0		*	Quasi-complete separation of data points detected.				*	WARNING: The relative Hessian convergence criterion of 14.688690926 is greater than the limit of 0.0001. The convergence is questionable.			NE		Algorithm converged.	NE	NE	NE		NE		Algorithm converged.	NE	NE
General disorders and administration site conditions	Death	4-5	112	22.6	1	0.9	125	25.1	1	0.8	1.12		Convergence criterion (GCONV=1E-8) satisfied.	0.07	18.07	0.001		Algorithm converged.	-0.022	0.024	1.12		Algorithm converged.	0.07	17.63	0.9378		0.90		Algorithm converged.	0.06	14.16
General disorders and administration site conditions	Multiple organ dysfunction syndrome	1-2	187	37.8	0	0.0	187	37.6	0	0.0	NE			NE	NE	NE		NE	NE	NE	NE		NE	NE	NE	NE	NE	NE		NE	NE	NE
General disorders and administration site conditions	Multiple organ dysfunction syndrome	3	196	39.6	0	0.0	186	37.3	0	0.0	NE			NE	NE	NE		NE	NE	NE	NE		NE	NE	NE	NE		NE		NE	NE	NE
General disorders and administration site conditions	Multiple organ dysfunction syndrome	4-5	112	22.6	0	0.0	125	25.1	1	0.8		*	Quasi-complete separation of data points detected.				*	WARNING: The relative Hessian convergence criterion of 16.316112867 is greater than the limit of 0.0001. The convergence is questionable.			0.00		Algorithm converged.	0.00	NE	0.9999		>999.99		Algorithm converged.	0.00	NE
Infections and infestations		1-2	187	37.8	4	2.1	187	37.6	1	0.5	4.07		Convergence criterion (GCONV=1E-8) satisfied.	0.45	36.72	0.016		Algorithm converged.	-0.007	0.039	4.00		Algorithm converged.	0.45	35.45	0.2130	0.1865	0.25		Algorithm converged.	0.03	2.22
Infections and infestations		3	196	39.6	1	0.5	186	37.3	3	1.6	0.31		Convergence criterion (GCONV=1E-8) satisfied.	0.03	3.03	-0.011		Algorithm converged.	-0.032	0.010	0.32		Algorithm converged.	0.03	3.01	0.3170		3.16		Algorithm converged.	0.33	30.12
Infections and infestations		4-5	112	22.6	1	0.9	125	25.1	2	1.6	0.55		Convergence criterion (GCONV=1E-8) satisfied.	0.05	6.19	-0.007		Algorithm converged.	-0.035	0.021	0.56		Algorithm converged.	0.05	6.07	0.6319		1.79		Algorithm converged.	0.16	19.50
Infections and infestations	Pneumonia	1-2	187	37.8	3	1.6	187	37.6	1	0.5	3.03		Convergence criterion (GCONV=1E-8) satisfied.	0.31	29.41	0.011		Algorithm converged.	-0.010	0.032	3.00		Algorithm converged.	0.31	28.58	0.3394	0.3339	0.33		Algorithm converged.	0.03	3.18
Infections and infestations	Pneumonia	3	196	39.6	1	0.5	186	37.3	1	0.5	0.95		Convergence criterion (GCONV=1E-8) satisfied.	0.06	15.28	0.000		Algorithm converged.	-0.015	0.014	0.95		Algorithm converged.	0.06	15.06	0.9704		1.05		Algorithm converged.	0.07	16.72
Infections and infestations	Pneumonia	4-5	112	22.6	0	0.0	125	25.1	1	0.8		*	Quasi-complete separation of data points detected.				*	WARNING: The relative Hessian convergence criterion of 16.316112867 is greater than the limit of 0.0001. The convergence is questionable.			0.00		Algorithm converged.	0.00	NE	0.9999		>999.99		Algorithm converged.	0.00	NE
Infections and infestations	Sepsis	1-2	187	37.8	0	0.0	187	37.6	0	0.0	NE			NE	NE	NE		NE	NE	NE	NE		NE	NE	NE	NE	NE	NE		NE	NE	NE
Infections and infestations	Sepsis	3	196	39.6	0	0.0	186	37.3	1	0.5		*	Quasi-complete separation of data points detected.				*	ERROR: Error in computing the link function, its derivatives, or the variance function.			0.00		Algorithm converged.	0.00	NE	1.0000		>999.99		Algorithm converged.	0.00	NE
Infections and infestations	Sepsis	4-5	112	22.6	1	0.9	125	25.1	0	0.0		*	Quasi-complete separation of data points detected.				*	WARNING: The relative Hessian convergence criterion of 18.712482 is greater than the limit of 0.0001. The convergence is questionable.			NE		Algorithm converged.	NE	NE	NE		NE		Algorithm converged.	NE	NE
Infections and infestations	Septic shock	1-2	187	37.8	0	0.0	187	37.6	0	0.0	NE			NE	NE	NE		NE	NE	NE	NE		NE	NE	NE	NE	NE	NE		NE	NE	NE
Infections and infestations	Septic shock	3	196	39.6	0	0.0	186	37.3	1	0.5		*	Quasi-complete separation of data points detected.				*	ERROR: Error in computing the link function, its derivatives, or the variance function.			0.00		Algorithm converged.	0.00	NE	1.0000		>999.99		Algorithm converged.	0.00	NE
Infections and infestations	Septic shock	4-5	112	22.6	0	0.0	125	25.1	1	0.8		*	Quasi-complete separation of data points detected.				*	WARNING: The relative Hessian convergence criterion of 16.31611281 is greater than the limit of 0.0001. The convergence is questionable.			0.00		Algorithm converged.	0.00	NE	0.9999		>999.99		Algorithm converged.	0.00	NE
Infections and infestations	Suspected COVID-19	1-2	187	37.8	1	0.5	187	37.6	0	0.0		*	Quasi-complete separation of data points detected.				*	ERROR: The mean parameter is either invalid or at a limit of its range for some observations.			NE		Algorithm converged.	NE	NE	NE	NE	NE		Algorithm converged.	NE	NE
Infections and infestations	Suspected COVID-19	3	196	39.6	0	0.0	186	37.3	0	0.0	NE			NE	NE	NE		NE	NE	NE	NE		NE	NE	NE	NE		NE		NE	NE	NE
Infections and infestations	Suspected COVID-19	4-5	112	22.6	0	0.0	125	25.1	0	0.0	NE			NE	NE	NE		NE	NE	NE	NE		NE	NE	NE	NE		NE		NE	NE	NE
Injury, poisoning and procedural complications		1-2	187	37.8	0	0.0	187	37.6	0	0.0	NE			NE	NE	NE		NE	NE	NE	NE		NE	NE	NE	NE	NE	NE		NE	NE	NE
Injury, poisoning and procedural complications		3	196	39.6	0	0.0	186	37.3	0	0.0	NE			NE	NE	NE		NE	NE	NE	NE		NE	NE	NE	NE		NE		NE	NE	NE
Injury, poisoning and procedural complications		4-5	112	22.6	0	0.0	125	25.1	1	0.8		*	Quasi-complete separation of data points detected.				*	WARNING: The relative Hessian convergence criterion of 16.316112867 is greater than the limit of 0.0001. The convergence is questionable.			0.00		Algorithm converged.	0.00	NE	0.9999		>999.99		Algorithm converged.	0.00	NE
Injury, poisoning and procedural complications	Injury	1-2	187	37.8	0	0.0	187	37.6	0	0.0	NE			NE	NE	NE		NE	NE	NE	NE		NE	NE	NE	NE	NE	NE		NE	NE	NE
Injury, poisoning and procedural complications	Injury	3	196	39.6	0	0.0	186	37.3	0	0.0	NE			NE	NE	NE		NE	NE	NE	NE		NE	NE	NE	NE		NE		NE	NE	NE
Injury, poisoning and procedural complications	Injury	4-5	112	22.6	0	0.0	125	25.1	1	0.8		*	Quasi-complete separation of data points detected.				*	WARNING: The relative Hessian convergence criterion of 16.316112867 is greater than the limit of 0.0001. The convergence is questionable.			0.00		Algorithm converged.	0.00	NE	0.9999		>999.99		Algorithm converged.	0.00	NE
Renal and urinary disorders		1-2	187	37.8	0	0.0	187	37.6	0	0.0	NE			NE	NE	NE		NE	NE	NE	NE		NE	NE	NE	NE	NE	NE		NE	NE	NE
Renal and urinary disorders		3	196	39.6	1	0.5	186	37.3	0	0.0		*	Quasi-complete separation of data points detected.				*	ERROR: The mean parameter is either invalid or at a limit of its range for some observations.			NE		Algorithm converged.	NE	NE	NE		NE		Algorithm converged.	NE	NE
Renal and urinary disorders		4-5	112	22.6	0	0.0	125	25.1	0	0.0	NE			NE	NE	NE		NE	NE	NE	NE		NE	NE	NE	NE		NE		NE	NE	NE
Renal and urinary disorders	Acute kidney injury	1-2	187	37.8	0	0.0	187	37.6	0	0.0	NE			NE	NE	NE		NE	NE	NE	NE		NE	NE	NE	NE	NE	NE		NE	NE	NE
Renal and urinary disorders	Acute kidney injury	3	196	39.6	1	0.5	186	37.3	0	0.0		*	Quasi-complete separation of data points detected.				*	ERROR: The mean parameter is either invalid or at a limit of its range for some observations.			NE		Algorithm converged.	NE	NE	NE		NE		Algorithm converged.	NE	NE
Renal and urinary disorders	Acute kidney injury	4-5	112	22.6	0	0.0	125	25.1	0	0.0	NE			NE	NE	NE		NE	NE	NE	NE		NE	NE	NE	NE		NE		NE	NE	NE
Respiratory, thoracic and mediastinal disorders		1-2	187	37.8	1	0.5	187	37.6	0	0.0		*	Quasi-complete separation of data points detected.				*	ERROR: The mean parameter is either invalid or at a limit of its range for some observations.			NE		Algorithm converged.	NE	NE	NE	NE	NE		Algorithm converged.	NE	NE
Respiratory, thoracic and mediastinal disorders		3	196	39.6	0	0.0	186	37.3	0	0.0	NE			NE	NE	NE		NE	NE	NE	NE		NE	NE	NE	NE		NE		NE	NE	NE
Respiratory, thoracic and mediastinal disorders		4-5	112	22.6	0	0.0	125	25.1	0	0.0	NE			NE	NE	NE		NE	NE	NE	NE		NE	NE	NE	NE		NE		NE	NE	NE
Respiratory, thoracic and mediastinal disorders	Respiratory failure	1-2	187	37.8	1	0.5	187	37.6	0	0.0		*	Quasi-complete separation of data points detected.				*	ERROR: The mean parameter is either invalid or at a limit of its range for some observations.			NE		Algorithm converged.	NE	NE	NE	NE	NE		Algorithm converged.	NE	NE
Respiratory, thoracic and mediastinal disorders	Respiratory failure	3	196	39.6	0	0.0	186	37.3	0	0.0	NE			NE	NE	NE		NE	NE	NE	NE		NE	NE	NE	NE		NE		NE	NE	NE
Respiratory, thoracic and mediastinal disorders	Respiratory failure	4-5	112	22.6	0	0.0	125	25.1	0	0.0	NE			NE	NE	NE		NE	NE	NE	NE		NE	NE	NE	NE		NE		NE	NE	NE

Includes treatment-emergent AEs during AE reporting period only, which is defined as new or worsening AE from the first dose of any study drug through 90 days after the last dose of any study drug or prior to NALT, whichever is earlier.
Only AEs of highest severity are counted.
Test for interaction based on RR (Log-binomial regression)
* indicates convergence problem. Result is uninterpretable.
Clinical cut-off: 15JUN2022

Program: root/clinical_studies/RO5541077/CDPT7884/GO39942/data_analysis/ACE_FINAL_OS/prod/program/t_ae_raw_soc.sas
Output: root/clinical_studies/RO5541077/CDPT7884/GO39942/data_analysis/ACE_FINAL_OS/prod/output/t_ae_raw_soc_sg2_WGR5AE_SE_POOLED_15JUN2022_39942.xls
08FEB2023 18:43

POPULATION: Global and China Extension Population, Safety-Evaluable Population
ENDPOINT: AEs Grade 5 (AEs leading to Death)
MODEL: Unstratified analysis
STUDY: GO39942
Dichotomous Analysis by Subgroups (Safety)

Geographic region

			Polatuzumab Vedotin + R-CHP (N=495)				R-CHOP (N=498)				Polatuzumab Vedotin + R-CHP vs. R-CHOP																	R-CHOP vs. Polatuzumab Vedotin + R-CHP				
			Patients		Patients with Event		Patients		Patients with Event		Odds Ratio					Absolute Risk Difference					Relative Risk							Relative Risk				
MedDRA System Organ Class	MedDRA Preferred Term	Level	n	%	n	%	n	%	n	%	Odds Ratio		Convergence Reason	95% Lower CL	95% Upper CL	Absolute Risk		Convergence Reason	95% Lower CL	95% Upper CL	Relative Risk		Convergence Reason	95% Lower CL	95% Upper CL	p-value (Wald)	Interaction Test p-value (likelihood ratio)	Relative Risk		Convergence Reason	95% Lower CL	95% Upper CL
Cardiac disorders		Western Europe/United States/Canada/Australia	298	60.2	0	0.0	300	60.2	1	0.3		*	Quasi-complete separation of data points detected.				*	ERROR: The mean parameter is either invalid or at a limit of its range for some observations.			0.00		Algorithm converged.	0.00	NE	0.9999	NE	>999.99		Algorithm converged.	0.00	NE
Cardiac disorders		Asia	140	28.3	0	0.0	139	27.9	0	0.0	NE			NE	NE	NE		NE	NE	NE	NE		NE	NE	NE	NE		NE		NE	NE	NE
Cardiac disorders		Rest of World	57	11.5	0	0.0	59	11.8	0	0.0	NE			NE	NE	NE		NE	NE	NE	NE		NE	NE	NE	NE		NE		NE	NE	NE
Cardiac disorders	Atrioventricular block complete	Western Europe/United States/Canada/Australia	298	60.2	0	0.0	300	60.2	1	0.3		*	Quasi-complete separation of data points detected.				*	ERROR: The mean parameter is either invalid or at a limit of its range for some observations.			0.00		Algorithm converged.	0.00	NE	0.9999	NE	>999.99		Algorithm converged.	0.00	NE
Cardiac disorders	Atrioventricular block complete	Asia	140	28.3	0	0.0	139	27.9	0	0.0	NE			NE	NE	NE		NE	NE	NE	NE		NE	NE	NE	NE		NE		NE	NE	NE
Cardiac disorders	Atrioventricular block complete	Rest of World	57	11.5	0	0.0	59	11.8	0	0.0	NE			NE	NE	NE		NE	NE	NE	NE		NE	NE	NE	NE		NE		NE	NE	NE
Gastrointestinal disorders		Western Europe/United States/Canada/Australia	298	60.2	1	0.3	300	60.2	0	0.0		*	Quasi-complete separation of data points detected.				*	WARNING: The relative Hessian convergence criterion of 44.806790292 is greater than the limit of 0.0001. The convergence is questionable.			NE		Algorithm converged.	NE	NE	NE	NE	NE		Algorithm converged.	NE	NE
Gastrointestinal disorders		Asia	140	28.3	0	0.0	139	27.9	0	0.0	NE			NE	NE	NE		NE	NE	NE	NE		NE	NE	NE	NE		NE		NE	NE	NE
Gastrointestinal disorders		Rest of World	57	11.5	0	0.0	59	11.8	0	0.0	NE			NE	NE	NE		NE	NE	NE	NE		NE	NE	NE	NE		NE		NE	NE	NE
Gastrointestinal disorders	Intestinal perforation	Western Europe/United States/Canada/Australia	298	60.2	1	0.3	300	60.2	0	0.0		*	Quasi-complete separation of data points detected.				*	WARNING: The relative Hessian convergence criterion of 44.806790292 is greater than the limit of 0.0001. The convergence is questionable.			NE		Algorithm converged.	NE	NE	NE	NE	NE		Algorithm converged.	NE	NE
Gastrointestinal disorders	Intestinal perforation	Asia	140	28.3	0	0.0	139	27.9	0	0.0	NE			NE	NE	NE		NE	NE	NE	NE		NE	NE	NE	NE		NE		NE	NE	NE
Gastrointestinal disorders	Intestinal perforation	Rest of World	57	11.5	0	0.0	59	11.8	0	0.0	NE			NE	NE	NE		NE	NE	NE	NE		NE	NE	NE	NE		NE		NE	NE	NE
General disorders and administration site conditions		Western Europe/United States/Canada/Australia	298	60.2	2	0.7	300	60.2	0	0.0		*	Quasi-complete separation of data points detected.				*	WARNING: Negative of Hessian not positive definite.			NE		Algorithm converged.	NE	NE	NE	0.4078	NE		Algorithm converged.	NE	NE
General disorders and administration site conditions		Asia	140	28.3	1	0.7	139	27.9	1	0.7	0.99		Convergence criterion (GCONV=1E-8) satisfied.	0.06	16.03	0.000		Algorithm converged.	-0.020	0.020	0.99		Algorithm converged.	0.06	15.72	0.9959		1.01		Algorithm converged.	0.06	15.94
General disorders and administration site conditions		Rest of World	57	11.5	2	3.5	59	11.8	1	1.7	2.11		Convergence criterion (GCONV=1E-8) satisfied.	0.19	23.92	0.018		Algorithm converged.	-0.040	0.076	2.07		Algorithm converged.	0.19	22.21	0.5478		0.48		Algorithm converged.	0.05	5.18
General disorders and administration site conditions	Cardiac death	Western Europe/United States/Canada/Australia	298	60.2	1	0.3	300	60.2	0	0.0		*	Quasi-complete separation of data points detected.				*	WARNING: The relative Hessian convergence criterion of 44.806790292 is greater than the limit of 0.0001. The convergence is questionable.			NE		Algorithm converged.	NE	NE	NE	NE	NE		Algorithm converged.	NE	NE
General disorders and administration site conditions	Cardiac death	Asia	140	28.3	0	0.0	139	27.9	0	0.0	NE			NE	NE	NE		NE	NE	NE	NE		NE	NE	NE	NE		NE		NE	NE	NE
General disorders and administration site conditions	Cardiac death	Rest of World	57	11.5	0	0.0	59	11.8	0	0.0	NE			NE	NE	NE		NE	NE	NE	NE		NE	NE	NE	NE		NE		NE	NE	NE
General disorders and administration site conditions	Death	Western Europe/United States/Canada/Australia	298	60.2	1	0.3	300	60.2	0	0.0		*	Quasi-complete separation of data points detected.				*	WARNING: Negative of Hessian not positive definite.			NE		Algorithm converged.	NE	NE	NE	NE	NE		Algorithm converged.	NE	NE
General disorders and administration site conditions	Death	Asia	140	28.3	1	0.7	139	27.9	1	0.7	0.99		Convergence criterion (GCONV=1E-8) satisfied.	0.06	16.03	0.000		Algorithm converged.	-0.020	0.020	0.99		Algorithm converged.	0.06	15.72	0.9959		1.01		Algorithm converged.	0.06	15.94
General disorders and administration site conditions	Death	Rest of World	57	11.5	2	3.5	59	11.8	0	0.0		*	Quasi-complete separation of data points detected.				*	WARNING: The relative Hessian convergence criterion of 6.6720380513 is greater than the limit of 0.0001. The convergence is questionable.			NE		Algorithm converged.	NE	NE	NE		NE		Algorithm converged.	NE	NE
General disorders and administration site conditions	Multiple organ dysfunction syndrome	Western Europe/United States/Canada/Australia	298	60.2	0	0.0	300	60.2	0	0.0	NE			NE	NE	NE		NE	NE	NE	NE		NE	NE	NE	NE	NE	NE		NE	NE	NE
General disorders and administration site conditions	Multiple organ dysfunction syndrome	Asia	140	28.3	0	0.0	139	27.9	0	0.0	NE			NE	NE	NE		NE	NE	NE	NE		NE	NE	NE	NE		NE		NE	NE	NE
General disorders and administration site conditions	Multiple organ dysfunction syndrome	Rest of World	57	11.5	0	0.0	59	11.8	1	1.7		*	Quasi-complete separation of data points detected.				*	WARNING: The relative Hessian convergence criterion of 10.540168601 is greater than the limit of 0.0001. The convergence is questionable.			0.00		Algorithm converged.	0.00	NE	0.9999		>999.99		Algorithm converged.	0.00	NE
Infections and infestations		Western Europe/United States/Canada/Australia	298	60.2	5	1.7	300	60.2	3	1.0	1.69		Convergence criterion (GCONV=1E-8) satisfied.	0.40	7.13	0.007		Algorithm converged.	-0.012	0.025	1.68		Algorithm converged.	0.40	6.96	0.4758	0.0488	0.60		Algorithm converged.	0.14	2.47
Infections and infestations		Asia	140	28.3	1	0.7	139	27.9	0	0.0		*	Quasi-complete separation of data points detected.				*	WARNING: Negative of Hessian not positive definite.			NE		Algorithm converged.	NE	NE	NE		NE		Algorithm converged.	NE	NE
Infections and infestations		Rest of World	57	11.5	0	0.0	59	11.8	3	5.1		*	Quasi-complete separation of data points detected.				*	WARNING: The relative Hessian convergence criterion of 4.7626321574 is greater than the limit of 0.0001. The convergence is questionable.			0.00		Algorithm converged.	0.00	NE	0.9999		>999.99		Algorithm converged.	0.00	NE
Infections and infestations	Pneumonia	Western Europe/United States/Canada/Australia	298	60.2	4	1.3	300	60.2	1	0.3	4.07		Convergence criterion (GCONV=1E-8) satisfied.	0.45	36.61	0.010		Algorithm converged.	-0.005	0.025	4.03		Algorithm converged.	0.45	35.82	0.2116	0.1029	0.25		Algorithm converged.	0.03	2.21
Infections and infestations	Pneumonia	Asia	140	28.3	0	0.0	139	27.9	0	0.0	NE			NE	NE	NE		NE	NE	NE	NE		NE	NE	NE	NE		NE		NE	NE	NE
Infections and infestations	Pneumonia	Rest of World	57	11.5	0	0.0	59	11.8	2	3.4		*	Quasi-complete separation of data points detected.				*	WARNING: The relative Hessian convergence criterion of 6.3921098555 is greater than the limit of 0.0001. The convergence is questionable.			0.00		Algorithm converged.	0.00	NE	0.9999		>999.99		Algorithm converged.	0.00	NE
Infections and infestations	Sepsis	Western Europe/United States/Canada/Australia	298	60.2	1	0.3	300	60.2	1	0.3	1.01		Convergence criterion (GCONV=1E-8) satisfied.	0.06	16.17	0.000		Algorithm converged.	-0.009	0.009	1.01		Algorithm converged.	0.06	16.02	0.9962	1.0000	0.99		Algorithm converged.	0.06	15.81
Infections and infestations	Sepsis	Asia	140	28.3	0	0.0	139	27.9	0	0.0	NE			NE	NE	NE		NE	NE	NE	NE		NE	NE	NE	NE		NE		NE	NE	NE
Infections and infestations	Sepsis	Rest of World	57	11.5	0	0.0	59	11.8	0	0.0	NE			NE	NE	NE		NE	NE	NE	NE		NE	NE	NE	NE		NE		NE	NE	NE
Infections and infestations	Septic shock	Western Europe/United States/Canada/Australia	298	60.2	0	0.0	300	60.2	1	0.3		*	Quasi-complete separation of data points detected.				*	ERROR: The mean parameter is either invalid or at a limit of its range for some observations.			0.00		Algorithm converged.	0.00	NE	0.9999	NE	>999.99		Algorithm converged.	0.00	NE
Infections and infestations	Septic shock	Asia	140	28.3	0	0.0	139	27.9	0	0.0	NE			NE	NE	NE		NE	NE	NE	NE		NE	NE	NE	NE		NE		NE	NE	NE
Infections and infestations	Septic shock	Rest of World	57	11.5	0	0.0	59	11.8	1	1.7		*	Quasi-complete separation of data points detected.				*	WARNING: The relative Hessian convergence criterion of 10.540168601 is greater than the limit of 0.0001. The convergence is questionable.			0.00		Algorithm converged.	0.00	NE	0.9999		>999.99		Algorithm converged.	0.00	NE
Infections and infestations	Suspected COVID-19	Western Europe/United States/Canada/Australia	298	60.2	0	0.0	300	60.2	0	0.0	NE			NE	NE	NE		NE	NE	NE	NE		NE	NE	NE	NE	NE	NE		NE	NE	NE
Infections and infestations	Suspected COVID-19	Asia	140	28.3	1	0.7	139	27.9	0	0.0		*	Quasi-complete separation of data points detected.				*	WARNING: Negative of Hessian not positive definite.			NE		Algorithm converged.	NE	NE	NE		NE		Algorithm converged.	NE	NE
Infections and infestations	Suspected COVID-19	Rest of World	57	11.5	0	0.0	59	11.8	0	0.0	NE			NE	NE	NE		NE	NE	NE	NE		NE	NE	NE	NE		NE		NE	NE	NE
Injury, poisoning and procedural complications		Western Europe/United States/Canada/Australia	298	60.2	0	0.0	300	60.2	1	0.3		*	Quasi-complete separation of data points detected.				*	ERROR: The mean parameter is either invalid or at a limit of its range for some observations.			0.00		Algorithm converged.	0.00	NE	0.9999	NE	>999.99		Algorithm converged.	0.00	NE
Injury, poisoning and procedural complications		Asia	140	28.3	0	0.0	139	27.9	0	0.0	NE			NE	NE	NE		NE	NE	NE	NE		NE	NE	NE	NE		NE		NE	NE	NE
Injury, poisoning and procedural complications		Rest of World	57	11.5	0	0.0	59	11.8	0	0.0	NE			NE	NE	NE		NE	NE	NE	NE		NE	NE	NE	NE		NE		NE	NE	NE
Injury, poisoning and procedural complications	Injury	Western Europe/United States/Canada/Australia	298	60.2	0	0.0	300	60.2	1	0.3		*	Quasi-complete separation of data points detected.				*	ERROR: The mean parameter is either invalid or at a limit of its range for some observations.			0.00		Algorithm converged.	0.00	NE	0.9999	NE	>999.99		Algorithm converged.	0.00	NE
Injury, poisoning and procedural complications	Injury	Asia	140	28.3	0	0.0	139	27.9	0	0.0	NE			NE	NE	NE		NE	NE	NE	NE		NE	NE	NE	NE		NE		NE	NE	NE
Injury, poisoning and procedural complications	Injury	Rest of World	57	11.5	0	0.0	59	11.8	0	0.0	NE			NE	NE	NE		NE	NE	NE	NE		NE	NE	NE	NE		NE		NE	NE	NE
Renal and urinary disorders		Western Europe/United States/Canada/Australia	298	60.2	0	0.0	300	60.2	0	0.0	NE			NE	NE	NE		NE	NE	NE	NE		NE	NE	NE	NE	NE	NE		NE	NE	NE
Renal and urinary disorders		Asia	140	28.3	0	0.0	139	27.9	0	0.0	NE			NE	NE	NE		NE	NE	NE	NE		NE	NE	NE	NE		NE		NE	NE	NE
Renal and urinary disorders		Rest of World	57	11.5	1	1.8	59	11.8	0	0.0		*	Quasi-complete separation of data points detected.				*	ERROR: Error in computing the link function, its derivatives, or the variance function.			NE		Algorithm converged.	NE	NE	NE		NE		Algorithm converged.	NE	NE
Renal and urinary disorders	Acute kidney injury	Western Europe/United States/Canada/Australia	298	60.2	0	0.0	300	60.2	0	0.0	NE			NE	NE	NE		NE	NE	NE	NE		NE	NE	NE	NE	NE	NE		NE	NE	NE
Renal and urinary disorders	Acute kidney injury	Asia	140	28.3	0	0.0	139	27.9	0	0.0	NE			NE	NE	NE		NE	NE	NE	NE		NE	NE	NE	NE		NE		NE	NE	NE
Renal and urinary disorders	Acute kidney injury	Rest of World	57	11.5	1	1.8	59	11.8	0	0.0		*	Quasi-complete separation of data points detected.				*	ERROR: Error in computing the link function, its derivatives, or the variance function.			NE		Algorithm converged.	NE	NE	NE		NE		Algorithm converged.	NE	NE
Respiratory, thoracic and mediastinal disorders		Western Europe/United States/Canada/Australia	298	60.2	1	0.3	300	60.2	0	0.0		*	Quasi-complete separation of data points detected.				*	WARNING: Negative of Hessian not positive definite.			NE		Algorithm converged.	NE	NE	NE	NE	NE		Algorithm converged.	NE	NE
Respiratory, thoracic and mediastinal disorders		Asia	140	28.3	0	0.0	139	27.9	0	0.0	NE			NE	NE	NE		NE	NE	NE	NE		NE	NE	NE	NE		NE		NE	NE	NE
Respiratory, thoracic and mediastinal disorders		Rest of World	57	11.5	0	0.0	59	11.8	0	0.0	NE			NE	NE	NE		NE	NE	NE	NE		NE	NE	NE	NE		NE		NE	NE	NE
Respiratory, thoracic and mediastinal disorders	Respiratory failure	Western Europe/United States/Canada/Australia	298	60.2	1	0.3	300	60.2	0	0.0		*	Quasi-complete separation of data points detected.				*	WARNING: Negative of Hessian not positive definite.			NE		Algorithm converged.	NE	NE	NE	NE	NE		Algorithm converged.	NE	NE
Respiratory, thoracic and mediastinal disorders	Respiratory failure	Asia	140	28.3	0	0.0	139	27.9	0	0.0	NE			NE	NE	NE		NE	NE	NE	NE		NE	NE	NE	NE		NE		NE	NE	NE
Respiratory, thoracic and mediastinal disorders	Respiratory failure	Rest of World	57	11.5	0	0.0	59	11.8	0	0.0	NE			NE	NE	NE		NE	NE	NE	NE		NE	NE	NE	NE		NE		NE	NE	NE

Includes treatment-emergent AEs during AE reporting period only, which is defined as new or worsening AE from the first dose of any study drug through 90 days after the last dose of any study drug or prior to NALT, whichever is earlier.
Only AEs of highest severity are counted.
Test for interaction based on RR (Log-binomial regression)
* indicates convergence problem. Result is uninterpretable.
Clinical cut-off: 15JUN2022

Program: root/clinical_studies/RO5541077/CDPT7884/GO39942/data_analysis/ACE_FINAL_OS/prod/program/t_ae_raw_soc.sas
Output: root/clinical_studies/RO5541077/CDPT7884/GO39942/data_analysis/ACE_FINAL_OS/prod/output/t_ae_raw_soc_sg2_WGR5AE_SE_POOLED_15JUN2022_39942.xls
08FEB2023 18:43

POPULATION: Global and China Extension Population, Safety-Evaluable Population
ENDPOINT: AEs Grade 5 (AEs leading to Death)
MODEL: Unstratified analysis
STUDY: GO39942
Dichotomous Analysis by Subgroups (Safety)

Sex

			Polatuzumab Vedotin + R-CHP (N=495)				R-CHOP (N=498)				Polatuzumab Vedotin + R-CHP vs. R-CHOP																	R-CHOP vs. Polatuzumab Vedotin + R-CHP				
			Patients		Patients with Event		Patients		Patients with Event		Odds Ratio					Absolute Risk Difference					Relative Risk							Relative Risk				
MedDRA System Organ Class	MedDRA Preferred Term	Level	n	%	n	%	n	%	n	%	Odds Ratio		Convergence Reason	95% Lower CL	95% Upper CL	Absolute Risk		Convergence Reason	95% Lower CL	95% Upper CL	Relative Risk		Convergence Reason	95% Lower CL	95% Upper CL	p-value (Wald)	Interaction Test p-value (likelihood ratio)	Relative Risk		Convergence Reason	95% Lower CL	95% Upper CL
Cardiac disorders		Male	265	53.5	0	0.0	269	54.0	1	0.4		*	Quasi-complete separation of data points detected.				*	ERROR: The mean parameter is either invalid or at a limit of its range for some observations.			0.00		Algorithm converged.	0.00	NE	0.9999	NE	>999.99		Algorithm converged.	0.00	NE
Cardiac disorders		Female	230	46.5	0	0.0	229	46.0	0	0.0	NE			NE	NE	NE		NE	NE	NE	NE		NE	NE	NE	NE		NE		NE	NE	NE
Cardiac disorders	Atrioventricular block complete	Male	265	53.5	0	0.0	269	54.0	1	0.4		*	Quasi-complete separation of data points detected.				*	ERROR: The mean parameter is either invalid or at a limit of its range for some observations.			0.00		Algorithm converged.	0.00	NE	0.9999	NE	>999.99		Algorithm converged.	0.00	NE
Cardiac disorders	Atrioventricular block complete	Female	230	46.5	0	0.0	229	46.0	0	0.0	NE			NE	NE	NE		NE	NE	NE	NE		NE	NE	NE	NE		NE		NE	NE	NE
Gastrointestinal disorders		Male	265	53.5	1	0.4	269	54.0	0	0.0		*	Quasi-complete separation of data points detected.				*	WARNING: Negative of Hessian not positive definite.			NE		Algorithm converged.	NE	NE	NE	NE	NE		Algorithm converged.	NE	NE
Gastrointestinal disorders		Female	230	46.5	0	0.0	229	46.0	0	0.0	NE			NE	NE	NE		NE	NE	NE	NE		NE	NE	NE	NE		NE		NE	NE	NE
Gastrointestinal disorders	Intestinal perforation	Male	265	53.5	1	0.4	269	54.0	0	0.0		*	Quasi-complete separation of data points detected.				*	WARNING: Negative of Hessian not positive definite.			NE		Algorithm converged.	NE	NE	NE	NE	NE		Algorithm converged.	NE	NE
Gastrointestinal disorders	Intestinal perforation	Female	230	46.5	0	0.0	229	46.0	0	0.0	NE			NE	NE	NE		NE	NE	NE	NE		NE	NE	NE	NE		NE		NE	NE	NE
General disorders and administration site conditions		Male	265	53.5	3	1.1	269	54.0	2	0.7	1.53		Convergence criterion (GCONV=1E-8) satisfied.	0.25	9.22	0.004		Algorithm converged.	-0.012	0.020	1.52		Algorithm converged.	0.26	9.04	0.6436	0.2019	0.66		Algorithm converged.	0.11	3.90
General disorders and administration site conditions		Female	230	46.5	2	0.9	229	46.0	0	0.0		*	Quasi-complete separation of data points detected.				*	WARNING: Negative of Hessian not positive definite.			NE		Algorithm converged.	NE	NE	NE		NE		Algorithm converged.	NE	NE
General disorders and administration site conditions	Cardiac death	Male	265	53.5	0	0.0	269	54.0	0	0.0	NE			NE	NE	NE		NE	NE	NE	NE		NE	NE	NE	NE	NE	NE		NE	NE	NE
General disorders and administration site conditions	Cardiac death	Female	230	46.5	1	0.4	229	46.0	0	0.0		*	Quasi-complete separation of data points detected.				*	WARNING: Negative of Hessian not positive definite.			NE		Algorithm converged.	NE	NE	NE		NE		Algorithm converged.	NE	NE
General disorders and administration site conditions	Death	Male	265	53.5	3	1.1	269	54.0	1	0.4	3.07		Convergence criterion (GCONV=1E-8) satisfied.	0.32	29.68	0.008		Algorithm converged.	-0.007	0.022	3.05		Algorithm converged.	0.32	29.09	0.3335	0.4803	0.33		Algorithm converged.	0.03	3.14
General disorders and administration site conditions	Death	Female	230	46.5	1	0.4	229	46.0	0	0.0		*	Quasi-complete separation of data points detected.				*	WARNING: Negative of Hessian not positive definite.			NE		Algorithm converged.	NE	NE	NE		NE		Algorithm converged.	NE	NE
General disorders and administration site conditions	Multiple organ dysfunction syndrome	Male	265	53.5	0	0.0	269	54.0	1	0.4		*	Quasi-complete separation of data points detected.				*	ERROR: The mean parameter is either invalid or at a limit of its range for some observations.			0.00		Algorithm converged.	0.00	NE	0.9999	NE	>999.99		Algorithm converged.	0.00	NE
General disorders and administration site conditions	Multiple organ dysfunction syndrome	Female	230	46.5	0	0.0	229	46.0	0	0.0	NE			NE	NE	NE		NE	NE	NE	NE		NE	NE	NE	NE		NE		NE	NE	NE
Infections and infestations		Male	265	53.5	2	0.8	269	54.0	5	1.9	0.40		Convergence criterion (GCONV=1E-8) satisfied.	0.08	2.09	-0.011		Algorithm converged.	-0.030	0.008	0.41		Algorithm converged.	0.08	2.07	0.2788	0.0721	2.46		Algorithm converged.	0.48	12.58
Infections and infestations		Female	230	46.5	4	1.7	229	46.0	1	0.4	4.04		Convergence criterion (GCONV=1E-8) satisfied.	0.45	36.38	0.013		Algorithm converged.	-0.006	0.032	3.98		Algorithm converged.	0.45	35.36	0.2148		0.25		Algorithm converged.	0.03	2.23
Infections and infestations	Pneumonia	Male	265	53.5	2	0.8	269	54.0	2	0.7	1.02		Convergence criterion (GCONV=1E-8) satisfied.	0.14	7.26	0.000		Algorithm converged.	-0.015	0.015	1.02		Algorithm converged.	0.14	7.15	0.9880	0.6656	0.99		Algorithm converged.	0.14	6.94
Infections and infestations	Pneumonia	Female	230	46.5	2	0.9	229	46.0	1	0.4	2.00		Convergence criterion (GCONV=1E-8) satisfied.	0.18	22.21	0.004		Algorithm converged.	-0.010	0.019	1.99		Algorithm converged.	0.18	21.81	0.5727		0.50		Algorithm converged.	0.05	5.50
Infections and infestations	Sepsis	Male	265	53.5	0	0.0	269	54.0	1	0.4		*	Quasi-complete separation of data points detected.				*	ERROR: The mean parameter is either invalid or at a limit of its range for some observations.			0.00		Algorithm converged.	0.00	NE	0.9999	0.0968	>999.99		Algorithm converged.	0.00	NE
Infections and infestations	Sepsis	Female	230	46.5	1	0.4	229	46.0	0	0.0		*	Quasi-complete separation of data points detected.				*	WARNING: Negative of Hessian not positive definite.			NE		Algorithm converged.	NE	NE	NE		NE		Algorithm converged.	NE	NE
Infections and infestations	Septic shock	Male	265	53.5	0	0.0	269	54.0	2	0.7		*	Quasi-complete separation of data points detected.				*	ERROR: The mean parameter is either invalid or at a limit of its range for some observations.			0.00		Algorithm converged.	0.00	NE	0.9999	NE	>999.99		Algorithm converged.	0.00	NE
Infections and infestations	Septic shock	Female	230	46.5	0	0.0	229	46.0	0	0.0	NE			NE	NE	NE		NE	NE	NE	NE		NE	NE	NE	NE		NE		NE	NE	NE
Infections and infestations	Suspected COVID-19	Male	265	53.5	0	0.0	269	54.0	0	0.0	NE			NE	NE	NE		NE	NE	NE	NE		NE	NE	NE	NE	NE	NE		NE	NE	NE
Infections and infestations	Suspected COVID-19	Female	230	46.5	1	0.4	229	46.0	0	0.0		*	Quasi-complete separation of data points detected.				*	WARNING: Negative of Hessian not positive definite.			NE		Algorithm converged.	NE	NE	NE		NE		Algorithm converged.	NE	NE
Injury, poisoning and procedural complications		Male	265	53.5	0	0.0	269	54.0	1	0.4		*	Quasi-complete separation of data points detected.				*	ERROR: The mean parameter is either invalid or at a limit of its range for some observations.			0.00		Algorithm converged.	0.00	NE	0.9999	NE	>999.99		Algorithm converged.	0.00	NE
Injury, poisoning and procedural complications		Female	230	46.5	0	0.0	229	46.0	0	0.0	NE			NE	NE	NE		NE	NE	NE	NE		NE	NE	NE	NE		NE		NE	NE	NE
Injury, poisoning and procedural complications	Injury	Male	265	53.5	0	0.0	269	54.0	1	0.4		*	Quasi-complete separation of data points detected.				*	ERROR: The mean parameter is either invalid or at a limit of its range for some observations.			0.00		Algorithm converged.	0.00	NE	0.9999	NE	>999.99		Algorithm converged.	0.00	NE
Injury, poisoning and procedural complications	Injury	Female	230	46.5	0	0.0	229	46.0	0	0.0	NE			NE	NE	NE		NE	NE	NE	NE		NE	NE	NE	NE		NE		NE	NE	NE
Renal and urinary disorders		Male	265	53.5	0	0.0	269	54.0	0	0.0	NE			NE	NE	NE		NE	NE	NE	NE		NE	NE	NE	NE	NE	NE		NE	NE	NE
Renal and urinary disorders		Female	230	46.5	1	0.4	229	46.0	0	0.0		*	Quasi-complete separation of data points detected.				*	WARNING: Negative of Hessian not positive definite.			NE		Algorithm converged.	NE	NE	NE		NE		Algorithm converged.	NE	NE
Renal and urinary disorders	Acute kidney injury	Male	265	53.5	0	0.0	269	54.0	0	0.0	NE			NE	NE	NE		NE	NE	NE	NE		NE	NE	NE	NE	NE	NE		NE	NE	NE
Renal and urinary disorders	Acute kidney injury	Female	230	46.5	1	0.4	229	46.0	0	0.0		*	Quasi-complete separation of data points detected.				*	WARNING: Negative of Hessian not positive definite.			NE		Algorithm converged.	NE	NE	NE		NE		Algorithm converged.	NE	NE
Respiratory, thoracic and mediastinal disorders		Male	265	53.5	0	0.0	269	54.0	0	0.0	NE			NE	NE	NE		NE	NE	NE	NE		NE	NE	NE	NE	NE	NE		NE	NE	NE
Respiratory, thoracic and mediastinal disorders		Female	230	46.5	1	0.4	229	46.0	0	0.0		*	Quasi-complete separation of data points detected.				*	WARNING: Negative of Hessian not positive definite.			NE		Algorithm converged.	NE	NE	NE		NE		Algorithm converged.	NE	NE
Respiratory, thoracic and mediastinal disorders	Respiratory failure	Male	265	53.5	0	0.0	269	54.0	0	0.0	NE			NE	NE	NE		NE	NE	NE	NE		NE	NE	NE	NE	NE	NE		NE	NE	NE
Respiratory, thoracic and mediastinal disorders	Respiratory failure	Female	230	46.5	1	0.4	229	46.0	0	0.0		*	Quasi-complete separation of data points detected.				*	WARNING: Negative of Hessian not positive definite.			NE		Algorithm converged.	NE	NE	NE		NE		Algorithm converged.	NE	NE

Includes treatment-emergent AEs during AE reporting period only, which is defined as new or worsening AE from the first dose of any study drug through 90 days after the last dose of any study drug or prior to NALT, whichever is earlier.
Only AEs of highest severity are counted.
Test for interaction based on RR (Log-binomial regression)
* indicates convergence problem. Result is uninterpretable.
Clinical cut-off: 15JUN2022

Program: root/clinical_studies/RO5541077/CDPT7884/GO39942/data_analysis/ACE_FINAL_OS/prod/program/t_ae_raw_soc.sas
Output: root/clinical_studies/RO5541077/CDPT7884/GO39942/data_analysis/ACE_FINAL_OS/prod/output/t_ae_raw_soc_sg2_WGR5AE_SE_POOLED_15JUN2022_39942.xls
08FEB2023 18:43

POPULATION: Global and China Extension Population, Safety-Evaluable Population
ENDPOINT: Any SAEs
MODEL: Unstratified analysis
STUDY: GO39942
Dichotomous Analysis by Subgroups (Safety)

All

			Polatuzumab Vedotin + R-CHP (N=495)				R-CHOP (N=498)				Polatuzumab Vedotin + R-CHP vs. R-CHOP																	R-CHOP vs. Polatuzumab Vedotin + R-CHP				
			Patients		Patients with Event		Patients		Patients with Event		Odds Ratio					Absolute Risk Difference					Relative Risk							Relative Risk				
MedDRA System Organ Class	MedDRA Preferred Term	Level	n	%	n	%	n	%	n	%	Odds Ratio		Convergence Reason	95% Lower CL	95% Upper CL	Absolute Risk		Convergence Reason	95% Lower CL	95% Upper CL	Relative Risk		Convergence Reason	95% Lower CL	95% Upper CL	p-value (Wald)	Interaction Test p-value (likelihood ratio)	Relative Risk		Convergence Reason	95% Lower CL	95% Upper CL
Blood and lymphatic system disorders		n/a	495	100.0	58	11.7	498	100.0	45	9.0	1.34		Convergence criterion (GCONV=1E-8) satisfied.	0.89	2.02	0.027		Algorithm converged.	-0.011	0.065	1.30		Algorithm converged.	0.90	1.88	0.1675	NE	0.77		Algorithm converged.	0.53	1.12
Blood and lymphatic system disorders	Agranulocytosis	n/a	495	100.0	0	0.0	498	100.0	1	0.2		*	Quasi-complete separation of data points detected.				*	WARNING: Negative of Hessian not positive definite.			0.00		Algorithm converged.	0.00	NE	0.9999	NE	>999.99		Algorithm converged.	0.00	NE
Blood and lymphatic system disorders	Anaemia	n/a	495	100.0	5	1.0	498	100.0	8	1.6	0.63		Convergence criterion (GCONV=1E-8) satisfied.	0.20	1.92	-0.006		Algorithm converged.	-0.020	0.008	0.63		Algorithm converged.	0.21	1.91	0.4128	NE	1.59		Algorithm converged.	0.52	4.83
Blood and lymphatic system disorders	Febrile bone marrow aplasia	n/a	495	100.0	1	0.2	498	100.0	1	0.2	1.01		Convergence criterion (GCONV=1E-8) satisfied.	0.06	16.13	0.000		Algorithm converged.	-0.006	0.006	1.01		Algorithm converged.	0.06	16.04	0.9966	NE	0.99		Algorithm converged.	0.06	15.85
Blood and lymphatic system disorders	Febrile neutropenia	n/a	495	100.0	47	9.5	498	100.0	31	6.2	1.58		Convergence criterion (GCONV=1E-8) satisfied.	0.99	2.53	0.033		Algorithm converged.	-0.001	0.066	1.53		Algorithm converged.	0.99	2.36	0.0578	NE	0.66		Algorithm converged.	0.42	1.01
Blood and lymphatic system disorders	Leukopenia	n/a	495	100.0	0	0.0	498	100.0	2	0.4		*	Quasi-complete separation of data points detected.				*	WARNING: Negative of Hessian not positive definite.			0.00		Algorithm converged.	0.00	NE	0.9999	NE	>999.99		Algorithm converged.	0.00	NE
Blood and lymphatic system disorders	Myelosuppression	n/a	495	100.0	4	0.8	498	100.0	0	0.0		*	Quasi-complete separation of data points detected.				*	ERROR: The mean parameter is either invalid or at a limit of its range for some observations.			NE		Algorithm converged.	NE	NE	NE	NE	NE		Algorithm converged.	NE	NE
Blood and lymphatic system disorders	Neutropenia	n/a	495	100.0	4	0.8	498	100.0	6	1.2	0.67		Convergence criterion (GCONV=1E-8) satisfied.	0.19	2.38	-0.004		Algorithm converged.	-0.016	0.008	0.67		Algorithm converged.	0.19	2.36	0.5341	NE	1.49		Algorithm converged.	0.42	5.25
Blood and lymphatic system disorders	Thrombocytopenia	n/a	495	100.0	1	0.2	498	100.0	1	0.2	1.01		Convergence criterion (GCONV=1E-8) satisfied.	0.06	16.13	0.000		Algorithm converged.	-0.006	0.006	1.01		Algorithm converged.	0.06	16.04	0.9966	NE	0.99		Algorithm converged.	0.06	15.85
Cardiac disorders		n/a	495	100.0	4	0.8	498	100.0	10	2.0	0.40		Convergence criterion (GCONV=1E-8) satisfied.	0.12	1.28	-0.012		Algorithm converged.	-0.027	0.003	0.40		Algorithm converged.	0.13	1.27	0.1217	NE	2.48		Algorithm converged.	0.78	7.87
Cardiac disorders	Atrial fibrillation	n/a	495	100.0	1	0.2	498	100.0	3	0.6	0.33		Convergence criterion (GCONV=1E-8) satisfied.	0.03	3.22	-0.004		Algorithm converged.	-0.012	0.004	0.34		Algorithm converged.	0.04	3.21	0.3433	NE	2.98		Algorithm converged.	0.31	28.57
Cardiac disorders	Atrial flutter	n/a	495	100.0	1	0.2	498	100.0	1	0.2	1.01		Convergence criterion (GCONV=1E-8) satisfied.	0.06	16.13	0.000		Algorithm converged.	-0.006	0.006	1.01		Algorithm converged.	0.06	16.04	0.9966	NE	0.99		Algorithm converged.	0.06	15.85
Cardiac disorders	Atrioventricular block complete	n/a	495	100.0	0	0.0	498	100.0	1	0.2		*	Quasi-complete separation of data points detected.				*	WARNING: Negative of Hessian not positive definite.			0.00		Algorithm converged.	0.00	NE	0.9999	NE	>999.99		Algorithm converged.	0.00	NE
Cardiac disorders	Cardiac failure congestive	n/a	495	100.0	0	0.0	498	100.0	2	0.4		*	Quasi-complete separation of data points detected.				*	WARNING: Negative of Hessian not positive definite.			0.00		Algorithm converged.	0.00	NE	0.9999	NE	>999.99		Algorithm converged.	0.00	NE
Cardiac disorders	Left ventricular dysfunction	n/a	495	100.0	0	0.0	498	100.0	1	0.2		*	Quasi-complete separation of data points detected.				*	WARNING: Negative of Hessian not positive definite.			0.00		Algorithm converged.	0.00	NE	0.9999	NE	>999.99		Algorithm converged.	0.00	NE
Cardiac disorders	Myocardial infarction	n/a	495	100.0	1	0.2	498	100.0	0	0.0		*	Quasi-complete separation of data points detected.				*	WARNING: Negative of Hessian not positive definite.			NE		Algorithm converged.	NE	NE	NE	NE	NE		Algorithm converged.	NE	NE
Cardiac disorders	Sinus bradycardia	n/a	495	100.0	0	0.0	498	100.0	1	0.2		*	Quasi-complete separation of data points detected.				*	WARNING: Negative of Hessian not positive definite.			0.00		Algorithm converged.	0.00	NE	0.9999	NE	>999.99		Algorithm converged.	0.00	NE
Cardiac disorders	Sinus tachycardia	n/a	495	100.0	1	0.2	498	100.0	0	0.0		*	Quasi-complete separation of data points detected.				*	WARNING: Negative of Hessian not positive definite.			NE		Algorithm converged.	NE	NE	NE	NE	NE		Algorithm converged.	NE	NE
Cardiac disorders	Tachycardia	n/a	495	100.0	0	0.0	498	100.0	3	0.6		*	Quasi-complete separation of data points detected.				*	WARNING: Negative of Hessian not positive definite.			0.00		Algorithm converged.	0.00	NE	0.9999	NE	>999.99		Algorithm converged.	0.00	NE
Eye disorders		n/a	495	100.0	1	0.2	498	100.0	0	0.0		*	Quasi-complete separation of data points detected.				*	WARNING: Negative of Hessian not positive definite.			NE		Algorithm converged.	NE	NE	NE	NE	NE		Algorithm converged.	NE	NE
Eye disorders	Rhegmatogenous retinal detachment	n/a	495	100.0	1	0.2	498	100.0	0	0.0		*	Quasi-complete separation of data points detected.				*	WARNING: Negative of Hessian not positive definite.			NE		Algorithm converged.	NE	NE	NE	NE	NE		Algorithm converged.	NE	NE
Gastrointestinal disorders		n/a	495	100.0	31	6.3	498	100.0	27	5.4	1.17		Convergence criterion (GCONV=1E-8) satisfied.	0.68	1.98	0.008		Algorithm converged.	-0.021	0.038	1.16		Algorithm converged.	0.70	1.91	0.5725	NE	0.87		Algorithm converged.	0.52	1.43
Gastrointestinal disorders	Abdominal distension	n/a	495	100.0	0	0.0	498	100.0	1	0.2		*	Quasi-complete separation of data points detected.				*	WARNING: Negative of Hessian not positive definite.			0.00		Algorithm converged.	0.00	NE	0.9999	NE	>999.99		Algorithm converged.	0.00	NE
Gastrointestinal disorders	Abdominal pain	n/a	495	100.0	2	0.4	498	100.0	3	0.6	0.67		Convergence criterion (GCONV=1E-8) satisfied.	0.11	4.02	-0.002		Algorithm converged.	-0.011	0.007	0.67		Algorithm converged.	0.11	4.00	0.6609	NE	1.49		Algorithm converged.	0.25	8.88
Gastrointestinal disorders	Anal fistula	n/a	495	100.0	1	0.2	498	100.0	1	0.2	1.01		Convergence criterion (GCONV=1E-8) satisfied.	0.06	16.13	0.000		Algorithm converged.	-0.006	0.006	1.01		Algorithm converged.	0.06	16.04	0.9966	NE	0.99		Algorithm converged.	0.06	15.85
Gastrointestinal disorders	Anal stenosis	n/a	495	100.0	0	0.0	498	100.0	1	0.2		*	Quasi-complete separation of data points detected.				*	WARNING: Negative of Hessian not positive definite.			0.00		Algorithm converged.	0.00	NE	0.9999	NE	>999.99		Algorithm converged.	0.00	NE
Gastrointestinal disorders	Colitis	n/a	495	100.0	1	0.2	498	100.0	1	0.2	1.01		Convergence criterion (GCONV=1E-8) satisfied.	0.06	16.13	0.000		Algorithm converged.	-0.006	0.006	1.01		Algorithm converged.	0.06	16.04	0.9966	NE	0.99		Algorithm converged.	0.06	15.85
Gastrointestinal disorders	Constipation	n/a	495	100.0	1	0.2	498	100.0	1	0.2	1.01		Convergence criterion (GCONV=1E-8) satisfied.	0.06	16.13	0.000		Algorithm converged.	-0.006	0.006	1.01		Algorithm converged.	0.06	16.04	0.9966	NE	0.99		Algorithm converged.	0.06	15.85
Gastrointestinal disorders	Diarrhoea	n/a	495	100.0	10	2.0	498	100.0	2	0.4	5.11		Convergence criterion (GCONV=1E-8) satisfied.	1.11	23.46	0.016		Algorithm converged.	0.003	0.030	5.03		Algorithm converged.	1.11	22.84	0.0364	NE	0.20		Algorithm converged.	0.04	0.90
Gastrointestinal disorders	Epigastric discomfort	n/a	495	100.0	1	0.2	498	100.0	0	0.0		*	Quasi-complete separation of data points detected.				*	WARNING: Negative of Hessian not positive definite.			NE		Algorithm converged.	NE	NE	NE	NE	NE		Algorithm converged.	NE	NE
Gastrointestinal disorders	Faeces discoloured	n/a	495	100.0	1	0.2	498	100.0	0	0.0		*	Quasi-complete separation of data points detected.				*	WARNING: Negative of Hessian not positive definite.			NE		Algorithm converged.	NE	NE	NE	NE	NE		Algorithm converged.	NE	NE
Gastrointestinal disorders	Gastric ulcer	n/a	495	100.0	1	0.2	498	100.0	0	0.0		*	Quasi-complete separation of data points detected.				*	WARNING: Negative of Hessian not positive definite.			NE		Algorithm converged.	NE	NE	NE	NE	NE		Algorithm converged.	NE	NE
Gastrointestinal disorders	Gastrointestinal haemorrhage	n/a	495	100.0	2	0.4	498	100.0	3	0.6	0.67		Convergence criterion (GCONV=1E-8) satisfied.	0.11	4.02	-0.002		Algorithm converged.	-0.011	0.007	0.67		Algorithm converged.	0.11	4.00	0.6609	NE	1.49		Algorithm converged.	0.25	8.88
Gastrointestinal disorders	Haemorrhoidal haemorrhage	n/a	495	100.0	1	0.2	498	100.0	0	0.0		*	Quasi-complete separation of data points detected.				*	WARNING: Negative of Hessian not positive definite.			NE		Algorithm converged.	NE	NE	NE	NE	NE		Algorithm converged.	NE	NE
Gastrointestinal disorders	Ileus	n/a	495	100.0	1	0.2	498	100.0	2	0.4	0.50		Convergence criterion (GCONV=1E-8) satisfied.	0.05	5.55	-0.002		Algorithm converged.	-0.009	0.005	0.50		Algorithm converged.	0.05	5.53	0.5743	NE	1.99		Algorithm converged.	0.18	21.85
Gastrointestinal disorders	Impaired gastric emptying	n/a	495	100.0	0	0.0	498	100.0	1	0.2		*	Quasi-complete separation of data points detected.				*	WARNING: Negative of Hessian not positive definite.			0.00		Algorithm converged.	0.00	NE	0.9999	NE	>999.99		Algorithm converged.	0.00	NE
Gastrointestinal disorders	Intestinal obstruction	n/a	495	100.0	1	0.2	498	100.0	1	0.2	1.01		Convergence criterion (GCONV=1E-8) satisfied.	0.06	16.13	0.000		Algorithm converged.	-0.006	0.006	1.01		Algorithm converged.	0.06	16.04	0.9966	NE	0.99		Algorithm converged.	0.06	15.85
Gastrointestinal disorders	Intestinal perforation	n/a	495	100.0	3	0.6	498	100.0	1	0.2	3.03		Convergence criterion (GCONV=1E-8) satisfied.	0.31	29.23	0.004		Algorithm converged.	-0.004	0.012	3.02		Algorithm converged.	0.32	28.92	0.3380	NE	0.33		Algorithm converged.	0.03	3.17
Gastrointestinal disorders	Intra-abdominal haemorrhage	n/a	495	100.0	0	0.0	498	100.0	1	0.2		*	Quasi-complete separation of data points detected.				*	WARNING: Negative of Hessian not positive definite.			0.00		Algorithm converged.	0.00	NE	0.9999	NE	>999.99		Algorithm converged.	0.00	NE
Gastrointestinal disorders	Nausea	n/a	495	100.0	4	0.8	498	100.0	2	0.4	2.02		Convergence criterion (GCONV=1E-8) satisfied.	0.37	11.08	0.004		Algorithm converged.	-0.006	0.014	2.01		Algorithm converged.	0.37	10.94	0.4182	NE	0.50		Algorithm converged.	0.09	2.70
Gastrointestinal disorders	Necrotising colitis	n/a	495	100.0	1	0.2	498	100.0	0	0.0		*	Quasi-complete separation of data points detected.				*	WARNING: Negative of Hessian not positive definite.			NE		Algorithm converged.	NE	NE	NE	NE	NE		Algorithm converged.	NE	NE
Gastrointestinal disorders	Neutropenic colitis	n/a	495	100.0	1	0.2	498	100.0	0	0.0		*	Quasi-complete separation of data points detected.				*	WARNING: Negative of Hessian not positive definite.			NE		Algorithm converged.	NE	NE	NE	NE	NE		Algorithm converged.	NE	NE
Gastrointestinal disorders	Obstruction gastric	n/a	495	100.0	0	0.0	498	100.0	1	0.2		*	Quasi-complete separation of data points detected.				*	WARNING: Negative of Hessian not positive definite.			0.00		Algorithm converged.	0.00	NE	0.9999	NE	>999.99		Algorithm converged.	0.00	NE
Gastrointestinal disorders	Pancreatitis	n/a	495	100.0	1	0.2	498	100.0	1	0.2	1.01		Convergence criterion (GCONV=1E-8) satisfied.	0.06	16.13	0.000		Algorithm converged.	-0.006	0.006	1.01		Algorithm converged.	0.06	16.04	0.9966	NE	0.99		Algorithm converged.	0.06	15.85
Gastrointestinal disorders	Rectal haemorrhage	n/a	495	100.0	1	0.2	498	100.0	0	0.0		*	Quasi-complete separation of data points detected.				*	WARNING: Negative of Hessian not positive definite.			NE		Algorithm converged.	NE	NE	NE	NE	NE		Algorithm converged.	NE	NE
Gastrointestinal disorders	Small intestinal obstruction	n/a	495	100.0	0	0.0	498	100.0	5	1.0		*	Quasi-complete separation of data points detected.				*	WARNING: Negative of Hessian not positive definite.			0.00		Algorithm converged.	0.00	NE	0.9999	NE	>999.99		Algorithm converged.	0.00	NE
Gastrointestinal disorders	Small intestinal perforation	n/a	495	100.0	0	0.0	498	100.0	1	0.2		*	Quasi-complete separation of data points detected.				*	WARNING: Negative of Hessian not positive definite.			0.00		Algorithm converged.	0.00	NE	0.9999	NE	>999.99		Algorithm converged.	0.00	NE
Gastrointestinal disorders	Stomatitis	n/a	495	100.0	2	0.4	498	100.0	1	0.2	2.02		Convergence criterion (GCONV=1E-8) satisfied.	0.18	22.31	0.002		Algorithm converged.	-0.005	0.009	2.01		Algorithm converged.	0.18	22.12	0.5676	NE	0.50		Algorithm converged.	0.05	5.46
Gastrointestinal disorders	Subileus	n/a	495	100.0	1	0.2	498	100.0	1	0.2	1.01		Convergence criterion (GCONV=1E-8) satisfied.	0.06	16.13	0.000		Algorithm converged.	-0.006	0.006	1.01		Algorithm converged.	0.06	16.04	0.9966	NE	0.99		Algorithm converged.	0.06	15.85
Gastrointestinal disorders	Upper gastrointestinal haemorrhage	n/a	495	100.0	1	0.2	498	100.0	0	0.0		*	Quasi-complete separation of data points detected.				*	WARNING: Negative of Hessian not positive definite.			NE		Algorithm converged.	NE	NE	NE	NE	NE		Algorithm converged.	NE	NE
Gastrointestinal disorders	Vomiting	n/a	495	100.0	5	1.0	498	100.0	2	0.4	2.53		Convergence criterion (GCONV=1E-8) satisfied.	0.49	13.10	0.006		Algorithm converged.	-0.004	0.016	2.52		Algorithm converged.	0.49	12.90	0.2689	NE	0.40		Algorithm converged.	0.08	2.04
General disorders and administration site conditions		n/a	495	100.0	28	5.7	498	100.0	24	4.8	1.18		Convergence criterion (GCONV=1E-8) satisfied.	0.68	2.07	0.008		Algorithm converged.	-0.019	0.036	1.17		Algorithm converged.	0.69	2.00	0.5542	NE	0.85		Algorithm converged.	0.50	1.45
General disorders and administration site conditions	Administration site extravasation	n/a	495	100.0	1	0.2	498	100.0	0	0.0		*	Quasi-complete separation of data points detected.				*	WARNING: Negative of Hessian not positive definite.			NE		Algorithm converged.	NE	NE	NE	NE	NE		Algorithm converged.	NE	NE
General disorders and administration site conditions	Asthenia	n/a	495	100.0	2	0.4	498	100.0	1	0.2	2.02		Convergence criterion (GCONV=1E-8) satisfied.	0.18	22.31	0.002		Algorithm converged.	-0.005	0.009	2.01		Algorithm converged.	0.18	22.12	0.5676	NE	0.50		Algorithm converged.	0.05	5.46
General disorders and administration site conditions	Cardiac death	n/a	495	100.0	1	0.2	498	100.0	0	0.0		*	Quasi-complete separation of data points detected.				*	WARNING: Negative of Hessian not positive definite.			NE		Algorithm converged.	NE	NE	NE	NE	NE		Algorithm converged.	NE	NE
General disorders and administration site conditions	Catheter site haemorrhage	n/a	495	100.0	0	0.0	498	100.0	1	0.2		*	Quasi-complete separation of data points detected.				*	WARNING: Negative of Hessian not positive definite.			0.00		Algorithm converged.	0.00	NE	0.9999	NE	>999.99		Algorithm converged.	0.00	NE
General disorders and administration site conditions	Chest pain	n/a	495	100.0	1	0.2	498	100.0	1	0.2	1.01		Convergence criterion (GCONV=1E-8) satisfied.	0.06	16.13	0.000		Algorithm converged.	-0.006	0.006	1.01		Algorithm converged.	0.06	16.04	0.9966	NE	0.99		Algorithm converged.	0.06	15.85
General disorders and administration site conditions	Chills	n/a	495	100.0	1	0.2	498	100.0	0	0.0		*	Quasi-complete separation of data points detected.				*	WARNING: Negative of Hessian not positive definite.			NE		Algorithm converged.	NE	NE	NE	NE	NE		Algorithm converged.	NE	NE
General disorders and administration site conditions	Death	n/a	495	100.0	4	0.8	498	100.0	1	0.2	4.05		Convergence criterion (GCONV=1E-8) satisfied.	0.45	36.35	0.006		Algorithm converged.	-0.003	0.015	4.02		Algorithm converged.	0.45	35.88	0.2123	NE	0.25		Algorithm converged.	0.03	2.22
General disorders and administration site conditions	Fatigue	n/a	495	100.0	1	0.2	498	100.0	2	0.4	0.50		Convergence criterion (GCONV=1E-8) satisfied.	0.05	5.55	-0.002		Algorithm converged.	-0.009	0.005	0.50		Algorithm converged.	0.05	5.53	0.5743	NE	1.99		Algorithm converged.	0.18	21.85
General disorders and administration site conditions	General physical health deterioration	n/a	495	100.0	2	0.4	498	100.0	1	0.2	2.02		Convergence criterion (GCONV=1E-8) satisfied.	0.18	22.31	0.002		Algorithm converged.	-0.005	0.009	2.01		Algorithm converged.	0.18	22.12	0.5676	NE	0.50		Algorithm converged.	0.05	5.46
General disorders and administration site conditions	Hypothermia	n/a	495	100.0	1	0.2	498	100.0	0	0.0		*	Quasi-complete separation of data points detected.				*	WARNING: Negative of Hessian not positive definite.			NE		Algorithm converged.	NE	NE	NE	NE	NE		Algorithm converged.	NE	NE
General disorders and administration site conditions	Ill-defined disorder	n/a	495	100.0	0	0.0	498	100.0	1	0.2		*	Quasi-complete separation of data points detected.				*	WARNING: Negative of Hessian not positive definite.			0.00		Algorithm converged.	0.00	NE	0.9999	NE	>999.99		Algorithm converged.	0.00	NE
General disorders and administration site conditions	Infusion site extravasation	n/a	495	100.0	1	0.2	498	100.0	0	0.0		*	Quasi-complete separation of data points detected.				*	WARNING: Negative of Hessian not positive definite.			NE		Algorithm converged.	NE	NE	NE	NE	NE		Algorithm converged.	NE	NE
General disorders and administration site conditions	Malaise	n/a	495	100.0	1	0.2	498	100.0	2	0.4	0.50		Convergence criterion (GCONV=1E-8) satisfied.	0.05	5.55	-0.002		Algorithm converged.	-0.009	0.005	0.50		Algorithm converged.	0.05	5.53	0.5743	NE	1.99		Algorithm converged.	0.18	21.85
General disorders and administration site conditions	Mucosal inflammation	n/a	495	100.0	2	0.4	498	100.0	0	0.0		*	Quasi-complete separation of data points detected.				*	ERROR: The mean parameter is either invalid or at a limit of its range for some observations.			NE		Algorithm converged.	NE	NE	NE	NE	NE		Algorithm converged.	NE	NE
General disorders and administration site conditions	Multiple organ dysfunction syndrome	n/a	495	100.0	0	0.0	498	100.0	1	0.2		*	Quasi-complete separation of data points detected.				*	WARNING: Negative of Hessian not positive definite.			0.00		Algorithm converged.	0.00	NE	0.9999	NE	>999.99		Algorithm converged.	0.00	NE
General disorders and administration site conditions	Non-cardiac chest pain	n/a	495	100.0	1	0.2	498	100.0	1	0.2	1.01		Convergence criterion (GCONV=1E-8) satisfied.	0.06	16.13	0.000		Algorithm converged.	-0.006	0.006	1.01		Algorithm converged.	0.06	16.04	0.9966	NE	0.99		Algorithm converged.	0.06	15.85
General disorders and administration site conditions	Oedema peripheral	n/a	495	100.0	1	0.2	498	100.0	0	0.0		*	Quasi-complete separation of data points detected.				*	WARNING: Negative of Hessian not positive definite.			NE		Algorithm converged.	NE	NE	NE	NE	NE		Algorithm converged.	NE	NE
General disorders and administration site conditions	Pyrexia	n/a	495	100.0	9	1.8	498	100.0	12	2.4	0.75		Convergence criterion (GCONV=1E-8) satisfied.	0.31	1.80	-0.006		Algorithm converged.	-0.024	0.012	0.75		Algorithm converged.	0.32	1.77	0.5187	NE	1.33		Algorithm converged.	0.56	3.12
General disorders and administration site conditions	Ulcer	n/a	495	100.0	1	0.2	498	100.0	0	0.0		*	Quasi-complete separation of data points detected.				*	WARNING: Negative of Hessian not positive definite.			NE		Algorithm converged.	NE	NE	NE	NE	NE		Algorithm converged.	NE	NE
General disorders and administration site conditions	Vascular stent thrombosis	n/a	495	100.0	0	0.0	498	100.0	1	0.2		*	Quasi-complete separation of data points detected.				*	WARNING: Negative of Hessian not positive definite.			0.00		Algorithm converged.	0.00	NE	0.9999	NE	>999.99		Algorithm converged.	0.00	NE
Hepatobiliary disorders		n/a	495	100.0	3	0.6	498	100.0	3	0.6	1.01		Convergence criterion (GCONV=1E-8) satisfied.	0.20	5.01	0.000		Algorithm converged.	-0.010	0.010	1.01		Algorithm converged.	0.20	4.96	0.9941	NE	0.99		Algorithm converged.	0.20	4.90
Hepatobiliary disorders	Bile duct stenosis	n/a	495	100.0	0	0.0	498	100.0	1	0.2		*	Quasi-complete separation of data points detected.				*	WARNING: Negative of Hessian not positive definite.			0.00		Algorithm converged.	0.00	NE	0.9999	NE	>999.99		Algorithm converged.	0.00	NE
Hepatobiliary disorders	Bile duct stone	n/a	495	100.0	1	0.2	498	100.0	0	0.0		*	Quasi-complete separation of data points detected.				*	WARNING: Negative of Hessian not positive definite.			NE		Algorithm converged.	NE	NE	NE	NE	NE		Algorithm converged.	NE	NE
Hepatobiliary disorders	Biliary obstruction	n/a	495	100.0	1	0.2	498	100.0	0	0.0		*	Quasi-complete separation of data points detected.				*	WARNING: Negative of Hessian not positive definite.			NE		Algorithm converged.	NE	NE	NE	NE	NE		Algorithm converged.	NE	NE
Hepatobiliary disorders	Cholangitis	n/a	495	100.0	1	0.2	498	100.0	1	0.2	1.01		Convergence criterion (GCONV=1E-8) satisfied.	0.06	16.13	0.000		Algorithm converged.	-0.006	0.006	1.01		Algorithm converged.	0.06	16.04	0.9966	NE	0.99		Algorithm converged.	0.06	15.85
Hepatobiliary disorders	Cholecystitis acute	n/a	495	100.0	1	0.2	498	100.0	0	0.0		*	Quasi-complete separation of data points detected.				*	WARNING: Negative of Hessian not positive definite.			NE		Algorithm converged.	NE	NE	NE	NE	NE		Algorithm converged.	NE	NE
Hepatobiliary disorders	Cholestasis	n/a	495	100.0	1	0.2	498	100.0	0	0.0		*	Quasi-complete separation of data points detected.				*	WARNING: Negative of Hessian not positive definite.			NE		Algorithm converged.	NE	NE	NE	NE	NE		Algorithm converged.	NE	NE
Hepatobiliary disorders	Liver injury	n/a	495	100.0	0	0.0	498	100.0	1	0.2		*	Quasi-complete separation of data points detected.				*	WARNING: Negative of Hessian not positive definite.			0.00		Algorithm converged.	0.00	NE	0.9999	NE	>999.99		Algorithm converged.	0.00	NE
Infections and infestations		n/a	495	100.0	70	14.1	498	100.0	53	10.6	1.38		Convergence criterion (GCONV=1E-8) satisfied.	0.94	2.02	0.035		Algorithm converged.	-0.006	0.076	1.33		Algorithm converged.	0.95	1.86	0.0958	NE	0.75		Algorithm converged.	0.54	1.05
Infections and infestations	Abdominal infection	n/a	495	100.0	0	0.0	498	100.0	1	0.2		*	Quasi-complete separation of data points detected.				*	WARNING: Negative of Hessian not positive definite.			0.00		Algorithm converged.	0.00	NE	0.9999	NE	>999.99		Algorithm converged.	0.00	NE
Infections and infestations	Actinomycotic abdominal infection	n/a	495	100.0	0	0.0	498	100.0	1	0.2		*	Quasi-complete separation of data points detected.				*	WARNING: Negative of Hessian not positive definite.			0.00		Algorithm converged.	0.00	NE	0.9999	NE	>999.99		Algorithm converged.	0.00	NE
Infections and infestations	Appendicitis	n/a	495	100.0	1	0.2	498	100.0	0	0.0		*	Quasi-complete separation of data points detected.				*	WARNING: Negative of Hessian not positive definite.			NE		Algorithm converged.	NE	NE	NE	NE	NE		Algorithm converged.	NE	NE
Infections and infestations	Aspergillus infection	n/a	495	100.0	1	0.2	498	100.0	0	0.0		*	Quasi-complete separation of data points detected.				*	WARNING: Negative of Hessian not positive definite.			NE		Algorithm converged.	NE	NE	NE	NE	NE		Algorithm converged.	NE	NE
Infections and infestations	Atypical pneumonia	n/a	495	100.0	1	0.2	498	100.0	1	0.2	1.01		Convergence criterion (GCONV=1E-8) satisfied.	0.06	16.13	0.000		Algorithm converged.	-0.006	0.006	1.01		Algorithm converged.	0.06	16.04	0.9966	NE	0.99		Algorithm converged.	0.06	15.85
Infections and infestations	Bacteraemia	n/a	495	100.0	4	0.8	498	100.0	0	0.0		*	Quasi-complete separation of data points detected.				*	ERROR: The mean parameter is either invalid or at a limit of its range for some observations.			NE		Algorithm converged.	NE	NE	NE	NE	NE		Algorithm converged.	NE	NE
Infections and infestations	Bronchitis	n/a	495	100.0	1	0.2	498	100.0	0	0.0		*	Quasi-complete separation of data points detected.				*	WARNING: Negative of Hessian not positive definite.			NE		Algorithm converged.	NE	NE	NE	NE	NE		Algorithm converged.	NE	NE
Infections and infestations	Bronchopulmonary aspergillosis	n/a	495	100.0	1	0.2	498	100.0	0	0.0		*	Quasi-complete separation of data points detected.				*	WARNING: Negative of Hessian not positive definite.			NE		Algorithm converged.	NE	NE	NE	NE	NE		Algorithm converged.	NE	NE
Infections and infestations	Campylobacter gastroenteritis	n/a	495	100.0	1	0.2	498	100.0	0	0.0		*	Quasi-complete separation of data points detected.				*	WARNING: Negative of Hessian not positive definite.			NE		Algorithm converged.	NE	NE	NE	NE	NE		Algorithm converged.	NE	NE
Infections and infestations	Cellulitis	n/a	495	100.0	3	0.6	498	100.0	1	0.2	3.03		Convergence criterion (GCONV=1E-8) satisfied.	0.31	29.23	0.004		Algorithm converged.	-0.004	0.012	3.02		Algorithm converged.	0.32	28.92	0.3380	NE	0.33		Algorithm converged.	0.03	3.17
Infections and infestations	Clostridium difficile colitis	n/a	495	100.0	2	0.4	498	100.0	0	0.0		*	Quasi-complete separation of data points detected.				*	WARNING: Negative of Hessian not positive definite.			NE		Algorithm converged.	NE	NE	NE	NE	NE		Algorithm converged.	NE	NE
Infections and infestations	Clostridium difficile infection	n/a	495	100.0	1	0.2	498	100.0	0	0.0		*	Quasi-complete separation of data points detected.				*	WARNING: Negative of Hessian not positive definite.			NE		Algorithm converged.	NE	NE	NE	NE	NE		Algorithm converged.	NE	NE
Infections and infestations	Coronavirus infection	n/a	495	100.0	0	0.0	498	100.0	1	0.2		*	Quasi-complete separation of data points detected.				*	WARNING: Negative of Hessian not positive definite.			0.00		Algorithm converged.	0.00	NE	0.9999	NE	>999.99		Algorithm converged.	0.00	NE
Infections and infestations	Cytomegalovirus enteritis	n/a	495	100.0	1	0.2	498	100.0	0	0.0		*	Quasi-complete separation of data points detected.				*	WARNING: Negative of Hessian not positive definite.			NE		Algorithm converged.	NE	NE	NE	NE	NE		Algorithm converged.	NE	NE
Infections and infestations	Cytomegalovirus infection	n/a	495	100.0	1	0.2	498	100.0	1	0.2	1.01		Convergence criterion (GCONV=1E-8) satisfied.	0.06	16.13	0.000		Algorithm converged.	-0.006	0.006	1.01		Algorithm converged.	0.06	16.04	0.9966	NE	0.99		Algorithm converged.	0.06	15.85
Infections and infestations	Device related infection	n/a	495	100.0	2	0.4	498	100.0	0	0.0		*	Quasi-complete separation of data points detected.				*	ERROR: Error in computing the link function, its derivatives, or the variance function.			NE		Algorithm converged.	NE	NE	NE	NE	NE		Algorithm converged.	NE	NE
Infections and infestations	Device related sepsis	n/a	495	100.0	1	0.2	498	100.0	0	0.0		*	Quasi-complete separation of data points detected.				*	WARNING: Negative of Hessian not positive definite.			NE		Algorithm converged.	NE	NE	NE	NE	NE		Algorithm converged.	NE	NE
Infections and infestations	Diarrhoea infectious	n/a	495	100.0	0	0.0	498	100.0	1	0.2		*	Quasi-complete separation of data points detected.				*	WARNING: Negative of Hessian not positive definite.			0.00		Algorithm converged.	0.00	NE	0.9999	NE	>999.99		Algorithm converged.	0.00	NE

Infections and infestations	Enterobacter infection	n/a	495	100.0	0	0.0	498	100.0	1	0.2		*	Quasi-complete separation of data points detected.				*	WARNING: Negative of Hessian not positive definite.			0.00		Algorithm converged.	0.00	NE	0.9999	NE	>999.99		Algorithm converged.	0.00	NE
Infections and infestations	Enterocolitis infectious	n/a	495	100.0	1	0.2	498	100.0	0	0.0		*	Quasi-complete separation of data points detected.				*	WARNING: Negative of Hessian not positive definite.			NE		Algorithm converged.	NE	NE	NE	NE	NE		Algorithm converged.	NE	NE
Infections and infestations	Erysipelas	n/a	495	100.0	1	0.2	498	100.0	0	0.0		*	Quasi-complete separation of data points detected.				*	WARNING: Negative of Hessian not positive definite.			NE		Algorithm converged.	NE	NE	NE	NE	NE		Algorithm converged.	NE	NE
Infections and infestations	Escherichia bacteraemia	n/a	495	100.0	1	0.2	498	100.0	1	0.2	1.01		Convergence criterion (GCONV=1E-8) satisfied.	0.06	16.13	0.000		Algorithm converged.	-0.006	0.006	1.01		Algorithm converged.	0.06	16.04	0.9966	NE	0.99		Algorithm converged.	0.06	15.85
Infections and infestations	Escherichia infection	n/a	495	100.0	1	0.2	498	100.0	0	0.0		*	Quasi-complete separation of data points detected.				*	WARNING: Negative of Hessian not positive definite.			NE		Algorithm converged.	NE	NE	NE	NE	NE		Algorithm converged.	NE	NE
Infections and infestations	Escherichia sepsis	n/a	495	100.0	0	0.0	498	100.0	2	0.4		*	Quasi-complete separation of data points detected.				*	WARNING: Negative of Hessian not positive definite.			0.00		Algorithm converged.	0.00	NE	0.9999	NE	>999.99		Algorithm converged.	0.00	NE
Infections and infestations	Fungal infection	n/a	495	100.0	0	0.0	498	100.0	1	0.2		*	Quasi-complete separation of data points detected.				*	WARNING: Negative of Hessian not positive definite.			0.00		Algorithm converged.	0.00	NE	0.9999	NE	>999.99		Algorithm converged.	0.00	NE
Infections and infestations	Gastroenteritis viral	n/a	495	100.0	1	0.2	498	100.0	0	0.0		*	Quasi-complete separation of data points detected.				*	WARNING: Negative of Hessian not positive definite.			NE		Algorithm converged.	NE	NE	NE	NE	NE		Algorithm converged.	NE	NE
Infections and infestations	Herpes simplex	n/a	495	100.0	0	0.0	498	100.0	1	0.2		*	Quasi-complete separation of data points detected.				*	WARNING: Negative of Hessian not positive definite.			0.00		Algorithm converged.	0.00	NE	0.9999	NE	>999.99		Algorithm converged.	0.00	NE
Infections and infestations	Herpes zoster	n/a	495	100.0	0	0.0	498	100.0	1	0.2		*	Quasi-complete separation of data points detected.				*	WARNING: Negative of Hessian not positive definite.			0.00		Algorithm converged.	0.00	NE	0.9999	NE	>999.99		Algorithm converged.	0.00	NE
Infections and infestations	Infection	n/a	495	100.0	4	0.8	498	100.0	1	0.2	4.05		Convergence criterion (GCONV=1E-8) satisfied.	0.45	36.35	0.006		Algorithm converged.	-0.003	0.015	4.02		Algorithm converged.	0.45	35.88	0.2123	NE	0.25		Algorithm converged.	0.03	2.22
Infections and infestations	Influenza	n/a	495	100.0	2	0.4	498	100.0	0	0.0		*	Quasi-complete separation of data points detected.				*	ERROR: Error in computing the link function, its derivatives, or the variance function.			NE		Algorithm converged.	NE	NE	NE	NE	NE		Algorithm converged.	NE	NE
Infections and infestations	Intervertebral discitis	n/a	495	100.0	0	0.0	498	100.0	1	0.2		*	Quasi-complete separation of data points detected.				*	WARNING: Negative of Hessian not positive definite.			0.00		Algorithm converged.	0.00	NE	0.9999	NE	>999.99		Algorithm converged.	0.00	NE
Infections and infestations	Klebsiella sepsis	n/a	495	100.0	0	0.0	498	100.0	1	0.2		*	Quasi-complete separation of data points detected.				*	WARNING: Negative of Hessian not positive definite.			0.00		Algorithm converged.	0.00	NE	0.9999	NE	>999.99		Algorithm converged.	0.00	NE
Infections and infestations	Mediastinitis	n/a	495	100.0	1	0.2	498	100.0	0	0.0		*	Quasi-complete separation of data points detected.				*	WARNING: Negative of Hessian not positive definite.			NE		Algorithm converged.	NE	NE	NE	NE	NE		Algorithm converged.	NE	NE
Infections and infestations	Neutropenic sepsis	n/a	495	100.0	2	0.4	498	100.0	1	0.2	2.02		Convergence criterion (GCONV=1E-8) satisfied.	0.18	22.31	0.002		Algorithm converged.	-0.005	0.009	2.01		Algorithm converged.	0.18	22.12	0.5676	NE	0.50		Algorithm converged.	0.05	5.46
Infections and infestations	Peritonitis	n/a	495	100.0	0	0.0	498	100.0	1	0.2		*	Quasi-complete separation of data points detected.				*	WARNING: Negative of Hessian not positive definite.			0.00		Algorithm converged.	0.00	NE	0.9999	NE	>999.99		Algorithm converged.	0.00	NE
Infections and infestations	Pneumocystis jirovecii pneumonia	n/a	495	100.0	2	0.4	498	100.0	1	0.2	2.02		Convergence criterion (GCONV=1E-8) satisfied.	0.18	22.31	0.002		Algorithm converged.	-0.005	0.009	2.01		Algorithm converged.	0.18	22.12	0.5676	NE	0.50		Algorithm converged.	0.05	5.46
Infections and infestations	Pneumonia	n/a	495	100.0	25	5.1	498	100.0	20	4.0	1.27		Convergence criterion (GCONV=1E-8) satisfied.	0.70	2.32	0.010		Algorithm converged.	-0.016	0.036	1.26		Algorithm converged.	0.71	2.23	0.4344	NE	0.80		Algorithm converged.	0.45	1.41
Infections and infestations	Pneumonia bacterial	n/a	495	100.0	1	0.2	498	100.0	0	0.0		*	Quasi-complete separation of data points detected.				*	WARNING: Negative of Hessian not positive definite.			NE		Algorithm converged.	NE	NE	NE	NE	NE		Algorithm converged.	NE	NE
Infections and infestations	Pneumonia pneumococcal	n/a	495	100.0	1	0.2	498	100.0	0	0.0		*	Quasi-complete separation of data points detected.				*	WARNING: Negative of Hessian not positive definite.			NE		Algorithm converged.	NE	NE	NE	NE	NE		Algorithm converged.	NE	NE
Infections and infestations	Prostate infection	n/a	495	100.0	0	0.0	498	100.0	1	0.2		*	Quasi-complete separation of data points detected.				*	WARNING: Negative of Hessian not positive definite.			0.00		Algorithm converged.	0.00	NE	0.9999	NE	>999.99		Algorithm converged.	0.00	NE
Infections and infestations	Respiratory tract infection	n/a	495	100.0	1	0.2	498	100.0	0	0.0		*	Quasi-complete separation of data points detected.				*	WARNING: Negative of Hessian not positive definite.			NE		Algorithm converged.	NE	NE	NE	NE	NE		Algorithm converged.	NE	NE
Infections and infestations	Rhinovirus infection	n/a	495	100.0	1	0.2	498	100.0	0	0.0		*	Quasi-complete separation of data points detected.				*	WARNING: Negative of Hessian not positive definite.			NE		Algorithm converged.	NE	NE	NE	NE	NE		Algorithm converged.	NE	NE
Infections and infestations	Scrotal infection	n/a	495	100.0	0	0.0	498	100.0	1	0.2		*	Quasi-complete separation of data points detected.				*	WARNING: Negative of Hessian not positive definite.			0.00		Algorithm converged.	0.00	NE	0.9999	NE	>999.99		Algorithm converged.	0.00	NE
Infections and infestations	Sepsis	n/a	495	100.0	5	1.0	498	100.0	7	1.4	0.72		Convergence criterion (GCONV=1E-8) satisfied.	0.23	2.27	-0.004		Algorithm converged.	-0.018	0.010	0.72		Algorithm converged.	0.23	2.25	0.5703	NE	1.39		Algorithm converged.	0.44	4.35
Infections and infestations	Septic shock	n/a	495	100.0	0	0.0	498	100.0	4	0.8		*	Quasi-complete separation of data points detected.				*	WARNING: Negative of Hessian not positive definite.			0.00		Algorithm converged.	0.00	NE	0.9999	NE	>999.99		Algorithm converged.	0.00	NE
Infections and infestations	Skin infection	n/a	495	100.0	1	0.2	498	100.0	1	0.2	1.01		Convergence criterion (GCONV=1E-8) satisfied.	0.06	16.13	0.000		Algorithm converged.	-0.006	0.006	1.01		Algorithm converged.	0.06	16.04	0.9966	NE	0.99		Algorithm converged.	0.06	15.85
Infections and infestations	Staphylococcal infection	n/a	495	100.0	1	0.2	498	100.0	0	0.0		*	Quasi-complete separation of data points detected.				*	WARNING: Negative of Hessian not positive definite.			NE		Algorithm converged.	NE	NE	NE	NE	NE		Algorithm converged.	NE	NE
Infections and infestations	Staphylococcal sepsis	n/a	495	100.0	1	0.2	498	100.0	0	0.0		*	Quasi-complete separation of data points detected.				*	WARNING: Negative of Hessian not positive definite.			NE		Algorithm converged.	NE	NE	NE	NE	NE		Algorithm converged.	NE	NE
Infections and infestations	Suspected COVID-19	n/a	495	100.0	1	0.2	498	100.0	0	0.0		*	Quasi-complete separation of data points detected.				*	WARNING: Negative of Hessian not positive definite.			NE		Algorithm converged.	NE	NE	NE	NE	NE		Algorithm converged.	NE	NE
Infections and infestations	Systemic candida	n/a	495	100.0	0	0.0	498	100.0	1	0.2		*	Quasi-complete separation of data points detected.				*	WARNING: Negative of Hessian not positive definite.			0.00		Algorithm converged.	0.00	NE	0.9999	NE	>999.99		Algorithm converged.	0.00	NE
Infections and infestations	Tracheitis	n/a	495	100.0	0	0.0	498	100.0	1	0.2		*	Quasi-complete separation of data points detected.				*	WARNING: Negative of Hessian not positive definite.			0.00		Algorithm converged.	0.00	NE	0.9999	NE	>999.99		Algorithm converged.	0.00	NE
Infections and infestations	Tracheobronchitis	n/a	495	100.0	1	0.2	498	100.0	0	0.0		*	Quasi-complete separation of data points detected.				*	WARNING: Negative of Hessian not positive definite.			NE		Algorithm converged.	NE	NE	NE	NE	NE		Algorithm converged.	NE	NE
Infections and infestations	Tuberculosis	n/a	495	100.0	0	0.0	498	100.0	1	0.2		*	Quasi-complete separation of data points detected.				*	WARNING: Negative of Hessian not positive definite.			0.00		Algorithm converged.	0.00	NE	0.9999	NE	>999.99		Algorithm converged.	0.00	NE
Infections and infestations	Upper respiratory tract infection	n/a	495	100.0	3	0.6	498	100.0	2	0.4	1.51		Convergence criterion (GCONV=1E-8) satisfied.	0.25	9.09	0.002		Algorithm converged.	-0.007	0.011	1.51		Algorithm converged.	0.25	8.99	0.6514	NE	0.66		Algorithm converged.	0.11	3.95
Infections and infestations	Urinary tract infection	n/a	495	100.0	8	1.6	498	100.0	4	0.8	2.03		Convergence criterion (GCONV=1E-8) satisfied.	0.61	6.78	0.008		Algorithm converged.	-0.005	0.022	2.01		Algorithm converged.	0.61	6.64	0.2510	NE	0.50		Algorithm converged.	0.15	1.64
Infections and infestations	Urinary tract infection bacterial	n/a	495	100.0	1	0.2	498	100.0	0	0.0		*	Quasi-complete separation of data points detected.				*	WARNING: Negative of Hessian not positive definite.			NE		Algorithm converged.	NE	NE	NE	NE	NE		Algorithm converged.	NE	NE
Infections and infestations	Viral infection	n/a	495	100.0	1	0.2	498	100.0	0	0.0		*	Quasi-complete separation of data points detected.				*	WARNING: Negative of Hessian not positive definite.			NE		Algorithm converged.	NE	NE	NE	NE	NE		Algorithm converged.	NE	NE
Infections and infestations	Wound infection bacterial	n/a	495	100.0	0	0.0	498	100.0	1	0.2		*	Quasi-complete separation of data points detected.				*	WARNING: Negative of Hessian not positive definite.			0.00		Algorithm converged.	0.00	NE	0.9999	NE	>999.99		Algorithm converged.	0.00	NE
Injury, poisoning and procedural complications		n/a	495	100.0	3	0.6	498	100.0	7	1.4	0.43		Convergence criterion (GCONV=1E-8) satisfied.	0.11	1.66	-0.008		Algorithm converged.	-0.020	0.004	0.43		Algorithm converged.	0.11	1.66	0.2208	NE	2.32		Algorithm converged.	0.60	8.92
Injury, poisoning and procedural complications	Concussion	n/a	495	100.0	0	0.0	498	100.0	1	0.2		*	Quasi-complete separation of data points detected.				*	WARNING: Negative of Hessian not positive definite.			0.00		Algorithm converged.	0.00	NE	0.9999	NE	>999.99		Algorithm converged.	0.00	NE
Injury, poisoning and procedural complications	Fall	n/a	495	100.0	0	0.0	498	100.0	1	0.2		*	Quasi-complete separation of data points detected.				*	WARNING: Negative of Hessian not positive definite.			0.00		Algorithm converged.	0.00	NE	0.9999	NE	>999.99		Algorithm converged.	0.00	NE
Injury, poisoning and procedural complications	Hip fracture	n/a	495	100.0	0	0.0	498	100.0	2	0.4		*	Quasi-complete separation of data points detected.				*	WARNING: Negative of Hessian not positive definite.			0.00		Algorithm converged.	0.00	NE	0.9999	NE	>999.99		Algorithm converged.	0.00	NE
Injury, poisoning and procedural complications	Infusion related reaction	n/a	495	100.0	0	0.0	498	100.0	1	0.2		*	Quasi-complete separation of data points detected.				*	WARNING: Negative of Hessian not positive definite.			0.00		Algorithm converged.	0.00	NE	0.9999	NE	>999.99		Algorithm converged.	0.00	NE
Injury, poisoning and procedural complications	Injury	n/a	495	100.0	1	0.2	498	100.0	1	0.2	1.01		Convergence criterion (GCONV=1E-8) satisfied.	0.06	16.13	0.000		Algorithm converged.	-0.006	0.006	1.01		Algorithm converged.	0.06	16.04	0.9966	NE	0.99		Algorithm converged.	0.06	15.85
Injury, poisoning and procedural complications	Lower limb fracture	n/a	495	100.0	1	0.2	498	100.0	0	0.0		*	Quasi-complete separation of data points detected.				*	WARNING: Negative of Hessian not positive definite.			NE		Algorithm converged.	NE	NE	NE	NE	NE		Algorithm converged.	NE	NE
Injury, poisoning and procedural complications	Lumbar vertebral fracture	n/a	495	100.0	0	0.0	498	100.0	1	0.2		*	Quasi-complete separation of data points detected.				*	WARNING: Negative of Hessian not positive definite.			0.00		Algorithm converged.	0.00	NE	0.9999	NE	>999.99		Algorithm converged.	0.00	NE
Injury, poisoning and procedural complications	Post lumbar puncture syndrome	n/a	495	100.0	1	0.2	498	100.0	0	0.0		*	Quasi-complete separation of data points detected.				*	WARNING: Negative of Hessian not positive definite.			NE		Algorithm converged.	NE	NE	NE	NE	NE		Algorithm converged.	NE	NE
Injury, poisoning and procedural complications	Skull fracture	n/a	495	100.0	1	0.2	498	100.0	0	0.0		*	Quasi-complete separation of data points detected.				*	WARNING: Negative of Hessian not positive definite.			NE		Algorithm converged.	NE	NE	NE	NE	NE		Algorithm converged.	NE	NE
Injury, poisoning and procedural complications	Thoracic vertebral fracture	n/a	495	100.0	0	0.0	498	100.0	1	0.2		*	Quasi-complete separation of data points detected.				*	WARNING: Negative of Hessian not positive definite.			0.00		Algorithm converged.	0.00	NE	0.9999	NE	>999.99		Algorithm converged.	0.00	NE
Investigations		n/a	495	100.0	13	2.6	498	100.0	9	1.8	1.47		Convergence criterion (GCONV=1E-8) satisfied.	0.62	3.46	0.008		Algorithm converged.	-0.010	0.027	1.45		Algorithm converged.	0.63	3.37	0.3836	NE	0.69		Algorithm converged.	0.30	1.60
Investigations	Blood culture positive	n/a	495	100.0	0	0.0	498	100.0	1	0.2		*	Quasi-complete separation of data points detected.				*	WARNING: Negative of Hessian not positive definite.			0.00		Algorithm converged.	0.00	NE	0.9999	NE	>999.99		Algorithm converged.	0.00	NE
Investigations	C-reactive protein increased	n/a	495	100.0	1	0.2	498	100.0	0	0.0		*	Quasi-complete separation of data points detected.				*	WARNING: Negative of Hessian not positive definite.			NE		Algorithm converged.	NE	NE	NE	NE	NE		Algorithm converged.	NE	NE
Investigations	Coronavirus test positive	n/a	495	100.0	1	0.2	498	100.0	0	0.0		*	Quasi-complete separation of data points detected.				*	WARNING: Negative of Hessian not positive definite.			NE		Algorithm converged.	NE	NE	NE	NE	NE		Algorithm converged.	NE	NE
Investigations	Ejection fraction decreased	n/a	495	100.0	1	0.2	498	100.0	0	0.0		*	Quasi-complete separation of data points detected.				*	WARNING: Negative of Hessian not positive definite.			NE		Algorithm converged.	NE	NE	NE	NE	NE		Algorithm converged.	NE	NE
Investigations	Influenza A virus test positive	n/a	495	100.0	0	0.0	498	100.0	1	0.2		*	Quasi-complete separation of data points detected.				*	WARNING: Negative of Hessian not positive definite.			0.00		Algorithm converged.	0.00	NE	0.9999	NE	>999.99		Algorithm converged.	0.00	NE
Investigations	Lymphocyte count decreased	n/a	495	100.0	0	0.0	498	100.0	1	0.2		*	Quasi-complete separation of data points detected.				*	WARNING: Negative of Hessian not positive definite.			0.00		Algorithm converged.	0.00	NE	0.9999	NE	>999.99		Algorithm converged.	0.00	NE
Investigations	Neutrophil count decreased	n/a	495	100.0	8	1.6	498	100.0	4	0.8	2.03		Convergence criterion (GCONV=1E-8) satisfied.	0.61	6.78	0.008		Algorithm converged.	-0.005	0.022	2.01		Algorithm converged.	0.61	6.64	0.2510	NE	0.50		Algorithm converged.	0.15	1.64
Investigations	Platelet count decreased	n/a	495	100.0	1	0.2	498	100.0	3	0.6	0.33		Convergence criterion (GCONV=1E-8) satisfied.	0.03	3.22	-0.004		Algorithm converged.	-0.012	0.004	0.34		Algorithm converged.	0.04	3.21	0.3433	NE	2.98		Algorithm converged.	0.31	28.57
Investigations	Troponin T increased	n/a	495	100.0	1	0.2	498	100.0	0	0.0		*	Quasi-complete separation of data points detected.				*	WARNING: Negative of Hessian not positive definite.			NE		Algorithm converged.	NE	NE	NE	NE	NE		Algorithm converged.	NE	NE
Investigations	Weight decreased	n/a	495	100.0	1	0.2	498	100.0	0	0.0		*	Quasi-complete separation of data points detected.				*	WARNING: Negative of Hessian not positive definite.			NE		Algorithm converged.	NE	NE	NE	NE	NE		Algorithm converged.	NE	NE
Investigations	White blood cell count decreased	n/a	495	100.0	3	0.6	498	100.0	1	0.2	3.03		Convergence criterion (GCONV=1E-8) satisfied.	0.31	29.23	0.004		Algorithm converged.	-0.004	0.012	3.02		Algorithm converged.	0.32	28.92	0.3380	NE	0.33		Algorithm converged.	0.03	3.17
Metabolism and nutrition disorders		n/a	495	100.0	5	1.0	498	100.0	8	1.6	0.63		Convergence criterion (GCONV=1E-8) satisfied.	0.20	1.92	-0.006		Algorithm converged.	-0.020	0.008	0.63		Algorithm converged.	0.21	1.91	0.4128	NE	1.59		Algorithm converged.	0.52	4.83
Metabolism and nutrition disorders	Decreased appetite	n/a	495	100.0	1	0.2	498	100.0	1	0.2	1.01		Convergence criterion (GCONV=1E-8) satisfied.	0.06	16.13	0.000		Algorithm converged.	-0.006	0.006	1.01		Algorithm converged.	0.06	16.04	0.9966	NE	0.99		Algorithm converged.	0.06	15.85
Metabolism and nutrition disorders	Dehydration	n/a	495	100.0	2	0.4	498	100.0	3	0.6	0.67		Convergence criterion (GCONV=1E-8) satisfied.	0.11	4.02	-0.002		Algorithm converged.	-0.011	0.007	0.67		Algorithm converged.	0.11	4.00	0.6609	NE	1.49		Algorithm converged.	0.25	8.88
Metabolism and nutrition disorders	Hypoglycaemia	n/a	495	100.0	0	0.0	498	100.0	1	0.2		*	Quasi-complete separation of data points detected.				*	WARNING: Negative of Hessian not positive definite.			0.00		Algorithm converged.	0.00	NE	0.9999	NE	>999.99		Algorithm converged.	0.00	NE
Metabolism and nutrition disorders	Hypokalaemia	n/a	495	100.0	0	0.0	498	100.0	1	0.2		*	Quasi-complete separation of data points detected.				*	WARNING: Negative of Hessian not positive definite.			0.00		Algorithm converged.	0.00	NE	0.9999	NE	>999.99		Algorithm converged.	0.00	NE
Metabolism and nutrition disorders	Hyponatraemia	n/a	495	100.0	0	0.0	498	100.0	1	0.2		*	Quasi-complete separation of data points detected.				*	WARNING: Negative of Hessian not positive definite.			0.00		Algorithm converged.	0.00	NE	0.9999	NE	>999.99		Algorithm converged.	0.00	NE
Metabolism and nutrition disorders	Hypovolaemia	n/a	495	100.0	1	0.2	498	100.0	0	0.0		*	Quasi-complete separation of data points detected.				*	WARNING: Negative of Hessian not positive definite.			NE		Algorithm converged.	NE	NE	NE	NE	NE		Algorithm converged.	NE	NE
Metabolism and nutrition disorders	Tumour lysis syndrome	n/a	495	100.0	1	0.2	498	100.0	1	0.2	1.01		Convergence criterion (GCONV=1E-8) satisfied.	0.06	16.13	0.000		Algorithm converged.	-0.006	0.006	1.01		Algorithm converged.	0.06	16.04	0.9966	NE	0.99		Algorithm converged.	0.06	15.85
Musculoskeletal and connective tissue disorders		n/a	495	100.0	3	0.6	498	100.0	3	0.6	1.01		Convergence criterion (GCONV=1E-8) satisfied.	0.20	5.01	0.000		Algorithm converged.	-0.010	0.010	1.01		Algorithm converged.	0.20	4.96	0.9941	NE	0.99		Algorithm converged.	0.20	4.90
Musculoskeletal and connective tissue disorders	Back pain	n/a	495	100.0	0	0.0	498	100.0	2	0.4		*	Quasi-complete separation of data points detected.				*	WARNING: Negative of Hessian not positive definite.			0.00		Algorithm converged.	0.00	NE	0.9999	NE	>999.99		Algorithm converged.	0.00	NE
Musculoskeletal and connective tissue disorders	Bone pain	n/a	495	100.0	1	0.2	498	100.0	1	0.2	1.01		Convergence criterion (GCONV=1E-8) satisfied.	0.06	16.13	0.000		Algorithm converged.	-0.006	0.006	1.01		Algorithm converged.	0.06	16.04	0.9966	NE	0.99		Algorithm converged.	0.06	15.85
Musculoskeletal and connective tissue disorders	Pathological fracture	n/a	495	100.0	2	0.4	498	100.0	0	0.0		*	Quasi-complete separation of data points detected.				*	ERROR: The mean parameter is either invalid or at a limit of its range for some observations.			NE		Algorithm converged.	NE	NE	NE	NE	NE		Algorithm converged.	NE	NE
Neoplasms benign, malignant and unspecified (incl cysts and polyps)		n/a	495	100.0	3	0.6	498	100.0	1	0.2	3.03		Convergence criterion (GCONV=1E-8) satisfied.	0.31	29.23	0.004		Algorithm converged.	-0.004	0.012	3.02		Algorithm converged.	0.32	28.92	0.3380	NE	0.33		Algorithm converged.	0.03	3.17
Neoplasms benign, malignant and unspecified (incl cysts and polyps)	Adenocarcinoma	n/a	495	100.0	0	0.0	498	100.0	1	0.2		*	Quasi-complete separation of data points detected.				*	WARNING: Negative of Hessian not positive definite.			0.00		Algorithm converged.	0.00	NE	0.9999	NE	>999.99		Algorithm converged.	0.00	NE
Neoplasms benign, malignant and unspecified (incl cysts and polyps)	Adenocarcinoma pancreas	n/a	495	100.0	1	0.2	498	100.0	0	0.0		*	Quasi-complete separation of data points detected.				*	WARNING: Negative of Hessian not positive definite.			NE		Algorithm converged.	NE	NE	NE	NE	NE		Algorithm converged.	NE	NE
Neoplasms benign, malignant and unspecified (incl cysts and polyps)	Colorectal cancer	n/a	495	100.0	1	0.2	498	100.0	0	0.0		*	Quasi-complete separation of data points detected.				*	WARNING: Negative of Hessian not positive definite.			NE		Algorithm converged.	NE	NE	NE	NE	NE		Algorithm converged.	NE	NE
Neoplasms benign, malignant and unspecified (incl cysts and polyps)	Papillary renal cell carcinoma	n/a	495	100.0	1	0.2	498	100.0	0	0.0		*	Quasi-complete separation of data points detected.				*	WARNING: Negative of Hessian not positive definite.			NE		Algorithm converged.	NE	NE	NE	NE	NE		Algorithm converged.	NE	NE
Nervous system disorders		n/a	495	100.0	7	1.4	498	100.0	10	2.0	0.70		Convergence criterion (GCONV=1E-8) satisfied.	0.26	1.85	-0.006		Algorithm converged.	-0.022	0.010	0.70		Algorithm converged.	0.27	1.84	0.4731	NE	1.42		Algorithm converged.	0.54	3.70
Nervous system disorders	Aphasia	n/a	495	100.0	0	0.0	498	100.0	1	0.2		*	Quasi-complete separation of data points detected.				*	WARNING: Negative of Hessian not positive definite.			0.00		Algorithm converged.	0.00	NE	0.9999	NE	>999.99		Algorithm converged.	0.00	NE
Nervous system disorders	Cerebellar ataxia	n/a	495	100.0	1	0.2	498	100.0	0	0.0		*	Quasi-complete separation of data points detected.				*	WARNING: Negative of Hessian not positive definite.			NE		Algorithm converged.	NE	NE	NE	NE	NE		Algorithm converged.	NE	NE
Nervous system disorders	Cerebral haemorrhage	n/a	495	100.0	0	0.0	498	100.0	1	0.2		*	Quasi-complete separation of data points detected.				*	WARNING: Negative of Hessian not positive definite.			0.00		Algorithm converged.	0.00	NE	0.9999	NE	>999.99		Algorithm converged.	0.00	NE
Nervous system disorders	Cerebral ischaemia	n/a	495	100.0	0	0.0	498	100.0	1	0.2		*	Quasi-complete separation of data points detected.				*	WARNING: Negative of Hessian not positive definite.			0.00		Algorithm converged.	0.00	NE	0.9999	NE	>999.99		Algorithm converged.	0.00	NE
Nervous system disorders	Cerebrovascular accident	n/a	495	100.0	0	0.0	498	100.0	2	0.4		*	Quasi-complete separation of data points detected.				*	WARNING: Negative of Hessian not positive definite.			0.00		Algorithm converged.	0.00	NE	0.9999	NE	>999.99		Algorithm converged.	0.00	NE
Nervous system disorders	Dizziness	n/a	495	100.0	1	0.2	498	100.0	0	0.0		*	Quasi-complete separation of data points detected.				*	WARNING: Negative of Hessian not positive definite.			NE		Algorithm converged.	NE	NE	NE	NE	NE		Algorithm converged.	NE	NE
Nervous system disorders	Epilepsy	n/a	495	100.0	0	0.0	498	100.0	1	0.2		*	Quasi-complete separation of data points detected.				*	WARNING: Negative of Hessian not positive definite.			0.00		Algorithm converged.	0.00	NE	0.9999	NE	>999.99		Algorithm converged.	0.00	NE
Nervous system disorders	Headache	n/a	495	100.0	0	0.0	498	100.0	1	0.2		*	Quasi-complete separation of data points detected.				*	WARNING: Negative of Hessian not positive definite.			0.00		Algorithm converged.	0.00	NE	0.9999	NE	>999.99		Algorithm converged.	0.00	NE
Nervous system disorders	Hypotonia	n/a	495	100.0	0	0.0	498	100.0	1	0.2		*	Quasi-complete separation of data points detected.				*	WARNING: Negative of Hessian not positive definite.			0.00		Algorithm converged.	0.00	NE	0.9999	NE	>999.99		Algorithm converged.	0.00	NE
Nervous system disorders	Nervous system disorder	n/a	495	100.0	0	0.0	498	100.0	1	0.2		*	Quasi-complete separation of data points detected.				*	WARNING: Negative of Hessian not positive definite.			0.00		Algorithm converged.	0.00	NE	0.9999	NE	>999.99		Algorithm converged.	0.00	NE
Nervous system disorders	Peripheral sensory neuropathy	n/a	495	100.0	1	0.2	498	100.0	0	0.0		*	Quasi-complete separation of data points detected.				*	WARNING: Negative of Hessian not positive definite.			NE		Algorithm converged.	NE	NE	NE	NE	NE		Algorithm converged.	NE	NE
Nervous system disorders	Presyncope	n/a	495	100.0	1	0.2	498	100.0	0	0.0		*	Quasi-complete separation of data points detected.				*	WARNING: Negative of Hessian not positive definite.			NE		Algorithm converged.	NE	NE	NE	NE	NE		Algorithm converged.	NE	NE
Nervous system disorders	Syncope	n/a	495	100.0	3	0.6	498	100.0	1	0.2	3.03		Convergence criterion (GCONV=1E-8) satisfied.	0.31	29.23	0.004		Algorithm converged.	-0.004	0.012	3.02		Algorithm converged.	0.32	28.92	0.3380	NE	0.33		Algorithm converged.	0.03	3.17
Nervous system disorders	Transient ischaemic attack	n/a	495	100.0	0	0.0	498	100.0	1	0.2		*	Quasi-complete separation of data points detected.				*	WARNING: Negative of Hessian not positive definite.			0.00		Algorithm converged.	0.00	NE	0.9999	NE	>999.99		Algorithm converged.	0.00	NE
Psychiatric disorders		n/a	495	100.0	4	0.8	498	100.0	1	0.2	4.05		Convergence criterion (GCONV=1E-8) satisfied.	0.45	36.35	0.006		Algorithm converged.	-0.003	0.015	4.02		Algorithm converged.	0.45	35.88	0.2123	NE	0.25		Algorithm converged.	0.03	2.22
Psychiatric disorders	Confusional state	n/a	495	100.0	2	0.4	498	100.0	1	0.2	2.02		Convergence criterion (GCONV=1E-8) satisfied.	0.18	22.31	0.002		Algorithm converged.	-0.005	0.009	2.01		Algorithm converged.	0.18	22.12	0.5676	NE	0.50		Algorithm converged.	0.05	5.46
Psychiatric disorders	Disorientation	n/a	495	100.0	2	0.4	498	100.0	0	0.0		*	Quasi-complete separation of data points detected.				*	ERROR: The mean parameter is either invalid or at a limit of its range for some observations.			NE		Algorithm converged.	NE	NE	NE	NE	NE		Algorithm converged.	NE	NE
Psychiatric disorders	Personality change	n/a	495	100.0	1	0.2	498	100.0	0	0.0		*	Quasi-complete separation of data points detected.				*	WARNING: Negative of Hessian not positive definite.			NE		Algorithm converged.	NE	NE	NE	NE	NE		Algorithm converged.	NE	NE
Renal and urinary disorders		n/a	495	100.0	4	0.8	498	100.0	3	0.6	1.34		Convergence criterion (GCONV=1E-8) satisfied.	0.30	6.04	0.002		Algorithm converged.	-0.008	0.012	1.34		Algorithm converged.	0.30	5.96	0.6996	NE	0.75		Algorithm converged.	0.17	3.31
Renal and urinary disorders	Acute kidney injury	n/a	495	100.0	4	0.8	498	100.0	1	0.2	4.05		Convergence criterion (GCONV=1E-8) satisfied.	0.45	36.35	0.006		Algorithm converged.	-0.003	0.015	4.02		Algorithm converged.	0.45	35.88	0.2123	NE	0.25		Algorithm converged.	0.03	2.22
Renal and urinary disorders	Cystitis noninfective	n/a	495	100.0	0	0.0	498	100.0	1	0.2		*	Quasi-complete separation of data points detected.				*	WARNING: Negative of Hessian not positive definite.			0.00		Algorithm converged.	0.00	NE	0.9999	NE	>999.99		Algorithm converged.	0.00	NE
Renal and urinary disorders	Renal failure	n/a	495	100.0	0	0.0	498	100.0	1	0.2		*	Quasi-complete separation of data points detected.				*	WARNING: Negative of Hessian not positive definite.			0.00		Algorithm converged.	0.00	NE	0.9999	NE	>999.99		Algorithm converged.	0.00	NE

Reproductive system and breast disorders		n/a	495	100.0	1	0.2	498	100.0	0	0.0		*	Quasi-complete separation of data points detected.				*	WARNING: Negative of Hessian not positive definite.			NE		Algorithm converged.	NE	NE	NE	NE	NE		Algorithm converged.	NE	NE
Reproductive system and breast disorders	Female genital tract fistula	n/a	495	100.0	1	0.2	498	100.0	0	0.0		*	Quasi-complete separation of data points detected.				*	WARNING: Negative of Hessian not positive definite.			NE		Algorithm converged.	NE	NE	NE	NE	NE		Algorithm converged.	NE	NE
Respiratory, thoracic and mediastinal disorders		n/a	495	100.0	17	3.4	498	100.0	15	3.0	1.15		Convergence criterion (GCONV=1E-8) satisfied.	0.57	2.32	0.004		Algorithm converged.	-0.018	0.026	1.14		Algorithm converged.	0.58	2.26	0.7066	NE	0.88		Algorithm converged.	0.44	1.74
Respiratory, thoracic and mediastinal disorders	Acute respiratory distress syndrome	n/a	495	100.0	0	0.0	498	100.0	1	0.2		*	Quasi-complete separation of data points detected.				*	WARNING: Negative of Hessian not positive definite.			0.00		Algorithm converged.	0.00	NE	0.9999	NE	>999.99		Algorithm converged.	0.00	NE
Respiratory, thoracic and mediastinal disorders	Acute respiratory failure	n/a	495	100.0	0	0.0	498	100.0	1	0.2		*	Quasi-complete separation of data points detected.				*	WARNING: Negative of Hessian not positive definite.			0.00		Algorithm converged.	0.00	NE	0.9999	NE	>999.99		Algorithm converged.	0.00	NE
Respiratory, thoracic and mediastinal disorders	Chronic obstructive pulmonary disease	n/a	495	100.0	0	0.0	498	100.0	1	0.2		*	Quasi-complete separation of data points detected.				*	WARNING: Negative of Hessian not positive definite.			0.00		Algorithm converged.	0.00	NE	0.9999	NE	>999.99		Algorithm converged.	0.00	NE
Respiratory, thoracic and mediastinal disorders	Cough	n/a	495	100.0	0	0.0	498	100.0	1	0.2		*	Quasi-complete separation of data points detected.				*	WARNING: Negative of Hessian not positive definite.			0.00		Algorithm converged.	0.00	NE	0.9999	NE	>999.99		Algorithm converged.	0.00	NE
Respiratory, thoracic and mediastinal disorders	Dyspnoea	n/a	495	100.0	4	0.8	498	100.0	0	0.0		*	Quasi-complete separation of data points detected.				*	ERROR: The mean parameter is either invalid or at a limit of its range for some observations.			NE		Algorithm converged.	NE	NE	NE	NE	NE		Algorithm converged.	NE	NE
Respiratory, thoracic and mediastinal disorders	Hypoxia	n/a	495	100.0	3	0.6	498	100.0	0	0.0		*	Quasi-complete separation of data points detected.				*	WARNING: The relative Hessian convergence criterion of 21.631637499 is greater than the limit of 0.0001. The convergence is questionable.			NE		Algorithm converged.	NE	NE	NE	NE	NE		Algorithm converged.	NE	NE
Respiratory, thoracic and mediastinal disorders	Interstitial lung disease	n/a	495	100.0	0	0.0	498	100.0	3	0.6		*	Quasi-complete separation of data points detected.				*	WARNING: Negative of Hessian not positive definite.			0.00		Algorithm converged.	0.00	NE	0.9999	NE	>999.99		Algorithm converged.	0.00	NE
Respiratory, thoracic and mediastinal disorders	Laryngeal obstruction	n/a	495	100.0	1	0.2	498	100.0	0	0.0		*	Quasi-complete separation of data points detected.				*	WARNING: Negative of Hessian not positive definite.			NE		Algorithm converged.	NE	NE	NE	NE	NE		Algorithm converged.	NE	NE
Respiratory, thoracic and mediastinal disorders	Lung disorder	n/a	495	100.0	1	0.2	498	100.0	0	0.0		*	Quasi-complete separation of data points detected.				*	WARNING: Negative of Hessian not positive definite.			NE		Algorithm converged.	NE	NE	NE	NE	NE		Algorithm converged.	NE	NE
Respiratory, thoracic and mediastinal disorders	Oropharyngeal pain	n/a	495	100.0	1	0.2	498	100.0	1	0.2	1.01		Convergence criterion (GCONV=1E-8) satisfied.	0.06	16.13	0.000		Algorithm converged.	-0.006	0.006	1.01		Algorithm converged.	0.06	16.04	0.9966	NE	0.99		Algorithm converged.	0.06	15.85
Respiratory, thoracic and mediastinal disorders	Pleural effusion	n/a	495	100.0	1	0.2	498	100.0	1	0.2	1.01		Convergence criterion (GCONV=1E-8) satisfied.	0.06	16.13	0.000		Algorithm converged.	-0.006	0.006	1.01		Algorithm converged.	0.06	16.04	0.9966	NE	0.99		Algorithm converged.	0.06	15.85
Respiratory, thoracic and mediastinal disorders	Pneumonitis	n/a	495	100.0	1	0.2	498	100.0	2	0.4	0.50		Convergence criterion (GCONV=1E-8) satisfied.	0.05	5.55	-0.002		Algorithm converged.	-0.009	0.005	0.50		Algorithm converged.	0.05	5.53	0.5743	NE	1.99		Algorithm converged.	0.18	21.85
Respiratory, thoracic and mediastinal disorders	Pneumothorax	n/a	495	100.0	0	0.0	498	100.0	1	0.2		*	Quasi-complete separation of data points detected.				*	WARNING: Negative of Hessian not positive definite.			0.00		Algorithm converged.	0.00	NE	0.9999	NE	>999.99		Algorithm converged.	0.00	NE
Respiratory, thoracic and mediastinal disorders	Pulmonary embolism	n/a	495	100.0	4	0.8	498	100.0	1	0.2	4.05		Convergence criterion (GCONV=1E-8) satisfied.	0.45	36.35	0.006		Algorithm converged.	-0.003	0.015	4.02		Algorithm converged.	0.45	35.88	0.2123	NE	0.25		Algorithm converged.	0.03	2.22
Respiratory, thoracic and mediastinal disorders	Pulmonary oedema	n/a	495	100.0	1	0.2	498	100.0	0	0.0		*	Quasi-complete separation of data points detected.				*	WARNING: Negative of Hessian not positive definite.			NE		Algorithm converged.	NE	NE	NE	NE	NE		Algorithm converged.	NE	NE
Respiratory, thoracic and mediastinal disorders	Respiratory failure	n/a	495	100.0	2	0.4	498	100.0	1	0.2	2.02		Convergence criterion (GCONV=1E-8) satisfied.	0.18	22.31	0.002		Algorithm converged.	-0.005	0.009	2.01		Algorithm converged.	0.18	22.12	0.5676	NE	0.50		Algorithm converged.	0.05	5.46
Respiratory, thoracic and mediastinal disorders	Tachypnoea	n/a	495	100.0	0	0.0	498	100.0	1	0.2		*	Quasi-complete separation of data points detected.				*	WARNING: Negative of Hessian not positive definite.			0.00		Algorithm converged.	0.00	NE	0.9999	NE	>999.99		Algorithm converged.	0.00	NE
Skin and subcutaneous tissue disorders		n/a	495	100.0	0	0.0	498	100.0	1	0.2		*	Quasi-complete separation of data points detected.				*	WARNING: Negative of Hessian not positive definite.			0.00		Algorithm converged.	0.00	NE	0.9999	NE	>999.99		Algorithm converged.	0.00	NE
Skin and subcutaneous tissue disorders	Decubitus ulcer	n/a	495	100.0	0	0.0	498	100.0	1	0.2		*	Quasi-complete separation of data points detected.				*	WARNING: Negative of Hessian not positive definite.			0.00		Algorithm converged.	0.00	NE	0.9999	NE	>999.99		Algorithm converged.	0.00	NE
Vascular disorders		n/a	495	100.0	7	1.4	498	100.0	7	1.4	1.01		Convergence criterion (GCONV=1E-8) satisfied.	0.35	2.89	0.000		Algorithm converged.	-0.015	0.015	1.01		Algorithm converged.	0.36	2.85	0.9909	NE	0.99		Algorithm converged.	0.35	2.81
Vascular disorders	Deep vein thrombosis	n/a	495	100.0	0	0.0	498	100.0	1	0.2		*	Quasi-complete separation of data points detected.				*	WARNING: Negative of Hessian not positive definite.			0.00		Algorithm converged.	0.00	NE	0.9999	NE	>999.99		Algorithm converged.	0.00	NE
Vascular disorders	Embolism	n/a	495	100.0	1	0.2	498	100.0	1	0.2	1.01		Convergence criterion (GCONV=1E-8) satisfied.	0.06	16.13	0.000		Algorithm converged.	-0.006	0.006	1.01		Algorithm converged.	0.06	16.04	0.9966	NE	0.99		Algorithm converged.	0.06	15.85
Vascular disorders	Haemorrhage	n/a	495	100.0	0	0.0	498	100.0	1	0.2		*	Quasi-complete separation of data points detected.				*	WARNING: Negative of Hessian not positive definite.			0.00		Algorithm converged.	0.00	NE	0.9999	NE	>999.99		Algorithm converged.	0.00	NE
Vascular disorders	Hypertension	n/a	495	100.0	1	0.2	498	100.0	1	0.2	1.01		Convergence criterion (GCONV=1E-8) satisfied.	0.06	16.13	0.000		Algorithm converged.	-0.006	0.006	1.01		Algorithm converged.	0.06	16.04	0.9966	NE	0.99		Algorithm converged.	0.06	15.85
Vascular disorders	Hypotension	n/a	495	100.0	1	0.2	498	100.0	2	0.4	0.50		Convergence criterion (GCONV=1E-8) satisfied.	0.05	5.55	-0.002		Algorithm converged.	-0.009	0.005	0.50		Algorithm converged.	0.05	5.53	0.5743	NE	1.99		Algorithm converged.	0.18	21.85
Vascular disorders	Hypovolaemic shock	n/a	495	100.0	0	0.0	498	100.0	1	0.2		*	Quasi-complete separation of data points detected.				*	WARNING: Negative of Hessian not positive definite.			0.00		Algorithm converged.	0.00	NE	0.9999	NE	>999.99		Algorithm converged.	0.00	NE
Vascular disorders	Peripheral embolism	n/a	495	100.0	1	0.2	498	100.0	0	0.0		*	Quasi-complete separation of data points detected.				*	WARNING: Negative of Hessian not positive definite.			NE		Algorithm converged.	NE	NE	NE	NE	NE		Algorithm converged.	NE	NE
Vascular disorders	Peripheral ischaemia	n/a	495	100.0	0	0.0	498	100.0	1	0.2		*	Quasi-complete separation of data points detected.				*	WARNING: Negative of Hessian not positive definite.			0.00		Algorithm converged.	0.00	NE	0.9999	NE	>999.99		Algorithm converged.	0.00	NE
Vascular disorders	Thrombosis	n/a	495	100.0	2	0.4	498	100.0	0	0.0		*	Quasi-complete separation of data points detected.				*	ERROR: The mean parameter is either invalid or at a limit of its range for some observations.			NE		Algorithm converged.	NE	NE	NE	NE	NE		Algorithm converged.	NE	NE
Vascular disorders	Venous thrombosis	n/a	495	100.0	1	0.2	498	100.0	0	0.0		*	Quasi-complete separation of data points detected.				*	WARNING: Negative of Hessian not positive definite.			NE		Algorithm converged.	NE	NE	NE	NE	NE		Algorithm converged.	NE	NE

Includes treatment-emergent AEs during AE reporting period only, which is defined as new or worsening AE from the first dose of any study drug through 90 days after the last dose of any study drug or prior to NALT, whichever is earlier.
Test for interaction based on RR (Log-binomial regression)
* indicates convergence problem. Result is uninterpretable.
Clinical cut-off: 15JUN2022

Program: root/clinical_studies/RO5541077/CDPT7884/GO39942/data_analysis/ACE_FINAL_OS/prod/program/t_ae_raw_soc.sas
Output: root/clinical_studies/RO5541077/CDPT7884/GO39942/data_analysis/ACE_FINAL_OS/prod/output/t_ae_raw_soc_sg2_SAE_SE_POOLED_15JUN2022_39942.xls
08FEB2023 18:48

POPULATION: Global and China Extension Population, Safety-Evaluable Population
ENDPOINT: Any SAEs
MODEL: Unstratified analysis
STUDY: GO39942
Dichotomous Analysis by Subgroups (Safety)

Age

			Polatuzumab Vedotin + R-CHP (N=495)				R-CHOP (N=498)				Polatuzumab Vedotin + R-CHP vs. R-CHOP																	R-CHOP vs. Polatuzumab Vedotin + R-CHP				
			Patients		Patients with Event		Patients		Patients with Event		Odds Ratio					Absolute Risk Difference					Relative Risk							Relative Risk				
MedDRA System Organ Class	MedDRA Preferred Term	Level	n	%	n	%	n	%	n	%	Odds Ratio		Convergence Reason	95% Lower CL	95% Upper CL	Absolute Risk		Convergence Reason	95% Lower CL	95% Upper CL	Relative Risk		Convergence Reason	95% Lower CL	95% Upper CL	p-value (Wald)	Interaction Test p-value (likelihood ratio)	Relative Risk		Convergence Reason	95% Lower CL	95% Upper CL
Blood and lymphatic system disorders		<= 60	167	33.7	16	9.6	157	31.5	11	7.0	1.41		Convergence criterion (GCONV=1E-8) satisfied.	0.63	3.13	0.026		Algorithm converged.	-0.034	0.086	1.37		Algorithm converged.	0.65	2.85	0.4047	0.8849	0.73		Algorithm converged.	0.35	1.53
Blood and lymphatic system disorders		> 60	328	66.3	42	12.8	341	68.5	34	10.0	1.33		Convergence criterion (GCONV=1E-8) satisfied.	0.82	2.14	0.028		Algorithm converged.	-0.020	0.076	1.28		Algorithm converged.	0.84	1.97	0.2497		0.78		Algorithm converged.	0.51	1.19
Blood and lymphatic system disorders	Agranulocytosis	<= 60	167	33.7	0	0.0	157	31.5	0	0.0	NE			NE	NE	NE		NE	NE	NE	NE		NE	NE	NE	NE	NE	NE		NE	NE	NE
Blood and lymphatic system disorders	Agranulocytosis	> 60	328	66.3	0	0.0	341	68.5	1	0.3		*	Quasi-complete separation of data points detected.				*	ERROR: The mean parameter is either invalid or at a limit of its range for some observations.			0.00		Algorithm converged.	0.00	NE	0.9999		>999.99		Algorithm converged.	0.00	NE
Blood and lymphatic system disorders	Anaemia	<= 60	167	33.7	4	2.4	157	31.5	2	1.3	1.90		Convergence criterion (GCONV=1E-8) satisfied.	0.34	10.53	0.011		Algorithm converged.	-0.018	0.040	1.88		Algorithm converged.	0.35	10.12	0.4622	0.0558	0.53		Algorithm converged.	0.10	2.86
Blood and lymphatic system disorders	Anaemia	> 60	328	66.3	1	0.3	341	68.5	6	1.8	0.17		Convergence criterion (GCONV=1E-8) satisfied.	0.02	1.43	-0.015		Algorithm converged.	-0.030	0.001	0.17		Algorithm converged.	0.02	1.43	0.1037		5.77		Algorithm converged.	0.70	47.68
Blood and lymphatic system disorders	Febrile bone marrow aplasia	<= 60	167	33.7	0	0.0	157	31.5	0	0.0	NE			NE	NE	NE		NE	NE	NE	NE		NE	NE	NE	NE	1.0000	NE		NE	NE	NE
Blood and lymphatic system disorders	Febrile bone marrow aplasia	> 60	328	66.3	1	0.3	341	68.5	1	0.3	1.04		Convergence criterion (GCONV=1E-8) satisfied.	0.06	16.69	0.000		Algorithm converged.	-0.008	0.008	1.04		Algorithm converged.	0.07	16.55	0.9780		0.96		Algorithm converged.	0.06	15.31
Blood and lymphatic system disorders	Febrile neutropenia	<= 60	167	33.7	13	7.8	157	31.5	10	6.4	1.24		Convergence criterion (GCONV=1E-8) satisfied.	0.53	2.92	0.014		Algorithm converged.	-0.042	0.070	1.22		Algorithm converged.	0.55	2.71	0.6209	0.5111	0.82		Algorithm converged.	0.37	1.81
Blood and lymphatic system disorders	Febrile neutropenia	> 60	328	66.3	34	10.4	341	68.5	21	6.2	1.76		Convergence criterion (GCONV=1E-8) satisfied.	1.00	3.11	0.042		Algorithm converged.	0.000	0.084	1.68		Algorithm converged.	1.00	2.84	0.0508		0.59		Algorithm converged.	0.35	1.00
Blood and lymphatic system disorders	Leukopenia	<= 60	167	33.7	0	0.0	157	31.5	0	0.0	NE			NE	NE	NE		NE	NE	NE	NE		NE	NE	NE	NE	NE	NE		NE	NE	NE
Blood and lymphatic system disorders	Leukopenia	> 60	328	66.3	0	0.0	341	68.5	2	0.6		*	Quasi-complete separation of data points detected.				*	ERROR: The mean parameter is either invalid or at a limit of its range for some observations.			0.00		Algorithm converged.	0.00	NE	0.9999		>999.99		Algorithm converged.	0.00	NE
Blood and lymphatic system disorders	Myelosuppression	<= 60	167	33.7	0	0.0	157	31.5	0	0.0	NE			NE	NE	NE		NE	NE	NE	NE		NE	NE	NE	NE	NE	NE		NE	NE	NE
Blood and lymphatic system disorders	Myelosuppression	> 60	328	66.3	4	1.2	341	68.5	0	0.0		*	Quasi-complete separation of data points detected.				*	WARNING: Negative of Hessian not positive definite.			NE		Algorithm converged.	NE	NE	NE		NE		Algorithm converged.	NE	NE
Blood and lymphatic system disorders	Neutropenia	<= 60	167	33.7	0	0.0	157	31.5	1	0.6		*	Quasi-complete separation of data points detected.				*	WARNING: The relative Hessian convergence criterion of 22.107627762 is greater than the limit of 0.0001. The convergence is questionable.			0.00		Algorithm converged.	0.00	NE	0.9999	0.2772	>999.99		Algorithm converged.	0.00	NE
Blood and lymphatic system disorders	Neutropenia	> 60	328	66.3	4	1.2	341	68.5	5	1.5	0.83		Convergence criterion (GCONV=1E-8) satisfied.	0.22	3.12	-0.002		Algorithm converged.	-0.020	0.015	0.83		Algorithm converged.	0.23	3.07	0.7821		1.20		Algorithm converged.	0.33	4.44
Blood and lymphatic system disorders	Thrombocytopenia	<= 60	167	33.7	0	0.0	157	31.5	0	0.0	NE			NE	NE	NE		NE	NE	NE	NE		NE	NE	NE	NE	1.0000	NE		NE	NE	NE
Blood and lymphatic system disorders	Thrombocytopenia	> 60	328	66.3	1	0.3	341	68.5	1	0.3	1.04		Convergence criterion (GCONV=1E-8) satisfied.	0.06	16.69	0.000		Algorithm converged.	-0.008	0.008	1.04		Algorithm converged.	0.07	16.55	0.9780		0.96		Algorithm converged.	0.06	15.31
Cardiac disorders		<= 60	167	33.7	2	1.2	157	31.5	1	0.6	1.89		Convergence criterion (GCONV=1E-8) satisfied.	0.17	21.06	0.006		Algorithm converged.	-0.015	0.026	1.88		Algorithm converged.	0.17	20.53	0.6047	0.1295	0.53		Algorithm converged.	0.05	5.81
Cardiac disorders		> 60	328	66.3	2	0.6	341	68.5	9	2.6	0.23		Convergence criterion (GCONV=1E-8) satisfied.	0.05	1.06	-0.020		Algorithm converged.	-0.039	-0.001	0.23		Algorithm converged.	0.05	1.06	0.0596		4.33		Algorithm converged.	0.94	19.88
Cardiac disorders	Atrial fibrillation	<= 60	167	33.7	0	0.0	157	31.5	0	0.0	NE			NE	NE	NE		NE	NE	NE	NE		NE	NE	NE	NE	1.0000	NE		NE	NE	NE
Cardiac disorders	Atrial fibrillation	> 60	328	66.3	1	0.3	341	68.5	3	0.9	0.34		Convergence criterion (GCONV=1E-8) satisfied.	0.04	3.33	-0.006		Algorithm converged.	-0.017	0.006	0.35		Algorithm converged.	0.04	3.31	0.3577		2.89		Algorithm converged.	0.30	27.60
Cardiac disorders	Atrial flutter	<= 60	167	33.7	1	0.6	157	31.5	1	0.6	0.94		Convergence criterion (GCONV=1E-8) satisfied.	0.06	15.15	0.000		Algorithm converged.	-0.017	0.017	0.94		Algorithm converged.	0.06	14.90	0.9651	1.0000	1.06		Algorithm converged.	0.07	16.86
Cardiac disorders	Atrial flutter	> 60	328	66.3	0	0.0	341	68.5	0	0.0	NE			NE	NE	NE		NE	NE	NE	NE		NE	NE	NE	NE		NE		NE	NE	NE
Cardiac disorders	Atrioventricular block complete	<= 60	167	33.7	0	0.0	157	31.5	0	0.0	NE			NE	NE	NE		NE	NE	NE	NE		NE	NE	NE	NE	NE	NE		NE	NE	NE
Cardiac disorders	Atrioventricular block complete	> 60	328	66.3	0	0.0	341	68.5	1	0.3		*	Quasi-complete separation of data points detected.				*	ERROR: The mean parameter is either invalid or at a limit of its range for some observations.			0.00		Algorithm converged.	0.00	NE	0.9999		>999.99		Algorithm converged.	0.00	NE
Cardiac disorders	Cardiac failure congestive	<= 60	167	33.7	0	0.0	157	31.5	0	0.0	NE			NE	NE	NE		NE	NE	NE	NE		NE	NE	NE	NE	NE	NE		NE	NE	NE
Cardiac disorders	Cardiac failure congestive	> 60	328	66.3	0	0.0	341	68.5	2	0.6		*	Quasi-complete separation of data points detected.				*	ERROR: The mean parameter is either invalid or at a limit of its range for some observations.			0.00		Algorithm converged.	0.00	NE	0.9999		>999.99		Algorithm converged.	0.00	NE
Cardiac disorders	Left ventricular dysfunction	<= 60	167	33.7	0	0.0	157	31.5	0	0.0	NE			NE	NE	NE		NE	NE	NE	NE		NE	NE	NE	NE	NE	NE		NE	NE	NE
Cardiac disorders	Left ventricular dysfunction	> 60	328	66.3	0	0.0	341	68.5	1	0.3		*	Quasi-complete separation of data points detected.				*	ERROR: The mean parameter is either invalid or at a limit of its range for some observations.			0.00		Algorithm converged.	0.00	NE	0.9999		>999.99		Algorithm converged.	0.00	NE
Cardiac disorders	Myocardial infarction	<= 60	167	33.7	0	0.0	157	31.5	0	0.0	NE			NE	NE	NE		NE	NE	NE	NE		NE	NE	NE	NE	NE	NE		NE	NE	NE
Cardiac disorders	Myocardial infarction	> 60	328	66.3	1	0.3	341	68.5	0	0.0		*	Quasi-complete separation of data points detected.				*	WARNING: Negative of Hessian not positive definite.			NE		Algorithm converged.	NE	NE	NE		NE		Algorithm converged.	NE	NE
Cardiac disorders	Sinus bradycardia	<= 60	167	33.7	0	0.0	157	31.5	0	0.0	NE			NE	NE	NE		NE	NE	NE	NE		NE	NE	NE	NE	NE	NE		NE	NE	NE
Cardiac disorders	Sinus bradycardia	> 60	328	66.3	0	0.0	341	68.5	1	0.3		*	Quasi-complete separation of data points detected.				*	ERROR: The mean parameter is either invalid or at a limit of its range for some observations.			0.00		Algorithm converged.	0.00	NE	0.9999		>999.99		Algorithm converged.	0.00	NE
Cardiac disorders	Sinus tachycardia	<= 60	167	33.7	1	0.6	157	31.5	0	0.0		*	Quasi-complete separation of data points detected.				*	WARNING: Negative of Hessian not positive definite.			NE		Algorithm converged.	NE	NE	NE	NE	NE		Algorithm converged.	NE	NE
Cardiac disorders	Sinus tachycardia	> 60	328	66.3	0	0.0	341	68.5	0	0.0	NE			NE	NE	NE		NE	NE	NE	NE		NE	NE	NE	NE		NE		NE	NE	NE
Cardiac disorders	Tachycardia	<= 60	167	33.7	0	0.0	157	31.5	0	0.0	NE			NE	NE	NE		NE	NE	NE	NE		NE	NE	NE	NE	NE	NE		NE	NE	NE
Cardiac disorders	Tachycardia	> 60	328	66.3	0	0.0	341	68.5	3	0.9		*	Quasi-complete separation of data points detected.				*	ERROR: The mean parameter is either invalid or at a limit of its range for some observations.			0.00		Algorithm converged.	0.00	NE	0.9999		>999.99		Algorithm converged.	0.00	NE
Eye disorders		<= 60	167	33.7	0	0.0	157	31.5	0	0.0	NE			NE	NE	NE		NE	NE	NE	NE		NE	NE	NE	NE	NE	NE		NE	NE	NE
Eye disorders		> 60	328	66.3	1	0.3	341	68.5	0	0.0		*	Quasi-complete separation of data points detected.				*	WARNING: Negative of Hessian not positive definite.			NE		Algorithm converged.	NE	NE	NE		NE		Algorithm converged.	NE	NE
Eye disorders	Rhegmatogenous retinal detachment	<= 60	167	33.7	0	0.0	157	31.5	0	0.0	NE			NE	NE	NE		NE	NE	NE	NE		NE	NE	NE	NE	NE	NE		NE	NE	NE
Eye disorders	Rhegmatogenous retinal detachment	> 60	328	66.3	1	0.3	341	68.5	0	0.0		*	Quasi-complete separation of data points detected.				*	WARNING: Negative of Hessian not positive definite.			NE		Algorithm converged.	NE	NE	NE		NE		Algorithm converged.	NE	NE
Gastrointestinal disorders		<= 60	167	33.7	6	3.6	157	31.5	8	5.1	0.69		Convergence criterion (GCONV=1E-8) satisfied.	0.24	2.05	-0.015		Algorithm converged.	-0.060	0.029	0.71		Algorithm converged.	0.25	1.99	0.5085	0.2703	1.42		Algorithm converged.	0.50	4.00
Gastrointestinal disorders		> 60	328	66.3	25	7.6	341	68.5	19	5.6	1.40		Convergence criterion (GCONV=1E-8) satisfied.	0.75	2.59	0.021		Algorithm converged.	-0.017	0.058	1.37		Algorithm converged.	0.77	2.44	0.2872		0.73		Algorithm converged.	0.41	1.30
Gastrointestinal disorders	Abdominal distension	<= 60	167	33.7	0	0.0	157	31.5	0	0.0	NE			NE	NE	NE		NE	NE	NE	NE		NE	NE	NE	NE	NE	NE		NE	NE	NE
Gastrointestinal disorders	Abdominal distension	> 60	328	66.3	0	0.0	341	68.5	1	0.3		*	Quasi-complete separation of data points detected.				*	ERROR: The mean parameter is either invalid or at a limit of its range for some observations.			0.00		Algorithm converged.	0.00	NE	0.9999		>999.99		Algorithm converged.	0.00	NE
Gastrointestinal disorders	Abdominal pain	<= 60	167	33.7	0	0.0	157	31.5	2	1.3		*	Quasi-complete separation of data points detected.				*	WARNING: The relative Hessian convergence criterion of 14.109054211 is greater than the limit of 0.0001. The convergence is questionable.			0.00		Algorithm converged.	0.00	NE	0.9999	0.0789	>999.99		Algorithm converged.	0.00	NE
Gastrointestinal disorders	Abdominal pain	> 60	328	66.3	2	0.6	341	68.5	1	0.3	2.09		Convergence criterion (GCONV=1E-8) satisfied.	0.19	23.11	0.003		Algorithm converged.	-0.007	0.013	2.08		Algorithm converged.	0.19	22.82	0.5493		0.48		Algorithm converged.	0.04	5.28
Gastrointestinal disorders	Anal fistula	<= 60	167	33.7	0	0.0	157	31.5	0	0.0	NE			NE	NE	NE		NE	NE	NE	NE		NE	NE	NE	NE	1.0000	NE		NE	NE	NE
Gastrointestinal disorders	Anal fistula	> 60	328	66.3	1	0.3	341	68.5	1	0.3	1.04		Convergence criterion (GCONV=1E-8) satisfied.	0.06	16.69	0.000		Algorithm converged.	-0.008	0.008	1.04		Algorithm converged.	0.07	16.55	0.9780		0.96		Algorithm converged.	0.06	15.31
Gastrointestinal disorders	Anal stenosis	<= 60	167	33.7	0	0.0	157	31.5	0	0.0	NE			NE	NE	NE		NE	NE	NE	NE		NE	NE	NE	NE	NE	NE		NE	NE	NE
Gastrointestinal disorders	Anal stenosis	> 60	328	66.3	0	0.0	341	68.5	1	0.3		*	Quasi-complete separation of data points detected.				*	ERROR: The mean parameter is either invalid or at a limit of its range for some observations.			0.00		Algorithm converged.	0.00	NE	0.9999		>999.99		Algorithm converged.	0.00	NE
Gastrointestinal disorders	Colitis	<= 60	167	33.7	1	0.6	157	31.5	0	0.0		*	Quasi-complete separation of data points detected.				*	ERROR: Error in computing the link function, its derivatives, or the variance function.			NE		Algorithm converged.	NE	NE	NE	0.1018	NE		Algorithm converged.	NE	NE
Gastrointestinal disorders	Colitis	> 60	328	66.3	0	0.0	341	68.5	1	0.3		*	Quasi-complete separation of data points detected.				*	ERROR: The mean parameter is either invalid or at a limit of its range for some observations.			0.00		Algorithm converged.	0.00	NE	0.9999		>999.99		Algorithm converged.	0.00	NE
Gastrointestinal disorders	Constipation	<= 60	167	33.7	0	0.0	157	31.5	0	0.0	NE			NE	NE	NE		NE	NE	NE	NE		NE	NE	NE	NE	1.0000	NE		NE	NE	NE
Gastrointestinal disorders	Constipation	> 60	328	66.3	1	0.3	341	68.5	1	0.3	1.04		Convergence criterion (GCONV=1E-8) satisfied.	0.06	16.69	0.000		Algorithm converged.	-0.008	0.008	1.04		Algorithm converged.	0.07	16.55	0.9780		0.96		Algorithm converged.	0.06	15.31
Gastrointestinal disorders	Diarrhoea	<= 60	167	33.7	1	0.6	157	31.5	1	0.6	0.94		Convergence criterion (GCONV=1E-8) satisfied.	0.06	15.15	0.000		Algorithm converged.	-0.017	0.017	0.94		Algorithm converged.	0.06	14.90	0.9651	0.1943	1.06		Algorithm converged.	0.07	16.86
Gastrointestinal disorders	Diarrhoea	> 60	328	66.3	9	2.7	341	68.5	1	0.3	9.59		Convergence criterion (GCONV=1E-8) satisfied.	1.21	76.07	0.025		Algorithm converged.	0.006	0.043	9.36		Algorithm converged.	1.19	73.44	0.0334		0.11		Algorithm converged.	0.01	0.84
Gastrointestinal disorders	Epigastric discomfort	<= 60	167	33.7	1	0.6	157	31.5	0	0.0		*	Quasi-complete separation of data points detected.				*	WARNING: Negative of Hessian not positive definite.			NE		Algorithm converged.	NE	NE	NE	NE	NE		Algorithm converged.	NE	NE
Gastrointestinal disorders	Epigastric discomfort	> 60	328	66.3	0	0.0	341	68.5	0	0.0	NE			NE	NE	NE		NE	NE	NE	NE		NE	NE	NE	NE		NE		NE	NE	NE
Gastrointestinal disorders	Faeces discoloured	<= 60	167	33.7	0	0.0	157	31.5	0	0.0	NE			NE	NE	NE		NE	NE	NE	NE		NE	NE	NE	NE	NE	NE		NE	NE	NE
Gastrointestinal disorders	Faeces discoloured	> 60	328	66.3	1	0.3	341	68.5	0	0.0		*	Quasi-complete separation of data points detected.				*	WARNING: Negative of Hessian not positive definite.			NE		Algorithm converged.	NE	NE	NE		NE		Algorithm converged.	NE	NE
Gastrointestinal disorders	Gastric ulcer	<= 60	167	33.7	0	0.0	157	31.5	0	0.0	NE			NE	NE	NE		NE	NE	NE	NE		NE	NE	NE	NE	NE	NE		NE	NE	NE
Gastrointestinal disorders	Gastric ulcer	> 60	328	66.3	1	0.3	341	68.5	0	0.0		*	Quasi-complete separation of data points detected.				*	WARNING: Negative of Hessian not positive definite.			NE		Algorithm converged.	NE	NE	NE		NE		Algorithm converged.	NE	NE
Gastrointestinal disorders	Gastrointestinal haemorrhage	<= 60	167	33.7	0	0.0	157	31.5	1	0.6		*	Quasi-complete separation of data points detected.				*	WARNING: The relative Hessian convergence criterion of 22.107627839 is greater than the limit of 0.0001. The convergence is questionable.			0.00		Algorithm converged.	0.00	NE	0.9999	0.2597	>999.99		Algorithm converged.	0.00	NE
Gastrointestinal disorders	Gastrointestinal haemorrhage	> 60	328	66.3	2	0.6	341	68.5	2	0.6	1.04		Convergence criterion (GCONV=1E-8) satisfied.	0.15	7.42	0.000		Algorithm converged.	-0.011	0.012	1.04		Algorithm converged.	0.15	7.34	0.9689		0.96		Algorithm converged.	0.14	6.79
Gastrointestinal disorders	Haemorrhoidal haemorrhage	<= 60	167	33.7	0	0.0	157	31.5	0	0.0	NE			NE	NE	NE		NE	NE	NE	NE		NE	NE	NE	NE	NE	NE		NE	NE	NE
Gastrointestinal disorders	Haemorrhoidal haemorrhage	> 60	328	66.3	1	0.3	341	68.5	0	0.0		*	Quasi-complete separation of data points detected.				*	WARNING: The relative Hessian convergence criterion of 50.209912281 is greater than the limit of 0.0001. The convergence is questionable.			NE		Algorithm converged.	NE	NE	NE		NE		Algorithm converged.	NE	NE
Gastrointestinal disorders	Ileus	<= 60	167	33.7	0	0.0	157	31.5	2	1.3		*	Quasi-complete separation of data points detected.				*	WARNING: The relative Hessian convergence criterion of 14.109054211 is greater than the limit of 0.0001. The convergence is questionable.			0.00		Algorithm converged.	0.00	NE	0.9999	0.0465	>999.99		Algorithm converged.	0.00	NE
Gastrointestinal disorders	Ileus	> 60	328	66.3	1	0.3	341	68.5	0	0.0		*	Quasi-complete separation of data points detected.				*	WARNING: Negative of Hessian not positive definite.			NE		Algorithm converged.	NE	NE	NE		NE		Algorithm converged.	NE	NE
Gastrointestinal disorders	Impaired gastric emptying	<= 60	167	33.7	0	0.0	157	31.5	1	0.6		*	Quasi-complete separation of data points detected.				*	WARNING: The relative Hessian convergence criterion of 22.107627839 is greater than the limit of 0.0001. The convergence is questionable.			0.00		Algorithm converged.	0.00	NE	0.9999	NE	>999.99		Algorithm converged.	0.00	NE
Gastrointestinal disorders	Impaired gastric emptying	> 60	328	66.3	0	0.0	341	68.5	0	0.0	NE			NE	NE	NE		NE	NE	NE	NE		NE	NE	NE	NE		NE		NE	NE	NE
Gastrointestinal disorders	Intestinal obstruction	<= 60	167	33.7	0	0.0	157	31.5	0	0.0	NE			NE	NE	NE		NE	NE	NE	NE		NE	NE	NE	NE	1.0000	NE		NE	NE	NE
Gastrointestinal disorders	Intestinal obstruction	> 60	328	66.3	1	0.3	341	68.5	1	0.3	1.04		Convergence criterion (GCONV=1E-8) satisfied.	0.06	16.69	0.000		Algorithm converged.	-0.008	0.008	1.04		Algorithm converged.	0.07	16.55	0.9780		0.96		Algorithm converged.	0.06	15.31
Gastrointestinal disorders	Intestinal perforation	<= 60	167	33.7	1	0.6	157	31.5	0	0.0		*	Quasi-complete separation of data points detected.				*	ERROR: Error in computing the link function, its derivatives, or the variance function.			NE		Algorithm converged.	NE	NE	NE	0.4267	NE		Algorithm converged.	NE	NE
Gastrointestinal disorders	Intestinal perforation	> 60	328	66.3	2	0.6	341	68.5	1	0.3	2.09		Convergence criterion (GCONV=1E-8) satisfied.	0.19	23.11	0.003		Algorithm converged.	-0.007	0.013	2.08		Algorithm converged.	0.19	22.82	0.5493		0.48		Algorithm converged.	0.04	5.28
Gastrointestinal disorders	Intra-abdominal haemorrhage	<= 60	167	33.7	0	0.0	157	31.5	0	0.0	NE			NE	NE	NE		NE	NE	NE	NE		NE	NE	NE	NE	NE	NE		NE	NE	NE
Gastrointestinal disorders	Intra-abdominal haemorrhage	> 60	328	66.3	0	0.0	341	68.5	1	0.3		*	Quasi-complete separation of data points detected.				*	ERROR: The mean parameter is either invalid or at a limit of its range for some observations.			0.00		Algorithm converged.	0.00	NE	0.9999		>999.99		Algorithm converged.	0.00	NE
Gastrointestinal disorders	Nausea	<= 60	167	33.7	1	0.6	157	31.5	0	0.0		*	Quasi-complete separation of data points detected.				*	WARNING: Negative of Hessian not positive definite.			NE		Algorithm converged.	NE	NE	NE	0.3581	NE		Algorithm converged.	NE	NE
Gastrointestinal disorders	Nausea	> 60	328	66.3	3	0.9	341	68.5	2	0.6	1.56		Convergence criterion (GCONV=1E-8) satisfied.	0.26	9.42	0.003		Algorithm converged.	-0.010	0.016	1.56		Algorithm converged.	0.26	9.27	0.6252		0.64		Algorithm converged.	0.11	3.81
Gastrointestinal disorders	Necrotising colitis	<= 60	167	33.7	0	0.0	157	31.5	0	0.0	NE			NE	NE	NE		NE	NE	NE	NE		NE	NE	NE	NE	NE	NE		NE	NE	NE
Gastrointestinal disorders	Necrotising colitis	> 60	328	66.3	1	0.3	341	68.5	0	0.0		*	Quasi-complete separation of data points detected.				*	WARNING: Negative of Hessian not positive definite.			NE		Algorithm converged.	NE	NE	NE		NE		Algorithm converged.	NE	NE
Gastrointestinal disorders	Neutropenic colitis	<= 60	167	33.7	0	0.0	157	31.5	0	0.0	NE			NE	NE	NE		NE	NE	NE	NE		NE	NE	NE	NE	NE	NE		NE	NE	NE
Gastrointestinal disorders	Neutropenic colitis	> 60	328	66.3	1	0.3	341	68.5	0	0.0		*	Quasi-complete separation of data points detected.				*	WARNING: Negative of Hessian not positive definite.			NE		Algorithm converged.	NE	NE	NE		NE		Algorithm converged.	NE	NE
Gastrointestinal disorders	Obstruction gastric	<= 60	167	33.7	0	0.0	157	31.5	0	0.0	NE			NE	NE	NE		NE	NE	NE	NE		NE	NE	NE	NE	NE	NE		NE	NE	NE
Gastrointestinal disorders	Obstruction gastric	> 60	328	66.3	0	0.0	341	68.5	1	0.3		*	Quasi-complete separation of data points detected.				*	ERROR: The mean parameter is either invalid or at a limit of its range for some observations.			0.00		Algorithm converged.	0.00	NE	0.9999		>999.99		Algorithm converged.	0.00	NE
Gastrointestinal disorders	Pancreatitis	<= 60	167	33.7	0	0.0	157	31.5	1	0.6		*	Quasi-complete separation of data points detected.				*	WARNING: The relative Hessian convergence criterion of 22.107627762 is greater than the limit of 0.0001. The convergence is questionable.			0.00		Algorithm converged.	0.00	NE	0.9999	0.0897	>999.99		Algorithm converged.	0.00	NE
Gastrointestinal disorders	Pancreatitis	> 60	328	66.3	1	0.3	341	68.5	0	0.0		*	Quasi-complete separation of data points detected.				*	WARNING: Negative of Hessian not positive definite.			NE		Algorithm converged.	NE	NE	NE		NE		Algorithm converged.	NE	NE
Gastrointestinal disorders	Rectal haemorrhage	<= 60	167	33.7	0	0.0	157	31.5	0	0.0	NE			NE	NE	NE		NE	NE	NE	NE		NE	NE	NE	NE	NE	NE		NE	NE	NE
Gastrointestinal disorders	Rectal haemorrhage	> 60	328	66.3	1	0.3	341	68.5	0	0.0		*	Quasi-complete separation of data points detected.				*	WARNING: Negative of Hessian not positive definite.			NE		Algorithm converged.	NE	NE	NE		NE		Algorithm converged.	NE	NE
Gastrointestinal disorders	Small intestinal obstruction	<= 60	167	33.7	0	0.0	157	31.5	0	0.0	NE			NE	NE	NE		NE	NE	NE	NE		NE	NE	NE	NE	NE	NE		NE	NE	NE
Gastrointestinal disorders	Small intestinal obstruction	> 60	328	66.3	0	0.0	341	68.5	5	1.5		*	Quasi-complete separation of data points detected.				*	ERROR: The mean parameter is either invalid or at a limit of its range for some observations.			0.00		Algorithm converged.	0.00	NE	0.9999		>999.99		Algorithm converged.	0.00	NE
Gastrointestinal disorders	Small intestinal perforation	<= 60	167	33.7	0	0.0	157	31.5	0	0.0	NE			NE	NE	NE		NE	NE	NE	NE		NE	NE	NE	NE	NE	NE		NE	NE	NE
Gastrointestinal disorders	Small intestinal perforation	> 60	328	66.3	0	0.0	341	68.5	1	0.3		*	Quasi-complete separation of data points detected.				*	ERROR: The mean parameter is either invalid or at a limit of its range for some observations.			0.00		Algorithm converged.	0.00	NE	0.9999		>999.99		Algorithm converged.	0.00	NE
Gastrointestinal disorders	Stomatitis	<= 60	167	33.7	0	0.0	157	31.5	0	0.0	NE			NE	NE	NE		NE	NE	NE	NE		NE	NE	NE	NE	1.0000	NE		NE	NE	NE
Gastrointestinal disorders	Stomatitis	> 60	328	66.3	2	0.6	341	68.5	1	0.3	2.09		Convergence criterion (GCONV=1E-8) satisfied.	0.19	23.11	0.003		Algorithm converged.	-0.007	0.013	2.08		Algorithm converged.	0.19	22.82	0.5493		0.48		Algorithm converged.	0.04	5.28
Gastrointestinal disorders	Subileus	<= 60	167	33.7	0	0.0	157	31.5	0	0.0	NE			NE	NE	NE		NE	NE	NE	NE		NE	NE	NE	NE	1.0000	NE		NE	NE	NE
Gastrointestinal disorders	Subileus	> 60	328	66.3	1	0.3	341	68.5	1	0.3	1.04		Convergence criterion (GCONV=1E-8) satisfied.	0.06	16.69	0.000		Algorithm converged.	-0.008	0.008	1.04		Algorithm converged.	0.07	16.55	0.9780		0.96		Algorithm converged.	0.06	15.31
Gastrointestinal disorders	Upper gastrointestinal haemorrhage	<= 60	167	33.7	1	0.6	157	31.5	0	0.0		*	Quasi-complete separation of data points detected.				*	WARNING: Negative of Hessian not positive definite.			NE		Algorithm converged.	NE	NE	NE	NE	NE		Algorithm converged.	NE	NE
Gastrointestinal disorders	Upper gastrointestinal haemorrhage	> 60	328	66.3	0	0.0	341	68.5	0	0.0	NE			NE	NE	NE		NE	NE	NE	NE		NE	NE	NE	NE		NE		NE	NE	NE
Gastrointestinal disorders	Vomiting	<= 60	167	33.7	1	0.6	157	31.5	0	0.0		*	Quasi-complete separation of data points detected.				*	WARNING: Negative of Hessian not positive definite.			NE		Algorithm converged.	NE	NE	NE	0.4085	NE		Algorithm converged.	NE	NE
Gastrointestinal disorders	Vomiting	> 60	328	66.3	4	1.2	341	68.5	2	0.6	2.09		Convergence criterion (GCONV=1E-8) satisfied.	0.38	11.50	0.006		Algorithm converged.	-0.008	0.021	2.08		Algorithm converged.	0.38	11.28	0.3961		0.48		Algorithm converged.	0.09	2.61
General disorders and administration site conditions		<= 60	167	33.7	12	7.2	157	31.5	5	3.2	2.35		Convergence criterion (GCONV=1E-8) satisfied.	0.81	6.84	0.040		Algorithm converged.	-0.008	0.088	2.26		Algorithm converged.	0.81	6.26	0.1180	0.1137	0.44		Algorithm converged.	0.16	1.23
General disorders and administration site conditions		> 60	328	66.3	16	4.9	341	68.5	19	5.6	0.87		Convergence criterion (GCONV=1E-8) satisfied.	0.44	1.72	-0.007		Algorithm converged.	-0.041	0.027	0.88		Algorithm converged.	0.46	1.67	0.6873		1.14		Algorithm converged.	0.60	2.18
General disorders and administration site conditions	Administration site extravasation	<= 60	167	33.7	0	0.0	157	31.5	0	0.0	NE			NE	NE	NE		NE	NE	NE	NE		NE	NE	NE	NE	NE	NE		NE	NE	NE
General disorders and administration site conditions	Administration site extravasation	> 60	328	66.3	1	0.3	341	68.5	0	0.0		*	Quasi-complete separation of data points detected.				*	WARNING: The relative Hessian convergence criterion of 50.209912281 is greater than the limit of 0.0001. The convergence is questionable.			NE		Algorithm converged.	NE	NE	NE		NE		Algorithm converged.	NE	NE
General disorders and administration site conditions	Asthenia	<= 60	167	33.7	2	1.2	157	31.5	1	0.6	1.89		Convergence criterion (GCONV=1E-8) satisfied.	0.17	21.06	0.006		Algorithm converged.	-0.015	0.026	1.88		Algorithm converged.	0.17	20.53	0.6047	1.0000	0.53		Algorithm converged.	0.05	5.81
General disorders and administration site conditions	Asthenia	> 60	328	66.3	0	0.0	341	68.5	0	0.0	NE			NE	NE	NE		NE	NE	NE	NE		NE	NE	NE	NE		NE		NE	NE	NE
General disorders and administration site conditions	Cardiac death	<= 60	167	33.7	0	0.0	157	31.5	0	0.0	NE			NE	NE	NE		NE	NE	NE	NE		NE	NE	NE	NE	NE	NE		NE	NE	NE
General disorders and administration site conditions	Cardiac death	> 60	328	66.3	1	0.3	341	68.5	0	0.0		*	Quasi-complete separation of data points detected.				*	WARNING: Negative of Hessian not positive definite.			NE		Algorithm converged.	NE	NE	NE		NE		Algorithm converged.	NE	NE
General disorders and administration site conditions	Catheter site haemorrhage	<= 60	167	33.7	0	0.0	157	31.5	0	0.0	NE			NE	NE	NE		NE	NE	NE	NE		NE	NE	NE	NE	NE	NE		NE	NE	NE
General disorders and administration site conditions	Catheter site haemorrhage	> 60	328	66.3	0	0.0	341	68.5	1	0.3		*	Quasi-complete separation of data points detected.				*	ERROR: The mean parameter is either invalid or at a limit of its range for some observations.			0.00		Algorithm converged.	0.00	NE	0.9999		>999.99		Algorithm converged.	0.00	NE
General disorders and administration site conditions	Chest pain	<= 60	167	33.7	0	0.0	157	31.5	0	0.0	NE			NE	NE	NE		NE	NE	NE	NE		NE	NE	NE	NE	1.0000	NE		NE	NE	NE
General disorders and administration site conditions	Chest pain	> 60	328	66.3	1	0.3	341	68.5	1	0.3	1.04		Convergence criterion (GCONV=1E-8) satisfied.	0.06	16.69	0.000		Algorithm converged.	-0.008	0.008	1.04		Algorithm converged.	0.07	16.55	0.9780		0.96		Algorithm converged.	0.06	15.31

General disorders and administration site conditions	Chills	<= 60	167	33.7	0	0.0	157	31.5	0	0.0	NE			NE	NE	NE		NE	NE	NE	NE		NE	NE	NE	NE		NE		NE	NE	NE
General disorders and administration site conditions	Chills	> 60	328	66.3	1	0.3	341	68.5	0	0.0		*	Quasi-complete separation of data points detected.				*	WARNING: Negative of Hessian not positive definite.			NE		Algorithm converged.	NE	NE	NE		NE		Algorithm converged.	NE	NE
General disorders and administration site conditions	Death	<= 60	167	33.7	1	0.6	157	31.5	0	0.0		*	Quasi-complete separation of data points detected.				*	WARNING: Negative of Hessian not positive definite.			NE		Algorithm converged.	NE	NE	NE	0.4944	NE		Algorithm converged.	NE	NE
General disorders and administration site conditions	Death	> 60	328	66.3	3	0.9	341	68.5	1	0.3	3.14		Convergence criterion (GCONV=1E-8) satisfied.	0.32	30.32	0.006		Algorithm converged.	-0.006	0.018	3.12		Algorithm converged.	0.33	29.83	0.3235		0.32		Algorithm converged.	0.03	3.07
General disorders and administration site conditions	Fatigue	<= 60	167	33.7	0	0.0	157	31.5	1	0.6		*	Quasi-complete separation of data points detected.				*	WARNING: The relative Hessian convergence criterion of 22.107627762 is greater than the limit of 0.0001. The convergence is questionable.			0.00		Algorithm converged.	0.00	NE	0.9999	0.2905	>999.99		Algorithm converged.	0.00	NE
General disorders and administration site conditions	Fatigue	> 60	328	66.3	1	0.3	341	68.5	1	0.3	1.04		Convergence criterion (GCONV=1E-8) satisfied.	0.06	16.69	0.000		Algorithm converged.	-0.008	0.008	1.04		Algorithm converged.	0.07	16.55	0.9780		0.96		Algorithm converged.	0.06	15.31
General disorders and administration site conditions	General physical health deterioration	<= 60	167	33.7	0	0.0	157	31.5	0	0.0	NE			NE	NE	NE		NE	NE	NE	NE		NE	NE	NE	NE	1.0000	NE		NE	NE	NE
General disorders and administration site conditions	General physical health deterioration	> 60	328	66.3	2	0.6	341	68.5	1	0.3	2.09		Convergence criterion (GCONV=1E-8) satisfied.	0.19	23.11	0.003		Algorithm converged.	-0.007	0.013	2.08		Algorithm converged.	0.19	22.82	0.5493		0.48		Algorithm converged.	0.04	5.28
General disorders and administration site conditions	Hypothermia	<= 60	167	33.7	1	0.6	157	31.5	0	0.0		*	Quasi-complete separation of data points detected.				*	WARNING: Negative of Hessian not positive definite.			NE		Algorithm converged.	NE	NE	NE	NE	NE		Algorithm converged.	NE	NE
General disorders and administration site conditions	Hypothermia	> 60	328	66.3	0	0.0	341	68.5	0	0.0	NE			NE	NE	NE		NE	NE	NE	NE		NE	NE	NE	NE		NE		NE	NE	NE
General disorders and administration site conditions	Ill-defined disorder	<= 60	167	33.7	0	0.0	157	31.5	0	0.0	NE			NE	NE	NE		NE	NE	NE	NE		NE	NE	NE	NE	NE	NE		NE	NE	NE
General disorders and administration site conditions	Ill-defined disorder	> 60	328	66.3	0	0.0	341	68.5	1	0.3		*	Quasi-complete separation of data points detected.				*	ERROR: The mean parameter is either invalid or at a limit of its range for some observations.			0.00		Algorithm converged.	0.00	NE	0.9999		>999.99		Algorithm converged.	0.00	NE
General disorders and administration site conditions	Infusion site extravasation	<= 60	167	33.7	1	0.6	157	31.5	0	0.0		*	Quasi-complete separation of data points detected.				*	WARNING: Negative of Hessian not positive definite.			NE		Algorithm converged.	NE	NE	NE	NE	NE		Algorithm converged.	NE	NE
General disorders and administration site conditions	Infusion site extravasation	> 60	328	66.3	0	0.0	341	68.5	0	0.0	NE			NE	NE	NE		NE	NE	NE	NE		NE	NE	NE	NE		NE		NE	NE	NE
General disorders and administration site conditions	Malaise	<= 60	167	33.7	1	0.6	157	31.5	1	0.6	0.94		Convergence criterion (GCONV=1E-8) satisfied.	0.06	15.15	0.000		Algorithm converged.	-0.017	0.017	0.94		Algorithm converged.	0.06	14.90	0.9651	0.3215	1.06		Algorithm converged.	0.07	16.86
General disorders and administration site conditions	Malaise	> 60	328	66.3	0	0.0	341	68.5	1	0.3		*	Quasi-complete separation of data points detected.				*	ERROR: The mean parameter is either invalid or at a limit of its range for some observations.			0.00		Algorithm converged.	0.00	NE	0.9999		>999.99		Algorithm converged.	0.00	NE
General disorders and administration site conditions	Mucosal inflammation	<= 60	167	33.7	1	0.6	157	31.5	0	0.0		*	Quasi-complete separation of data points detected.				*	WARNING: Negative of Hessian not positive definite.			NE		Algorithm converged.	NE	NE	NE	1.0000	NE		Algorithm converged.	NE	NE
General disorders and administration site conditions	Mucosal inflammation	> 60	328	66.3	1	0.3	341	68.5	0	0.0		*	Quasi-complete separation of data points detected.				*	WARNING: Negative of Hessian not positive definite.			NE		Algorithm converged.	NE	NE	NE		NE		Algorithm converged.	NE	NE
General disorders and administration site conditions	Multiple organ dysfunction syndrome	<= 60	167	33.7	0	0.0	157	31.5	0	0.0	NE			NE	NE	NE		NE	NE	NE	NE		NE	NE	NE	NE	NE	NE		NE	NE	NE
General disorders and administration site conditions	Multiple organ dysfunction syndrome	> 60	328	66.3	0	0.0	341	68.5	1	0.3		*	Quasi-complete separation of data points detected.				*	ERROR: The mean parameter is either invalid or at a limit of its range for some observations.			0.00		Algorithm converged.	0.00	NE	0.9999		>999.99		Algorithm converged.	0.00	NE
General disorders and administration site conditions	Non-cardiac chest pain	<= 60	167	33.7	1	0.6	157	31.5	0	0.0		*	Quasi-complete separation of data points detected.				*	WARNING: Negative of Hessian not positive definite.			NE		Algorithm converged.	NE	NE	NE	0.1018	NE		Algorithm converged.	NE	NE
General disorders and administration site conditions	Non-cardiac chest pain	> 60	328	66.3	0	0.0	341	68.5	1	0.3		*	Quasi-complete separation of data points detected.				*	ERROR: The mean parameter is either invalid or at a limit of its range for some observations.			0.00		Algorithm converged.	0.00	NE	0.9999		>999.99		Algorithm converged.	0.00	NE
General disorders and administration site conditions	Oedema peripheral	<= 60	167	33.7	0	0.0	157	31.5	0	0.0	NE			NE	NE	NE		NE	NE	NE	NE		NE	NE	NE	NE	NE	NE		NE	NE	NE
General disorders and administration site conditions	Oedema peripheral	> 60	328	66.3	1	0.3	341	68.5	0	0.0		*	Quasi-complete separation of data points detected.				*	WARNING: Negative of Hessian not positive definite.			NE		Algorithm converged.	NE	NE	NE		NE		Algorithm converged.	NE	NE
General disorders and administration site conditions	Pyrexia	<= 60	167	33.7	4	2.4	157	31.5	2	1.3	1.90		Convergence criterion (GCONV=1E-8) satisfied.	0.34	10.53	0.011		Algorithm converged.	-0.018	0.040	1.88		Algorithm converged.	0.35	10.12	0.4622	0.1917	0.53		Algorithm converged.	0.10	2.86
General disorders and administration site conditions	Pyrexia	> 60	328	66.3	5	1.5	341	68.5	10	2.9	0.51		Convergence criterion (GCONV=1E-8) satisfied.	0.17	1.52	-0.014		Algorithm converged.	-0.036	0.008	0.52		Algorithm converged.	0.18	1.50	0.2276		1.92		Algorithm converged.	0.66	5.57
General disorders and administration site conditions	Ulcer	<= 60	167	33.7	0	0.0	157	31.5	0	0.0	NE			NE	NE	NE		NE	NE	NE	NE		NE	NE	NE	NE	NE	NE		NE	NE	NE
General disorders and administration site conditions	Ulcer	> 60	328	66.3	1	0.3	341	68.5	0	0.0		*	Quasi-complete separation of data points detected.				*	WARNING: Negative of Hessian not positive definite.			NE		Algorithm converged.	NE	NE	NE		NE		Algorithm converged.	NE	NE
General disorders and administration site conditions	Vascular stent thrombosis	<= 60	167	33.7	0	0.0	157	31.5	1	0.6		*	Quasi-complete separation of data points detected.				*	WARNING: The relative Hessian convergence criterion of 22.107627839 is greater than the limit of 0.0001. The convergence is questionable.			0.00		Algorithm converged.	0.00	NE	0.9999	NE	>999.99		Algorithm converged.	0.00	NE
General disorders and administration site conditions	Vascular stent thrombosis	> 60	328	66.3	0	0.0	341	68.5	0	0.0	NE			NE	NE	NE		NE	NE	NE	NE		NE	NE	NE	NE		NE		NE	NE	NE
Hepatobiliary disorders		<= 60	167	33.7	3	1.8	157	31.5	1	0.6	2.85		Convergence criterion (GCONV=1E-8) satisfied.	0.29	27.72	0.012		Algorithm converged.	-0.012	0.035	2.82		Algorithm converged.	0.30	26.83	0.3670	0.0565	0.35		Algorithm converged.	0.04	3.37
Hepatobiliary disorders		> 60	328	66.3	0	0.0	341	68.5	2	0.6		*	Quasi-complete separation of data points detected.				*	ERROR: The mean parameter is either invalid or at a limit of its range for some observations.			0.00		Algorithm converged.	0.00	NE	0.9999		>999.99		Algorithm converged.	0.00	NE
Hepatobiliary disorders	Bile duct stenosis	<= 60	167	33.7	0	0.0	157	31.5	0	0.0	NE			NE	NE	NE		NE	NE	NE	NE		NE	NE	NE	NE	NE	NE		NE	NE	NE
Hepatobiliary disorders	Bile duct stenosis	> 60	328	66.3	0	0.0	341	68.5	1	0.3		*	Quasi-complete separation of data points detected.				*	ERROR: The mean parameter is either invalid or at a limit of its range for some observations.			0.00		Algorithm converged.	0.00	NE	0.9999		>999.99		Algorithm converged.	0.00	NE
Hepatobiliary disorders	Bile duct stone	<= 60	167	33.7	1	0.6	157	31.5	0	0.0		*	Quasi-complete separation of data points detected.				*	ERROR: Error in computing the link function, its derivatives, or the variance function.			NE		Algorithm converged.	NE	NE	NE	NE	NE		Algorithm converged.	NE	NE
Hepatobiliary disorders	Bile duct stone	> 60	328	66.3	0	0.0	341	68.5	0	0.0	NE			NE	NE	NE		NE	NE	NE	NE		NE	NE	NE	NE		NE		NE	NE	NE
Hepatobiliary disorders	Biliary obstruction	<= 60	167	33.7	1	0.6	157	31.5	0	0.0		*	Quasi-complete separation of data points detected.				*	WARNING: Negative of Hessian not positive definite.			NE		Algorithm converged.	NE	NE	NE	NE	NE		Algorithm converged.	NE	NE
Hepatobiliary disorders	Biliary obstruction	> 60	328	66.3	0	0.0	341	68.5	0	0.0	NE			NE	NE	NE		NE	NE	NE	NE		NE	NE	NE	NE		NE		NE	NE	NE
Hepatobiliary disorders	Cholangitis	<= 60	167	33.7	1	0.6	157	31.5	0	0.0		*	Quasi-complete separation of data points detected.				*	WARNING: Negative of Hessian not positive definite.			NE		Algorithm converged.	NE	NE	NE	0.1018	NE		Algorithm converged.	NE	NE
Hepatobiliary disorders	Cholangitis	> 60	328	66.3	0	0.0	341	68.5	1	0.3		*	Quasi-complete separation of data points detected.				*	ERROR: The mean parameter is either invalid or at a limit of its range for some observations.			0.00		Algorithm converged.	0.00	NE	0.9999		>999.99		Algorithm converged.	0.00	NE
Hepatobiliary disorders	Cholecystitis acute	<= 60	167	33.7	1	0.6	157	31.5	0	0.0		*	Quasi-complete separation of data points detected.				*	ERROR: Error in computing the link function, its derivatives, or the variance function.			NE		Algorithm converged.	NE	NE	NE	NE	NE		Algorithm converged.	NE	NE
Hepatobiliary disorders	Cholecystitis acute	> 60	328	66.3	0	0.0	341	68.5	0	0.0	NE			NE	NE	NE		NE	NE	NE	NE		NE	NE	NE	NE		NE		NE	NE	NE
Hepatobiliary disorders	Cholestasis	<= 60	167	33.7	1	0.6	157	31.5	0	0.0		*	Quasi-complete separation of data points detected.				*	WARNING: Negative of Hessian not positive definite.			NE		Algorithm converged.	NE	NE	NE	NE	NE		Algorithm converged.	NE	NE
Hepatobiliary disorders	Cholestasis	> 60	328	66.3	0	0.0	341	68.5	0	0.0	NE			NE	NE	NE		NE	NE	NE	NE		NE	NE	NE	NE		NE		NE	NE	NE
Hepatobiliary disorders	Liver injury	<= 60	167	33.7	0	0.0	157	31.5	1	0.6		*	Quasi-complete separation of data points detected.				*	WARNING: The relative Hessian convergence criterion of 22.107627839 is greater than the limit of 0.0001. The convergence is questionable.			0.00		Algorithm converged.	0.00	NE	0.9999	NE	>999.99		Algorithm converged.	0.00	NE
Hepatobiliary disorders	Liver injury	> 60	328	66.3	0	0.0	341	68.5	0	0.0	NE			NE	NE	NE		NE	NE	NE	NE		NE	NE	NE	NE		NE		NE	NE	NE
Infections and infestations		<= 60	167	33.7	19	11.4	157	31.5	17	10.8	1.06		Convergence criterion (GCONV=1E-8) satisfied.	0.53	2.12	0.005		Algorithm converged.	-0.063	0.074	1.05		Algorithm converged.	0.57	1.95	0.8751	0.3687	0.95		Algorithm converged.	0.51	1.76
Infections and infestations		> 60	328	66.3	51	15.5	341	68.5	36	10.6	1.56		Convergence criterion (GCONV=1E-8) satisfied.	0.99	2.46	0.050		Algorithm converged.	-0.001	0.101	1.47		Algorithm converged.	0.99	2.19	0.0571		0.68		Algorithm converged.	0.46	1.01
Infections and infestations	Abdominal infection	<= 60	167	33.7	0	0.0	157	31.5	1	0.6		*	Quasi-complete separation of data points detected.				*	WARNING: The relative Hessian convergence criterion of 22.107627839 is greater than the limit of 0.0001. The convergence is questionable.			0.00		Algorithm converged.	0.00	NE	0.9999	NE	>999.99		Algorithm converged.	0.00	NE
Infections and infestations	Abdominal infection	> 60	328	66.3	0	0.0	341	68.5	0	0.0	NE			NE	NE	NE		NE	NE	NE	NE		NE	NE	NE	NE		NE		NE	NE	NE
Infections and infestations	Actinomycotic abdominal infection	<= 60	167	33.7	0	0.0	157	31.5	1	0.6		*	Quasi-complete separation of data points detected.				*	WARNING: The relative Hessian convergence criterion of 22.107627762 is greater than the limit of 0.0001. The convergence is questionable.			0.00		Algorithm converged.	0.00	NE	0.9999	NE	>999.99		Algorithm converged.	0.00	NE
Infections and infestations	Actinomycotic abdominal infection	> 60	328	66.3	0	0.0	341	68.5	0	0.0	NE			NE	NE	NE		NE	NE	NE	NE		NE	NE	NE	NE		NE		NE	NE	NE
Infections and infestations	Appendicitis	<= 60	167	33.7	0	0.0	157	31.5	0	0.0	NE			NE	NE	NE		NE	NE	NE	NE		NE	NE	NE	NE	NE	NE		NE	NE	NE
Infections and infestations	Appendicitis	> 60	328	66.3	1	0.3	341	68.5	0	0.0		*	Quasi-complete separation of data points detected.				*	WARNING: The relative Hessian convergence criterion of 50.209912281 is greater than the limit of 0.0001. The convergence is questionable.			NE		Algorithm converged.	NE	NE	NE		NE		Algorithm converged.	NE	NE
Infections and infestations	Aspergillus infection	<= 60	167	33.7	0	0.0	157	31.5	0	0.0	NE			NE	NE	NE		NE	NE	NE	NE		NE	NE	NE	NE	NE	NE		NE	NE	NE
Infections and infestations	Aspergillus infection	> 60	328	66.3	1	0.3	341	68.5	0	0.0		*	Quasi-complete separation of data points detected.				*	WARNING: Negative of Hessian not positive definite.			NE		Algorithm converged.	NE	NE	NE		NE		Algorithm converged.	NE	NE
Infections and infestations	Atypical pneumonia	<= 60	167	33.7	0	0.0	157	31.5	1	0.6		*	Quasi-complete separation of data points detected.				*	WARNING: The relative Hessian convergence criterion of 22.107627685 is greater than the limit of 0.0001. The convergence is questionable.			0.00		Algorithm converged.	0.00	NE	0.9999	0.0897	>999.99		Algorithm converged.	0.00	NE
Infections and infestations	Atypical pneumonia	> 60	328	66.3	1	0.3	341	68.5	0	0.0		*	Quasi-complete separation of data points detected.				*	WARNING: Negative of Hessian not positive definite.			NE		Algorithm converged.	NE	NE	NE		NE		Algorithm converged.	NE	NE
Infections and infestations	Bacteraemia	<= 60	167	33.7	1	0.6	157	31.5	0	0.0		*	Quasi-complete separation of data points detected.				*	ERROR: Error in computing the link function, its derivatives, or the variance function.			NE		Algorithm converged.	NE	NE	NE	1.0000	NE		Algorithm converged.	NE	NE
Infections and infestations	Bacteraemia	> 60	328	66.3	3	0.9	341	68.5	0	0.0		*	Quasi-complete separation of data points detected.				*	WARNING: Negative of Hessian not positive definite.			NE		Algorithm converged.	NE	NE	NE		NE		Algorithm converged.	NE	NE
Infections and infestations	Bronchitis	<= 60	167	33.7	0	0.0	157	31.5	0	0.0	NE			NE	NE	NE		NE	NE	NE	NE		NE	NE	NE	NE	NE	NE		NE	NE	NE
Infections and infestations	Bronchitis	> 60	328	66.3	1	0.3	341	68.5	0	0.0		*	Quasi-complete separation of data points detected.				*	WARNING: Negative of Hessian not positive definite.			NE		Algorithm converged.	NE	NE	NE		NE		Algorithm converged.	NE	NE
Infections and infestations	Bronchopulmonary aspergillosis	<= 60	167	33.7	0	0.0	157	31.5	0	0.0	NE			NE	NE	NE		NE	NE	NE	NE		NE	NE	NE	NE	NE	NE		NE	NE	NE
Infections and infestations	Bronchopulmonary aspergillosis	> 60	328	66.3	1	0.3	341	68.5	0	0.0		*	Quasi-complete separation of data points detected.				*	WARNING: Negative of Hessian not positive definite.			NE		Algorithm converged.	NE	NE	NE		NE		Algorithm converged.	NE	NE
Infections and infestations	Campylobacter gastroenteritis	<= 60	167	33.7	0	0.0	157	31.5	0	0.0	NE			NE	NE	NE		NE	NE	NE	NE		NE	NE	NE	NE	NE	NE		NE	NE	NE
Infections and infestations	Campylobacter gastroenteritis	> 60	328	66.3	1	0.3	341	68.5	0	0.0		*	Quasi-complete separation of data points detected.				*	WARNING: Negative of Hessian not positive definite.			NE		Algorithm converged.	NE	NE	NE		NE		Algorithm converged.	NE	NE
Infections and infestations	Cellulitis	<= 60	167	33.7	1	0.6	157	31.5	0	0.0		*	Quasi-complete separation of data points detected.				*	ERROR: Error in computing the link function, its derivatives, or the variance function.			NE		Algorithm converged.	NE	NE	NE	0.4267	NE		Algorithm converged.	NE	NE
Infections and infestations	Cellulitis	> 60	328	66.3	2	0.6	341	68.5	1	0.3	2.09		Convergence criterion (GCONV=1E-8) satisfied.	0.19	23.11	0.003		Algorithm converged.	-0.007	0.013	2.08		Algorithm converged.	0.19	22.82	0.5493		0.48		Algorithm converged.	0.04	5.28
Infections and infestations	Clostridium difficile colitis	<= 60	167	33.7	0	0.0	157	31.5	0	0.0	NE			NE	NE	NE		NE	NE	NE	NE		NE	NE	NE	NE	NE	NE		NE	NE	NE
Infections and infestations	Clostridium difficile colitis	> 60	328	66.3	2	0.6	341	68.5	0	0.0		*	Quasi-complete separation of data points detected.				*	WARNING: Negative of Hessian not positive definite.			NE		Algorithm converged.	NE	NE	NE		NE		Algorithm converged.	NE	NE
Infections and infestations	Clostridium difficile infection	<= 60	167	33.7	0	0.0	157	31.5	0	0.0	NE			NE	NE	NE		NE	NE	NE	NE		NE	NE	NE	NE	NE	NE		NE	NE	NE
Infections and infestations	Clostridium difficile infection	> 60	328	66.3	1	0.3	341	68.5	0	0.0		*	Quasi-complete separation of data points detected.				*	WARNING: Negative of Hessian not positive definite.			NE		Algorithm converged.	NE	NE	NE		NE		Algorithm converged.	NE	NE
Infections and infestations	Coronavirus infection	<= 60	167	33.7	0	0.0	157	31.5	1	0.6		*	Quasi-complete separation of data points detected.				*	WARNING: The relative Hessian convergence criterion of 22.107627762 is greater than the limit of 0.0001. The convergence is questionable.			0.00		Algorithm converged.	0.00	NE	0.9999	NE	>999.99		Algorithm converged.	0.00	NE
Infections and infestations	Coronavirus infection	> 60	328	66.3	0	0.0	341	68.5	0	0.0	NE			NE	NE	NE		NE	NE	NE	NE		NE	NE	NE	NE		NE		NE	NE	NE
Infections and infestations	Cytomegalovirus enteritis	<= 60	167	33.7	0	0.0	157	31.5	0	0.0	NE			NE	NE	NE		NE	NE	NE	NE		NE	NE	NE	NE	NE	NE		NE	NE	NE
Infections and infestations	Cytomegalovirus enteritis	> 60	328	66.3	1	0.3	341	68.5	0	0.0		*	Quasi-complete separation of data points detected.				*	WARNING: Negative of Hessian not positive definite.			NE		Algorithm converged.	NE	NE	NE		NE		Algorithm converged.	NE	NE
Infections and infestations	Cytomegalovirus infection	<= 60	167	33.7	0	0.0	157	31.5	0	0.0	NE			NE	NE	NE		NE	NE	NE	NE		NE	NE	NE	NE	1.0000	NE		NE	NE	NE
Infections and infestations	Cytomegalovirus infection	> 60	328	66.3	1	0.3	341	68.5	1	0.3	1.04		Convergence criterion (GCONV=1E-8) satisfied.	0.06	16.69	0.000		Algorithm converged.	-0.008	0.008	1.04		Algorithm converged.	0.07	16.55	0.9780		0.96		Algorithm converged.	0.06	15.31
Infections and infestations	Device related infection	<= 60	167	33.7	0	0.0	157	31.5	0	0.0	NE			NE	NE	NE		NE	NE	NE	NE		NE	NE	NE	NE	NE	NE		NE	NE	NE
Infections and infestations	Device related infection	> 60	328	66.3	2	0.6	341	68.5	0	0.0		*	Quasi-complete separation of data points detected.				*	WARNING: Negative of Hessian not positive definite.			NE		Algorithm converged.	NE	NE	NE		NE		Algorithm converged.	NE	NE
Infections and infestations	Device related sepsis	<= 60	167	33.7	0	0.0	157	31.5	0	0.0	NE			NE	NE	NE		NE	NE	NE	NE		NE	NE	NE	NE	NE	NE		NE	NE	NE
Infections and infestations	Device related sepsis	> 60	328	66.3	1	0.3	341	68.5	0	0.0		*	Quasi-complete separation of data points detected.				*	WARNING: Negative of Hessian not positive definite.			NE		Algorithm converged.	NE	NE	NE		NE		Algorithm converged.	NE	NE
Infections and infestations	Diarrhoea infectious	<= 60	167	33.7	0	0.0	157	31.5	1	0.6		*	Quasi-complete separation of data points detected.				*	WARNING: The relative Hessian convergence criterion of 22.107627762 is greater than the limit of 0.0001. The convergence is questionable.			0.00		Algorithm converged.	0.00	NE	0.9999	NE	>999.99		Algorithm converged.	0.00	NE
Infections and infestations	Diarrhoea infectious	> 60	328	66.3	0	0.0	341	68.5	0	0.0	NE			NE	NE	NE		NE	NE	NE	NE		NE	NE	NE	NE		NE		NE	NE	NE
Infections and infestations	Enterobacter infection	<= 60	167	33.7	0	0.0	157	31.5	0	0.0	NE			NE	NE	NE		NE	NE	NE	NE		NE	NE	NE	NE	NE	NE		NE	NE	NE
Infections and infestations	Enterobacter infection	> 60	328	66.3	0	0.0	341	68.5	1	0.3		*	Quasi-complete separation of data points detected.				*	ERROR: The mean parameter is either invalid or at a limit of its range for some observations.			0.00		Algorithm converged.	0.00	NE	0.9999		>999.99		Algorithm converged.	0.00	NE
Infections and infestations	Enterocolitis infectious	<= 60	167	33.7	0	0.0	157	31.5	0	0.0	NE			NE	NE	NE		NE	NE	NE	NE		NE	NE	NE	NE	NE	NE		NE	NE	NE
Infections and infestations	Enterocolitis infectious	> 60	328	66.3	1	0.3	341	68.5	0	0.0		*	Quasi-complete separation of data points detected.				*	WARNING: Negative of Hessian not positive definite.			NE		Algorithm converged.	NE	NE	NE		NE		Algorithm converged.	NE	NE
Infections and infestations	Erysipelas	<= 60	167	33.7	0	0.0	157	31.5	0	0.0	NE			NE	NE	NE		NE	NE	NE	NE		NE	NE	NE	NE	NE	NE		NE	NE	NE
Infections and infestations	Erysipelas	> 60	328	66.3	1	0.3	341	68.5	0	0.0		*	Quasi-complete separation of data points detected.				*	WARNING: Negative of Hessian not positive definite.			NE		Algorithm converged.	NE	NE	NE		NE		Algorithm converged.	NE	NE
Infections and infestations	Escherichia bacteraemia	<= 60	167	33.7	0	0.0	157	31.5	0	0.0	NE			NE	NE	NE		NE	NE	NE	NE		NE	NE	NE	NE	1.0000	NE		NE	NE	NE
Infections and infestations	Escherichia bacteraemia	> 60	328	66.3	1	0.3	341	68.5	1	0.3	1.04		Convergence criterion (GCONV=1E-8) satisfied.	0.06	16.69	0.000		Algorithm converged.	-0.008	0.008	1.04		Algorithm converged.	0.07	16.55	0.9780		0.96		Algorithm converged.	0.06	15.31
Infections and infestations	Escherichia infection	<= 60	167	33.7	0	0.0	157	31.5	0	0.0	NE			NE	NE	NE		NE	NE	NE	NE		NE	NE	NE	NE	NE	NE		NE	NE	NE
Infections and infestations	Escherichia infection	> 60	328	66.3	1	0.3	341	68.5	0	0.0		*	Quasi-complete separation of data points detected.				*	WARNING: The relative Hessian convergence criterion of 50.209912281 is greater than the limit of 0.0001. The convergence is questionable.			NE		Algorithm converged.	NE	NE	NE		NE		Algorithm converged.	NE	NE

Infections and infestations	Escherichia sepsis	<= 60	167	33.7	0	0.0	157	31.5	1	0.6		*	Quasi-complete separation of data points detected.				*	WARNING: The relative Hessian convergence criterion of 22.107627762 is greater than the limit of 0.0001. The convergence is questionable.			0.00	Algorithm converged.	0.00	NE	0.9999	1.0000	>999.99	Algorithm converged.	0.00	NE
Infections and infestations	Escherichia sepsis	> 60	328	66.3	0	0.0	341	68.5	1	0.3		*	Quasi-complete separation of data points detected.				*	ERROR: The mean parameter is either invalid or at a limit of its range for some observations.			0.00	Algorithm converged.	0.00	NE	0.9999		>999.99	Algorithm converged.	0.00	NE
Infections and infestations	Fungal infection	<= 60	167	33.7	0	0.0	157	31.5	1	0.6		*	Quasi-complete separation of data points detected.				*	WARNING: The relative Hessian convergence criterion of 22.107627839 is greater than the limit of 0.0001. The convergence is questionable.			0.00	Algorithm converged.	0.00	NE	0.9999	NE	>999.99	Algorithm converged.	0.00	NE
Infections and infestations	Fungal infection	> 60	328	66.3	0	0.0	341	68.5	0	0.0	NE			NE	NE	NE		NE	NE	NE	NE	NE	NE	NE	NE		NE	NE	NE	NE
Infections and infestations	Gastroenteritis viral	<= 60	167	33.7	1	0.6	157	31.5	0	0.0		*	Quasi-complete separation of data points detected.				*	WARNING: Negative of Hessian not positive definite.			NE	Algorithm converged.	NE	NE	NE	NE	NE	Algorithm converged.	NE	NE
Infections and infestations	Gastroenteritis viral	> 60	328	66.3	0	0.0	341	68.5	0	0.0	NE			NE	NE	NE		NE	NE	NE	NE	NE	NE	NE	NE		NE	NE	NE	NE
Infections and infestations	Herpes simplex	<= 60	167	33.7	0	0.0	157	31.5	1	0.6		*	Quasi-complete separation of data points detected.				*	WARNING: The relative Hessian convergence criterion of 22.107627762 is greater than the limit of 0.0001. The convergence is questionable.			0.00	Algorithm converged.	0.00	NE	0.9999	NE	>999.99	Algorithm converged.	0.00	NE
Infections and infestations	Herpes simplex	> 60	328	66.3	0	0.0	341	68.5	0	0.0	NE			NE	NE	NE		NE	NE	NE	NE	NE	NE	NE	NE		NE	NE	NE	NE
Infections and infestations	Herpes zoster	<= 60	167	33.7	0	0.0	157	31.5	0	0.0	NE			NE	NE	NE		NE	NE	NE	NE	NE	NE	NE	NE	NE	NE	NE	NE	NE
Infections and infestations	Herpes zoster	> 60	328	66.3	0	0.0	341	68.5	1	0.3		*	Quasi-complete separation of data points detected.				*	ERROR: The mean parameter is either invalid or at a limit of its range for some observations.			0.00	Algorithm converged.	0.00	NE	0.9999		>999.99	Algorithm converged.	0.00	NE
Infections and infestations	Infection	<= 60	167	33.7	2	1.2	157	31.5	0	0.0		*	Quasi-complete separation of data points detected.				*	WARNING: Negative of Hessian not positive definite.			NE	Algorithm converged.	NE	NE	NE	0.2923	NE	Algorithm converged.	NE	NE
Infections and infestations	Infection	> 60	328	66.3	2	0.6	341	68.5	1	0.3	2.09		Convergence criterion (GCONV=1E-8) satisfied.	0.19	23.11	0.003		Algorithm converged.	-0.007	0.013	2.08	Algorithm converged.	0.19	22.82	0.5493		0.48	Algorithm converged.	0.04	5.28
Infections and infestations	Influenza	<= 60	167	33.7	0	0.0	157	31.5	0	0.0	NE			NE	NE	NE		NE	NE	NE	NE	NE	NE	NE	NE	NE	NE	NE	NE	NE
Infections and infestations	Influenza	> 60	328	66.3	2	0.6	341	68.5	0	0.0		*	Quasi-complete separation of data points detected.				*	WARNING: Negative of Hessian not positive definite.			NE	Algorithm converged.	NE	NE	NE		NE	Algorithm converged.	NE	NE
Infections and infestations	Intervertebral discitis	<= 60	167	33.7	0	0.0	157	31.5	0	0.0	NE			NE	NE	NE		NE	NE	NE	NE	NE	NE	NE	NE	NE	NE	NE	NE	NE
Infections and infestations	Intervertebral discitis	> 60	328	66.3	0	0.0	341	68.5	1	0.3		*	Quasi-complete separation of data points detected.				*	ERROR: The mean parameter is either invalid or at a limit of its range for some observations.			0.00	Algorithm converged.	0.00	NE	0.9999		>999.99	Algorithm converged.	0.00	NE
Infections and infestations	Klebsiella sepsis	<= 60	167	33.7	0	0.0	157	31.5	0	0.0	NE			NE	NE	NE		NE	NE	NE	NE	NE	NE	NE	NE	NE	NE	NE	NE	NE
Infections and infestations	Klebsiella sepsis	> 60	328	66.3	0	0.0	341	68.5	1	0.3		*	Quasi-complete separation of data points detected.				*	ERROR: The mean parameter is either invalid or at a limit of its range for some observations.			0.00	Algorithm converged.	0.00	NE	0.9999		>999.99	Algorithm converged.	0.00	NE
Infections and infestations	Mediastinitis	<= 60	167	33.7	1	0.6	157	31.5	0	0.0		*	Quasi-complete separation of data points detected.				*	WARNING: Negative of Hessian not positive definite.			NE	Algorithm converged.	NE	NE	NE	NE	NE	Algorithm converged.	NE	NE
Infections and infestations	Mediastinitis	> 60	328	66.3	0	0.0	341	68.5	0	0.0	NE			NE	NE	NE		NE	NE	NE	NE	NE	NE	NE	NE		NE	NE	NE	NE
Infections and infestations	Neutropenic sepsis	<= 60	167	33.7	1	0.6	157	31.5	0	0.0		*	Quasi-complete separation of data points detected.				*	WARNING: Negative of Hessian not positive definite.			NE	Algorithm converged.	NE	NE	NE	0.3215	NE	Algorithm converged.	NE	NE
Infections and infestations	Neutropenic sepsis	> 60	328	66.3	1	0.3	341	68.5	1	0.3	1.04		Convergence criterion (GCONV=1E-8) satisfied.	0.06	16.69	0.000		Algorithm converged.	-0.008	0.008	1.04	Algorithm converged.	0.07	16.55	0.9780		0.96	Algorithm converged.	0.06	15.31
Infections and infestations	Peritonitis	<= 60	167	33.7	0	0.0	157	31.5	0	0.0	NE			NE	NE	NE		NE	NE	NE	NE	NE	NE	NE	NE	NE	NE	NE	NE	NE
Infections and infestations	Peritonitis	> 60	328	66.3	0	0.0	341	68.5	1	0.3		*	Quasi-complete separation of data points detected.				*	ERROR: The mean parameter is either invalid or at a limit of its range for some observations.			0.00	Algorithm converged.	0.00	NE	0.9999		>999.99	Algorithm converged.	0.00	NE
Infections and infestations	Pneumocystis jirovecii pneumonia	<= 60	167	33.7	0	0.0	157	31.5	0	0.0	NE			NE	NE	NE		NE	NE	NE	NE	NE	NE	NE	NE	1.0000	NE	NE	NE	NE
Infections and infestations	Pneumocystis jirovecii pneumonia	> 60	328	66.3	2	0.6	341	68.5	1	0.3	2.09		Convergence criterion (GCONV=1E-8) satisfied.	0.19	23.11	0.003		Algorithm converged.	-0.007	0.013	2.08	Algorithm converged.	0.19	22.82	0.5493		0.48	Algorithm converged.	0.04	5.28
Infections and infestations	Pneumonia	<= 60	167	33.7	5	3.0	157	31.5	6	3.8	0.78		Convergence criterion (GCONV=1E-8) satisfied.	0.23	2.60	-0.008		Algorithm converged.	-0.048	0.031	0.78	Algorithm converged.	0.24	2.52	0.6818	0.3493	1.28	Algorithm converged.	0.40	4.10
Infections and infestations	Pneumonia	> 60	328	66.3	20	6.1	341	68.5	14	4.1	1.52		Convergence criterion (GCONV=1E-8) satisfied.	0.75	3.06	0.020		Algorithm converged.	-0.013	0.053	1.49	Algorithm converged.	0.76	2.89	0.2444		0.67	Algorithm converged.	0.35	1.31
Infections and infestations	Pneumonia bacterial	<= 60	167	33.7	1	0.6	157	31.5	0	0.0		*	Quasi-complete separation of data points detected.				*	WARNING: Negative of Hessian not positive definite.			NE	Algorithm converged.	NE	NE	NE	NE	NE	Algorithm converged.	NE	NE
Infections and infestations	Pneumonia bacterial	> 60	328	66.3	0	0.0	341	68.5	0	0.0	NE			NE	NE	NE		NE	NE	NE	NE	NE	NE	NE	NE		NE	NE	NE	NE
Infections and infestations	Pneumonia pneumococcal	<= 60	167	33.7	0	0.0	157	31.5	0	0.0	NE			NE	NE	NE		NE	NE	NE	NE	NE	NE	NE	NE	NE	NE	NE	NE	NE
Infections and infestations	Pneumonia pneumococcal	> 60	328	66.3	1	0.3	341	68.5	0	0.0		*	Quasi-complete separation of data points detected.				*	WARNING: Negative of Hessian not positive definite.			NE	Algorithm converged.	NE	NE	NE		NE	Algorithm converged.	NE	NE
Infections and infestations	Prostate infection	<= 60	167	33.7	0	0.0	157	31.5	1	0.6		*	Quasi-complete separation of data points detected.				*	WARNING: The relative Hessian convergence criterion of 22.107627839 is greater than the limit of 0.0001. The convergence is questionable.			0.00	Algorithm converged.	0.00	NE	0.9999	NE	>999.99	Algorithm converged.	0.00	NE
Infections and infestations	Prostate infection	> 60	328	66.3	0	0.0	341	68.5	0	0.0	NE			NE	NE	NE		NE	NE	NE	NE	NE	NE	NE	NE		NE	NE	NE	NE
Infections and infestations	Respiratory tract infection	<= 60	167	33.7	1	0.6	157	31.5	0	0.0		*	Quasi-complete separation of data points detected.				*	WARNING: Negative of Hessian not positive definite.			NE	Algorithm converged.	NE	NE	NE	NE	NE	Algorithm converged.	NE	NE
Infections and infestations	Respiratory tract infection	> 60	328	66.3	0	0.0	341	68.5	0	0.0	NE			NE	NE	NE		NE	NE	NE	NE	NE	NE	NE	NE		NE	NE	NE	NE
Infections and infestations	Rhinovirus infection	<= 60	167	33.7	0	0.0	157	31.5	0	0.0	NE			NE	NE	NE		NE	NE	NE	NE	NE	NE	NE	NE	NE	NE	NE	NE	NE
Infections and infestations	Rhinovirus infection	> 60	328	66.3	1	0.3	341	68.5	0	0.0		*	Quasi-complete separation of data points detected.				*	WARNING: Negative of Hessian not positive definite.			NE	Algorithm converged.	NE	NE	NE		NE	Algorithm converged.	NE	NE
Infections and infestations	Scrotal infection	<= 60	167	33.7	0	0.0	157	31.5	0	0.0	NE			NE	NE	NE		NE	NE	NE	NE	NE	NE	NE	NE	NE	NE	NE	NE	NE
Infections and infestations	Scrotal infection	> 60	328	66.3	0	0.0	341	68.5	1	0.3		*	Quasi-complete separation of data points detected.				*	ERROR: The mean parameter is either invalid or at a limit of its range for some observations.			0.00	Algorithm converged.	0.00	NE	0.9999		>999.99	Algorithm converged.	0.00	NE
Infections and infestations	Sepsis	<= 60	167	33.7	3	1.8	157	31.5	0	0.0		*	Quasi-complete separation of data points detected.				*	WARNING: Negative of Hessian not positive definite.			NE	Algorithm converged.	NE	NE	NE	0.0110	NE	Algorithm converged.	NE	NE
Infections and infestations	Sepsis	> 60	328	66.3	2	0.6	341	68.5	7	2.1	0.29		Convergence criterion (GCONV=1E-8) satisfied.	0.06	1.42	-0.014		Algorithm converged.	-0.032	0.003	0.30	Algorithm converged.	0.06	1.42	0.1282		3.37	Algorithm converged.	0.70	16.09
Infections and infestations	Septic shock	<= 60	167	33.7	0	0.0	157	31.5	0	0.0	NE			NE	NE	NE		NE	NE	NE	NE	NE	NE	NE	NE	NE	NE	NE	NE	NE
Infections and infestations	Septic shock	> 60	328	66.3	0	0.0	341	68.5	4	1.2		*	Quasi-complete separation of data points detected.				*	ERROR: The mean parameter is either invalid or at a limit of its range for some observations.			0.00	Algorithm converged.	0.00	NE	0.9999		>999.99	Algorithm converged.	0.00	NE
Infections and infestations	Skin infection	<= 60	167	33.7	1	0.6	157	31.5	1	0.6	0.94		Convergence criterion (GCONV=1E-8) satisfied.	0.06	15.15	0.000		Algorithm converged.	-0.017	0.017	0.94	Algorithm converged.	0.06	14.90	0.9651	1.0000	1.06	Algorithm converged.	0.07	16.86
Infections and infestations	Skin infection	> 60	328	66.3	0	0.0	341	68.5	0	0.0	NE			NE	NE	NE		NE	NE	NE	NE	NE	NE	NE	NE		NE	NE	NE	NE
Infections and infestations	Staphylococcal infection	<= 60	167	33.7	1	0.6	157	31.5	0	0.0		*	Quasi-complete separation of data points detected.				*	WARNING: Negative of Hessian not positive definite.			NE	Algorithm converged.	NE	NE	NE	NE	NE	Algorithm converged.	NE	NE
Infections and infestations	Staphylococcal infection	> 60	328	66.3	0	0.0	341	68.5	0	0.0	NE			NE	NE	NE		NE	NE	NE	NE	NE	NE	NE	NE		NE	NE	NE	NE
Infections and infestations	Staphylococcal sepsis	<= 60	167	33.7	0	0.0	157	31.5	0	0.0	NE			NE	NE	NE		NE	NE	NE	NE	NE	NE	NE	NE	NE	NE	NE	NE	NE
Infections and infestations	Staphylococcal sepsis	> 60	328	66.3	1	0.3	341	68.5	0	0.0		*	Quasi-complete separation of data points detected.				*	WARNING: Negative of Hessian not positive definite.			NE	Algorithm converged.	NE	NE	NE		NE	Algorithm converged.	NE	NE
Infections and infestations	Suspected COVID-19	<= 60	167	33.7	1	0.6	157	31.5	0	0.0		*	Quasi-complete separation of data points detected.				*	WARNING: Negative of Hessian not positive definite.			NE	Algorithm converged.	NE	NE	NE	NE	NE	Algorithm converged.	NE	NE
Infections and infestations	Suspected COVID-19	> 60	328	66.3	0	0.0	341	68.5	0	0.0	NE			NE	NE	NE		NE	NE	NE	NE	NE	NE	NE	NE		NE	NE	NE	NE
Infections and infestations	Systemic candida	<= 60	167	33.7	0	0.0	157	31.5	0	0.0	NE			NE	NE	NE		NE	NE	NE	NE	NE	NE	NE	NE	NE	NE	NE	NE	NE
Infections and infestations	Systemic candida	> 60	328	66.3	0	0.0	341	68.5	1	0.3		*	Quasi-complete separation of data points detected.				*	ERROR: The mean parameter is either invalid or at a limit of its range for some observations.			0.00	Algorithm converged.	0.00	NE	0.9999		>999.99	Algorithm converged.	0.00	NE
Infections and infestations	Tracheitis	<= 60	167	33.7	0	0.0	157	31.5	1	0.6		*	Quasi-complete separation of data points detected.				*	WARNING: The relative Hessian convergence criterion of 22.107627685 is greater than the limit of 0.0001. The convergence is questionable.			0.00	Algorithm converged.	0.00	NE	0.9999	NE	>999.99	Algorithm converged.	0.00	NE
Infections and infestations	Tracheitis	> 60	328	66.3	0	0.0	341	68.5	0	0.0	NE			NE	NE	NE		NE	NE	NE	NE	NE	NE	NE	NE		NE	NE	NE	NE
Infections and infestations	Tracheobronchitis	<= 60	167	33.7	0	0.0	157	31.5	0	0.0	NE			NE	NE	NE		NE	NE	NE	NE	NE	NE	NE	NE	NE	NE	NE	NE	NE
Infections and infestations	Tracheobronchitis	> 60	328	66.3	1	0.3	341	68.5	0	0.0		*	Quasi-complete separation of data points detected.				*	WARNING: Negative of Hessian not positive definite.			NE	Algorithm converged.	NE	NE	NE		NE	Algorithm converged.	NE	NE
Infections and infestations	Tuberculosis	<= 60	167	33.7	0	0.0	157	31.5	1	0.6		*	Quasi-complete separation of data points detected.				*	WARNING: The relative Hessian convergence criterion of 22.107627839 is greater than the limit of 0.0001. The convergence is questionable.			0.00	Algorithm converged.	0.00	NE	0.9999	NE	>999.99	Algorithm converged.	0.00	NE
Infections and infestations	Tuberculosis	> 60	328	66.3	0	0.0	341	68.5	0	0.0	NE			NE	NE	NE		NE	NE	NE	NE	NE	NE	NE	NE		NE	NE	NE	NE
Infections and infestations	Upper respiratory tract infection	<= 60	167	33.7	2	1.2	157	31.5	1	0.6	1.89		Convergence criterion (GCONV=1E-8) satisfied.	0.17	21.06	0.006		Algorithm converged.	-0.015	0.026	1.88	Algorithm converged.	0.17	20.53	0.6047	0.7499	0.53	Algorithm converged.	0.05	5.81
Infections and infestations	Upper respiratory tract infection	> 60	328	66.3	1	0.3	341	68.5	1	0.3	1.04		Convergence criterion (GCONV=1E-8) satisfied.	0.06	16.69	0.000		Algorithm converged.	-0.008	0.008	1.04	Algorithm converged.	0.07	16.55	0.9780		0.96	Algorithm converged.	0.06	15.31
Infections and infestations	Urinary tract infection	<= 60	167	33.7	2	1.2	157	31.5	1	0.6	1.89		Convergence criterion (GCONV=1E-8) satisfied.	0.17	21.06	0.006		Algorithm converged.	-0.015	0.026	1.88	Algorithm converged.	0.17	20.53	0.6047	0.9432	0.53	Algorithm converged.	0.05	5.81
Infections and infestations	Urinary tract infection	> 60	328	66.3	6	1.8	341	68.5	3	0.9	2.10		Convergence criterion (GCONV=1E-8) satisfied.	0.52	8.46	0.009		Algorithm converged.	-0.008	0.027	2.08	Algorithm converged.	0.52	8.24	0.2977		0.48	Algorithm converged.	0.12	1.91
Infections and infestations	Urinary tract infection bacterial	<= 60	167	33.7	0	0.0	157	31.5	0	0.0	NE			NE	NE	NE		NE	NE	NE	NE	NE	NE	NE	NE	NE	NE	NE	NE	NE
Infections and infestations	Urinary tract infection bacterial	> 60	328	66.3	1	0.3	341	68.5	0	0.0		*	Quasi-complete separation of data points detected.				*	WARNING: The relative Hessian convergence criterion of 50.209912281 is greater than the limit of 0.0001. The convergence is questionable.			NE	Algorithm converged.	NE	NE	NE		NE	Algorithm converged.	NE	NE
Infections and infestations	Viral infection	<= 60	167	33.7	1	0.6	157	31.5	0	0.0		*	Quasi-complete separation of data points detected.				*	WARNING: Negative of Hessian not positive definite.			NE	Algorithm converged.	NE	NE	NE	NE	NE	Algorithm converged.	NE	NE
Infections and infestations	Viral infection	> 60	328	66.3	0	0.0	341	68.5	0	0.0	NE			NE	NE	NE		NE	NE	NE	NE	NE	NE	NE	NE		NE	NE	NE	NE
Infections and infestations	Wound infection bacterial	<= 60	167	33.7	0	0.0	157	31.5	0	0.0	NE			NE	NE	NE		NE	NE	NE	NE	NE	NE	NE	NE	NE	NE	NE	NE	NE
Infections and infestations	Wound infection bacterial	> 60	328	66.3	0	0.0	341	68.5	1	0.3		*	Quasi-complete separation of data points detected.				*	ERROR: The mean parameter is either invalid or at a limit of its range for some observations.			0.00	Algorithm converged.	0.00	NE	0.9999		>999.99	Algorithm converged.	0.00	NE
Injury, poisoning and procedural complications		<= 60	167	33.7	1	0.6	157	31.5	1	0.6	0.94		Convergence criterion (GCONV=1E-8) satisfied.	0.06	15.15	0.000		Algorithm converged.	-0.017	0.017	0.94	Algorithm converged.	0.06	14.90	0.9651	0.5415	1.06	Algorithm converged.	0.07	16.86
Injury, poisoning and procedural complications		> 60	328	66.3	2	0.6	341	68.5	6	1.8	0.34		Convergence criterion (GCONV=1E-8) satisfied.	0.07	1.71	-0.011		Algorithm converged.	-0.028	0.005	0.35	Algorithm converged.	0.07	1.70	0.1923		2.89	Algorithm converged.	0.59	14.19
Injury, poisoning and procedural complications	Concussion	<= 60	167	33.7	0	0.0	157	31.5	0	0.0	NE			NE	NE	NE		NE	NE	NE	NE	NE	NE	NE	NE	NE	NE	NE	NE	NE
Injury, poisoning and procedural complications	Concussion	> 60	328	66.3	0	0.0	341	68.5	1	0.3		*	Quasi-complete separation of data points detected.				*	ERROR: The mean parameter is either invalid or at a limit of its range for some observations.			0.00	Algorithm converged.	0.00	NE	0.9999		>999.99	Algorithm converged.	0.00	NE
Injury, poisoning and procedural complications	Fall	<= 60	167	33.7	0	0.0	157	31.5	0	0.0	NE			NE	NE	NE		NE	NE	NE	NE	NE	NE	NE	NE	NE	NE	NE	NE	NE
Injury, poisoning and procedural complications	Fall	> 60	328	66.3	0	0.0	341	68.5	1	0.3		*	Quasi-complete separation of data points detected.				*	ERROR: The mean parameter is either invalid or at a limit of its range for some observations.			0.00	Algorithm converged.	0.00	NE	0.9999		>999.99	Algorithm converged.	0.00	NE
Injury, poisoning and procedural complications	Hip fracture	<= 60	167	33.7	0	0.0	157	31.5	0	0.0	NE			NE	NE	NE		NE	NE	NE	NE	NE	NE	NE	NE	NE	NE	NE	NE	NE
Injury, poisoning and procedural complications	Hip fracture	> 60	328	66.3	0	0.0	341	68.5	2	0.6		*	Quasi-complete separation of data points detected.				*	ERROR: The mean parameter is either invalid or at a limit of its range for some observations.			0.00	Algorithm converged.	0.00	NE	0.9999		>999.99	Algorithm converged.	0.00	NE
Injury, poisoning and procedural complications	Infusion related reaction	<= 60	167	33.7	0	0.0	157	31.5	1	0.6		*	Quasi-complete separation of data points detected.				*	WARNING: The relative Hessian convergence criterion of 22.107627762 is greater than the limit of 0.0001. The convergence is questionable.			0.00	Algorithm converged.	0.00	NE	0.9999	NE	>999.99	Algorithm converged.	0.00	NE
Injury, poisoning and procedural complications	Infusion related reaction	> 60	328	66.3	0	0.0	341	68.5	0	0.0	NE			NE	NE	NE		NE	NE	NE	NE	NE	NE	NE	NE		NE	NE	NE	NE
Injury, poisoning and procedural complications	Injury	<= 60	167	33.7	0	0.0	157	31.5	0	0.0	NE			NE	NE	NE		NE	NE	NE	NE	NE	NE	NE	NE	1.0000	NE	NE	NE	NE
Injury, poisoning and procedural complications	Injury	> 60	328	66.3	1	0.3	341	68.5	1	0.3	1.04		Convergence criterion (GCONV=1E-8) satisfied.	0.06	16.69	0.000		Algorithm converged.	-0.008	0.008	1.04	Algorithm converged.	0.07	16.55	0.9780		0.96	Algorithm converged.	0.06	15.31
Injury, poisoning and procedural complications	Lower limb fracture	<= 60	167	33.7	0	0.0	157	31.5	0	0.0	NE			NE	NE	NE		NE	NE	NE	NE	NE	NE	NE	NE	NE	NE	NE	NE	NE
Injury, poisoning and procedural complications	Lower limb fracture	> 60	328	66.3	1	0.3	341	68.5	0	0.0		*	Quasi-complete separation of data points detected.				*	WARNING: Negative of Hessian not positive definite.			NE	Algorithm converged.	NE	NE	NE		NE	Algorithm converged.	NE	NE
Injury, poisoning and procedural complications	Lumbar vertebral fracture	<= 60	167	33.7	0	0.0	157	31.5	0	0.0	NE			NE	NE	NE		NE	NE	NE	NE	NE	NE	NE	NE	NE	NE	NE	NE	NE
Injury, poisoning and procedural complications	Lumbar vertebral fracture	> 60	328	66.3	0	0.0	341	68.5	1	0.3		*	Quasi-complete separation of data points detected.				*	ERROR: The mean parameter is either invalid or at a limit of its range for some observations.			0.00	Algorithm converged.	0.00	NE	0.9999		>999.99	Algorithm converged.	0.00	NE
Injury, poisoning and procedural complications	Post lumbar puncture syndrome	<= 60	167	33.7	1	0.6	157	31.5	0	0.0		*	Quasi-complete separation of data points detected.				*	WARNING: Negative of Hessian not positive definite.			NE	Algorithm converged.	NE	NE	NE	NE	NE	Algorithm converged.	NE	NE
Injury, poisoning and procedural complications	Post lumbar puncture syndrome	> 60	328	66.3	0	0.0	341	68.5	0	0.0	NE			NE	NE	NE		NE	NE	NE	NE	NE	NE	NE	NE		NE	NE	NE	NE
Injury, poisoning and procedural complications	Skull fracture	<= 60	167	33.7	0	0.0	157	31.5	0	0.0	NE			NE	NE	NE		NE	NE	NE	NE	NE	NE	NE	NE	NE	NE	NE	NE	NE
Injury, poisoning and procedural complications	Skull fracture	> 60	328	66.3	1	0.3	341	68.5	0	0.0		*	Quasi-complete separation of data points detected.				*	WARNING: Negative of Hessian not positive definite.			NE	Algorithm converged.	NE	NE	NE		NE	Algorithm converged.	NE	NE
Injury, poisoning and procedural complications	Thoracic vertebral fracture	<= 60	167	33.7	0	0.0	157	31.5	0	0.0	NE			NE	NE	NE		NE	NE	NE	NE	NE	NE	NE	NE	NE	NE	NE	NE	NE
Injury, poisoning and procedural complications	Thoracic vertebral fracture	> 60	328	66.3	0	0.0	341	68.5	1	0.3		*	Quasi-complete separation of data points detected.				*	ERROR: The mean parameter is either invalid or at a limit of its range for some observations.			0.00	Algorithm converged.	0.00	NE	0.9999		>999.99	Algorithm converged.	0.00	NE
Investigations		<= 60	167	33.7	4	2.4	157	31.5	1	0.6	3.83		Convergence criterion (GCONV=1E-8) satisfied.	0.42	34.63	0.018		Algorithm converged.	-0.009	0.044	3.76	Algorithm converged.	0.42	33.28	0.2338	0.3007	0.27	Algorithm converged.	0.03	2.35
Investigations		> 60	328	66.3	9	2.7	341	68.5	8	2.3	1.17		Convergence criterion (GCONV=1E-8) satisfied.	0.45	3.08	0.004		Algorithm converged.	-0.020	0.028	1.17	Algorithm converged.	0.46	2.99	0.7440		0.86	Algorithm converged.	0.33	2.19
Investigations	Blood culture positive	<= 60	167	33.7	0	0.0	157	31.5	0	0.0	NE			NE	NE	NE		NE	NE	NE	NE	NE	NE	NE	NE	NE	NE	NE	NE	NE
Investigations	Blood culture positive	> 60	328	66.3	0	0.0	341	68.5	1	0.3		*	Quasi-complete separation of data points detected.				*	ERROR: The mean parameter is either invalid or at a limit of its range for some observations.			0.00	Algorithm converged.	0.00	NE	0.9999		>999.99	Algorithm converged.	0.00	NE
Investigations	C-reactive protein increased	<= 60	167	33.7	0	0.0	157	31.5	0	0.0	NE			NE	NE	NE		NE	NE	NE	NE	NE	NE	NE	NE	NE	NE	NE	NE	NE
Investigations	C-reactive protein increased	> 60	328	66.3	1	0.3	341	68.5	0	0.0		*	Quasi-complete separation of data points detected.				*	WARNING: The relative Hessian convergence criterion of 50.209912281 is greater than the limit of 0.0001. The convergence is questionable.			NE	Algorithm converged.	NE	NE	NE		NE	Algorithm converged.	NE	NE
Investigations	Coronavirus test positive	<= 60	167	33.7	1	0.6	157	31.5	0	0.0		*	Quasi-complete separation of data points detected.				*	WARNING: Negative of Hessian not positive definite.			NE	Algorithm converged.	NE	NE	NE	NE	NE	Algorithm converged.	NE	NE
Investigations	Coronavirus test positive	> 60	328	66.3	0	0.0	341	68.5	0	0.0	NE			NE	NE	NE		NE	NE	NE	NE	NE	NE	NE	NE		NE	NE	NE	NE
Investigations	Ejection fraction decreased	<= 60	167	33.7	1	0.6	157	31.5	0	0.0		*	Quasi-complete separation of data points detected.				*	WARNING: Negative of Hessian not positive definite.			NE	Algorithm converged.	NE	NE	NE	NE	NE	Algorithm converged.	NE	NE
Investigations	Ejection fraction decreased	> 60	328	66.3	0	0.0	341	68.5	0	0.0	NE			NE	NE	NE		NE	NE	NE	NE	NE	NE	NE	NE		NE	NE	NE	NE
Investigations	Influenza A virus test positive	<= 60	167	33.7	0	0.0	157	31.5	0	0.0	NE			NE	NE	NE		NE	NE	NE	NE	NE	NE	NE	NE	NE	NE	NE	NE	NE
Investigations	Influenza A virus test positive	> 60	328	66.3	0	0.0	341	68.5	1	0.3		*	Quasi-complete separation of data points detected.				*	ERROR: The mean parameter is either invalid or at a limit of its range for some observations.			0.00	Algorithm converged.	0.00	NE	0.9999		>999.99	Algorithm converged.	0.00	NE
Investigations	Lymphocyte count decreased	<= 60	167	33.7	0	0.0	157	31.5	0	0.0	NE			NE	NE	NE		NE	NE	NE	NE	NE	NE	NE	NE	NE	NE	NE	NE	NE

Investigations	Lymphocyte count decreased	> 60	328	66.3	0	0.0	341	68.5	1	0.3		*	Quasi-complete separation of data points detected.				*	ERROR: The mean parameter is either invalid or at a limit of its range for some observations.			0.00		Algorithm converged.	0.00	NE	0.9999		>999.99		Algorithm converged.	0.00	NE
Investigations	Neutrophil count decreased	<= 60	167	33.7	2	1.2	157	31.5	0	0.0		*	Quasi-complete separation of data points detected.				*	WARNING: Negative of Hessian not positive definite.			NE		Algorithm converged.	NE	NE	NE	0.1932	NE		Algorithm converged.	NE	NE
Investigations	Neutrophil count decreased	> 60	328	66.3	6	1.8	341	68.5	4	1.2	1.57		Convergence criterion (GCONV=1E-8) satisfied.	0.44	5.61	0.007		Algorithm converged.	-0.012	0.025	1.56		Algorithm converged.	0.44	5.48	0.4881		0.64		Algorithm converged.	0.18	2.25
Investigations	Platelet count decreased	<= 60	167	33.7	0	0.0	157	31.5	1	0.6		*	Quasi-complete separation of data points detected.				*	WARNING: The relative Hessian convergence criterion of 22.107627685 is greater than the limit of 0.0001. The convergence is questionable.			0.00		Algorithm converged.	0.00	NE	0.9999	0.3920	>999.99		Algorithm converged.	0.00	NE
Investigations	Platelet count decreased	> 60	328	66.3	1	0.3	341	68.5	2	0.6	0.52		Convergence criterion (GCONV=1E-8) satisfied.	0.05	5.74	-0.003		Algorithm converged.	-0.013	0.007	0.52		Algorithm converged.	0.05	5.71	0.5925		1.92		Algorithm converged.	0.18	21.11
Investigations	Troponin T increased	<= 60	167	33.7	0	0.0	157	31.5	0	0.0	NE			NE	NE	NE		NE	NE	NE	NE		NE	NE	NE	NE	NE	NE		NE	NE	NE
Investigations	Troponin T increased	> 60	328	66.3	1	0.3	341	68.5	0	0.0		*	Quasi-complete separation of data points detected.				*	WARNING: Negative of Hessian not positive definite.			NE		Algorithm converged.	NE	NE	NE		NE		Algorithm converged.	NE	NE
Investigations	Weight decreased	<= 60	167	33.7	0	0.0	157	31.5	0	0.0	NE			NE	NE	NE		NE	NE	NE	NE		NE	NE	NE	NE	NE	NE		NE	NE	NE
Investigations	Weight decreased	> 60	328	66.3	1	0.3	341	68.5	0	0.0		*	Quasi-complete separation of data points detected.				*	WARNING: Negative of Hessian not positive definite.			NE		Algorithm converged.	NE	NE	NE		NE		Algorithm converged.	NE	NE
Investigations	White blood cell count decreased	<= 60	167	33.7	1	0.6	157	31.5	0	0.0		*	Quasi-complete separation of data points detected.				*	WARNING: Negative of Hessian not positive definite.			NE		Algorithm converged.	NE	NE	NE	0.4267	NE		Algorithm converged.	NE	NE
Investigations	White blood cell count decreased	> 60	328	66.3	2	0.6	341	68.5	1	0.3	2.09		Convergence criterion (GCONV=1E-8) satisfied.	0.19	23.11	0.003		Algorithm converged.	-0.007	0.013	2.08		Algorithm converged.	0.19	22.82	0.5493		0.48		Algorithm converged.	0.04	5.28
Metabolism and nutrition disorders		<= 60	167	33.7	1	0.6	157	31.5	0	0.0		*	Quasi-complete separation of data points detected.				*	WARNING: Negative of Hessian not positive definite.			NE		Algorithm converged.	NE	NE	NE	0.1646	NE		Algorithm converged.	NE	NE
Metabolism and nutrition disorders		> 60	328	66.3	4	1.2	341	68.5	8	2.3	0.51		Convergence criterion (GCONV=1E-8) satisfied.	0.15	1.72	-0.011		Algorithm converged.	-0.031	0.009	0.52		Algorithm converged.	0.16	1.71	0.2815		1.92		Algorithm converged.	0.58	6.33
Metabolism and nutrition disorders	Decreased appetite	<= 60	167	33.7	0	0.0	157	31.5	0	0.0	NE			NE	NE	NE		NE	NE	NE	NE		NE	NE	NE	NE	1.0000	NE		NE	NE	NE
Metabolism and nutrition disorders	Decreased appetite	> 60	328	66.3	1	0.3	341	68.5	1	0.3	1.04		Convergence criterion (GCONV=1E-8) satisfied.	0.06	16.69	0.000		Algorithm converged.	-0.008	0.008	1.04		Algorithm converged.	0.07	16.55	0.9780		0.96		Algorithm converged.	0.06	15.31
Metabolism and nutrition disorders	Dehydration	<= 60	167	33.7	1	0.6	157	31.5	0	0.0		*	Quasi-complete separation of data points detected.				*	WARNING: Negative of Hessian not positive definite.			NE		Algorithm converged.	NE	NE	NE	0.1455	NE		Algorithm converged.	NE	NE
Metabolism and nutrition disorders	Dehydration	> 60	328	66.3	1	0.3	341	68.5	3	0.9	0.34		Convergence criterion (GCONV=1E-8) satisfied.	0.04	3.33	-0.006		Algorithm converged.	-0.017	0.006	0.35		Algorithm converged.	0.04	3.31	0.3577		2.89		Algorithm converged.	0.30	27.60
Metabolism and nutrition disorders	Hypoglycaemia	<= 60	167	33.7	0	0.0	157	31.5	0	0.0	NE			NE	NE	NE		NE	NE	NE	NE		NE	NE	NE	NE	NE	NE		NE	NE	NE
Metabolism and nutrition disorders	Hypoglycaemia	> 60	328	66.3	0	0.0	341	68.5	1	0.3		*	Quasi-complete separation of data points detected.				*	ERROR: The mean parameter is either invalid or at a limit of its range for some observations.			0.00		Algorithm converged.	0.00	NE	0.9999		>999.99		Algorithm converged.	0.00	NE
Metabolism and nutrition disorders	Hypokalaemia	<= 60	167	33.7	0	0.0	157	31.5	0	0.0	NE			NE	NE	NE		NE	NE	NE	NE		NE	NE	NE	NE	NE	NE		NE	NE	NE
Metabolism and nutrition disorders	Hypokalaemia	> 60	328	66.3	0	0.0	341	68.5	1	0.3		*	Quasi-complete separation of data points detected.				*	ERROR: The mean parameter is either invalid or at a limit of its range for some observations.			0.00		Algorithm converged.	0.00	NE	0.9999		>999.99		Algorithm converged.	0.00	NE
Metabolism and nutrition disorders	Hyponatraemia	<= 60	167	33.7	0	0.0	157	31.5	0	0.0	NE			NE	NE	NE		NE	NE	NE	NE		NE	NE	NE	NE	NE	NE		NE	NE	NE
Metabolism and nutrition disorders	Hyponatraemia	> 60	328	66.3	0	0.0	341	68.5	1	0.3		*	Quasi-complete separation of data points detected.				*	ERROR: The mean parameter is either invalid or at a limit of its range for some observations.			0.00		Algorithm converged.	0.00	NE	0.9999		>999.99		Algorithm converged.	0.00	NE
Metabolism and nutrition disorders	Hypovolaemia	<= 60	167	33.7	0	0.0	157	31.5	0	0.0	NE			NE	NE	NE		NE	NE	NE	NE		NE	NE	NE	NE	NE	NE		NE	NE	NE
Metabolism and nutrition disorders	Hypovolaemia	> 60	328	66.3	1	0.3	341	68.5	0	0.0		*	Quasi-complete separation of data points detected.				*	WARNING: Negative of Hessian not positive definite.			NE		Algorithm converged.	NE	NE	NE		NE		Algorithm converged.	NE	NE
Metabolism and nutrition disorders	Tumour lysis syndrome	<= 60	167	33.7	0	0.0	157	31.5	0	0.0	NE			NE	NE	NE		NE	NE	NE	NE		NE	NE	NE	NE	1.0000	NE		NE	NE	NE
Metabolism and nutrition disorders	Tumour lysis syndrome	> 60	328	66.3	1	0.3	341	68.5	1	0.3	1.04		Convergence criterion (GCONV=1E-8) satisfied.	0.06	16.69	0.000		Algorithm converged.	-0.008	0.008	1.04		Algorithm converged.	0.07	16.55	0.9780		0.96		Algorithm converged.	0.06	15.31
Musculoskeletal and connective tissue disorders		<= 60	167	33.7	1	0.6	157	31.5	2	1.3	0.47		Convergence criterion (GCONV=1E-8) satisfied.	0.04	5.20	-0.007		Algorithm converged.	-0.028	0.014	0.47		Algorithm converged.	0.04	5.13	0.5360	0.3743	2.13		Algorithm converged.	0.19	23.23
Musculoskeletal and connective tissue disorders		> 60	328	66.3	2	0.6	341	68.5	1	0.3	2.09		Convergence criterion (GCONV=1E-8) satisfied.	0.19	23.11	0.003		Algorithm converged.	-0.007	0.013	2.08		Algorithm converged.	0.19	22.82	0.5493		0.48		Algorithm converged.	0.04	5.28
Musculoskeletal and connective tissue disorders	Back pain	<= 60	167	33.7	0	0.0	157	31.5	1	0.6		*	Quasi-complete separation of data points detected.				*	WARNING: The relative Hessian convergence criterion of 22.107627762 is greater than the limit of 0.0001. The convergence is questionable.			0.00		Algorithm converged.	0.00	NE	0.9999	1.0000	>999.99		Algorithm converged.	0.00	NE
Musculoskeletal and connective tissue disorders	Back pain	> 60	328	66.3	0	0.0	341	68.5	1	0.3		*	Quasi-complete separation of data points detected.				*	ERROR: The mean parameter is either invalid or at a limit of its range for some observations.			0.00		Algorithm converged.	0.00	NE	0.9999		>999.99		Algorithm converged.	0.00	NE
Musculoskeletal and connective tissue disorders	Bone pain	<= 60	167	33.7	0	0.0	157	31.5	1	0.6		*	Quasi-complete separation of data points detected.				*	WARNING: The relative Hessian convergence criterion of 22.107627762 is greater than the limit of 0.0001. The convergence is questionable.			0.00		Algorithm converged.	0.00	NE	0.9999	0.0897	>999.99		Algorithm converged.	0.00	NE
Musculoskeletal and connective tissue disorders	Bone pain	> 60	328	66.3	1	0.3	341	68.5	0	0.0		*	Quasi-complete separation of data points detected.				*	WARNING: Negative of Hessian not positive definite.			NE		Algorithm converged.	NE	NE	NE		NE		Algorithm converged.	NE	NE
Musculoskeletal and connective tissue disorders	Pathological fracture	<= 60	167	33.7	1	0.6	157	31.5	0	0.0		*	Quasi-complete separation of data points detected.				*	WARNING: Negative of Hessian not positive definite.			NE		Algorithm converged.	NE	NE	NE	1.0000	NE		Algorithm converged.	NE	NE
Musculoskeletal and connective tissue disorders	Pathological fracture	> 60	328	66.3	1	0.3	341	68.5	0	0.0		*	Quasi-complete separation of data points detected.				*	WARNING: The relative Hessian convergence criterion of 50.209912281 is greater than the limit of 0.0001. The convergence is questionable.			NE		Algorithm converged.	NE	NE	NE		NE		Algorithm converged.	NE	NE
Neoplasms benign, malignant and unspecified (incl cysts and polyps)		<= 60	167	33.7	1	0.6	157	31.5	0	0.0		*	Quasi-complete separation of data points detected.				*	WARNING: Negative of Hessian not positive definite.			NE		Algorithm converged.	NE	NE	NE	0.4267	NE		Algorithm converged.	NE	NE
Neoplasms benign, malignant and unspecified (incl cysts and polyps)		> 60	328	66.3	2	0.6	341	68.5	1	0.3	2.09		Convergence criterion (GCONV=1E-8) satisfied.	0.19	23.11	0.003		Algorithm converged.	-0.007	0.013	2.08		Algorithm converged.	0.19	22.82	0.5493		0.48		Algorithm converged.	0.04	5.28
Neoplasms benign, malignant and unspecified (incl cysts and polyps)	Adenocarcinoma	<= 60	167	33.7	0	0.0	157	31.5	0	0.0	NE			NE	NE	NE		NE	NE	NE	NE		NE	NE	NE	NE	NE	NE		NE	NE	NE
Neoplasms benign, malignant and unspecified (incl cysts and polyps)	Adenocarcinoma	> 60	328	66.3	0	0.0	341	68.5	1	0.3		*	Quasi-complete separation of data points detected.				*	ERROR: The mean parameter is either invalid or at a limit of its range for some observations.			0.00		Algorithm converged.	0.00	NE	0.9999		>999.99		Algorithm converged.	0.00	NE
Neoplasms benign, malignant and unspecified (incl cysts and polyps)	Adenocarcinoma pancreas	<= 60	167	33.7	0	0.0	157	31.5	0	0.0	NE			NE	NE	NE		NE	NE	NE	NE		NE	NE	NE	NE	NE	NE		NE	NE	NE
Neoplasms benign, malignant and unspecified (incl cysts and polyps)	Adenocarcinoma pancreas	> 60	328	66.3	1	0.3	341	68.5	0	0.0		*	Quasi-complete separation of data points detected.				*	WARNING: Negative of Hessian not positive definite.			NE		Algorithm converged.	NE	NE	NE		NE		Algorithm converged.	NE	NE
Neoplasms benign, malignant and unspecified (incl cysts and polyps)	Colorectal cancer	<= 60	167	33.7	0	0.0	157	31.5	0	0.0	NE			NE	NE	NE		NE	NE	NE	NE		NE	NE	NE	NE	NE	NE		NE	NE	NE
Neoplasms benign, malignant and unspecified (incl cysts and polyps)	Colorectal cancer	> 60	328	66.3	1	0.3	341	68.5	0	0.0		*	Quasi-complete separation of data points detected.				*	WARNING: Negative of Hessian not positive definite.			NE		Algorithm converged.	NE	NE	NE		NE		Algorithm converged.	NE	NE
Neoplasms benign, malignant and unspecified (incl cysts and polyps)	Papillary renal cell carcinoma	<= 60	167	33.7	1	0.6	157	31.5	0	0.0		*	Quasi-complete separation of data points detected.				*	WARNING: Negative of Hessian not positive definite.			NE		Algorithm converged.	NE	NE	NE	NE	NE		Algorithm converged.	NE	NE
Neoplasms benign, malignant and unspecified (incl cysts and polyps)	Papillary renal cell carcinoma	> 60	328	66.3	0	0.0	341	68.5	0	0.0	NE			NE	NE	NE		NE	NE	NE	NE		NE	NE	NE	NE		NE		NE	NE	NE
Nervous system disorders		<= 60	167	33.7	1	0.6	157	31.5	3	1.9	0.31		Convergence criterion (GCONV=1E-8) satisfied.	0.03	3.00	-0.013		Algorithm converged.	-0.038	0.011	0.31		Algorithm converged.	0.03	2.98	0.3127	0.3901	3.19		Algorithm converged.	0.34	30.36
Nervous system disorders		> 60	328	66.3	6	1.8	341	68.5	7	2.1	0.89		Convergence criterion (GCONV=1E-8) satisfied.	0.30	2.67	-0.002		Algorithm converged.	-0.023	0.019	0.89		Algorithm converged.	0.30	2.62	0.8343		1.12		Algorithm converged.	0.38	3.30
Nervous system disorders	Aphasia	<= 60	167	33.7	0	0.0	157	31.5	0	0.0	NE			NE	NE	NE		NE	NE	NE	NE		NE	NE	NE	NE	NE	NE		NE	NE	NE
Nervous system disorders	Aphasia	> 60	328	66.3	0	0.0	341	68.5	1	0.3		*	Quasi-complete separation of data points detected.				*	ERROR: The mean parameter is either invalid or at a limit of its range for some observations.			0.00		Algorithm converged.	0.00	NE	0.9999		>999.99		Algorithm converged.	0.00	NE
Nervous system disorders	Cerebellar ataxia	<= 60	167	33.7	0	0.0	157	31.5	0	0.0	NE			NE	NE	NE		NE	NE	NE	NE		NE	NE	NE	NE	NE	NE		NE	NE	NE
Nervous system disorders	Cerebellar ataxia	> 60	328	66.3	1	0.3	341	68.5	0	0.0		*	Quasi-complete separation of data points detected.				*	WARNING: The relative Hessian convergence criterion of 50.209912281 is greater than the limit of 0.0001. The convergence is questionable.			NE		Algorithm converged.	NE	NE	NE		NE		Algorithm converged.	NE	NE
Nervous system disorders	Cerebral haemorrhage	<= 60	167	33.7	0	0.0	157	31.5	0	0.0	NE			NE	NE	NE		NE	NE	NE	NE		NE	NE	NE	NE	NE	NE		NE	NE	NE
Nervous system disorders	Cerebral haemorrhage	> 60	328	66.3	0	0.0	341	68.5	1	0.3		*	Quasi-complete separation of data points detected.				*	ERROR: The mean parameter is either invalid or at a limit of its range for some observations.			0.00		Algorithm converged.	0.00	NE	0.9999		>999.99		Algorithm converged.	0.00	NE
Nervous system disorders	Cerebral ischaemia	<= 60	167	33.7	0	0.0	157	31.5	0	0.0	NE			NE	NE	NE		NE	NE	NE	NE		NE	NE	NE	NE	NE	NE		NE	NE	NE
Nervous system disorders	Cerebral ischaemia	> 60	328	66.3	0	0.0	341	68.5	1	0.3		*	Quasi-complete separation of data points detected.				*	ERROR: The mean parameter is either invalid or at a limit of its range for some observations.			0.00		Algorithm converged.	0.00	NE	0.9999		>999.99		Algorithm converged.	0.00	NE
Nervous system disorders	Cerebrovascular accident	<= 60	167	33.7	0	0.0	157	31.5	0	0.0	NE			NE	NE	NE		NE	NE	NE	NE		NE	NE	NE	NE	NE	NE		NE	NE	NE
Nervous system disorders	Cerebrovascular accident	> 60	328	66.3	0	0.0	341	68.5	2	0.6		*	Quasi-complete separation of data points detected.				*	ERROR: The mean parameter is either invalid or at a limit of its range for some observations.			0.00		Algorithm converged.	0.00	NE	0.9999		>999.99		Algorithm converged.	0.00	NE
Nervous system disorders	Dizziness	<= 60	167	33.7	1	0.6	157	31.5	0	0.0		*	Quasi-complete separation of data points detected.				*	WARNING: Negative of Hessian not positive definite.			NE		Algorithm converged.	NE	NE	NE	NE	NE		Algorithm converged.	NE	NE
Nervous system disorders	Dizziness	> 60	328	66.3	0	0.0	341	68.5	0	0.0	NE			NE	NE	NE		NE	NE	NE	NE		NE	NE	NE	NE		NE		NE	NE	NE
Nervous system disorders	Epilepsy	<= 60	167	33.7	0	0.0	157	31.5	1	0.6		*	Quasi-complete separation of data points detected.				*	WARNING: The relative Hessian convergence criterion of 22.107627839 is greater than the limit of 0.0001. The convergence is questionable.			0.00		Algorithm converged.	0.00	NE	0.9999	NE	>999.99		Algorithm converged.	0.00	NE
Nervous system disorders	Epilepsy	> 60	328	66.3	0	0.0	341	68.5	0	0.0	NE			NE	NE	NE		NE	NE	NE	NE		NE	NE	NE	NE		NE		NE	NE	NE
Nervous system disorders	Headache	<= 60	167	33.7	0	0.0	157	31.5	1	0.6		*	Quasi-complete separation of data points detected.				*	WARNING: The relative Hessian convergence criterion of 22.107627762 is greater than the limit of 0.0001. The convergence is questionable.			0.00		Algorithm converged.	0.00	NE	0.9999	NE	>999.99		Algorithm converged.	0.00	NE
Nervous system disorders	Headache	> 60	328	66.3	0	0.0	341	68.5	0	0.0	NE			NE	NE	NE		NE	NE	NE	NE		NE	NE	NE	NE		NE		NE	NE	NE
Nervous system disorders	Hypotonia	<= 60	167	33.7	0	0.0	157	31.5	0	0.0	NE			NE	NE	NE		NE	NE	NE	NE		NE	NE	NE	NE	NE	NE		NE	NE	NE
Nervous system disorders	Hypotonia	> 60	328	66.3	0	0.0	341	68.5	1	0.3		*	Quasi-complete separation of data points detected.				*	ERROR: The mean parameter is either invalid or at a limit of its range for some observations.			0.00		Algorithm converged.	0.00	NE	0.9999		>999.99		Algorithm converged.	0.00	NE
Nervous system disorders	Nervous system disorder	<= 60	167	33.7	0	0.0	157	31.5	1	0.6		*	Quasi-complete separation of data points detected.				*	WARNING: The relative Hessian convergence criterion of 22.107627839 is greater than the limit of 0.0001. The convergence is questionable.			0.00		Algorithm converged.	0.00	NE	0.9999	NE	>999.99		Algorithm converged.	0.00	NE
Nervous system disorders	Nervous system disorder	> 60	328	66.3	0	0.0	341	68.5	0	0.0	NE			NE	NE	NE		NE	NE	NE	NE		NE	NE	NE	NE		NE		NE	NE	NE
Nervous system disorders	Peripheral sensory neuropathy	<= 60	167	33.7	0	0.0	157	31.5	0	0.0	NE			NE	NE	NE		NE	NE	NE	NE		NE	NE	NE	NE	NE	NE		NE	NE	NE
Nervous system disorders	Peripheral sensory neuropathy	> 60	328	66.3	1	0.3	341	68.5	0	0.0		*	Quasi-complete separation of data points detected.				*	WARNING: Negative of Hessian not positive definite.			NE		Algorithm converged.	NE	NE	NE		NE		Algorithm converged.	NE	NE
Nervous system disorders	Presyncope	<= 60	167	33.7	0	0.0	157	31.5	0	0.0	NE			NE	NE	NE		NE	NE	NE	NE		NE	NE	NE	NE	NE	NE		NE	NE	NE
Nervous system disorders	Presyncope	> 60	328	66.3	1	0.3	341	68.5	0	0.0		*	Quasi-complete separation of data points detected.				*	WARNING: Negative of Hessian not positive definite.			NE		Algorithm converged.	NE	NE	NE		NE		Algorithm converged.	NE	NE
Nervous system disorders	Syncope	<= 60	167	33.7	0	0.0	157	31.5	0	0.0	NE			NE	NE	NE		NE	NE	NE	NE		NE	NE	NE	NE	1.0000	NE		NE	NE	NE
Nervous system disorders	Syncope	> 60	328	66.3	3	0.9	341	68.5	1	0.3	3.14		Convergence criterion (GCONV=1E-8) satisfied.	0.32	30.32	0.006		Algorithm converged.	-0.006	0.018	3.12		Algorithm converged.	0.33	29.83	0.3235		0.32		Algorithm converged.	0.03	3.07
Nervous system disorders	Transient ischaemic attack	<= 60	167	33.7	0	0.0	157	31.5	0	0.0	NE			NE	NE	NE		NE	NE	NE	NE		NE	NE	NE	NE	NE	NE		NE	NE	NE
Nervous system disorders	Transient ischaemic attack	> 60	328	66.3	0	0.0	341	68.5	1	0.3		*	Quasi-complete separation of data points detected.				*	ERROR: The mean parameter is either invalid or at a limit of its range for some observations.			0.00		Algorithm converged.	0.00	NE	0.9999		>999.99		Algorithm converged.	0.00	NE
Psychiatric disorders		<= 60	167	33.7	0	0.0	157	31.5	0	0.0	NE			NE	NE	NE		NE	NE	NE	NE		NE	NE	NE	NE	1.0000	NE		NE	NE	NE
Psychiatric disorders		> 60	328	66.3	4	1.2	341	68.5	1	0.3	4.20		Convergence criterion (GCONV=1E-8) satisfied.	0.47	37.75	0.009		Algorithm converged.	-0.004	0.022	4.16		Algorithm converged.	0.47	37.01	0.2013		0.24		Algorithm converged.	0.03	2.14
Psychiatric disorders	Confusional state	<= 60	167	33.7	0	0.0	157	31.5	0	0.0	NE			NE	NE	NE		NE	NE	NE	NE		NE	NE	NE	NE	1.0000	NE		NE	NE	NE
Psychiatric disorders	Confusional state	> 60	328	66.3	2	0.6	341	68.5	1	0.3	2.09		Convergence criterion (GCONV=1E-8) satisfied.	0.19	23.11	0.003		Algorithm converged.	-0.007	0.013	2.08		Algorithm converged.	0.19	22.82	0.5493		0.48		Algorithm converged.	0.04	5.28
Psychiatric disorders	Disorientation	<= 60	167	33.7	0	0.0	157	31.5	0	0.0	NE			NE	NE	NE		NE	NE	NE	NE		NE	NE	NE	NE	NE	NE		NE	NE	NE
Psychiatric disorders	Disorientation	> 60	328	66.3	2	0.6	341	68.5	0	0.0		*	Quasi-complete separation of data points detected.				*	WARNING: Negative of Hessian not positive definite.			NE		Algorithm converged.	NE	NE	NE		NE		Algorithm converged.	NE	NE
Psychiatric disorders	Personality change	<= 60	167	33.7	0	0.0	157	31.5	0	0.0	NE			NE	NE	NE		NE	NE	NE	NE		NE	NE	NE	NE	NE	NE		NE	NE	NE
Psychiatric disorders	Personality change	> 60	328	66.3	1	0.3	341	68.5	0	0.0		*	Quasi-complete separation of data points detected.				*	WARNING: Negative of Hessian not positive definite.			NE		Algorithm converged.	NE	NE	NE		NE		Algorithm converged.	NE	NE
Renal and urinary disorders		<= 60	167	33.7	0	0.0	157	31.5	1	0.6		*	Quasi-complete separation of data points detected.				*	WARNING: The relative Hessian convergence criterion of 22.107627839 is greater than the limit of 0.0001. The convergence is questionable.			0.00		Algorithm converged.	0.00	NE	0.9999	0.1526	>999.99		Algorithm converged.	0.00	NE
Renal and urinary disorders		> 60	328	66.3	4	1.2	341	68.5	2	0.6	2.09		Convergence criterion (GCONV=1E-8) satisfied.	0.38	11.50	0.006		Algorithm converged.	-0.008	0.021	2.08		Algorithm converged.	0.38	11.28	0.3961		0.48		Algorithm converged.	0.09	2.61
Renal and urinary disorders	Acute kidney injury	<= 60	167	33.7	0	0.0	157	31.5	0	0.0	NE			NE	NE	NE		NE	NE	NE	NE		NE	NE	NE	NE	1.0000	NE		NE	NE	NE
Renal and urinary disorders	Acute kidney injury	> 60	328	66.3	4	1.2	341	68.5	1	0.3	4.20		Convergence criterion (GCONV=1E-8) satisfied.	0.47	37.75	0.009		Algorithm converged.	-0.004	0.022	4.16		Algorithm converged.	0.47	37.01	0.2013		0.24		Algorithm converged.	0.03	2.14
Renal and urinary disorders	Cystitis noninfective	<= 60	167	33.7	0	0.0	157	31.5	1	0.6		*	Quasi-complete separation of data points detected.				*	WARNING: The relative Hessian convergence criterion of 22.107627839 is greater than the limit of 0.0001. The convergence is questionable.			0.00		Algorithm converged.	0.00	NE	0.9999	NE	>999.99		Algorithm converged.	0.00	NE
Renal and urinary disorders	Cystitis noninfective	> 60	328	66.3	0	0.0	341	68.5	0	0.0	NE			NE	NE	NE		NE	NE	NE	NE		NE	NE	NE	NE		NE		NE	NE	NE
Renal and urinary disorders	Renal failure	<= 60	167	33.7	0	0.0	157	31.5	0	0.0	NE			NE	NE	NE		NE	NE	NE	NE		NE	NE	NE	NE	NE	NE		NE	NE	NE
Renal and urinary disorders	Renal failure	> 60	328	66.3	0	0.0	341	68.5	1	0.3		*	Quasi-complete separation of data points detected.				*	ERROR: The mean parameter is either invalid or at a limit of its range for some observations.			0.00		Algorithm converged.	0.00	NE	0.9999		>999.99		Algorithm converged.	0.00	NE
Reproductive system and breast disorders		<= 60	167	33.7	1	0.6	157	31.5	0	0.0		*	Quasi-complete separation of data points detected.				*	ERROR: Error in computing the link function, its derivatives, or the variance function.			NE		Algorithm converged.	NE	NE	NE	NE	NE		Algorithm converged.	NE	NE
Reproductive system and breast disorders		> 60	328	66.3	0	0.0	341	68.5	0	0.0	NE			NE	NE	NE		NE	NE	NE	NE		NE	NE	NE	NE		NE		NE	NE	NE
Reproductive system and breast disorders	Female genital tract fistula	<= 60	167	33.7	1	0.6	157	31.5	0	0.0		*	Quasi-complete separation of data points detected.				*	ERROR: Error in computing the link function, its derivatives, or the variance function.			NE		Algorithm converged.	NE	NE	NE	NE	NE		Algorithm converged.	NE	NE
Reproductive system and breast disorders	Female genital tract fistula	> 60	328	66.3	0	0.0	341	68.5	0	0.0	NE			NE	NE	NE		NE	NE	NE	NE		NE	NE	NE	NE		NE		NE	NE	NE
Respiratory, thoracic and mediastinal disorders		<= 60	167	33.7	3	1.8	157	31.5	4	2.5	0.70		Convergence criterion (GCONV=1E-8) satisfied.	0.15	3.18	-0.008		Algorithm converged.	-0.039	0.024	0.71		Algorithm converged.	0.16	3.10	0.6438	0.4578	1.42		Algorithm converged.	0.32	6.24
Respiratory, thoracic and mediastinal disorders		> 60	328	66.3	14	4.3	341	68.5	11	3.2	1.34		Convergence criterion (GCONV=1E-8) satisfied.	0.60	2.99	0.010		Algorithm converged.	-0.018	0.039	1.32		Algorithm converged.	0.61	2.87	0.4788		0.76		Algorithm converged.	0.35	1.64
Respiratory, thoracic and mediastinal disorders	Acute respiratory distress syndrome	<= 60	167	33.7	0	0.0	157	31.5	1	0.6		*	Quasi-complete separation of data points detected.				*	WARNING: The relative Hessian convergence criterion of 22.107627839 is greater than the limit of 0.0001. The convergence is questionable.			0.00		Algorithm converged.	0.00	NE	0.9999	NE	>999.99		Algorithm converged.	0.00	NE
Respiratory, thoracic and mediastinal disorders	Acute respiratory distress syndrome	> 60	328	66.3	0	0.0	341	68.5	0	0.0	NE			NE	NE	NE		NE	NE	NE	NE		NE	NE	NE	NE		NE		NE	NE	NE
Respiratory, thoracic and mediastinal disorders	Acute respiratory failure	<= 60	167	33.7	0	0.0	157	31.5	0	0.0	NE			NE	NE	NE		NE	NE	NE	NE		NE	NE	NE	NE	NE	NE		NE	NE	NE
Respiratory, thoracic and mediastinal disorders	Acute respiratory failure	> 60	328	66.3	0	0.0	341	68.5	1	0.3		*	Quasi-complete separation of data points detected.				*	ERROR: The mean parameter is either invalid or at a limit of its range for some observations.			0.00		Algorithm converged.	0.00	NE	0.9999		>999.99		Algorithm converged.	0.00	NE
Respiratory, thoracic and mediastinal disorders	Chronic obstructive pulmonary disease	<= 60	167	33.7	0	0.0	157	31.5	0	0.0	NE			NE	NE	NE		NE	NE	NE	NE		NE	NE	NE	NE	NE	NE		NE	NE	NE
Respiratory, thoracic and mediastinal disorders	Chronic obstructive pulmonary disease	> 60	328	66.3	0	0.0	341	68.5	1	0.3		*	Quasi-complete separation of data points detected.				*	ERROR: The mean parameter is either invalid or at a limit of its range for some observations.			0.00		Algorithm converged.	0.00	NE	0.9999		>999.99		Algorithm converged.	0.00	NE
Respiratory, thoracic and mediastinal disorders	Cough	<= 60	167	33.7	0	0.0	157	31.5	0	0.0	NE			NE	NE	NE		NE	NE	NE	NE		NE	NE	NE	NE	NE	NE		NE	NE	NE

Respiratory, thoracic and mediastinal disorders	Cough	> 60	328	66.3	0	0.0	341	68.5	1	0.3		*	Quasi-complete separation of data points detected.				*	ERROR: The mean parameter is either invalid or at a limit of its range for some observations.			0.00		Algorithm converged.	0.00	NE	0.9999		>999.99		Algorithm converged.	0.00	NE
Respiratory, thoracic and mediastinal disorders	Dyspnoea	<= 60	167	33.7	1	0.6	157	31.5	0	0.0		*	Quasi-complete separation of data points detected.				*	WARNING: Negative of Hessian not positive definite.			NE		Algorithm converged.	NE	NE	NE	1.0000	NE		Algorithm converged.	NE	NE
Respiratory, thoracic and mediastinal disorders	Dyspnoea	> 60	328	66.3	3	0.9	341	68.5	0	0.0		*	Quasi-complete separation of data points detected.				*	ERROR: The mean parameter is either invalid or at a limit of its range for some observations.			NE		Algorithm converged.	NE	NE	NE		NE		Algorithm converged.	NE	NE
Respiratory, thoracic and mediastinal disorders	Hypoxia	<= 60	167	33.7	0	0.0	157	31.5	0	0.0	NE			NE	NE	NE		NE	NE	NE	NE		NE	NE	NE	NE	NE	NE		NE	NE	NE
Respiratory, thoracic and mediastinal disorders	Hypoxia	> 60	328	66.3	3	0.9	341	68.5	0	0.0		*	Quasi-complete separation of data points detected.				*	ERROR: The mean parameter is either invalid or at a limit of its range for some observations.			NE		Algorithm converged.	NE	NE	NE		NE		Algorithm converged.	NE	NE
Respiratory, thoracic and mediastinal disorders	Interstitial lung disease	<= 60	167	33.7	0	0.0	157	31.5	1	0.6		*	Quasi-complete separation of data points detected.				*	WARNING: The relative Hessian convergence criterion of 22.107627685 is greater than the limit of 0.0001. The convergence is questionable.			0.00		Algorithm converged.	0.00	NE	0.9999	1.0000	>999.99		Algorithm converged.	0.00	NE
Respiratory, thoracic and mediastinal disorders	Interstitial lung disease	> 60	328	66.3	0	0.0	341	68.5	2	0.6		*	Quasi-complete separation of data points detected.				*	ERROR: The mean parameter is either invalid or at a limit of its range for some observations.			0.00		Algorithm converged.	0.00	NE	0.9999		>999.99		Algorithm converged.	0.00	NE
Respiratory, thoracic and mediastinal disorders	Laryngeal obstruction	<= 60	167	33.7	0	0.0	157	31.5	0	0.0	NE			NE	NE	NE		NE	NE	NE	NE		NE	NE	NE	NE	NE	NE		NE	NE	NE
Respiratory, thoracic and mediastinal disorders	Laryngeal obstruction	> 60	328	66.3	1	0.3	341	68.5	0	0.0		*	Quasi-complete separation of data points detected.				*	WARNING: Negative of Hessian not positive definite.			NE		Algorithm converged.	NE	NE	NE		NE		Algorithm converged.	NE	NE
Respiratory, thoracic and mediastinal disorders	Lung disorder	<= 60	167	33.7	0	0.0	157	31.5	0	0.0	NE			NE	NE	NE		NE	NE	NE	NE		NE	NE	NE	NE	NE	NE		NE	NE	NE
Respiratory, thoracic and mediastinal disorders	Lung disorder	> 60	328	66.3	1	0.3	341	68.5	0	0.0		*	Quasi-complete separation of data points detected.				*	WARNING: Negative of Hessian not positive definite.			NE		Algorithm converged.	NE	NE	NE		NE		Algorithm converged.	NE	NE
Respiratory, thoracic and mediastinal disorders	Oropharyngeal pain	<= 60	167	33.7	0	0.0	157	31.5	0	0.0	NE			NE	NE	NE		NE	NE	NE	NE		NE	NE	NE	NE	1.0000	NE		NE	NE	NE
Respiratory, thoracic and mediastinal disorders	Oropharyngeal pain	> 60	328	66.3	1	0.3	341	68.5	1	0.3	1.04		Convergence criterion (GCONV=1E-8) satisfied.	0.06	16.69	0.000		Algorithm converged.	-0.008	0.008	1.04		Algorithm converged.	0.07	16.55	0.9780		0.96		Algorithm converged.	0.06	15.31
Respiratory, thoracic and mediastinal disorders	Pleural effusion	<= 60	167	33.7	1	0.6	157	31.5	1	0.6	0.94		Convergence criterion (GCONV=1E-8) satisfied.	0.06	15.15	0.000		Algorithm converged.	-0.017	0.017	0.94		Algorithm converged.	0.06	14.90	0.9651	1.0000	1.06		Algorithm converged.	0.07	16.86
Respiratory, thoracic and mediastinal disorders	Pleural effusion	> 60	328	66.3	0	0.0	341	68.5	0	0.0	NE			NE	NE	NE		NE	NE	NE	NE		NE	NE	NE	NE		NE		NE	NE	NE
Respiratory, thoracic and mediastinal disorders	Pneumonitis	<= 60	167	33.7	0	0.0	157	31.5	1	0.6		*	Quasi-complete separation of data points detected.				*	WARNING: The relative Hessian convergence criterion of 22.107627685 is greater than the limit of 0.0001. The convergence is questionable.			0.00		Algorithm converged.	0.00	NE	0.9999	0.2905	>999.99		Algorithm converged.	0.00	NE
Respiratory, thoracic and mediastinal disorders	Pneumonitis	> 60	328	66.3	1	0.3	341	68.5	1	0.3	1.04		Convergence criterion (GCONV=1E-8) satisfied.	0.06	16.69	0.000		Algorithm converged.	-0.008	0.008	1.04		Algorithm converged.	0.07	16.55	0.9780		0.96		Algorithm converged.	0.06	15.31
Respiratory, thoracic and mediastinal disorders	Pneumothorax	<= 60	167	33.7	0	0.0	157	31.5	0	0.0	NE			NE	NE	NE		NE	NE	NE	NE		NE	NE	NE	NE	NE	NE		NE	NE	NE
Respiratory, thoracic and mediastinal disorders	Pneumothorax	> 60	328	66.3	0	0.0	341	68.5	1	0.3		*	Quasi-complete separation of data points detected.				*	ERROR: The mean parameter is either invalid or at a limit of its range for some observations.			0.00		Algorithm converged.	0.00	NE	0.9999		>999.99		Algorithm converged.	0.00	NE
Respiratory, thoracic and mediastinal disorders	Pulmonary embolism	<= 60	167	33.7	1	0.6	157	31.5	0	0.0		*	Quasi-complete separation of data points detected.				*	WARNING: Negative of Hessian not positive definite.			NE		Algorithm converged.	NE	NE	NE	0.4944	NE		Algorithm converged.	NE	NE
Respiratory, thoracic and mediastinal disorders	Pulmonary embolism	> 60	328	66.3	3	0.9	341	68.5	1	0.3	3.14		Convergence criterion (GCONV=1E-8) satisfied.	0.32	30.32	0.006		Algorithm converged.	-0.006	0.018	3.12		Algorithm converged.	0.33	29.83	0.3235		0.32		Algorithm converged.	0.03	3.07
Respiratory, thoracic and mediastinal disorders	Pulmonary oedema	<= 60	167	33.7	0	0.0	157	31.5	0	0.0	NE			NE	NE	NE		NE	NE	NE	NE		NE	NE	NE	NE	NE	NE		NE	NE	NE
Respiratory, thoracic and mediastinal disorders	Pulmonary oedema	> 60	328	66.3	1	0.3	341	68.5	0	0.0		*	Quasi-complete separation of data points detected.				*	WARNING: Negative of Hessian not positive definite.			NE		Algorithm converged.	NE	NE	NE		NE		Algorithm converged.	NE	NE
Respiratory, thoracic and mediastinal disorders	Respiratory failure	<= 60	167	33.7	0	0.0	157	31.5	0	0.0	NE			NE	NE	NE		NE	NE	NE	NE		NE	NE	NE	NE	1.0000	NE		NE	NE	NE
Respiratory, thoracic and mediastinal disorders	Respiratory failure	> 60	328	66.3	2	0.6	341	68.5	1	0.3	2.09		Convergence criterion (GCONV=1E-8) satisfied.	0.19	23.11	0.003		Algorithm converged.	-0.007	0.013	2.08		Algorithm converged.	0.19	22.82	0.5493		0.48		Algorithm converged.	0.04	5.28
Respiratory, thoracic and mediastinal disorders	Tachypnoea	<= 60	167	33.7	0	0.0	157	31.5	0	0.0	NE			NE	NE	NE		NE	NE	NE	NE		NE	NE	NE	NE	NE	NE		NE	NE	NE
Respiratory, thoracic and mediastinal disorders	Tachypnoea	> 60	328	66.3	0	0.0	341	68.5	1	0.3		*	Quasi-complete separation of data points detected.				*	ERROR: The mean parameter is either invalid or at a limit of its range for some observations.			0.00		Algorithm converged.	0.00	NE	0.9999		>999.99		Algorithm converged.	0.00	NE
Skin and subcutaneous tissue disorders		<= 60	167	33.7	0	0.0	157	31.5	0	0.0	NE			NE	NE	NE		NE	NE	NE	NE		NE	NE	NE	NE	NE	NE		NE	NE	NE
Skin and subcutaneous tissue disorders		> 60	328	66.3	0	0.0	341	68.5	1	0.3		*	Quasi-complete separation of data points detected.				*	ERROR: The mean parameter is either invalid or at a limit of its range for some observations.			0.00		Algorithm converged.	0.00	NE	0.9999		>999.99		Algorithm converged.	0.00	NE
Skin and subcutaneous tissue disorders	Decubitus ulcer	<= 60	167	33.7	0	0.0	157	31.5	0	0.0	NE			NE	NE	NE		NE	NE	NE	NE		NE	NE	NE	NE	NE	NE		NE	NE	NE
Skin and subcutaneous tissue disorders	Decubitus ulcer	> 60	328	66.3	0	0.0	341	68.5	1	0.3		*	Quasi-complete separation of data points detected.				*	ERROR: The mean parameter is either invalid or at a limit of its range for some observations.			0.00		Algorithm converged.	0.00	NE	0.9999		>999.99		Algorithm converged.	0.00	NE
Vascular disorders		<= 60	167	33.7	2	1.2	157	31.5	1	0.6	1.89		Convergence criterion (GCONV=1E-8) satisfied.	0.17	21.06	0.006		Algorithm converged.	-0.015	0.026	1.88		Algorithm converged.	0.17	20.53	0.6047	0.5600	0.53		Algorithm converged.	0.05	5.81
Vascular disorders		> 60	328	66.3	5	1.5	341	68.5	6	1.8	0.86		Convergence criterion (GCONV=1E-8) satisfied.	0.26	2.86	-0.002		Algorithm converged.	-0.022	0.017	0.87		Algorithm converged.	0.27	2.81	0.8112		1.15		Algorithm converged.	0.36	3.75
Vascular disorders	Deep vein thrombosis	<= 60	167	33.7	0	0.0	157	31.5	1	0.6		*	Quasi-complete separation of data points detected.				*	WARNING: The relative Hessian convergence criterion of 22.107627839 is greater than the limit of 0.0001. The convergence is questionable.			0.00		Algorithm converged.	0.00	NE	0.9999	NE	>999.99		Algorithm converged.	0.00	NE
Vascular disorders	Deep vein thrombosis	> 60	328	66.3	0	0.0	341	68.5	0	0.0	NE			NE	NE	NE		NE	NE	NE	NE		NE	NE	NE	NE		NE		NE	NE	NE
Vascular disorders	Embolism	<= 60	167	33.7	0	0.0	157	31.5	0	0.0	NE			NE	NE	NE		NE	NE	NE	NE		NE	NE	NE	NE	1.0000	NE		NE	NE	NE
Vascular disorders	Embolism	> 60	328	66.3	1	0.3	341	68.5	1	0.3	1.04		Convergence criterion (GCONV=1E-8) satisfied.	0.06	16.69	0.000		Algorithm converged.	-0.008	0.008	1.04		Algorithm converged.	0.07	16.55	0.9780		0.96		Algorithm converged.	0.06	15.31
Vascular disorders	Haemorrhage	<= 60	167	33.7	0	0.0	157	31.5	0	0.0	NE			NE	NE	NE		NE	NE	NE	NE		NE	NE	NE	NE	NE	NE		NE	NE	NE
Vascular disorders	Haemorrhage	> 60	328	66.3	0	0.0	341	68.5	1	0.3		*	Quasi-complete separation of data points detected.				*	ERROR: The mean parameter is either invalid or at a limit of its range for some observations.			0.00		Algorithm converged.	0.00	NE	0.9999		>999.99		Algorithm converged.	0.00	NE
Vascular disorders	Hypertension	<= 60	167	33.7	1	0.6	157	31.5	0	0.0		*	Quasi-complete separation of data points detected.				*	WARNING: Negative of Hessian not positive definite.			NE		Algorithm converged.	NE	NE	NE	0.1018	NE		Algorithm converged.	NE	NE
Vascular disorders	Hypertension	> 60	328	66.3	0	0.0	341	68.5	1	0.3		*	Quasi-complete separation of data points detected.				*	ERROR: The mean parameter is either invalid or at a limit of its range for some observations.			0.00		Algorithm converged.	0.00	NE	0.9999		>999.99		Algorithm converged.	0.00	NE
Vascular disorders	Hypotension	<= 60	167	33.7	1	0.6	157	31.5	0	0.0		*	Quasi-complete separation of data points detected.				*	WARNING: Negative of Hessian not positive definite.			NE		Algorithm converged.	NE	NE	NE	0.0546	NE		Algorithm converged.	NE	NE
Vascular disorders	Hypotension	> 60	328	66.3	0	0.0	341	68.5	2	0.6		*	Quasi-complete separation of data points detected.				*	ERROR: The mean parameter is either invalid or at a limit of its range for some observations.			0.00		Algorithm converged.	0.00	NE	0.9999		>999.99		Algorithm converged.	0.00	NE
Vascular disorders	Hypovolaemic shock	<= 60	167	33.7	0	0.0	157	31.5	0	0.0	NE			NE	NE	NE		NE	NE	NE	NE		NE	NE	NE	NE	NE	NE		NE	NE	NE
Vascular disorders	Hypovolaemic shock	> 60	328	66.3	0	0.0	341	68.5	1	0.3		*	Quasi-complete separation of data points detected.				*	ERROR: The mean parameter is either invalid or at a limit of its range for some observations.			0.00		Algorithm converged.	0.00	NE	0.9999		>999.99		Algorithm converged.	0.00	NE
Vascular disorders	Peripheral embolism	<= 60	167	33.7	0	0.0	157	31.5	0	0.0	NE			NE	NE	NE		NE	NE	NE	NE		NE	NE	NE	NE	NE	NE		NE	NE	NE
Vascular disorders	Peripheral embolism	> 60	328	66.3	1	0.3	341	68.5	0	0.0		*	Quasi-complete separation of data points detected.				*	WARNING: Negative of Hessian not positive definite.			NE		Algorithm converged.	NE	NE	NE		NE		Algorithm converged.	NE	NE
Vascular disorders	Peripheral ischaemia	<= 60	167	33.7	0	0.0	157	31.5	0	0.0	NE			NE	NE	NE		NE	NE	NE	NE		NE	NE	NE	NE	NE	NE		NE	NE	NE
Vascular disorders	Peripheral ischaemia	> 60	328	66.3	0	0.0	341	68.5	1	0.3		*	Quasi-complete separation of data points detected.				*	ERROR: The mean parameter is either invalid or at a limit of its range for some observations.			0.00		Algorithm converged.	0.00	NE	0.9999		>999.99		Algorithm converged.	0.00	NE
Vascular disorders	Thrombosis	<= 60	167	33.7	0	0.0	157	31.5	0	0.0	NE			NE	NE	NE		NE	NE	NE	NE		NE	NE	NE	NE	NE	NE		NE	NE	NE
Vascular disorders	Thrombosis	> 60	328	66.3	2	0.6	341	68.5	0	0.0		*	Quasi-complete separation of data points detected.				*	WARNING: Negative of Hessian not positive definite.			NE		Algorithm converged.	NE	NE	NE		NE		Algorithm converged.	NE	NE
Vascular disorders	Venous thrombosis	<= 60	167	33.7	0	0.0	157	31.5	0	0.0	NE			NE	NE	NE		NE	NE	NE	NE		NE	NE	NE	NE	NE	NE		NE	NE	NE
Vascular disorders	Venous thrombosis	> 60	328	66.3	1	0.3	341	68.5	0	0.0		*	Quasi-complete separation of data points detected.				*	WARNING: Negative of Hessian not positive definite.			NE		Algorithm converged.	NE	NE	NE		NE		Algorithm converged.	NE	NE

Includes treatment-emergent AEs during AE reporting period only, which is defined as new or worsening AE from the first dose of any study drug through 90 days after the last dose of any study drug or prior to NALT, whichever is earlier.
Test for interaction based on RR (Log-binomial regression)
* indicates convergence problem. Result is uninterpretable.
Clinical cut-off: 15JUN2022

Program: root/clinical_studies/RO5541077/CDPT7884/GO39942/data_analysis/ACE_FINAL_OS/prod/program/t_ae_raw_soc.sas
Output: root/clinical_studies/RO5541077/CDPT7884/GO39942/data_analysis/ACE_FINAL_OS/prod/output/t_ae_raw_soc_sg2_SAE_SE_POOLED_15JUN2022_39942.xls
08FEB2023 18:48

POPULATION: Global and China Extension Population, Safety-Evaluable Population
ENDPOINT: Any SAEs
MODEL: Unstratified analysis
STUDY: GO39942
Dichotomous Analysis by Subgroups (Safety)

IPI score at Screening

			Polatuzumab Vedotin + R-CHP (N=495)				R-CHOP (N=498)				Polatuzumab Vedotin + R-CHP vs. R-CHOP																	R-CHOP vs. Polatuzumab Vedotin + R-CHP				
			Patients		Patients with Event		Patients		Patients with Event		Odds Ratio					Absolute Risk Difference					Relative Risk							Relative Risk				
MedDRA System Organ Class	MedDRA Preferred Term	Level	n	%	n	%	n	%	n	%	Odds Ratio		Convergence Reason	95% Lower CL	95% Upper CL	Absolute Risk		Convergence Reason	95% Lower CL	95% Upper CL	Relative Risk		Convergence Reason	95% Lower CL	95% Upper CL	p-value (Wald)	Interaction Test p-value (likelihood ratio)	Relative Risk		Convergence Reason	95% Lower CL	95% Upper CL
Blood and lymphatic system disorders		1-2	187	37.8	18	9.6	187	37.6	10	5.3	1.89		Convergence criterion (GCONV=1E-8) satisfied.	0.85	4.20	0.043		Algorithm converged.	-0.010	0.096	1.80		Algorithm converged.	0.85	3.80	0.1225	0.5924	0.56		Algorithm converged.	0.26	1.17
Blood and lymphatic system disorders		3	196	39.6	24	12.2	186	37.3	19	10.2	1.23		Convergence criterion (GCONV=1E-8) satisfied.	0.65	2.32	0.020		Algorithm converged.	-0.043	0.084	1.20		Algorithm converged.	0.68	2.11	0.5313		0.83		Algorithm converged.	0.47	1.47
Blood and lymphatic system disorders		4-5	112	22.6	16	14.3	125	25.1	16	12.8	1.14		Convergence criterion (GCONV=1E-8) satisfied.	0.54	2.39	0.015		Algorithm converged.	-0.072	0.102	1.12		Algorithm converged.	0.59	2.13	0.7383		0.90		Algorithm converged.	0.47	1.71
Blood and lymphatic system disorders	Agranulocytosis	1-2	187	37.8	0	0.0	187	37.6	0	0.0	NE			NE	NE	NE		NE	NE	NE	NE		NE	NE	NE	NE	NE	NE		NE	NE	NE
Blood and lymphatic system disorders	Agranulocytosis	3	196	39.6	0	0.0	186	37.3	1	0.5		*	Quasi-complete separation of data points detected.				*	ERROR: Error in computing the link function, its derivatives, or the variance function.			0.00		Algorithm converged.	0.00	NE	1.0000		>999.99		Algorithm converged.	0.00	NE
Blood and lymphatic system disorders	Agranulocytosis	4-5	112	22.6	0	0.0	125	25.1	0	0.0	NE			NE	NE	NE		NE	NE	NE	NE		NE	NE	NE	NE		NE		NE	NE	NE
Blood and lymphatic system disorders	Anaemia	1-2	187	37.8	1	0.5	187	37.6	0	0.0		*	Quasi-complete separation of data points detected.				*	ERROR: The mean parameter is either invalid or at a limit of its range for some observations.			NE		Algorithm converged.	NE	NE	NE	0.1571	NE		Algorithm converged.	NE	NE
Blood and lymphatic system disorders	Anaemia	3	196	39.6	4	2.0	186	37.3	6	3.2	0.63		Convergence criterion (GCONV=1E-8) satisfied.	0.17	2.25	-0.012		Algorithm converged.	-0.044	0.020	0.63		Algorithm converged.	0.18	2.21	0.4725		1.58		Algorithm converged.	0.45	5.51
Blood and lymphatic system disorders	Anaemia	4-5	112	22.6	0	0.0	125	25.1	2	1.6		*	Quasi-complete separation of data points detected.				*	WARNING: The relative Hessian convergence criterion of 10.206215767 is greater than the limit of 0.0001. The convergence is questionable.			0.00		Algorithm converged.	0.00	NE	0.9999		>999.99		Algorithm converged.	0.00	NE
Blood and lymphatic system disorders	Febrile bone marrow aplasia	1-2	187	37.8	0	0.0	187	37.6	1	0.5		*	Quasi-complete separation of data points detected.				*	ERROR: Error in computing the link function, its derivatives, or the variance function.			0.00		Algorithm converged.	0.00	NE	0.9999	NE	>999.99		Algorithm converged.	0.00	NE
Blood and lymphatic system disorders	Febrile bone marrow aplasia	3	196	39.6	0	0.0	186	37.3	0	0.0	NE			NE	NE	NE		NE	NE	NE	NE		NE	NE	NE	NE		NE		NE	NE	NE
Blood and lymphatic system disorders	Febrile bone marrow aplasia	4-5	112	22.6	1	0.9	125	25.1	0	0.0		*	Quasi-complete separation of data points detected.				*	WARNING: The relative Hessian convergence criterion of 18.712482 is greater than the limit of 0.0001. The convergence is questionable.			NE		Algorithm converged.	NE	NE	NE		NE		Algorithm converged.	NE	NE
Blood and lymphatic system disorders	Febrile neutropenia	1-2	187	37.8	16	8.6	187	37.6	8	4.3	2.09		Convergence criterion (GCONV=1E-8) satisfied.	0.87	5.02	0.043		Algorithm converged.	-0.007	0.092	2.00		Algorithm converged.	0.88	4.56	0.0993	0.7320	0.50		Algorithm converged.	0.22	1.14
Blood and lymphatic system disorders	Febrile neutropenia	3	196	39.6	18	9.2	186	37.3	13	7.0	1.35		Convergence criterion (GCONV=1E-8) satisfied.	0.64	2.83	0.022		Algorithm converged.	-0.033	0.077	1.31		Algorithm converged.	0.66	2.61	0.4344		0.76		Algorithm converged.	0.38	1.51
Blood and lymphatic system disorders	Febrile neutropenia	4-5	112	22.6	13	11.6	125	25.1	10	8.0	1.51		Convergence criterion (GCONV=1E-8) satisfied.	0.63	3.59	0.036		Algorithm converged.	-0.040	0.112	1.45		Algorithm converged.	0.66	3.18	0.3521		0.69		Algorithm converged.	0.31	1.51
Blood and lymphatic system disorders	Leukopenia	1-2	187	37.8	0	0.0	187	37.6	0	0.0	NE			NE	NE	NE		NE	NE	NE	NE		NE	NE	NE	NE	NE	NE		NE	NE	NE
Blood and lymphatic system disorders	Leukopenia	3	196	39.6	0	0.0	186	37.3	1	0.5		*	Quasi-complete separation of data points detected.				*	ERROR: Error in computing the link function, its derivatives, or the variance function.			0.00		Algorithm converged.	0.00	NE	1.0000		>999.99		Algorithm converged.	0.00	NE
Blood and lymphatic system disorders	Leukopenia	4-5	112	22.6	0	0.0	125	25.1	1	0.8		*	Quasi-complete separation of data points detected.				*	WARNING: The relative Hessian convergence criterion of 16.316112867 is greater than the limit of 0.0001. The convergence is questionable.			0.00		Algorithm converged.	0.00	NE	0.9999		>999.99		Algorithm converged.	0.00	NE
Blood and lymphatic system disorders	Myelosuppression	1-2	187	37.8	0	0.0	187	37.6	0	0.0	NE			NE	NE	NE		NE	NE	NE	NE		NE	NE	NE	NE	NE	NE		NE	NE	NE
Blood and lymphatic system disorders	Myelosuppression	3	196	39.6	3	1.5	186	37.3	0	0.0		*	Quasi-complete separation of data points detected.				*	WARNING: Negative of Hessian not positive definite.			NE		Algorithm converged.	NE	NE	NE		NE		Algorithm converged.	NE	NE
Blood and lymphatic system disorders	Myelosuppression	4-5	112	22.6	1	0.9	125	25.1	0	0.0		*	Quasi-complete separation of data points detected.				*	WARNING: The relative Hessian convergence criterion of 18.712481801 is greater than the limit of 0.0001. The convergence is questionable.			NE		Algorithm converged.	NE	NE	NE		NE		Algorithm converged.	NE	NE
Blood and lymphatic system disorders	Neutropenia	1-2	187	37.8	2	1.1	187	37.6	1	0.5	2.01		Convergence criterion (GCONV=1E-8) satisfied.	0.18	22.37	0.005		Algorithm converged.	-0.013	0.023	2.00		Algorithm converged.	0.18	21.87	0.5700	0.4369	0.50		Algorithm converged.	0.05	5.47
Blood and lymphatic system disorders	Neutropenia	3	196	39.6	1	0.5	186	37.3	1	0.5	0.95		Convergence criterion (GCONV=1E-8) satisfied.	0.06	15.28	0.000		Algorithm converged.	-0.015	0.014	0.95		Algorithm converged.	0.06	15.06	0.9704		1.05		Algorithm converged.	0.07	16.72
Blood and lymphatic system disorders	Neutropenia	4-5	112	22.6	1	0.9	125	25.1	4	3.2	0.27		Convergence criterion (GCONV=1E-8) satisfied.	0.03	2.48	-0.023		Algorithm converged.	-0.059	0.012	0.28		Algorithm converged.	0.03	2.46	0.2503		3.58		Algorithm converged.	0.41	31.59
Blood and lymphatic system disorders	Thrombocytopenia	1-2	187	37.8	0	0.0	187	37.6	0	0.0	NE			NE	NE	NE		NE	NE	NE	NE		NE	NE	NE	NE	NE	NE		NE	NE	NE
Blood and lymphatic system disorders	Thrombocytopenia	3	196	39.6	0	0.0	186	37.3	1	0.5		*	Quasi-complete separation of data points detected.				*	ERROR: Error in computing the link function, its derivatives, or the variance function.			0.00		Algorithm converged.	0.00	NE	1.0000		>999.99		Algorithm converged.	0.00	NE
Blood and lymphatic system disorders	Thrombocytopenia	4-5	112	22.6	1	0.9	125	25.1	0	0.0		*	Quasi-complete separation of data points detected.				*	WARNING: The relative Hessian convergence criterion of 18.712481934 is greater than the limit of 0.0001. The convergence is questionable.			NE		Algorithm converged.	NE	NE	NE		NE		Algorithm converged.	NE	NE
Cardiac disorders		1-2	187	37.8	2	1.1	187	37.6	3	1.6	0.66		Convergence criterion (GCONV=1E-8) satisfied.	0.11	4.01	-0.005		Algorithm converged.	-0.029	0.018	0.67		Algorithm converged.	0.11	3.94	0.6548	0.4637	1.50		Algorithm converged.	0.25	8.87
Cardiac disorders		3	196	39.6	2	1.0	186	37.3	5	2.7	0.37		Convergence criterion (GCONV=1E-8) satisfied.	0.07	1.95	-0.017		Algorithm converged.	-0.044	0.010	0.38		Algorithm converged.	0.07	1.93	0.2434		2.63		Algorithm converged.	0.52	13.41
Cardiac disorders		4-5	112	22.6	0	0.0	125	25.1	2	1.6		*	Quasi-complete separation of data points detected.				*	WARNING: The relative Hessian convergence criterion of 10.206215758 is greater than the limit of 0.0001. The convergence is questionable.			0.00		Algorithm converged.	0.00	NE	0.9999		>999.99		Algorithm converged.	0.00	NE
Cardiac disorders	Atrial fibrillation	1-2	187	37.8	0	0.0	187	37.6	1	0.5		*	Quasi-complete separation of data points detected.				*	ERROR: Error in computing the link function, its derivatives, or the variance function.			0.00		Algorithm converged.	0.00	NE	0.9999	0.7207	>999.99		Algorithm converged.	0.00	NE
Cardiac disorders	Atrial fibrillation	3	196	39.6	1	0.5	186	37.3	2	1.1	0.47		Convergence criterion (GCONV=1E-8) satisfied.	0.04	5.25	-0.006		Algorithm converged.	-0.024	0.012	0.47		Algorithm converged.	0.04	5.19	0.5413		2.11		Algorithm converged.	0.19	23.05
Cardiac disorders	Atrial fibrillation	4-5	112	22.6	0	0.0	125	25.1	0	0.0	NE			NE	NE	NE		NE	NE	NE	NE		NE	NE	NE	NE		NE		NE	NE	NE
Cardiac disorders	Atrial flutter	1-2	187	37.8	0	0.0	187	37.6	1	0.5		*	Quasi-complete separation of data points detected.				*	ERROR: Error in computing the link function, its derivatives, or the variance function.			0.00		Algorithm converged.	0.00	NE	0.9999	NE	>999.99		Algorithm converged.	0.00	NE
Cardiac disorders	Atrial flutter	3	196	39.6	1	0.5	186	37.3	0	0.0		*	Quasi-complete separation of data points detected.				*	ERROR: The mean parameter is either invalid or at a limit of its range for some observations.			NE		Algorithm converged.	NE	NE	NE		NE		Algorithm converged.	NE	NE
Cardiac disorders	Atrial flutter	4-5	112	22.6	0	0.0	125	25.1	0	0.0	NE			NE	NE	NE		NE	NE	NE	NE		NE	NE	NE	NE		NE		NE	NE	NE
Cardiac disorders	Atrioventricular block complete	1-2	187	37.8	0	0.0	187	37.6	0	0.0	NE			NE	NE	NE		NE	NE	NE	NE		NE	NE	NE	NE	NE	NE		NE	NE	NE
Cardiac disorders	Atrioventricular block complete	3	196	39.6	0	0.0	186	37.3	0	0.0	NE			NE	NE	NE		NE	NE	NE	NE		NE	NE	NE	NE		NE		NE	NE	NE
Cardiac disorders	Atrioventricular block complete	4-5	112	22.6	0	0.0	125	25.1	1	0.8		*	Quasi-complete separation of data points detected.				*	WARNING: The relative Hessian convergence criterion of 16.316112867 is greater than the limit of 0.0001. The convergence is questionable.			0.00		Algorithm converged.	0.00	NE	0.9999		>999.99		Algorithm converged.	0.00	NE
Cardiac disorders	Cardiac failure congestive	1-2	187	37.8	0	0.0	187	37.6	0	0.0	NE			NE	NE	NE		NE	NE	NE	NE		NE	NE	NE	NE	NE	NE		NE	NE	NE
Cardiac disorders	Cardiac failure congestive	3	196	39.6	0	0.0	186	37.3	2	1.1		*	Quasi-complete separation of data points detected.				*	ERROR: Error in computing the link function, its derivatives, or the variance function.			0.00		Algorithm converged.	0.00	NE	0.9999		>999.99		Algorithm converged.	0.00	NE
Cardiac disorders	Cardiac failure congestive	4-5	112	22.6	0	0.0	125	25.1	0	0.0	NE			NE	NE	NE		NE	NE	NE	NE		NE	NE	NE	NE		NE		NE	NE	NE
Cardiac disorders	Left ventricular dysfunction	1-2	187	37.8	0	0.0	187	37.6	0	0.0	NE			NE	NE	NE		NE	NE	NE	NE		NE	NE	NE	NE	NE	NE		NE	NE	NE
Cardiac disorders	Left ventricular dysfunction	3	196	39.6	0	0.0	186	37.3	1	0.5		*	Quasi-complete separation of data points detected.				*	ERROR: Error in computing the link function, its derivatives, or the variance function.			0.00		Algorithm converged.	0.00	NE	1.0000		>999.99		Algorithm converged.	0.00	NE
Cardiac disorders	Left ventricular dysfunction	4-5	112	22.6	0	0.0	125	25.1	0	0.0	NE			NE	NE	NE		NE	NE	NE	NE		NE	NE	NE	NE		NE		NE	NE	NE
Cardiac disorders	Myocardial infarction	1-2	187	37.8	1	0.5	187	37.6	0	0.0		*	Quasi-complete separation of data points detected.				*	WARNING: Negative of Hessian not positive definite.			NE		Algorithm converged.	NE	NE	NE	NE	NE		Algorithm converged.	NE	NE
Cardiac disorders	Myocardial infarction	3	196	39.6	0	0.0	186	37.3	0	0.0	NE			NE	NE	NE		NE	NE	NE	NE		NE	NE	NE	NE		NE		NE	NE	NE
Cardiac disorders	Myocardial infarction	4-5	112	22.6	0	0.0	125	25.1	0	0.0	NE			NE	NE	NE		NE	NE	NE	NE		NE	NE	NE	NE		NE		NE	NE	NE
Cardiac disorders	Sinus bradycardia	1-2	187	37.8	0	0.0	187	37.6	0	0.0	NE			NE	NE	NE		NE	NE	NE	NE		NE	NE	NE	NE	NE	NE		NE	NE	NE
Cardiac disorders	Sinus bradycardia	3	196	39.6	0	0.0	186	37.3	0	0.0	NE			NE	NE	NE		NE	NE	NE	NE		NE	NE	NE	NE		NE		NE	NE	NE
Cardiac disorders	Sinus bradycardia	4-5	112	22.6	0	0.0	125	25.1	1	0.8		*	Quasi-complete separation of data points detected.				*	WARNING: The relative Hessian convergence criterion of 16.316112867 is greater than the limit of 0.0001. The convergence is questionable.			0.00		Algorithm converged.	0.00	NE	0.9999		>999.99		Algorithm converged.	0.00	NE
Cardiac disorders	Sinus tachycardia	1-2	187	37.8	1	0.5	187	37.6	0	0.0		*	Quasi-complete separation of data points detected.				*	WARNING: Negative of Hessian not positive definite.			NE		Algorithm converged.	NE	NE	NE	NE	NE		Algorithm converged.	NE	NE
Cardiac disorders	Sinus tachycardia	3	196	39.6	0	0.0	186	37.3	0	0.0	NE			NE	NE	NE		NE	NE	NE	NE		NE	NE	NE	NE		NE		NE	NE	NE
Cardiac disorders	Sinus tachycardia	4-5	112	22.6	0	0.0	125	25.1	0	0.0	NE			NE	NE	NE		NE	NE	NE	NE		NE	NE	NE	NE		NE		NE	NE	NE
Cardiac disorders	Tachycardia	1-2	187	37.8	0	0.0	187	37.6	1	0.5		*	Quasi-complete separation of data points detected.				*	ERROR: Error in computing the link function, its derivatives, or the variance function.			0.00		Algorithm converged.	0.00	NE	0.9999	NE	>999.99		Algorithm converged.	0.00	NE
Cardiac disorders	Tachycardia	3	196	39.6	0	0.0	186	37.3	2	1.1		*	Quasi-complete separation of data points detected.				*	ERROR: Error in computing the link function, its derivatives, or the variance function.			0.00		Algorithm converged.	0.00	NE	0.9999		>999.99		Algorithm converged.	0.00	NE
Cardiac disorders	Tachycardia	4-5	112	22.6	0	0.0	125	25.1	0	0.0	NE			NE	NE	NE		NE	NE	NE	NE		NE	NE	NE	NE		NE		NE	NE	NE
Eye disorders		1-2	187	37.8	0	0.0	187	37.6	0	0.0	NE			NE	NE	NE		NE	NE	NE	NE		NE	NE	NE	NE	NE	NE		NE	NE	NE
Eye disorders		3	196	39.6	1	0.5	186	37.3	0	0.0		*	Quasi-complete separation of data points detected.				*	ERROR: The mean parameter is either invalid or at a limit of its range for some observations.			NE		Algorithm converged.	NE	NE	NE		NE		Algorithm converged.	NE	NE
Eye disorders		4-5	112	22.6	0	0.0	125	25.1	0	0.0	NE			NE	NE	NE		NE	NE	NE	NE		NE	NE	NE	NE		NE		NE	NE	NE
Eye disorders	Rhegmatogenous retinal detachment	1-2	187	37.8	0	0.0	187	37.6	0	0.0	NE			NE	NE	NE		NE	NE	NE	NE		NE	NE	NE	NE	NE	NE		NE	NE	NE
Eye disorders	Rhegmatogenous retinal detachment	3	196	39.6	1	0.5	186	37.3	0	0.0		*	Quasi-complete separation of data points detected.				*	ERROR: The mean parameter is either invalid or at a limit of its range for some observations.			NE		Algorithm converged.	NE	NE	NE		NE		Algorithm converged.	NE	NE
Eye disorders	Rhegmatogenous retinal detachment	4-5	112	22.6	0	0.0	125	25.1	0	0.0	NE			NE	NE	NE		NE	NE	NE	NE		NE	NE	NE	NE		NE		NE	NE	NE
Gastrointestinal disorders		1-2	187	37.8	9	4.8	187	37.6	8	4.3	1.13		Convergence criterion (GCONV=1E-8) satisfied.	0.43	3.00	0.005		Algorithm converged.	-0.037	0.048	1.12		Algorithm converged.	0.44	2.85	0.8041	0.3750	0.89		Algorithm converged.	0.35	2.25
Gastrointestinal disorders		3	196	39.6	9	4.6	186	37.3	11	5.9	0.77		Convergence criterion (GCONV=1E-8) satisfied.	0.31	1.89	-0.013		Algorithm converged.	-0.058	0.032	0.78		Algorithm converged.	0.33	1.83	0.5632		1.29		Algorithm converged.	0.55	3.04
Gastrointestinal disorders		4-5	112	22.6	13	11.6	125	25.1	8	6.4	1.92		Convergence criterion (GCONV=1E-8) satisfied.	0.76	4.82	0.052		Algorithm converged.	-0.021	0.125	1.81		Algorithm converged.	0.78	4.21	0.1663		0.55		Algorithm converged.	0.24	1.28
Gastrointestinal disorders	Abdominal distension	1-2	187	37.8	0	0.0	187	37.6	0	0.0	NE			NE	NE	NE		NE	NE	NE	NE		NE	NE	NE	NE	NE	NE		NE	NE	NE
Gastrointestinal disorders	Abdominal distension	3	196	39.6	0	0.0	186	37.3	1	0.5		*	Quasi-complete separation of data points detected.				*	ERROR: Error in computing the link function, its derivatives, or the variance function.			0.00		Algorithm converged.	0.00	NE	1.0000		>999.99		Algorithm converged.	0.00	NE
Gastrointestinal disorders	Abdominal distension	4-5	112	22.6	0	0.0	125	25.1	0	0.0	NE			NE	NE	NE		NE	NE	NE	NE		NE	NE	NE	NE		NE		NE	NE	NE
Gastrointestinal disorders	Abdominal pain	1-2	187	37.8	0	0.0	187	37.6	1	0.5		*	Quasi-complete separation of data points detected.				*	ERROR: Error in computing the link function, its derivatives, or the variance function.			0.00		Algorithm converged.	0.00	NE	0.9999	0.5441	>999.99		Algorithm converged.	0.00	NE
Gastrointestinal disorders	Abdominal pain	3	196	39.6	1	0.5	186	37.3	1	0.5	0.95		Convergence criterion (GCONV=1E-8) satisfied.	0.06	15.28	0.000		Algorithm converged.	-0.015	0.014	0.95		Algorithm converged.	0.06	15.06	0.9704		1.05		Algorithm converged.	0.07	16.72
Gastrointestinal disorders	Abdominal pain	4-5	112	22.6	1	0.9	125	25.1	1	0.8	1.12		Convergence criterion (GCONV=1E-8) satisfied.	0.07	18.07	0.001		Algorithm converged.	-0.022	0.024	1.12		Algorithm converged.	0.07	17.63	0.9378		0.90		Algorithm converged.	0.06	14.16
Gastrointestinal disorders	Anal fistula	1-2	187	37.8	1	0.5	187	37.6	0	0.0		*	Quasi-complete separation of data points detected.				*	ERROR: The mean parameter is either invalid or at a limit of its range for some observations.			NE		Algorithm converged.	NE	NE	NE	NE	NE		Algorithm converged.	NE	NE
Gastrointestinal disorders	Anal fistula	3	196	39.6	0	0.0	186	37.3	1	0.5		*	Quasi-complete separation of data points detected.				*	ERROR: Error in computing the link function, its derivatives, or the variance function.			0.00		Algorithm converged.	0.00	NE	1.0000		>999.99		Algorithm converged.	0.00	NE
Gastrointestinal disorders	Anal fistula	4-5	112	22.6	0	0.0	125	25.1	0	0.0	NE			NE	NE	NE		NE	NE	NE	NE		NE	NE	NE	NE		NE		NE	NE	NE
Gastrointestinal disorders	Anal stenosis	1-2	187	37.8	0	0.0	187	37.6	0	0.0	NE			NE	NE	NE		NE	NE	NE	NE		NE	NE	NE	NE	NE	NE		NE	NE	NE
Gastrointestinal disorders	Anal stenosis	3	196	39.6	0	0.0	186	37.3	0	0.0	NE			NE	NE	NE		NE	NE	NE	NE		NE	NE	NE	NE		NE		NE	NE	NE
Gastrointestinal disorders	Anal stenosis	4-5	112	22.6	0	0.0	125	25.1	1	0.8		*	Quasi-complete separation of data points detected.				*	WARNING: The relative Hessian convergence criterion of 16.316112981 is greater than the limit of 0.0001. The convergence is questionable.			0.00		Algorithm converged.	0.00	NE	0.9999		>999.99		Algorithm converged.	0.00	NE
Gastrointestinal disorders	Colitis	1-2	187	37.8	1	0.5	187	37.6	1	0.5	1.00		Convergence criterion (GCONV=1E-8) satisfied.	0.06	16.11	0.000		Algorithm converged.	-0.015	0.015	1.00		Algorithm converged.	0.06	15.87	1.0000	NE	1.00		Algorithm converged.	0.06	15.87
Gastrointestinal disorders	Colitis	3	196	39.6	0	0.0	186	37.3	0	0.0	NE			NE	NE	NE		NE	NE	NE	NE		NE	NE	NE	NE		NE		NE	NE	NE
Gastrointestinal disorders	Colitis	4-5	112	22.6	0	0.0	125	25.1	0	0.0	NE			NE	NE	NE		NE	NE	NE	NE		NE	NE	NE	NE		NE		NE	NE	NE
Gastrointestinal disorders	Constipation	1-2	187	37.8	1	0.5	187	37.6	0	0.0		*	Quasi-complete separation of data points detected.				*	WARNING: Negative of Hessian not positive definite.			NE		Algorithm converged.	NE	NE	NE	NE	NE		Algorithm converged.	NE	NE
Gastrointestinal disorders	Constipation	3	196	39.6	0	0.0	186	37.3	1	0.5		*	Quasi-complete separation of data points detected.				*	ERROR: Error in computing the link function, its derivatives, or the variance function.			0.00		Algorithm converged.	0.00	NE	1.0000		>999.99		Algorithm converged.	0.00	NE
Gastrointestinal disorders	Constipation	4-5	112	22.6	0	0.0	125	25.1	0	0.0	NE			NE	NE	NE		NE	NE	NE	NE		NE	NE	NE	NE		NE		NE	NE	NE
Gastrointestinal disorders	Diarrhoea	1-2	187	37.8	2	1.1	187	37.6	1	0.5	2.01		Convergence criterion (GCONV=1E-8) satisfied.	0.18	22.37	0.005		Algorithm converged.	-0.013	0.023	2.00		Algorithm converged.	0.18	21.87	0.5700	0.1755	0.50		Algorithm converged.	0.05	5.47
Gastrointestinal disorders	Diarrhoea	3	196	39.6	2	1.0	186	37.3	1	0.5	1.91		Convergence criterion (GCONV=1E-8) satisfied.	0.17	21.21	0.005		Algorithm converged.	-0.013	0.022	1.90		Algorithm converged.	0.17	20.76	0.5996		0.53		Algorithm converged.	0.05	5.76
Gastrointestinal disorders	Diarrhoea	4-5	112	22.6	6	5.4	125	25.1	0	0.0		*	Quasi-complete separation of data points detected.				*	WARNING: The relative Hessian convergence criterion of 5.2926383401 is greater than the limit of 0.0001. The convergence is questionable.			NE		Algorithm converged.	NE	NE	NE		NE		Algorithm converged.	NE	NE
Gastrointestinal disorders	Epigastric discomfort	1-2	187	37.8	0	0.0	187	37.6	0	0.0	NE			NE	NE	NE		NE	NE	NE	NE		NE	NE	NE	NE	NE	NE		NE	NE	NE
Gastrointestinal disorders	Epigastric discomfort	3	196	39.6	1	0.5	186	37.3	0	0.0		*	Quasi-complete separation of data points detected.				*	ERROR: The mean parameter is either invalid or at a limit of its range for some observations.			NE		Algorithm converged.	NE	NE	NE		NE		Algorithm converged.	NE	NE
Gastrointestinal disorders	Epigastric discomfort	4-5	112	22.6	0	0.0	125	25.1	0	0.0	NE			NE	NE	NE		NE	NE	NE	NE		NE	NE	NE	NE		NE		NE	NE	NE
Gastrointestinal disorders	Faeces discoloured	1-2	187	37.8	0	0.0	187	37.6	0	0.0	NE			NE	NE	NE		NE	NE	NE	NE		NE	NE	NE	NE	NE	NE		NE	NE	NE
Gastrointestinal disorders	Faeces discoloured	3	196	39.6	1	0.5	186	37.3	0	0.0		*	Quasi-complete separation of data points detected.				*	ERROR: The mean parameter is either invalid or at a limit of its range for some observations.			NE		Algorithm converged.	NE	NE	NE		NE		Algorithm converged.	NE	NE
Gastrointestinal disorders	Faeces discoloured	4-5	112	22.6	0	0.0	125	25.1	0	0.0	NE			NE	NE	NE		NE	NE	NE	NE		NE	NE	NE	NE		NE		NE	NE	NE
Gastrointestinal disorders	Gastric ulcer	1-2	187	37.8	0	0.0	187	37.6	0	0.0	NE			NE	NE	NE		NE	NE	NE	NE		NE	NE	NE	NE	NE	NE		NE	NE	NE
Gastrointestinal disorders	Gastric ulcer	3	196	39.6	0	0.0	186	37.3	0	0.0	NE			NE	NE	NE		NE	NE	NE	NE		NE	NE	NE	NE		NE		NE	NE	NE
Gastrointestinal disorders	Gastric ulcer	4-5	112	22.6	1	0.9	125	25.1	0	0.0		*	Quasi-complete separation of data points detected.				*	WARNING: The relative Hessian convergence criterion of 18.712481867 is greater than the limit of 0.0001. The convergence is questionable.			NE		Algorithm converged.	NE	NE	NE		NE		Algorithm converged.	NE	NE
Gastrointestinal disorders	Gastrointestinal haemorrhage	1-2	187	37.8	0	0.0	187	37.6	0	0.0	NE			NE	NE	NE		NE	NE	NE	NE		NE	NE	NE	NE	0.0277	NE		NE	NE	NE
Gastrointestinal disorders	Gastrointestinal haemorrhage	3	196	39.6	0	0.0	186	37.3	3	1.6		*	Quasi-complete separation of data points detected.				*	ERROR: Error in computing the link function, its derivatives, or the variance function.			0.00		Algorithm converged.	0.00	NE	0.9999		>999.99		Algorithm converged.	0.00	NE
Gastrointestinal disorders	Gastrointestinal haemorrhage	4-5	112	22.6	2	1.8	125	25.1	0	0.0		*	Quasi-complete separation of data points detected.				*	ERROR: The mean parameter is either invalid or at a limit of its range for some observations.			NE		Algorithm converged.	NE	NE	NE		NE		Algorithm converged.	NE	NE
Gastrointestinal disorders	Haemorrhoidal haemorrhage	1-2	187	37.8	0	0.0	187	37.6	0	0.0	NE			NE	NE	NE		NE	NE	NE	NE		NE	NE	NE	NE	NE	NE		NE	NE	NE
Gastrointestinal disorders	Haemorrhoidal haemorrhage	3	196	39.6	1	0.5	186	37.3	0	0.0		*	Quasi-complete separation of data points detected.				*	ERROR: The mean parameter is either invalid or at a limit of its range for some observations.			NE		Algorithm converged.	NE	NE	NE		NE		Algorithm converged.	NE	NE
Gastrointestinal disorders	Haemorrhoidal haemorrhage	4-5	112	22.6	0	0.0	125	25.1	0	0.0	NE			NE	NE	NE		NE	NE	NE	NE		NE	NE	NE	NE		NE		NE	NE	NE
Gastrointestinal disorders	Ileus	1-2	187	37.8	0	0.0	187	37.6	0	0.0	NE			NE	NE	NE		NE	NE	NE	NE		NE	NE	NE	NE	NE	NE		NE	NE	NE
Gastrointestinal disorders	Ileus	3	196	39.6	0	0.0	186	37.3	1	0.5		*	Quasi-complete separation of data points detected.				*	ERROR: Error in computing the link function, its derivatives, or the variance function.			0.00		Algorithm converged.	0.00	NE	1.0000		>999.99		Algorithm converged.	0.00	NE
Gastrointestinal disorders	Ileus	4-5	112	22.6	1	0.9	125	25.1	1	0.8	1.12		Convergence criterion (GCONV=1E-8) satisfied.	0.07	18.07	0.001		Algorithm converged.	-0.022	0.024	1.12		Algorithm converged.	0.07	17.63	0.9378		0.90		Algorithm converged.	0.06	14.16
Gastrointestinal disorders	Impaired gastric emptying	1-2	187	37.8	0	0.0	187	37.6	1	0.5		*	Quasi-complete separation of data points detected.				*	ERROR: Error in computing the link function, its derivatives, or the variance function.			0.00		Algorithm converged.	0.00	NE	0.9999	NE	>999.99		Algorithm converged.	0.00	NE
Gastrointestinal disorders	Impaired gastric emptying	3	196	39.6	0	0.0	186	37.3	0	0.0	NE			NE	NE	NE		NE	NE	NE	NE		NE	NE	NE	NE		NE		NE	NE	NE
Gastrointestinal disorders	Impaired gastric emptying	4-5	112	22.6	0	0.0	125	25.1	0	0.0	NE			NE	NE	NE		NE	NE	NE	NE		NE	NE	NE	NE		NE		NE	NE	NE
Gastrointestinal disorders	Intestinal obstruction	1-2	187	37.8	0	0.0	187	37.6	0	0.0	NE			NE	NE	NE		NE	NE	NE	NE		NE	NE	NE	NE	NE	NE		NE	NE	NE
Gastrointestinal disorders	Intestinal obstruction	3	196	39.6	1	0.5	186	37.3	1	0.5	0.95		Convergence criterion (GCONV=1E-8) satisfied.	0.06	15.28	0.000		Algorithm converged.	-0.015	0.014	0.95		Algorithm converged.	0.06	15.06	0.9704		1.05		Algorithm converged.	0.07	16.72
Gastrointestinal disorders	Intestinal obstruction	4-5	112	22.6	0	0.0	125	25.1	0	0.0	NE			NE	NE	NE		NE	NE	NE	NE		NE	NE	NE	NE		NE		NE	NE	NE
Gastrointestinal disorders	Intestinal perforation	1-2	187	37.8	1	0.5	187	37.6	1	0.5	1.00		Convergence criterion (GCONV=1E-8) satisfied.	0.06	16.11	0.000		Algorithm converged.	-0.015	0.015	1.00		Algorithm converged.	0.06	15.87	1.0000	NE	1.00		Algorithm converged.	0.06	15.87
Gastrointestinal disorders	Intestinal perforation	3	196	39.6	0	0.0	186	37.3	0	0.0	NE			NE	NE	NE		NE	NE	NE	NE		NE	NE	NE	NE		NE		NE	NE	NE
Gastrointestinal disorders	Intestinal perforation	4-5	112	22.6	2	1.8	125	25.1	0	0.0		*	Quasi-complete separation of data points detected.				*	ERROR: The mean parameter is either invalid or at a limit of its range for some observations.			NE		Algorithm converged.	NE	NE	NE		NE		Algorithm converged.	NE	NE
Gastrointestinal disorders	Intra-abdominal haemorrhage	1-2	187	37.8	0	0.0	187	37.6	0	0.0	NE			NE	NE	NE		NE	NE	NE	NE		NE	NE	NE	NE	NE	NE		NE	NE	NE
Gastrointestinal disorders	Intra-abdominal haemorrhage	3	196	39.6	0	0.0	186	37.3	0	0.0	NE			NE	NE	NE		NE	NE	NE	NE		NE	NE	NE	NE		NE		NE	NE	NE
Gastrointestinal disorders	Intra-abdominal haemorrhage	4-5	112	22.6	0	0.0	125	25.1	1	0.8		*	Quasi-complete separation of data points detected.				*	WARNING: The relative Hessian convergence criterion of 16.316112867 is greater than the limit of 0.0001. The convergence is questionable.			0.00		Algorithm converged.	0.00	NE	0.9999		>999.99		Algorithm converged.	0.00	NE
Gastrointestinal disorders	Nausea	1-2	187	37.8	1	0.5	187	37.6	1	0.5	1.00		Convergence criterion (GCONV=1E-8) satisfied.	0.06	16.11	0.000		Algorithm converged.	-0.015	0.015	1.00		Algorithm converged.	0.06	15.87	1.0000	0.8458	1.00		Algorithm converged.	0.06	15.87
Gastrointestinal disorders	Nausea	3	196	39.6	3	1.5	186	37.3	1	0.5	2.88		Convergence criterion (GCONV=1E-8) satisfied.	0.30	27.89	0.010		Algorithm converged.	-0.010	0.030	2.85		Algorithm converged.	0.30	27.13	0.3630		0.35		Algorithm converged.	0.04	3.35
Gastrointestinal disorders	Nausea	4-5	112	22.6	0	0.0	125	25.1	0	0.0	NE			NE	NE	NE		NE	NE	NE	NE		NE	NE	NE	NE		NE		NE	NE	NE
Gastrointestinal disorders	Necrotising colitis	1-2	187	37.8	0	0.0	187	37.6	0	0.0	NE			NE	NE	NE		NE	NE	NE	NE		NE	NE	NE	NE	NE	NE		NE	NE	NE
Gastrointestinal disorders	Necrotising colitis	3	196	39.6	0	0.0	186	37.3	0	0.0	NE			NE	NE	NE		NE	NE	NE	NE		NE	NE	NE	NE		NE		NE	NE	NE
Gastrointestinal disorders	Necrotising colitis	4-5	112	22.6	1	0.9	125	25.1	0	0.0		*	Quasi-complete separation of data points detected.				*	WARNING: The relative Hessian convergence criterion of 18.712481801 is greater than the limit of 0.0001. The convergence is questionable.			NE		Algorithm converged.	NE	NE	NE		NE		Algorithm converged.	NE	NE
Gastrointestinal disorders	Neutropenic colitis	1-2	187	37.8	1	0.5	187	37.6	0	0.0		*	Quasi-complete separation of data points detected.				*	ERROR: The mean parameter is either invalid or at a limit of its range for some observations.			NE		Algorithm converged.	NE	NE	NE	NE	NE		Algorithm converged.	NE	NE
Gastrointestinal disorders	Neutropenic colitis	3	196	39.6	0	0.0	186	37.3	0	0.0	NE			NE	NE	NE		NE	NE	NE	NE		NE	NE	NE	NE		NE		NE	NE	NE

Gastrointestinal disorders	Neutropenic colitis	4-5	112	22.6	0	0.0	125	25.1	0	0.0	NE			NE	NE	NE		NE	NE	NE	NE		NE	NE	NE	NE		NE		NE	NE	NE
Gastrointestinal disorders	Obstruction gastric	1-2	187	37.8	0	0.0	187	37.6	1	0.5		*	Quasi-complete separation of data points detected.				*	ERROR: Error in computing the link function, its derivatives, or the variance function.			0.00		Algorithm converged.	0.00	NE	0.9999	NE	>999.99		Algorithm converged.	0.00	NE
Gastrointestinal disorders	Obstruction gastric	3	196	39.6	0	0.0	186	37.3	0	0.0	NE			NE	NE	NE		NE	NE	NE	NE		NE	NE	NE	NE		NE		NE	NE	NE
Gastrointestinal disorders	Obstruction gastric	4-5	112	22.6	0	0.0	125	25.1	0	0.0	NE			NE	NE	NE		NE	NE	NE	NE		NE	NE	NE	NE		NE		NE	NE	NE
Gastrointestinal disorders	Pancreatitis	1-2	187	37.8	0	0.0	187	37.6	1	0.5		*	Quasi-complete separation of data points detected.				*	ERROR: Error in computing the link function, its derivatives, or the variance function.			0.00		Algorithm converged.	0.00	NE	0.9999	NE	>999.99		Algorithm converged.	0.00	NE
Gastrointestinal disorders	Pancreatitis	3	196	39.6	0	0.0	186	37.3	0	0.0	NE			NE	NE	NE		NE	NE	NE	NE		NE	NE	NE	NE		NE		NE	NE	NE
Gastrointestinal disorders	Pancreatitis	4-5	112	22.6	1	0.9	125	25.1	0	0.0		*	Quasi-complete separation of data points detected.				*	WARNING: The relative Hessian convergence criterion of 18.712481867 is greater than the limit of 0.0001. The convergence is questionable.			NE		Algorithm converged.	NE	NE	NE		NE		Algorithm converged.	NE	NE
Gastrointestinal disorders	Rectal haemorrhage	1-2	187	37.8	1	0.5	187	37.6	0	0.0		*	Quasi-complete separation of data points detected.				*	ERROR: The mean parameter is either invalid or at a limit of its range for some observations.			NE		Algorithm converged.	NE	NE	NE	NE	NE		Algorithm converged.	NE	NE
Gastrointestinal disorders	Rectal haemorrhage	3	196	39.6	0	0.0	186	37.3	0	0.0	NE			NE	NE	NE		NE	NE	NE	NE		NE	NE	NE	NE		NE		NE	NE	NE
Gastrointestinal disorders	Rectal haemorrhage	4-5	112	22.6	0	0.0	125	25.1	0	0.0	NE			NE	NE	NE		NE	NE	NE	NE		NE	NE	NE	NE		NE		NE	NE	NE
Gastrointestinal disorders	Small intestinal obstruction	1-2	187	37.8	0	0.0	187	37.6	1	0.5		*	Quasi-complete separation of data points detected.				*	ERROR: Error in computing the link function, its derivatives, or the variance function.			0.00		Algorithm converged.	0.00	NE	0.9999	NE	>999.99		Algorithm converged.	0.00	NE
Gastrointestinal disorders	Small intestinal obstruction	3	196	39.6	0	0.0	186	37.3	1	0.5		*	Quasi-complete separation of data points detected.				*	ERROR: Error in computing the link function, its derivatives, or the variance function.			0.00		Algorithm converged.	0.00	NE	1.0000		>999.99		Algorithm converged.	0.00	NE
Gastrointestinal disorders	Small intestinal obstruction	4-5	112	22.6	0	0.0	125	25.1	3	2.4		*	Quasi-complete separation of data points detected.				*	WARNING: The relative Hessian convergence criterion of 7.6329170928 is greater than the limit of 0.0001. The convergence is questionable.			0.00		Algorithm converged.	0.00	NE	0.9999		>999.99		Algorithm converged.	0.00	NE
Gastrointestinal disorders	Small intestinal perforation	1-2	187	37.8	0	0.0	187	37.6	0	0.0	NE			NE	NE	NE		NE	NE	NE	NE		NE	NE	NE	NE	NE	NE		NE	NE	NE
Gastrointestinal disorders	Small intestinal perforation	3	196	39.6	0	0.0	186	37.3	0	0.0	NE			NE	NE	NE		NE	NE	NE	NE		NE	NE	NE	NE		NE		NE	NE	NE
Gastrointestinal disorders	Small intestinal perforation	4-5	112	22.6	0	0.0	125	25.1	1	0.8		*	Quasi-complete separation of data points detected.				*	WARNING: The relative Hessian convergence criterion of 16.316112867 is greater than the limit of 0.0001. The convergence is questionable.			0.00		Algorithm converged.	0.00	NE	0.9999		>999.99		Algorithm converged.	0.00	NE
Gastrointestinal disorders	Stomatitis	1-2	187	37.8	1	0.5	187	37.6	0	0.0		*	Quasi-complete separation of data points detected.				*	WARNING: Negative of Hessian not positive definite.			NE		Algorithm converged.	NE	NE	NE	NE	NE		Algorithm converged.	NE	NE
Gastrointestinal disorders	Stomatitis	3	196	39.6	0	0.0	186	37.3	0	0.0	NE			NE	NE	NE		NE	NE	NE	NE		NE	NE	NE	NE		NE		NE	NE	NE
Gastrointestinal disorders	Stomatitis	4-5	112	22.6	1	0.9	125	25.1	1	0.8	1.12		Convergence criterion (GCONV=1E-8) satisfied.	0.07	18.07	0.001		Algorithm converged.	-0.022	0.024	1.12		Algorithm converged.	0.07	17.63	0.9378		0.90		Algorithm converged.	0.06	14.16
Gastrointestinal disorders	Subileus	1-2	187	37.8	0	0.0	187	37.6	0	0.0	NE			NE	NE	NE		NE	NE	NE	NE		NE	NE	NE	NE	NE	NE		NE	NE	NE
Gastrointestinal disorders	Subileus	3	196	39.6	0	0.0	186	37.3	1	0.5		*	Quasi-complete separation of data points detected.				*	ERROR: Error in computing the link function, its derivatives, or the variance function.			0.00		Algorithm converged.	0.00	NE	1.0000		>999.99		Algorithm converged.	0.00	NE
Gastrointestinal disorders	Subileus	4-5	112	22.6	1	0.9	125	25.1	0	0.0		*	Quasi-complete separation of data points detected.				*	WARNING: The relative Hessian convergence criterion of 18.712481934 is greater than the limit of 0.0001. The convergence is questionable.			NE		Algorithm converged.	NE	NE	NE		NE		Algorithm converged.	NE	NE
Gastrointestinal disorders	Upper gastrointestinal haemorrhage	1-2	187	37.8	0	0.0	187	37.6	0	0.0	NE			NE	NE	NE		NE	NE	NE	NE		NE	NE	NE	NE	NE	NE		NE	NE	NE
Gastrointestinal disorders	Upper gastrointestinal haemorrhage	3	196	39.6	1	0.5	186	37.3	0	0.0		*	Quasi-complete separation of data points detected.				*	ERROR: The mean parameter is either invalid or at a limit of its range for some observations.			NE		Algorithm converged.	NE	NE	NE		NE		Algorithm converged.	NE	NE
Gastrointestinal disorders	Upper gastrointestinal haemorrhage	4-5	112	22.6	0	0.0	125	25.1	0	0.0	NE			NE	NE	NE		NE	NE	NE	NE		NE	NE	NE	NE		NE		NE	NE	NE
Gastrointestinal disorders	Vomiting	1-2	187	37.8	0	0.0	187	37.6	2	1.1		*	Quasi-complete separation of data points detected.				*	ERROR: Error in computing the link function, its derivatives, or the variance function.			0.00		Algorithm converged.	0.00	NE	0.9999	NE	>999.99		Algorithm converged.	0.00	NE
Gastrointestinal disorders	Vomiting	3	196	39.6	2	1.0	186	37.3	0	0.0		*	Quasi-complete separation of data points detected.				*	ERROR: The mean parameter is either invalid or at a limit of its range for some observations.			NE		Algorithm converged.	NE	NE	NE		NE		Algorithm converged.	NE	NE
Gastrointestinal disorders	Vomiting	4-5	112	22.6	3	2.7	125	25.1	0	0.0		*	Quasi-complete separation of data points detected.				*	WARNING: Negative of Hessian not positive definite.			NE		Algorithm converged.	NE	NE	NE		NE		Algorithm converged.	NE	NE
General disorders and administration site conditions		1-2	187	37.8	10	5.3	187	37.6	6	3.2	1.70		Convergence criterion (GCONV=1E-8) satisfied.	0.61	4.79	0.021		Algorithm converged.	-0.020	0.062	1.67		Algorithm converged.	0.62	4.49	0.3127	0.5117	0.60		Algorithm converged.	0.22	1.62
General disorders and administration site conditions		3	196	39.6	12	6.1	186	37.3	9	4.8	1.28		Convergence criterion (GCONV=1E-8) satisfied.	0.53	3.12	0.013		Algorithm converged.	-0.033	0.058	1.27		Algorithm converged.	0.55	2.93	0.5833		0.79		Algorithm converged.	0.34	1.83
General disorders and administration site conditions		4-5	112	22.6	6	5.4	125	25.1	9	7.2	0.73		Convergence criterion (GCONV=1E-8) satisfied.	0.25	2.12	-0.018		Algorithm converged.	-0.080	0.043	0.74		Algorithm converged.	0.27	2.02	0.5627		1.34		Algorithm converged.	0.49	3.66
General disorders and administration site conditions	Administration site extravasation	1-2	187	37.8	0	0.0	187	37.6	0	0.0	NE			NE	NE	NE		NE	NE	NE	NE		NE	NE	NE	NE	NE	NE		NE	NE	NE
General disorders and administration site conditions	Administration site extravasation	3	196	39.6	0	0.0	186	37.3	0	0.0	NE			NE	NE	NE		NE	NE	NE	NE		NE	NE	NE	NE		NE		NE	NE	NE
General disorders and administration site conditions	Administration site extravasation	4-5	112	22.6	1	0.9	125	25.1	0	0.0		*	Quasi-complete separation of data points detected.				*	WARNING: The relative Hessian convergence criterion of 18.712481867 is greater than the limit of 0.0001. The convergence is questionable.			NE		Algorithm converged.	NE	NE	NE		NE		Algorithm converged.	NE	NE
General disorders and administration site conditions	Asthenia	1-2	187	37.8	0	0.0	187	37.6	0	0.0	NE			NE	NE	NE		NE	NE	NE	NE		NE	NE	NE	NE	NE	NE		NE	NE	NE
General disorders and administration site conditions	Asthenia	3	196	39.6	1	0.5	186	37.3	0	0.0		*	Quasi-complete separation of data points detected.				*	ERROR: The mean parameter is either invalid or at a limit of its range for some observations.			NE		Algorithm converged.	NE	NE	NE		NE		Algorithm converged.	NE	NE
General disorders and administration site conditions	Asthenia	4-5	112	22.6	1	0.9	125	25.1	1	0.8	1.12		Convergence criterion (GCONV=1E-8) satisfied.	0.07	18.07	0.001		Algorithm converged.	-0.022	0.024	1.12		Algorithm converged.	0.07	17.63	0.9378		0.90		Algorithm converged.	0.06	14.16
General disorders and administration site conditions	Cardiac death	1-2	187	37.8	1	0.5	187	37.6	0	0.0		*	Quasi-complete separation of data points detected.				*	ERROR: The mean parameter is either invalid or at a limit of its range for some observations.			NE		Algorithm converged.	NE	NE	NE	NE	NE		Algorithm converged.	NE	NE
General disorders and administration site conditions	Cardiac death	3	196	39.6	0	0.0	186	37.3	0	0.0	NE			NE	NE	NE		NE	NE	NE	NE		NE	NE	NE	NE		NE		NE	NE	NE
General disorders and administration site conditions	Cardiac death	4-5	112	22.6	0	0.0	125	25.1	0	0.0	NE			NE	NE	NE		NE	NE	NE	NE		NE	NE	NE	NE		NE		NE	NE	NE
General disorders and administration site conditions	Catheter site haemorrhage	1-2	187	37.8	0	0.0	187	37.6	0	0.0	NE			NE	NE	NE		NE	NE	NE	NE		NE	NE	NE	NE	NE	NE		NE	NE	NE
General disorders and administration site conditions	Catheter site haemorrhage	3	196	39.6	0	0.0	186	37.3	0	0.0	NE			NE	NE	NE		NE	NE	NE	NE		NE	NE	NE	NE		NE		NE	NE	NE
General disorders and administration site conditions	Catheter site haemorrhage	4-5	112	22.6	0	0.0	125	25.1	1	0.8		*	Quasi-complete separation of data points detected.				*	WARNING: The relative Hessian convergence criterion of 16.316112867 is greater than the limit of 0.0001. The convergence is questionable.			0.00		Algorithm converged.	0.00	NE	0.9999		>999.99		Algorithm converged.	0.00	NE
General disorders and administration site conditions	Chest pain	1-2	187	37.8	0	0.0	187	37.6	0	0.0	NE			NE	NE	NE		NE	NE	NE	NE		NE	NE	NE	NE	NE	NE		NE	NE	NE
General disorders and administration site conditions	Chest pain	3	196	39.6	1	0.5	186	37.3	1	0.5	0.95		Convergence criterion (GCONV=1E-8) satisfied.	0.06	15.28	0.000		Algorithm converged.	-0.015	0.014	0.95		Algorithm converged.	0.06	15.06	0.9704		1.05		Algorithm converged.	0.07	16.72
General disorders and administration site conditions	Chest pain	4-5	112	22.6	0	0.0	125	25.1	0	0.0	NE			NE	NE	NE		NE	NE	NE	NE		NE	NE	NE	NE		NE		NE	NE	NE
General disorders and administration site conditions	Chills	1-2	187	37.8	0	0.0	187	37.6	0	0.0	NE			NE	NE	NE		NE	NE	NE	NE		NE	NE	NE	NE	NE	NE		NE	NE	NE
General disorders and administration site conditions	Chills	3	196	39.6	1	0.5	186	37.3	0	0.0		*	Quasi-complete separation of data points detected.				*	ERROR: The mean parameter is either invalid or at a limit of its range for some observations.			NE		Algorithm converged.	NE	NE	NE		NE		Algorithm converged.	NE	NE
General disorders and administration site conditions	Chills	4-5	112	22.6	0	0.0	125	25.1	0	0.0	NE			NE	NE	NE		NE	NE	NE	NE		NE	NE	NE	NE		NE		NE	NE	NE
General disorders and administration site conditions	Death	1-2	187	37.8	1	0.5	187	37.6	0	0.0		*	Quasi-complete separation of data points detected.				*	WARNING: Negative of Hessian not positive definite.			NE		Algorithm converged.	NE	NE	NE	0.3553	NE		Algorithm converged.	NE	NE
General disorders and administration site conditions	Death	3	196	39.6	2	1.0	186	37.3	0	0.0		*	Quasi-complete separation of data points detected.				*	WARNING: The relative Hessian convergence criterion of 14.688690926 is greater than the limit of 0.0001. The convergence is questionable.			NE		Algorithm converged.	NE	NE	NE		NE		Algorithm converged.	NE	NE
General disorders and administration site conditions	Death	4-5	112	22.6	1	0.9	125	25.1	1	0.8	1.12		Convergence criterion (GCONV=1E-8) satisfied.	0.07	18.07	0.001		Algorithm converged.	-0.022	0.024	1.12		Algorithm converged.	0.07	17.63	0.9378		0.90		Algorithm converged.	0.06	14.16
General disorders and administration site conditions	Fatigue	1-2	187	37.8	0	0.0	187	37.6	1	0.5		*	Quasi-complete separation of data points detected.				*	ERROR: Error in computing the link function, its derivatives, or the variance function.			0.00		Algorithm converged.	0.00	NE	0.9999	0.1344	>999.99		Algorithm converged.	0.00	NE
General disorders and administration site conditions	Fatigue	3	196	39.6	0	0.0	186	37.3	1	0.5		*	Quasi-complete separation of data points detected.				*	ERROR: Error in computing the link function, its derivatives, or the variance function.			0.00		Algorithm converged.	0.00	NE	1.0000		>999.99		Algorithm converged.	0.00	NE
General disorders and administration site conditions	Fatigue	4-5	112	22.6	1	0.9	125	25.1	0	0.0		*	Quasi-complete separation of data points detected.				*	WARNING: The relative Hessian convergence criterion of 18.712481934 is greater than the limit of 0.0001. The convergence is questionable.			NE		Algorithm converged.	NE	NE	NE		NE		Algorithm converged.	NE	NE
General disorders and administration site conditions	General physical health deterioration	1-2	187	37.8	0	0.0	187	37.6	1	0.5		*	Quasi-complete separation of data points detected.				*	ERROR: Error in computing the link function, its derivatives, or the variance function.			0.00		Algorithm converged.	0.00	NE	0.9999	NE	>999.99		Algorithm converged.	0.00	NE
General disorders and administration site conditions	General physical health deterioration	3	196	39.6	2	1.0	186	37.3	0	0.0		*	Quasi-complete separation of data points detected.				*	WARNING: The relative Hessian convergence criterion of 14.688690874 is greater than the limit of 0.0001. The convergence is questionable.			NE		Algorithm converged.	NE	NE	NE		NE		Algorithm converged.	NE	NE
General disorders and administration site conditions	General physical health deterioration	4-5	112	22.6	0	0.0	125	25.1	0	0.0	NE			NE	NE	NE		NE	NE	NE	NE		NE	NE	NE	NE		NE		NE	NE	NE
General disorders and administration site conditions	Hypothermia	1-2	187	37.8	0	0.0	187	37.6	0	0.0	NE			NE	NE	NE		NE	NE	NE	NE		NE	NE	NE	NE	NE	NE		NE	NE	NE
General disorders and administration site conditions	Hypothermia	3	196	39.6	0	0.0	186	37.3	0	0.0	NE			NE	NE	NE		NE	NE	NE	NE		NE	NE	NE	NE		NE		NE	NE	NE
General disorders and administration site conditions	Hypothermia	4-5	112	22.6	1	0.9	125	25.1	0	0.0		*	Quasi-complete separation of data points detected.				*	WARNING: The relative Hessian convergence criterion of 18.712481801 is greater than the limit of 0.0001. The convergence is questionable.			NE		Algorithm converged.	NE	NE	NE		NE		Algorithm converged.	NE	NE
General disorders and administration site conditions	Ill-defined disorder	1-2	187	37.8	0	0.0	187	37.6	0	0.0	NE			NE	NE	NE		NE	NE	NE	NE		NE	NE	NE	NE	NE	NE		NE	NE	NE
General disorders and administration site conditions	Ill-defined disorder	3	196	39.6	0	0.0	186	37.3	1	0.5		*	Quasi-complete separation of data points detected.				*	ERROR: Error in computing the link function, its derivatives, or the variance function.			0.00		Algorithm converged.	0.00	NE	1.0000		>999.99		Algorithm converged.	0.00	NE
General disorders and administration site conditions	Ill-defined disorder	4-5	112	22.6	0	0.0	125	25.1	0	0.0	NE			NE	NE	NE		NE	NE	NE	NE		NE	NE	NE	NE		NE		NE	NE	NE
General disorders and administration site conditions	Infusion site extravasation	1-2	187	37.8	1	0.5	187	37.6	0	0.0		*	Quasi-complete separation of data points detected.				*	ERROR: The mean parameter is either invalid or at a limit of its range for some observations.			NE		Algorithm converged.	NE	NE	NE	NE	NE		Algorithm converged.	NE	NE
General disorders and administration site conditions	Infusion site extravasation	3	196	39.6	0	0.0	186	37.3	0	0.0	NE			NE	NE	NE		NE	NE	NE	NE		NE	NE	NE	NE		NE		NE	NE	NE
General disorders and administration site conditions	Infusion site extravasation	4-5	112	22.6	0	0.0	125	25.1	0	0.0	NE			NE	NE	NE		NE	NE	NE	NE		NE	NE	NE	NE		NE		NE	NE	NE
General disorders and administration site conditions	Malaise	1-2	187	37.8	1	0.5	187	37.6	0	0.0		*	Quasi-complete separation of data points detected.				*	WARNING: Negative of Hessian not positive definite.			NE		Algorithm converged.	NE	NE	NE	NE	NE		Algorithm converged.	NE	NE
General disorders and administration site conditions	Malaise	3	196	39.6	0	0.0	186	37.3	0	0.0	NE			NE	NE	NE		NE	NE	NE	NE		NE	NE	NE	NE		NE		NE	NE	NE
General disorders and administration site conditions	Malaise	4-5	112	22.6	0	0.0	125	25.1	2	1.6		*	Quasi-complete separation of data points detected.				*	WARNING: The relative Hessian convergence criterion of 10.206215767 is greater than the limit of 0.0001. The convergence is questionable.			0.00		Algorithm converged.	0.00	NE	0.9999		>999.99		Algorithm converged.	0.00	NE
General disorders and administration site conditions	Mucosal inflammation	1-2	187	37.8	0	0.0	187	37.6	0	0.0	NE			NE	NE	NE		NE	NE	NE	NE		NE	NE	NE	NE	NE	NE		NE	NE	NE
General disorders and administration site conditions	Mucosal inflammation	3	196	39.6	1	0.5	186	37.3	0	0.0		*	Quasi-complete separation of data points detected.				*	ERROR: The mean parameter is either invalid or at a limit of its range for some observations.			NE		Algorithm converged.	NE	NE	NE		NE		Algorithm converged.	NE	NE
General disorders and administration site conditions	Mucosal inflammation	4-5	112	22.6	1	0.9	125	25.1	0	0.0		*	Quasi-complete separation of data points detected.				*	ERROR: Error in computing the link function, its derivatives, or the variance function.			NE		Algorithm converged.	NE	NE	NE		NE		Algorithm converged.	NE	NE
General disorders and administration site conditions	Multiple organ dysfunction syndrome	1-2	187	37.8	0	0.0	187	37.6	0	0.0	NE			NE	NE	NE		NE	NE	NE	NE		NE	NE	NE	NE	NE	NE		NE	NE	NE
General disorders and administration site conditions	Multiple organ dysfunction syndrome	3	196	39.6	0	0.0	186	37.3	0	0.0	NE			NE	NE	NE		NE	NE	NE	NE		NE	NE	NE	NE		NE		NE	NE	NE
General disorders and administration site conditions	Multiple organ dysfunction syndrome	4-5	112	22.6	0	0.0	125	25.1	1	0.8		*	Quasi-complete separation of data points detected.				*	WARNING: The relative Hessian convergence criterion of 16.316112867 is greater than the limit of 0.0001. The convergence is questionable.			0.00		Algorithm converged.	0.00	NE	0.9999		>999.99		Algorithm converged.	0.00	NE
General disorders and administration site conditions	Non-cardiac chest pain	1-2	187	37.8	1	0.5	187	37.6	1	0.5	1.00		Convergence criterion (GCONV=1E-8) satisfied.	0.06	16.11	0.000		Algorithm converged.	-0.015	0.015	1.00		Algorithm converged.	0.06	15.87	1.0000	NE	1.00		Algorithm converged.	0.06	15.87
General disorders and administration site conditions	Non-cardiac chest pain	3	196	39.6	0	0.0	186	37.3	0	0.0	NE			NE	NE	NE		NE	NE	NE	NE		NE	NE	NE	NE		NE		NE	NE	NE
General disorders and administration site conditions	Non-cardiac chest pain	4-5	112	22.6	0	0.0	125	25.1	0	0.0	NE			NE	NE	NE		NE	NE	NE	NE		NE	NE	NE	NE		NE		NE	NE	NE
General disorders and administration site conditions	Oedema peripheral	1-2	187	37.8	0	0.0	187	37.6	0	0.0	NE			NE	NE	NE		NE	NE	NE	NE		NE	NE	NE	NE	NE	NE		NE	NE	NE
General disorders and administration site conditions	Oedema peripheral	3	196	39.6	1	0.5	186	37.3	0	0.0		*	Quasi-complete separation of data points detected.				*	ERROR: The mean parameter is either invalid or at a limit of its range for some observations.			NE		Algorithm converged.	NE	NE	NE		NE		Algorithm converged.	NE	NE
General disorders and administration site conditions	Oedema peripheral	4-5	112	22.6	0	0.0	125	25.1	0	0.0	NE			NE	NE	NE		NE	NE	NE	NE		NE	NE	NE	NE		NE		NE	NE	NE
General disorders and administration site conditions	Pyrexia	1-2	187	37.8	5	2.7	187	37.6	2	1.1	2.54		Convergence criterion (GCONV=1E-8) satisfied.	0.49	13.27	0.016		Algorithm converged.	-0.011	0.043	2.50		Algorithm converged.	0.49	12.72	0.2697	0.1514	0.40		Algorithm converged.	0.08	2.04

General disorders and administration site conditions	Pyrexia	3		196	39.6	3	1.5	186	37.3	6	3.2	0.47		Convergence criterion (GCONV=1E-8) satisfied.	0.11	1.89	-0.017		Algorithm converged.	-0.048	0.014	0.47		Algorithm converged.	0.12	1.87	0.2866		2.11		Algorithm converged.	0.53	8.30
General disorders and administration site conditions	Pyrexia	4-5		112	22.6	1	0.9	125	25.1	4	3.2	0.27		Convergence criterion (GCONV=1E-8) satisfied.	0.03	2.48	-0.023		Algorithm converged.	-0.059	0.012	0.28		Algorithm converged.	0.03	2.46	0.2503		3.58		Algorithm converged.	0.41	31.59
General disorders and administration site conditions	Ulcer	1-2		187	37.8	0	0.0	187	37.6	0	0.0	NE			NE	NE	NE		NE	NE	NE	NE		NE	NE	NE	NE	NE	NE		NE	NE	NE
General disorders and administration site conditions	Ulcer	3		196	39.6	1	0.5	186	37.3	0	0.0		*	Quasi-complete separation of data points detected.				*	ERROR: The mean parameter is either invalid or at a limit of its range for some observations.			NE		Algorithm converged.	NE	NE	NE		NE		Algorithm converged.	NE	NE
General disorders and administration site conditions	Ulcer	4-5		112	22.6	0	0.0	125	25.1	0	0.0	NE			NE	NE	NE		NE	NE	NE	NE		NE	NE	NE	NE		NE		NE	NE	NE
General disorders and administration site conditions	Vascular stent thrombosis	1-2		187	37.8	0	0.0	187	37.6	1	0.5		*	Quasi-complete separation of data points detected.				*	ERROR: Error in computing the link function, its derivatives, or the variance function.			0.00		Algorithm converged.	0.00	NE	0.9999	NE	>999.99		Algorithm converged.	0.00	NE
General disorders and administration site conditions	Vascular stent thrombosis	3		196	39.6	0	0.0	186	37.3	0	0.0	NE			NE	NE	NE		NE	NE	NE	NE		NE	NE	NE	NE		NE		NE	NE	NE
General disorders and administration site conditions	Vascular stent thrombosis	4-5		112	22.6	0	0.0	125	25.1	0	0.0	NE			NE	NE	NE		NE	NE	NE	NE		NE	NE	NE	NE		NE		NE	NE	NE
Hepatobiliary disorders		1-2		187	37.8	0	0.0	187	37.6	0	0.0	NE			NE	NE	NE		NE	NE	NE	NE		NE	NE	NE	NE	0.7662	NE		NE	NE	NE
Hepatobiliary disorders		3		196	39.6	2	1.0	186	37.3	1	0.5	1.91		Convergence criterion (GCONV=1E-8) satisfied.	0.17	21.21	0.005		Algorithm converged.	-0.013	0.022	1.90		Algorithm converged.	0.17	20.76	0.5996		0.53		Algorithm converged.	0.05	5.76
Hepatobiliary disorders		4-5		112	22.6	1	0.9	125	25.1	2	1.6	0.55		Convergence criterion (GCONV=1E-8) satisfied.	0.05	6.19	-0.007		Algorithm converged.	-0.035	0.021	0.56		Algorithm converged.	0.05	6.07	0.6319		1.79		Algorithm converged.	0.16	19.50
Hepatobiliary disorders	Bile duct stenosis	1-2		187	37.8	0	0.0	187	37.6	0	0.0	NE			NE	NE	NE		NE	NE	NE	NE		NE	NE	NE	NE	NE	NE		NE	NE	NE
Hepatobiliary disorders	Bile duct stenosis	3		196	39.6	0	0.0	186	37.3	0	0.0	NE			NE	NE	NE		NE	NE	NE	NE		NE	NE	NE	NE		NE		NE	NE	NE
Hepatobiliary disorders	Bile duct stenosis	4-5		112	22.6	0	0.0	125	25.1	1	0.8		*	Quasi-complete separation of data points detected.				*	WARNING: The relative Hessian convergence criterion of 16.31611281 is greater than the limit of 0.0001. The convergence is questionable.			0.00		Algorithm converged.	0.00	NE	0.9999		>999.99		Algorithm converged.	0.00	NE
Hepatobiliary disorders	Bile duct stone	1-2		187	37.8	0	0.0	187	37.6	0	0.0	NE			NE	NE	NE		NE	NE	NE	NE		NE	NE	NE	NE	NE	NE		NE	NE	NE
Hepatobiliary disorders	Bile duct stone	3		196	39.6	1	0.5	186	37.3	0	0.0		*	Quasi-complete separation of data points detected.				*	ERROR: The mean parameter is either invalid or at a limit of its range for some observations.			NE		Algorithm converged.	NE	NE	NE		NE		Algorithm converged.	NE	NE
Hepatobiliary disorders	Bile duct stone	4-5		112	22.6	0	0.0	125	25.1	0	0.0	NE			NE	NE	NE		NE	NE	NE	NE		NE	NE	NE	NE		NE		NE	NE	NE
Hepatobiliary disorders	Biliary obstruction	1-2		187	37.8	0	0.0	187	37.6	0	0.0	NE			NE	NE	NE		NE	NE	NE	NE		NE	NE	NE	NE	NE	NE		NE	NE	NE
Hepatobiliary disorders	Biliary obstruction	3		196	39.6	0	0.0	186	37.3	0	0.0	NE			NE	NE	NE		NE	NE	NE	NE		NE	NE	NE	NE		NE		NE	NE	NE
Hepatobiliary disorders	Biliary obstruction	4-5		112	22.6	1	0.9	125	25.1	0	0.0		*	Quasi-complete separation of data points detected.				*	WARNING: The relative Hessian convergence criterion of 18.712481801 is greater than the limit of 0.0001. The convergence is questionable.			NE		Algorithm converged.	NE	NE	NE		NE		Algorithm converged.	NE	NE
Hepatobiliary disorders	Cholangitis	1-2		187	37.8	0	0.0	187	37.6	0	0.0	NE			NE	NE	NE		NE	NE	NE	NE		NE	NE	NE	NE	NE	NE		NE	NE	NE
Hepatobiliary disorders	Cholangitis	3		196	39.6	1	0.5	186	37.3	0	0.0		*	Quasi-complete separation of data points detected.				*	ERROR: The mean parameter is either invalid or at a limit of its range for some observations.			NE		Algorithm converged.	NE	NE	NE		NE		Algorithm converged.	NE	NE
Hepatobiliary disorders	Cholangitis	4-5		112	22.6	0	0.0	125	25.1	1	0.8		*	Quasi-complete separation of data points detected.				*	WARNING: The relative Hessian convergence criterion of 16.316112867 is greater than the limit of 0.0001. The convergence is questionable.			0.00		Algorithm converged.	0.00	NE	0.9999		>999.99		Algorithm converged.	0.00	NE
Hepatobiliary disorders	Cholecystitis acute	1-2		187	37.8	0	0.0	187	37.6	0	0.0	NE			NE	NE	NE		NE	NE	NE	NE		NE	NE	NE	NE	NE	NE		NE	NE	NE
Hepatobiliary disorders	Cholecystitis acute	3		196	39.6	1	0.5	186	37.3	0	0.0		*	Quasi-complete separation of data points detected.				*	ERROR: The mean parameter is either invalid or at a limit of its range for some observations.			NE		Algorithm converged.	NE	NE	NE		NE		Algorithm converged.	NE	NE
Hepatobiliary disorders	Cholecystitis acute	4-5		112	22.6	0	0.0	125	25.1	0	0.0	NE			NE	NE	NE		NE	NE	NE	NE		NE	NE	NE	NE		NE		NE	NE	NE
Hepatobiliary disorders	Cholestasis	1-2		187	37.8	0	0.0	187	37.6	0	0.0	NE			NE	NE	NE		NE	NE	NE	NE		NE	NE	NE	NE	NE	NE		NE	NE	NE
Hepatobiliary disorders	Cholestasis	3		196	39.6	1	0.5	186	37.3	0	0.0		*	Quasi-complete separation of data points detected.				*	ERROR: The mean parameter is either invalid or at a limit of its range for some observations.			NE		Algorithm converged.	NE	NE	NE		NE		Algorithm converged.	NE	NE
Hepatobiliary disorders	Cholestasis	4-5		112	22.6	0	0.0	125	25.1	0	0.0	NE			NE	NE	NE		NE	NE	NE	NE		NE	NE	NE	NE		NE		NE	NE	NE
Hepatobiliary disorders	Liver injury	1-2		187	37.8	0	0.0	187	37.6	0	0.0	NE			NE	NE	NE		NE	NE	NE	NE		NE	NE	NE	NE	NE	NE		NE	NE	NE
Hepatobiliary disorders	Liver injury	3		196	39.6	0	0.0	186	37.3	1	0.5		*	Quasi-complete separation of data points detected.				*	ERROR: Error in computing the link function, its derivatives, or the variance function.			0.00		Algorithm converged.	0.00	NE	1.0000		>999.99		Algorithm converged.	0.00	NE
Hepatobiliary disorders	Liver injury	4-5		112	22.6	0	0.0	125	25.1	0	0.0	NE			NE	NE	NE		NE	NE	NE	NE		NE	NE	NE	NE		NE		NE	NE	NE
Infections and infestations		1-2		187	37.8	19	10.2	187	37.6	11	5.9	1.81		Convergence criterion (GCONV=1E-8) satisfied.	0.84	3.92	0.043		Algorithm converged.	-0.012	0.098	1.73		Algorithm converged.	0.85	3.53	0.1337	0.5602	0.58		Algorithm converged.	0.28	1.18
Infections and infestations		3		196	39.6	29	14.8	186	37.3	25	13.4	1.12		Convergence criterion (GCONV=1E-8) satisfied.	0.63	1.99	0.014		Algorithm converged.	-0.056	0.083	1.10		Algorithm converged.	0.67	1.81	0.7042		0.91		Algorithm converged.	0.55	1.49
Infections and infestations		4-5		112	22.6	22	19.6	125	25.1	17	13.6	1.55		Convergence criterion (GCONV=1E-8) satisfied.	0.78	3.10	0.060		Algorithm converged.	-0.035	0.155	1.44		Algorithm converged.	0.81	2.58	0.2135		0.69		Algorithm converged.	0.39	1.24
Infections and infestations	Abdominal infection	1-2		187	37.8	0	0.0	187	37.6	0	0.0	NE			NE	NE	NE		NE	NE	NE	NE		NE	NE	NE	NE	NE	NE		NE	NE	NE
Infections and infestations	Abdominal infection	3		196	39.6	0	0.0	186	37.3	1	0.5		*	Quasi-complete separation of data points detected.				*	ERROR: Error in computing the link function, its derivatives, or the variance function.			0.00		Algorithm converged.	0.00	NE	1.0000		>999.99		Algorithm converged.	0.00	NE
Infections and infestations	Abdominal infection	4-5		112	22.6	0	0.0	125	25.1	0	0.0	NE			NE	NE	NE		NE	NE	NE	NE		NE	NE	NE	NE		NE		NE	NE	NE
Infections and infestations	Actinomycotic abdominal infection	1-2		187	37.8	0	0.0	187	37.6	0	0.0	NE			NE	NE	NE		NE	NE	NE	NE		NE	NE	NE	NE	NE	NE		NE	NE	NE
Infections and infestations	Actinomycotic abdominal infection	3		196	39.6	0	0.0	186	37.3	0	0.0	NE			NE	NE	NE		NE	NE	NE	NE		NE	NE	NE	NE		NE		NE	NE	NE
Infections and infestations	Actinomycotic abdominal infection	4-5		112	22.6	0	0.0	125	25.1	1	0.8		*	Quasi-complete separation of data points detected.				*	WARNING: The relative Hessian convergence criterion of 16.316112867 is greater than the limit of 0.0001. The convergence is questionable.			0.00		Algorithm converged.	0.00	NE	0.9999		>999.99		Algorithm converged.	0.00	NE
Infections and infestations	Appendicitis	1-2		187	37.8	0	0.0	187	37.6	0	0.0	NE			NE	NE	NE		NE	NE	NE	NE		NE	NE	NE	NE	NE	NE		NE	NE	NE
Infections and infestations	Appendicitis	3		196	39.6	1	0.5	186	37.3	0	0.0		*	Quasi-complete separation of data points detected.				*	ERROR: The mean parameter is either invalid or at a limit of its range for some observations.			NE		Algorithm converged.	NE	NE	NE		NE		Algorithm converged.	NE	NE
Infections and infestations	Appendicitis	4-5		112	22.6	0	0.0	125	25.1	0	0.0	NE			NE	NE	NE		NE	NE	NE	NE		NE	NE	NE	NE		NE		NE	NE	NE
Infections and infestations	Aspergillus infection	1-2		187	37.8	0	0.0	187	37.6	0	0.0	NE			NE	NE	NE		NE	NE	NE	NE		NE	NE	NE	NE	NE	NE		NE	NE	NE
Infections and infestations	Aspergillus infection	3		196	39.6	0	0.0	186	37.3	0	0.0	NE			NE	NE	NE		NE	NE	NE	NE		NE	NE	NE	NE		NE		NE	NE	NE
Infections and infestations	Aspergillus infection	4-5		112	22.6	1	0.9	125	25.1	0	0.0		*	Quasi-complete separation of data points detected.				*	WARNING: The relative Hessian convergence criterion of 18.712481934 is greater than the limit of 0.0001. The convergence is questionable.			NE		Algorithm converged.	NE	NE	NE		NE		Algorithm converged.	NE	NE
Infections and infestations	Atypical pneumonia	1-2		187	37.8	0	0.0	187	37.6	1	0.5		*	Quasi-complete separation of data points detected.				*	ERROR: Error in computing the link function, its derivatives, or the variance function.			0.00		Algorithm converged.	0.00	NE	0.9999	NE	>999.99		Algorithm converged.	0.00	NE
Infections and infestations	Atypical pneumonia	3		196	39.6	0	0.0	186	37.3	0	0.0	NE			NE	NE	NE		NE	NE	NE	NE		NE	NE	NE	NE		NE		NE	NE	NE
Infections and infestations	Atypical pneumonia	4-5		112	22.6	1	0.9	125	25.1	0	0.0		*	Quasi-complete separation of data points detected.				*	WARNING: The relative Hessian convergence criterion of 18.712481867 is greater than the limit of 0.0001. The convergence is questionable.			NE		Algorithm converged.	NE	NE	NE		NE		Algorithm converged.	NE	NE
Infections and infestations	Bacteraemia	1-2		187	37.8	1	0.5	187	37.6	0	0.0		*	Quasi-complete separation of data points detected.				*	ERROR: The mean parameter is either invalid or at a limit of its range for some observations.			NE		Algorithm converged.	NE	NE	NE	1.0000	NE		Algorithm converged.	NE	NE
Infections and infestations	Bacteraemia	3		196	39.6	2	1.0	186	37.3	0	0.0		*	Quasi-complete separation of data points detected.				*	ERROR: The mean parameter is either invalid or at a limit of its range for some observations.			NE		Algorithm converged.	NE	NE	NE		NE		Algorithm converged.	NE	NE
Infections and infestations	Bacteraemia	4-5		112	22.6	1	0.9	125	25.1	0	0.0		*	Quasi-complete separation of data points detected.				*	WARNING: The relative Hessian convergence criterion of 18.712481934 is greater than the limit of 0.0001. The convergence is questionable.			NE		Algorithm converged.	NE	NE	NE		NE		Algorithm converged.	NE	NE
Infections and infestations	Bronchitis	1-2		187	37.8	1	0.5	187	37.6	0	0.0		*	Quasi-complete separation of data points detected.				*	WARNING: Negative of Hessian not positive definite.			NE		Algorithm converged.	NE	NE	NE	NE	NE		Algorithm converged.	NE	NE
Infections and infestations	Bronchitis	3		196	39.6	0	0.0	186	37.3	0	0.0	NE			NE	NE	NE		NE	NE	NE	NE		NE	NE	NE	NE		NE		NE	NE	NE
Infections and infestations	Bronchitis	4-5		112	22.6	0	0.0	125	25.1	0	0.0	NE			NE	NE	NE		NE	NE	NE	NE		NE	NE	NE	NE		NE		NE	NE	NE
Infections and infestations	Bronchopulmonary aspergillosis	1-2		187	37.8	0	0.0	187	37.6	0	0.0	NE			NE	NE	NE		NE	NE	NE	NE		NE	NE	NE	NE	NE	NE		NE	NE	NE
Infections and infestations	Bronchopulmonary aspergillosis	3		196	39.6	0	0.0	186	37.3	0	0.0	NE			NE	NE	NE		NE	NE	NE	NE		NE	NE	NE	NE		NE		NE	NE	NE
Infections and infestations	Bronchopulmonary aspergillosis	4-5		112	22.6	1	0.9	125	25.1	0	0.0		*	Quasi-complete separation of data points detected.				*	WARNING: The relative Hessian convergence criterion of 18.712481934 is greater than the limit of 0.0001. The convergence is questionable.			NE		Algorithm converged.	NE	NE	NE		NE		Algorithm converged.	NE	NE
Infections and infestations	Campylobacter gastroenteritis	1-2		187	37.8	0	0.0	187	37.6	0	0.0	NE			NE	NE	NE		NE	NE	NE	NE		NE	NE	NE	NE	NE	NE		NE	NE	NE
Infections and infestations	Campylobacter gastroenteritis	3		196	39.6	0	0.0	186	37.3	0	0.0	NE			NE	NE	NE		NE	NE	NE	NE		NE	NE	NE	NE		NE		NE	NE	NE
Infections and infestations	Campylobacter gastroenteritis	4-5		112	22.6	1	0.9	125	25.1	0	0.0		*	Quasi-complete separation of data points detected.				*	ERROR: Error in computing the link function, its derivatives, or the variance function.			NE		Algorithm converged.	NE	NE	NE		NE		Algorithm converged.	NE	NE
Infections and infestations	Cellulitis	1-2		187	37.8	2	1.1	187	37.6	0	0.0		*	Quasi-complete separation of data points detected.				*	WARNING: Negative of Hessian not positive definite.			NE		Algorithm converged.	NE	NE	NE	0.4438	NE		Algorithm converged.	NE	NE
Infections and infestations	Cellulitis	3		196	39.6	0	0.0	186	37.3	0	0.0	NE			NE	NE	NE		NE	NE	NE	NE		NE	NE	NE	NE		NE		NE	NE	NE
Infections and infestations	Cellulitis	4-5		112	22.6	1	0.9	125	25.1	1	0.8	1.12		Convergence criterion (GCONV=1E-8) satisfied.	0.07	18.07	0.001		Algorithm converged.	-0.022	0.024	1.12		Algorithm converged.	0.07	17.63	0.9378		0.90		Algorithm converged.	0.06	14.16
Infections and infestations	Clostridium difficile colitis	1-2		187	37.8	0	0.0	187	37.6	0	0.0	NE			NE	NE	NE		NE	NE	NE	NE		NE	NE	NE	NE	NE	NE		NE	NE	NE
Infections and infestations	Clostridium difficile colitis	3		196	39.6	2	1.0	186	37.3	0	0.0		*	Quasi-complete separation of data points detected.				*	ERROR: Error in computing the link function, its derivatives, or the variance function.			NE		Algorithm converged.	NE	NE	NE		NE		Algorithm converged.	NE	NE
Infections and infestations	Clostridium difficile colitis	4-5		112	22.6	0	0.0	125	25.1	0	0.0	NE			NE	NE	NE		NE	NE	NE	NE		NE	NE	NE	NE		NE		NE	NE	NE
Infections and infestations	Clostridium difficile infection	1-2		187	37.8	0	0.0	187	37.6	0	0.0	NE			NE	NE	NE		NE	NE	NE	NE		NE	NE	NE	NE	NE	NE		NE	NE	NE
Infections and infestations	Clostridium difficile infection	3		196	39.6	0	0.0	186	37.3	0	0.0	NE			NE	NE	NE		NE	NE	NE	NE		NE	NE	NE	NE		NE		NE	NE	NE
Infections and infestations	Clostridium difficile infection	4-5		112	22.6	1	0.9	125	25.1	0	0.0		*	Quasi-complete separation of data points detected.				*	WARNING: The relative Hessian convergence criterion of 18.712481867 is greater than the limit of 0.0001. The convergence is questionable.			NE		Algorithm converged.	NE	NE	NE		NE		Algorithm converged.	NE	NE
Infections and infestations	Coronavirus infection	1-2		187	37.8	0	0.0	187	37.6	0	0.0	NE			NE	NE	NE		NE	NE	NE	NE		NE	NE	NE	NE	NE	NE		NE	NE	NE
Infections and infestations	Coronavirus infection	3		196	39.6	0	0.0	186	37.3	1	0.5		*	Quasi-complete separation of data points detected.				*	ERROR: Error in computing the link function, its derivatives, or the variance function.			0.00		Algorithm converged.	0.00	NE	1.0000		>999.99		Algorithm converged.	0.00	NE
Infections and infestations	Coronavirus infection	4-5		112	22.6	0	0.0	125	25.1	0	0.0	NE			NE	NE	NE		NE	NE	NE	NE		NE	NE	NE	NE		NE		NE	NE	NE
Infections and infestations	Cytomegalovirus enteritis	1-2		187	37.8	0	0.0	187	37.6	0	0.0	NE			NE	NE	NE		NE	NE	NE	NE		NE	NE	NE	NE	NE	NE		NE	NE	NE
Infections and infestations	Cytomegalovirus enteritis	3		196	39.6	0	0.0	186	37.3	0	0.0	NE			NE	NE	NE		NE	NE	NE	NE		NE	NE	NE	NE		NE		NE	NE	NE
Infections and infestations	Cytomegalovirus enteritis	4-5		112	22.6	1	0.9	125	25.1	0	0.0		*	Quasi-complete separation of data points detected.				*	ERROR: Error in computing the link function, its derivatives, or the variance function.			NE		Algorithm converged.	NE	NE	NE		NE		Algorithm converged.	NE	NE
Infections and infestations	Cytomegalovirus infection	1-2		187	37.8	0	0.0	187	37.6	1	0.5		*	Quasi-complete separation of data points detected.				*	ERROR: Error in computing the link function, its derivatives, or the variance function.			0.00		Algorithm converged.	0.00	NE	0.9999	NE	>999.99		Algorithm converged.	0.00	NE
Infections and infestations	Cytomegalovirus infection	3		196	39.6	0	0.0	186	37.3	0	0.0	NE			NE	NE	NE		NE	NE	NE	NE		NE	NE	NE	NE		NE		NE	NE	NE
Infections and infestations	Cytomegalovirus infection	4-5		112	22.6	1	0.9	125	25.1	0	0.0		*	Quasi-complete separation of data points detected.				*	ERROR: Error in computing the link function, its derivatives, or the variance function.			NE		Algorithm converged.	NE	NE	NE		NE		Algorithm converged.	NE	NE
Infections and infestations	Device related infection	1-2		187	37.8	0	0.0	187	37.6	0	0.0	NE			NE	NE	NE		NE	NE	NE	NE		NE	NE	NE	NE	NE	NE		NE	NE	NE
Infections and infestations	Device related infection	3		196	39.6	1	0.5	186	37.3	0	0.0		*	Quasi-complete separation of data points detected.				*	ERROR: The mean parameter is either invalid or at a limit of its range for some observations.			NE		Algorithm converged.	NE	NE	NE		NE		Algorithm converged.	NE	NE
Infections and infestations	Device related infection	4-5		112	22.6	1	0.9	125	25.1	0	0.0		*	Quasi-complete separation of data points detected.				*	WARNING: The relative Hessian convergence criterion of 18.712482 is greater than the limit of 0.0001. The convergence is questionable.			NE		Algorithm converged.	NE	NE	NE		NE		Algorithm converged.	NE	NE
Infections and infestations	Device related sepsis	1-2		187	37.8	0	0.0	187	37.6	0	0.0	NE			NE	NE	NE		NE	NE	NE	NE		NE	NE	NE	NE	NE	NE		NE	NE	NE
Infections and infestations	Device related sepsis	3		196	39.6	0	0.0	186	37.3	0	0.0	NE			NE	NE	NE		NE	NE	NE	NE		NE	NE	NE	NE		NE		NE	NE	NE
Infections and infestations	Device related sepsis	4-5		112	22.6	1	0.9	125	25.1	0	0.0		*	Quasi-complete separation of data points detected.				*	WARNING: The relative Hessian convergence criterion of 18.712481867 is greater than the limit of 0.0001. The convergence is questionable.			NE		Algorithm converged.	NE	NE	NE		NE		Algorithm converged.	NE	NE
Infections and infestations	Diarrhoea infectious	1-2		187	37.8	0	0.0	187	37.6	0	0.0	NE			NE	NE	NE		NE	NE	NE	NE		NE	NE	NE	NE	NE	NE		NE	NE	NE
Infections and infestations	Diarrhoea infectious	3		196	39.6	0	0.0	186	37.3	0	0.0	NE			NE	NE	NE		NE	NE	NE	NE		NE	NE	NE	NE		NE		NE	NE	NE
Infections and infestations	Diarrhoea infectious	4-5		112	22.6	0	0.0	125	25.1	1	0.8		*	Quasi-complete separation of data points detected.				*	WARNING: The relative Hessian convergence criterion of 16.316112867 is greater than the limit of 0.0001. The convergence is questionable.			0.00		Algorithm converged.	0.00	NE	0.9999		>999.99		Algorithm converged.	0.00	NE
Infections and infestations	Enterobacter infection	1-2		187	37.8	0	0.0	187	37.6	0	0.0	NE			NE	NE	NE		NE	NE	NE	NE		NE	NE	NE	NE	NE	NE		NE	NE	NE
Infections and infestations	Enterobacter infection	3		196	39.6	0	0.0	186	37.3	1	0.5		*	Quasi-complete separation of data points detected.				*	ERROR: Error in computing the link function, its derivatives, or the variance function.			0.00		Algorithm converged.	0.00	NE	1.0000		>999.99		Algorithm converged.	0.00	NE
Infections and infestations	Enterobacter infection	4-5		112	22.6	0	0.0	125	25.1	0	0.0	NE			NE	NE	NE		NE	NE	NE	NE		NE	NE	NE	NE		NE		NE	NE	NE
Infections and infestations	Enterocolitis infectious	1-2		187	37.8	0	0.0	187	37.6	0	0.0	NE			NE	NE	NE		NE	NE	NE	NE		NE	NE	NE	NE	NE	NE		NE	NE	NE
Infections and infestations	Enterocolitis infectious	3		196	39.6	0	0.0	186	37.3	0	0.0	NE			NE	NE	NE		NE	NE	NE	NE		NE	NE	NE	NE		NE		NE	NE	NE
Infections and infestations	Enterocolitis infectious	4-5		112	22.6	1	0.9	125	25.1	0	0.0		*	Quasi-complete separation of data points detected.				*	WARNING: The relative Hessian convergence criterion of 18.712481867 is greater than the limit of 0.0001. The convergence is questionable.			NE		Algorithm converged.	NE	NE	NE		NE		Algorithm converged.	NE	NE
Infections and infestations	Erysipelas	1-2		187	37.8	0	0.0	187	37.6	0	0.0	NE			NE	NE	NE		NE	NE	NE	NE		NE	NE	NE	NE	NE	NE		NE	NE	NE
Infections and infestations	Erysipelas	3		196	39.6	1	0.5	186	37.3	0	0.0		*	Quasi-complete separation of data points detected.				*	ERROR: The mean parameter is either invalid or at a limit of its range for some observations.			NE		Algorithm converged.	NE	NE	NE		NE		Algorithm converged.	NE	NE
Infections and infestations	Erysipelas	4-5		112	22.6	0	0.0	125	25.1	0	0.0	NE			NE	NE	NE		NE	NE	NE	NE		NE	NE	NE	NE		NE		NE	NE	NE
Infections and infestations	Escherichia bacteraemia	1-2		187	37.8	0	0.0	187	37.6	0	0.0	NE			NE	NE	NE		NE	NE	NE	NE		NE	NE	NE	NE	NE	NE		NE	NE	NE
Infections and infestations	Escherichia bacteraemia	3		196	39.6	1	0.5	186	37.3	0	0.0		*	Quasi-complete separation of data points detected.				*	ERROR: The mean parameter is either invalid or at a limit of its range for some observations.			NE		Algorithm converged.	NE	NE	NE		NE		Algorithm converged.	NE	NE
Infections and infestations	Escherichia bacteraemia	4-5		112	22.6	0	0.0	125	25.1	1	0.8		*	Quasi-complete separation of data points detected.				*	WARNING: The relative Hessian convergence criterion of 16.31611281 is greater than the limit of 0.0001. The convergence is questionable.			0.00		Algorithm converged.	0.00	NE	0.9999		>999.99		Algorithm converged.	0.00	NE
Infections and infestations	Escherichia infection	1-2		187	37.8	0	0.0	187	37.6	0	0.0	NE			NE	NE	NE		NE	NE	NE	NE		NE	NE	NE	NE	NE	NE		NE	NE	NE
Infections and infestations	Escherichia infection	3		196	39.6	1	0.5	186	37.3	0	0.0		*	Quasi-complete separation of data points detected.				*	ERROR: The mean parameter is either invalid or at a limit of its range for some observations.			NE		Algorithm converged.	NE	NE	NE		NE		Algorithm converged.	NE	NE
Infections and infestations	Escherichia infection	4-5		112	22.6	0	0.0	125	25.1	0	0.0	NE			NE	NE	NE		NE	NE	NE	NE		NE	NE	NE	NE		NE		NE	NE	NE
Infections and infestations	Escherichia sepsis	1-2		187	37.8	0	0.0	187	37.6	0	0.0	NE			NE	NE	NE		NE	NE	NE	NE		NE	NE	NE	NE	NE	NE		NE	NE	NE
Infections and infestations	Escherichia sepsis	3		196	39.6	0	0.0	186	37.3	0	0.0	NE			NE	NE	NE		NE	NE	NE	NE		NE	NE	NE	NE		NE		NE	NE	NE
Infections and infestations	Escherichia sepsis	4-5		112	22.6	0	0.0	125	25.1	2	1.6		*	Quasi-complete separation of data points detected.				*	WARNING: The relative Hessian convergence criterion of 10.206215767 is greater than the limit of 0.0001. The convergence is questionable.			0.00		Algorithm converged.	0.00	NE	0.9999		>999.99		Algorithm converged.	0.00	NE
Infections and infestations	Fungal infection	1-2		187	37.8	0	0.0	187	37.6	0	0.0	NE			NE	NE	NE		NE	NE	NE	NE		NE	NE	NE	NE	NE	NE		NE	NE	NE

Infections and infestations	Fungal infection	3	196	39.6	0	0.0	186	37.3	1	0.5		*	Quasi-complete separation of data points detected.				*	ERROR: Error in computing the link function, its derivatives, or the variance function.			0.00		Algorithm converged.	0.00	NE	1.0000		>999.99		Algorithm converged.	0.00	NE
Infections and infestations	Fungal infection	4-5	112	22.6	0	0.0	125	25.1	0	0.0	NE			NE	NE	NE		NE	NE	NE	NE		NE	NE	NE	NE		NE		NE	NE	NE
Infections and infestations	Gastroenteritis viral	1-2	187	37.8	1	0.5	187	37.6	0	0.0		*	Quasi-complete separation of data points detected.				*	ERROR: The mean parameter is either invalid or at a limit of its range for some observations.			NE		Algorithm converged.	NE	NE	NE	NE	NE		Algorithm converged.	NE	NE
Infections and infestations	Gastroenteritis viral	3	196	39.6	0	0.0	186	37.3	0	0.0	NE			NE	NE	NE		NE	NE	NE	NE		NE	NE	NE	NE		NE		NE	NE	NE
Infections and infestations	Gastroenteritis viral	4-5	112	22.6	0	0.0	125	25.1	0	0.0	NE			NE	NE	NE		NE	NE	NE	NE		NE	NE	NE	NE		NE		NE	NE	NE
Infections and infestations	Herpes simplex	1-2	187	37.8	0	0.0	187	37.6	1	0.5		*	Quasi-complete separation of data points detected.				*	ERROR: Error in computing the link function, its derivatives, or the variance function.			0.00		Algorithm converged.	0.00	NE	0.9999	NE	>999.99		Algorithm converged.	0.00	NE
Infections and infestations	Herpes simplex	3	196	39.6	0	0.0	186	37.3	0	0.0	NE			NE	NE	NE		NE	NE	NE	NE		NE	NE	NE	NE		NE		NE	NE	NE
Infections and infestations	Herpes simplex	4-5	112	22.6	0	0.0	125	25.1	0	0.0	NE			NE	NE	NE		NE	NE	NE	NE		NE	NE	NE	NE		NE		NE	NE	NE
Infections and infestations	Herpes zoster	1-2	187	37.8	0	0.0	187	37.6	0	0.0	NE			NE	NE	NE		NE	NE	NE	NE		NE	NE	NE	NE	NE	NE		NE	NE	NE
Infections and infestations	Herpes zoster	3	196	39.6	0	0.0	186	37.3	1	0.5		*	Quasi-complete separation of data points detected.				*	ERROR: Error in computing the link function, its derivatives, or the variance function.			0.00		Algorithm converged.	0.00	NE	1.0000		>999.99		Algorithm converged.	0.00	NE
Infections and infestations	Herpes zoster	4-5	112	22.6	0	0.0	125	25.1	0	0.0	NE			NE	NE	NE		NE	NE	NE	NE		NE	NE	NE	NE		NE		NE	NE	NE
Infections and infestations	Infection	1-2	187	37.8	2	1.1	187	37.6	0	0.0		*	Quasi-complete separation of data points detected.				*	WARNING: Negative of Hessian not positive definite.			NE		Algorithm converged.	NE	NE	NE	NE	NE		Algorithm converged.	NE	NE
Infections and infestations	Infection	3	196	39.6	2	1.0	186	37.3	1	0.5	1.91		Convergence criterion (GCONV=1E-8) satisfied.	0.17	21.21	0.005		Algorithm converged.	-0.013	0.022	1.90		Algorithm converged.	0.17	20.76	0.5996		0.53		Algorithm converged.	0.05	5.76
Infections and infestations	Infection	4-5	112	22.6	0	0.0	125	25.1	0	0.0	NE			NE	NE	NE		NE	NE	NE	NE		NE	NE	NE	NE		NE		NE	NE	NE
Infections and infestations	Influenza	1-2	187	37.8	0	0.0	187	37.6	0	0.0	NE			NE	NE	NE		NE	NE	NE	NE		NE	NE	NE	NE	NE	NE		NE	NE	NE
Infections and infestations	Influenza	3	196	39.6	0	0.0	186	37.3	0	0.0	NE			NE	NE	NE		NE	NE	NE	NE		NE	NE	NE	NE		NE		NE	NE	NE
Infections and infestations	Influenza	4-5	112	22.6	2	1.8	125	25.1	0	0.0		*	Quasi-complete separation of data points detected.				*	ERROR: The mean parameter is either invalid or at a limit of its range for some observations.			NE		Algorithm converged.	NE	NE	NE		NE		Algorithm converged.	NE	NE
Infections and infestations	Intervertebral discitis	1-2	187	37.8	0	0.0	187	37.6	0	0.0	NE			NE	NE	NE		NE	NE	NE	NE		NE	NE	NE	NE	NE	NE		NE	NE	NE
Infections and infestations	Intervertebral discitis	3	196	39.6	0	0.0	186	37.3	0	0.0	NE			NE	NE	NE		NE	NE	NE	NE		NE	NE	NE	NE		NE		NE	NE	NE
Infections and infestations	Intervertebral discitis	4-5	112	22.6	0	0.0	125	25.1	1	0.8		*	Quasi-complete separation of data points detected.				*	WARNING: The relative Hessian convergence criterion of 16.316112867 is greater than the limit of 0.0001. The convergence is questionable.			0.00		Algorithm converged.	0.00	NE	0.9999		>999.99		Algorithm converged.	0.00	NE
Infections and infestations	Klebsiella sepsis	1-2	187	37.8	0	0.0	187	37.6	1	0.5		*	Quasi-complete separation of data points detected.				*	ERROR: Error in computing the link function, its derivatives, or the variance function.			0.00		Algorithm converged.	0.00	NE	0.9999	NE	>999.99		Algorithm converged.	0.00	NE
Infections and infestations	Klebsiella sepsis	3	196	39.6	0	0.0	186	37.3	0	0.0	NE			NE	NE	NE		NE	NE	NE	NE		NE	NE	NE	NE		NE		NE	NE	NE
Infections and infestations	Klebsiella sepsis	4-5	112	22.6	0	0.0	125	25.1	0	0.0	NE			NE	NE	NE		NE	NE	NE	NE		NE	NE	NE	NE		NE		NE	NE	NE
Infections and infestations	Mediastinitis	1-2	187	37.8	1	0.5	187	37.6	0	0.0		*	Quasi-complete separation of data points detected.				*	ERROR: The mean parameter is either invalid or at a limit of its range for some observations.			NE		Algorithm converged.	NE	NE	NE	NE	NE		Algorithm converged.	NE	NE
Infections and infestations	Mediastinitis	3	196	39.6	0	0.0	186	37.3	0	0.0	NE			NE	NE	NE		NE	NE	NE	NE		NE	NE	NE	NE		NE		NE	NE	NE
Infections and infestations	Mediastinitis	4-5	112	22.6	0	0.0	125	25.1	0	0.0	NE			NE	NE	NE		NE	NE	NE	NE		NE	NE	NE	NE		NE		NE	NE	NE
Infections and infestations	Neutropenic sepsis	1-2	187	37.8	1	0.5	187	37.6	0	0.0		*	Quasi-complete separation of data points detected.				*	WARNING: Negative of Hessian not positive definite.			NE		Algorithm converged.	NE	NE	NE	0.1612	NE		Algorithm converged.	NE	NE
Infections and infestations	Neutropenic sepsis	3	196	39.6	1	0.5	186	37.3	0	0.0		*	Quasi-complete separation of data points detected.				*	ERROR: The mean parameter is either invalid or at a limit of its range for some observations.			NE		Algorithm converged.	NE	NE	NE		NE		Algorithm converged.	NE	NE
Infections and infestations	Neutropenic sepsis	4-5	112	22.6	0	0.0	125	25.1	1	0.8		*	Quasi-complete separation of data points detected.				*	WARNING: The relative Hessian convergence criterion of 16.316112867 is greater than the limit of 0.0001. The convergence is questionable.			0.00		Algorithm converged.	0.00	NE	0.9999		>999.99		Algorithm converged.	0.00	NE
Infections and infestations	Peritonitis	1-2	187	37.8	0	0.0	187	37.6	0	0.0	NE			NE	NE	NE		NE	NE	NE	NE		NE	NE	NE	NE	NE	NE		NE	NE	NE
Infections and infestations	Peritonitis	3	196	39.6	0	0.0	186	37.3	0	0.0	NE			NE	NE	NE		NE	NE	NE	NE		NE	NE	NE	NE		NE		NE	NE	NE
Infections and infestations	Peritonitis	4-5	112	22.6	0	0.0	125	25.1	1	0.8		*	Quasi-complete separation of data points detected.				*	WARNING: The relative Hessian convergence criterion of 16.316112867 is greater than the limit of 0.0001. The convergence is questionable.			0.00		Algorithm converged.	0.00	NE	0.9999		>999.99		Algorithm converged.	0.00	NE
Infections and infestations	Pneumocystis jirovecii pneumonia	1-2	187	37.8	0	0.0	187	37.6	0	0.0	NE			NE	NE	NE		NE	NE	NE	NE		NE	NE	NE	NE	0.5593	NE		NE	NE	NE
Infections and infestations	Pneumocystis jirovecii pneumonia	3	196	39.6	1	0.5	186	37.3	1	0.5	0.95		Convergence criterion (GCONV=1E-8) satisfied.	0.06	15.28	0.000		Algorithm converged.	-0.015	0.014	0.95		Algorithm converged.	0.06	15.06	0.9704		1.05		Algorithm converged.	0.07	16.72
Infections and infestations	Pneumocystis jirovecii pneumonia	4-5	112	22.6	1	0.9	125	25.1	0	0.0		*	Quasi-complete separation of data points detected.				*	WARNING: The relative Hessian convergence criterion of 18.712481934 is greater than the limit of 0.0001. The convergence is questionable.			NE		Algorithm converged.	NE	NE	NE		NE		Algorithm converged.	NE	NE
Infections and infestations	Pneumonia	1-2	187	37.8	4	2.1	187	37.6	5	2.7	0.80		Convergence criterion (GCONV=1E-8) satisfied.	0.21	3.01	-0.005		Algorithm converged.	-0.036	0.026	0.80		Algorithm converged.	0.22	2.93	0.7364	0.4665	1.25		Algorithm converged.	0.34	4.58
Infections and infestations	Pneumonia	3	196	39.6	13	6.6	186	37.3	11	5.9	1.13		Convergence criterion (GCONV=1E-8) satisfied.	0.49	2.59	0.007		Algorithm converged.	-0.041	0.056	1.12		Algorithm converged.	0.52	2.44	0.7725		0.89		Algorithm converged.	0.41	1.94
Infections and infestations	Pneumonia	4-5	112	22.6	8	7.1	125	25.1	4	3.2	2.33		Convergence criterion (GCONV=1E-8) satisfied.	0.68	7.95	0.039		Algorithm converged.	-0.017	0.096	2.23		Algorithm converged.	0.69	7.21	0.1796		0.45		Algorithm converged.	0.14	1.45
Infections and infestations	Pneumonia bacterial	1-2	187	37.8	1	0.5	187	37.6	0	0.0		*	Quasi-complete separation of data points detected.				*	WARNING: Negative of Hessian not positive definite.			NE		Algorithm converged.	NE	NE	NE	NE	NE		Algorithm converged.	NE	NE
Infections and infestations	Pneumonia bacterial	3	196	39.6	0	0.0	186	37.3	0	0.0	NE			NE	NE	NE		NE	NE	NE	NE		NE	NE	NE	NE		NE		NE	NE	NE
Infections and infestations	Pneumonia bacterial	4-5	112	22.6	0	0.0	125	25.1	0	0.0	NE			NE	NE	NE		NE	NE	NE	NE		NE	NE	NE	NE		NE		NE	NE	NE
Infections and infestations	Pneumonia pneumococcal	1-2	187	37.8	0	0.0	187	37.6	0	0.0	NE			NE	NE	NE		NE	NE	NE	NE		NE	NE	NE	NE	NE	NE		NE	NE	NE
Infections and infestations	Pneumonia pneumococcal	3	196	39.6	1	0.5	186	37.3	0	0.0		*	Quasi-complete separation of data points detected.				*	ERROR: The mean parameter is either invalid or at a limit of its range for some observations.			NE		Algorithm converged.	NE	NE	NE		NE		Algorithm converged.	NE	NE
Infections and infestations	Pneumonia pneumococcal	4-5	112	22.6	0	0.0	125	25.1	0	0.0	NE			NE	NE	NE		NE	NE	NE	NE		NE	NE	NE	NE		NE		NE	NE	NE
Infections and infestations	Prostate infection	1-2	187	37.8	0	0.0	187	37.6	1	0.5		*	Quasi-complete separation of data points detected.				*	ERROR: Error in computing the link function, its derivatives, or the variance function.			0.00		Algorithm converged.	0.00	NE	0.9999	NE	>999.99		Algorithm converged.	0.00	NE
Infections and infestations	Prostate infection	3	196	39.6	0	0.0	186	37.3	0	0.0	NE			NE	NE	NE		NE	NE	NE	NE		NE	NE	NE	NE		NE		NE	NE	NE
Infections and infestations	Prostate infection	4-5	112	22.6	0	0.0	125	25.1	0	0.0	NE			NE	NE	NE		NE	NE	NE	NE		NE	NE	NE	NE		NE		NE	NE	NE
Infections and infestations	Respiratory tract infection	1-2	187	37.8	0	0.0	187	37.6	0	0.0	NE			NE	NE	NE		NE	NE	NE	NE		NE	NE	NE	NE	NE	NE		NE	NE	NE
Infections and infestations	Respiratory tract infection	3	196	39.6	1	0.5	186	37.3	0	0.0		*	Quasi-complete separation of data points detected.				*	ERROR: The mean parameter is either invalid or at a limit of its range for some observations.			NE		Algorithm converged.	NE	NE	NE		NE		Algorithm converged.	NE	NE
Infections and infestations	Respiratory tract infection	4-5	112	22.6	0	0.0	125	25.1	0	0.0	NE			NE	NE	NE		NE	NE	NE	NE		NE	NE	NE	NE		NE		NE	NE	NE
Infections and infestations	Rhinovirus infection	1-2	187	37.8	1	0.5	187	37.6	0	0.0		*	Quasi-complete separation of data points detected.				*	WARNING: Negative of Hessian not positive definite.			NE		Algorithm converged.	NE	NE	NE	NE	NE		Algorithm converged.	NE	NE
Infections and infestations	Rhinovirus infection	3	196	39.6	0	0.0	186	37.3	0	0.0	NE			NE	NE	NE		NE	NE	NE	NE		NE	NE	NE	NE		NE		NE	NE	NE
Infections and infestations	Rhinovirus infection	4-5	112	22.6	0	0.0	125	25.1	0	0.0	NE			NE	NE	NE		NE	NE	NE	NE		NE	NE	NE	NE		NE		NE	NE	NE
Infections and infestations	Scrotal infection	1-2	187	37.8	0	0.0	187	37.6	0	0.0	NE			NE	NE	NE		NE	NE	NE	NE		NE	NE	NE	NE	NE	NE		NE	NE	NE
Infections and infestations	Scrotal infection	3	196	39.6	0	0.0	186	37.3	1	0.5		*	Quasi-complete separation of data points detected.				*	ERROR: Error in computing the link function, its derivatives, or the variance function.			0.00		Algorithm converged.	0.00	NE	1.0000		>999.99		Algorithm converged.	0.00	NE
Infections and infestations	Scrotal infection	4-5	112	22.6	0	0.0	125	25.1	0	0.0	NE			NE	NE	NE		NE	NE	NE	NE		NE	NE	NE	NE		NE		NE	NE	NE
Infections and infestations	Sepsis	1-2	187	37.8	1	0.5	187	37.6	0	0.0		*	Quasi-complete separation of data points detected.				*	ERROR: The mean parameter is either invalid or at a limit of its range for some observations.			NE		Algorithm converged.	NE	NE	NE	0.2749	NE		Algorithm converged.	NE	NE
Infections and infestations	Sepsis	3	196	39.6	2	1.0	186	37.3	5	2.7	0.37		Convergence criterion (GCONV=1E-8) satisfied.	0.07	1.95	-0.017		Algorithm converged.	-0.044	0.010	0.38		Algorithm converged.	0.07	1.93	0.2434		2.63		Algorithm converged.	0.52	13.41
Infections and infestations	Sepsis	4-5	112	22.6	2	1.8	125	25.1	2	1.6	1.12		Convergence criterion (GCONV=1E-8) satisfied.	0.15	8.07	0.002		Algorithm converged.	-0.031	0.035	1.12		Algorithm converged.	0.16	7.79	0.9118		0.90		Algorithm converged.	0.13	6.26
Infections and infestations	Septic shock	1-2	187	37.8	0	0.0	187	37.6	0	0.0	NE			NE	NE	NE		NE	NE	NE	NE		NE	NE	NE	NE	NE	NE		NE	NE	NE
Infections and infestations	Septic shock	3	196	39.6	0	0.0	186	37.3	2	1.1		*	Quasi-complete separation of data points detected.				*	ERROR: Error in computing the link function, its derivatives, or the variance function.			0.00		Algorithm converged.	0.00	NE	0.9999		>999.99		Algorithm converged.	0.00	NE
Infections and infestations	Septic shock	4-5	112	22.6	0	0.0	125	25.1	2	1.6		*	Quasi-complete separation of data points detected.				*	WARNING: The relative Hessian convergence criterion of 10.206215758 is greater than the limit of 0.0001. The convergence is questionable.			0.00		Algorithm converged.	0.00	NE	0.9999		>999.99		Algorithm converged.	0.00	NE
Infections and infestations	Skin infection	1-2	187	37.8	0	0.0	187	37.6	0	0.0	NE			NE	NE	NE		NE	NE	NE	NE		NE	NE	NE	NE	NE	NE		NE	NE	NE
Infections and infestations	Skin infection	3	196	39.6	1	0.5	186	37.3	0	0.0		*	Quasi-complete separation of data points detected.				*	ERROR: The mean parameter is either invalid or at a limit of its range for some observations.			NE		Algorithm converged.	NE	NE	NE		NE		Algorithm converged.	NE	NE
Infections and infestations	Skin infection	4-5	112	22.6	0	0.0	125	25.1	1	0.8		*	Quasi-complete separation of data points detected.				*	WARNING: The relative Hessian convergence criterion of 16.316112867 is greater than the limit of 0.0001. The convergence is questionable.			0.00		Algorithm converged.	0.00	NE	0.9999		>999.99		Algorithm converged.	0.00	NE
Infections and infestations	Staphylococcal infection	1-2	187	37.8	1	0.5	187	37.6	0	0.0		*	Quasi-complete separation of data points detected.				*	WARNING: Negative of Hessian not positive definite.			NE		Algorithm converged.	NE	NE	NE	NE	NE		Algorithm converged.	NE	NE
Infections and infestations	Staphylococcal infection	3	196	39.6	0	0.0	186	37.3	0	0.0	NE			NE	NE	NE		NE	NE	NE	NE		NE	NE	NE	NE		NE		NE	NE	NE
Infections and infestations	Staphylococcal infection	4-5	112	22.6	0	0.0	125	25.1	0	0.0	NE			NE	NE	NE		NE	NE	NE	NE		NE	NE	NE	NE		NE		NE	NE	NE
Infections and infestations	Staphylococcal sepsis	1-2	187	37.8	0	0.0	187	37.6	0	0.0	NE			NE	NE	NE		NE	NE	NE	NE		NE	NE	NE	NE	NE	NE		NE	NE	NE
Infections and infestations	Staphylococcal sepsis	3	196	39.6	1	0.5	186	37.3	0	0.0		*	Quasi-complete separation of data points detected.				*	ERROR: The mean parameter is either invalid or at a limit of its range for some observations.			NE		Algorithm converged.	NE	NE	NE		NE		Algorithm converged.	NE	NE
Infections and infestations	Staphylococcal sepsis	4-5	112	22.6	0	0.0	125	25.1	0	0.0	NE			NE	NE	NE		NE	NE	NE	NE		NE	NE	NE	NE		NE		NE	NE	NE
Infections and infestations	Suspected COVID-19	1-2	187	37.8	1	0.5	187	37.6	0	0.0		*	Quasi-complete separation of data points detected.				*	ERROR: The mean parameter is either invalid or at a limit of its range for some observations.			NE		Algorithm converged.	NE	NE	NE	NE	NE		Algorithm converged.	NE	NE
Infections and infestations	Suspected COVID-19	3	196	39.6	0	0.0	186	37.3	0	0.0	NE			NE	NE	NE		NE	NE	NE	NE		NE	NE	NE	NE		NE		NE	NE	NE
Infections and infestations	Suspected COVID-19	4-5	112	22.6	0	0.0	125	25.1	0	0.0	NE			NE	NE	NE		NE	NE	NE	NE		NE	NE	NE	NE		NE		NE	NE	NE
Infections and infestations	Systemic candida	1-2	187	37.8	0	0.0	187	37.6	1	0.5		*	Quasi-complete separation of data points detected.				*	ERROR: Error in computing the link function, its derivatives, or the variance function.			0.00		Algorithm converged.	0.00	NE	0.9999	NE	>999.99		Algorithm converged.	0.00	NE
Infections and infestations	Systemic candida	3	196	39.6	0	0.0	186	37.3	0	0.0	NE			NE	NE	NE		NE	NE	NE	NE		NE	NE	NE	NE		NE		NE	NE	NE
Infections and infestations	Systemic candida	4-5	112	22.6	0	0.0	125	25.1	0	0.0	NE			NE	NE	NE		NE	NE	NE	NE		NE	NE	NE	NE		NE		NE	NE	NE
Infections and infestations	Tracheitis	1-2	187	37.8	0	0.0	187	37.6	1	0.5		*	Quasi-complete separation of data points detected.				*	ERROR: Error in computing the link function, its derivatives, or the variance function.			0.00		Algorithm converged.	0.00	NE	0.9999	NE	>999.99		Algorithm converged.	0.00	NE
Infections and infestations	Tracheitis	3	196	39.6	0	0.0	186	37.3	0	0.0	NE			NE	NE	NE		NE	NE	NE	NE		NE	NE	NE	NE		NE		NE	NE	NE
Infections and infestations	Tracheitis	4-5	112	22.6	0	0.0	125	25.1	0	0.0	NE			NE	NE	NE		NE	NE	NE	NE		NE	NE	NE	NE		NE		NE	NE	NE
Infections and infestations	Tracheobronchitis	1-2	187	37.8	0	0.0	187	37.6	0	0.0	NE			NE	NE	NE		NE	NE	NE	NE		NE	NE	NE	NE	NE	NE		NE	NE	NE
Infections and infestations	Tracheobronchitis	3	196	39.6	1	0.5	186	37.3	0	0.0		*	Quasi-complete separation of data points detected.				*	ERROR: The mean parameter is either invalid or at a limit of its range for some observations.			NE		Algorithm converged.	NE	NE	NE		NE		Algorithm converged.	NE	NE
Infections and infestations	Tracheobronchitis	4-5	112	22.6	0	0.0	125	25.1	0	0.0	NE			NE	NE	NE		NE	NE	NE	NE		NE	NE	NE	NE		NE		NE	NE	NE
Infections and infestations	Tuberculosis	1-2	187	37.8	0	0.0	187	37.6	0	0.0	NE			NE	NE	NE		NE	NE	NE	NE		NE	NE	NE	NE	NE	NE		NE	NE	NE
Infections and infestations	Tuberculosis	3	196	39.6	0	0.0	186	37.3	1	0.5		*	Quasi-complete separation of data points detected.				*	ERROR: Error in computing the link function, its derivatives, or the variance function.			0.00		Algorithm converged.	0.00	NE	1.0000		>999.99		Algorithm converged.	0.00	NE
Infections and infestations	Tuberculosis	4-5	112	22.6	0	0.0	125	25.1	0	0.0	NE			NE	NE	NE		NE	NE	NE	NE		NE	NE	NE	NE		NE		NE	NE	NE
Infections and infestations	Upper respiratory tract infection	1-2	187	37.8	0	0.0	187	37.6	1	0.5		*	Quasi-complete separation of data points detected.				*	ERROR: Error in computing the link function, its derivatives, or the variance function.			0.00		Algorithm converged.	0.00	NE	0.9999	NE	>999.99		Algorithm converged.	0.00	NE
Infections and infestations	Upper respiratory tract infection	3	196	39.6	3	1.5	186	37.3	1	0.5	2.88		Convergence criterion (GCONV=1E-8) satisfied.	0.30	27.89	0.010		Algorithm converged.	-0.010	0.030	2.85		Algorithm converged.	0.30	27.13	0.3630		0.35		Algorithm converged.	0.04	3.35
Infections and infestations	Upper respiratory tract infection	4-5	112	22.6	0	0.0	125	25.1	0	0.0	NE			NE	NE	NE		NE	NE	NE	NE		NE	NE	NE	NE		NE		NE	NE	NE
Infections and infestations	Urinary tract infection	1-2	187	37.8	2	1.1	187	37.6	1	0.5	2.01		Convergence criterion (GCONV=1E-8) satisfied.	0.18	22.37	0.005		Algorithm converged.	-0.013	0.023	2.00		Algorithm converged.	0.18	21.87	0.5700	0.9941	0.50		Algorithm converged.	0.05	5.47
Infections and infestations	Urinary tract infection	3	196	39.6	4	2.0	186	37.3	2	1.1	1.92		Convergence criterion (GCONV=1E-8) satisfied.	0.35	10.59	0.010		Algorithm converged.	-0.015	0.034	1.90		Algorithm converged.	0.35	10.24	0.4562		0.53		Algorithm converged.	0.10	2.84
Infections and infestations	Urinary tract infection	4-5	112	22.6	2	1.8	125	25.1	1	0.8	2.25		Convergence criterion (GCONV=1E-8) satisfied.	0.20	25.21	0.010		Algorithm converged.	-0.019	0.039	2.23		Algorithm converged.	0.21	24.28	0.5097		0.45		Algorithm converged.	0.04	4.87
Infections and infestations	Urinary tract infection bacterial	1-2	187	37.8	0	0.0	187	37.6	0	0.0	NE			NE	NE	NE		NE	NE	NE	NE		NE	NE	NE	NE	NE	NE		NE	NE	NE
Infections and infestations	Urinary tract infection bacterial	3	196	39.6	1	0.5	186	37.3	0	0.0		*	Quasi-complete separation of data points detected.				*	ERROR: The mean parameter is either invalid or at a limit of its range for some observations.			NE		Algorithm converged.	NE	NE	NE		NE		Algorithm converged.	NE	NE
Infections and infestations	Urinary tract infection bacterial	4-5	112	22.6	0	0.0	125	25.1	0	0.0	NE			NE	NE	NE		NE	NE	NE	NE		NE	NE	NE	NE		NE		NE	NE	NE
Infections and infestations	Viral infection	1-2	187	37.8	1	0.5	187	37.6	0	0.0		*	Quasi-complete separation of data points detected.				*	WARNING: Negative of Hessian not positive definite.			NE		Algorithm converged.	NE	NE	NE	NE	NE		Algorithm converged.	NE	NE
Infections and infestations	Viral infection	3	196	39.6	0	0.0	186	37.3	0	0.0	NE			NE	NE	NE		NE	NE	NE	NE		NE	NE	NE	NE		NE		NE	NE	NE
Infections and infestations	Viral infection	4-5	112	22.6	0	0.0	125	25.1	0	0.0	NE			NE	NE	NE		NE	NE	NE	NE		NE	NE	NE	NE		NE		NE	NE	NE
Infections and infestations	Wound infection bacterial	1-2	187	37.8	0	0.0	187	37.6	0	0.0	NE			NE	NE	NE		NE	NE	NE	NE		NE	NE	NE	NE	NE	NE		NE	NE	NE
Infections and infestations	Wound infection bacterial	3	196	39.6	0	0.0	186	37.3	0	0.0	NE			NE	NE	NE		NE	NE	NE	NE		NE	NE	NE	NE		NE		NE	NE	NE
Infections and infestations	Wound infection bacterial	4-5	112	22.6	0	0.0	125	25.1	1	0.8		*	Quasi-complete separation of data points detected.				*	WARNING: The relative Hessian convergence criterion of 16.31611281 is greater than the limit of 0.0001. The convergence is questionable.			0.00		Algorithm converged.	0.00	NE	0.9999		>999.99		Algorithm converged.	0.00	NE
Injury, poisoning and procedural complications		1-2	187	37.8	2	1.1	187	37.6	1	0.5	2.01		Convergence criterion (GCONV=1E-8) satisfied.	0.18	22.37	0.005		Algorithm converged.	-0.013	0.023	2.00		Algorithm converged.	0.18	21.87	0.5700	0.1527	0.50		Algorithm converged.	0.05	5.47
Injury, poisoning and procedural complications		3	196	39.6	1	0.5	186	37.3	3	1.6	0.31		Convergence criterion (GCONV=1E-8) satisfied.	0.03	3.03	-0.011		Algorithm converged.	-0.032	0.010	0.32		Algorithm converged.	0.03	3.01	0.3170		3.16		Algorithm converged.	0.33	30.12
Injury, poisoning and procedural complications		4-5	112	22.6	0	0.0	125	25.1	3	2.4		*	Quasi-complete separation of data points detected.				*	WARNING: The relative Hessian convergence criterion of 7.6329170928 is greater than the limit of 0.0001. The convergence is questionable.			0.00		Algorithm converged.	0.00	NE	0.9999		>999.99		Algorithm converged.	0.00	NE

Injury, poisoning and procedural complications	Concussion	1-2	187	37.8	0	0.0	187	37.6	0	0.0	NE			NE	NE	NE		NE	NE	NE	NE		NE	NE	NE	NE		NE		NE	NE	NE
Injury, poisoning and procedural complications	Concussion	3	196	39.6	0	0.0	186	37.3	1	0.5		*	Quasi-complete separation of data points detected.				*	ERROR: Error in computing the link function, its derivatives, or the variance function.			0.00		Algorithm converged.	0.00	NE	1.0000		>999.99		Algorithm converged.	0.00	NE
Injury, poisoning and procedural complications	Concussion	4-5	112	22.6	0	0.0	125	25.1	0	0.0	NE			NE	NE	NE		NE	NE	NE	NE		NE	NE	NE	NE		NE		NE	NE	NE
Injury, poisoning and procedural complications	Fall	1-2	187	37.8	0	0.0	187	37.6	0	0.0	NE			NE	NE	NE		NE	NE	NE	NE		NE	NE	NE	NE	NE	NE		NE	NE	NE
Injury, poisoning and procedural complications	Fall	3	196	39.6	0	0.0	186	37.3	1	0.5		*	Quasi-complete separation of data points detected.				*	ERROR: Error in computing the link function, its derivatives, or the variance function.			0.00		Algorithm converged.	0.00	NE	1.0000		>999.99		Algorithm converged.	0.00	NE
Injury, poisoning and procedural complications	Fall	4-5	112	22.6	0	0.0	125	25.1	0	0.0	NE			NE	NE	NE		NE	NE	NE	NE		NE	NE	NE	NE		NE		NE	NE	NE
Injury, poisoning and procedural complications	Hip fracture	1-2	187	37.8	0	0.0	187	37.6	0	0.0	NE			NE	NE	NE		NE	NE	NE	NE		NE	NE	NE	NE	NE	NE		NE	NE	NE
Injury, poisoning and procedural complications	Hip fracture	3	196	39.6	0	0.0	186	37.3	1	0.5		*	Quasi-complete separation of data points detected.				*	ERROR: Error in computing the link function, its derivatives, or the variance function.			0.00		Algorithm converged.	0.00	NE	1.0000		>999.99		Algorithm converged.	0.00	NE
Injury, poisoning and procedural complications	Hip fracture	4-5	112	22.6	0	0.0	125	25.1	1	0.8		*	Quasi-complete separation of data points detected.				*	WARNING: The relative Hessian convergence criterion of 16.316112867 is greater than the limit of 0.0001. The convergence is questionable.			0.00		Algorithm converged.	0.00	NE	0.9999		>999.99		Algorithm converged.	0.00	NE
Injury, poisoning and procedural complications	Infusion related reaction	1-2	187	37.8	0	0.0	187	37.6	1	0.5		*	Quasi-complete separation of data points detected.				*	ERROR: Error in computing the link function, its derivatives, or the variance function.			0.00		Algorithm converged.	0.00	NE	0.9999	NE	>999.99		Algorithm converged.	0.00	NE
Injury, poisoning and procedural complications	Infusion related reaction	3	196	39.6	0	0.0	186	37.3	0	0.0	NE			NE	NE	NE		NE	NE	NE	NE		NE	NE	NE	NE		NE		NE	NE	NE
Injury, poisoning and procedural complications	Infusion related reaction	4-5	112	22.6	0	0.0	125	25.1	0	0.0	NE			NE	NE	NE		NE	NE	NE	NE		NE	NE	NE	NE		NE		NE	NE	NE
Injury, poisoning and procedural complications	Injury	1-2	187	37.8	1	0.5	187	37.6	0	0.0		*	Quasi-complete separation of data points detected.				*	WARNING: Negative of Hessian not positive definite.			NE		Algorithm converged.	NE	NE	NE	NE	NE		Algorithm converged.	NE	NE
Injury, poisoning and procedural complications	Injury	3	196	39.6	0	0.0	186	37.3	0	0.0	NE			NE	NE	NE		NE	NE	NE	NE		NE	NE	NE	NE		NE		NE	NE	NE
Injury, poisoning and procedural complications	Injury	4-5	112	22.6	0	0.0	125	25.1	1	0.8		*	Quasi-complete separation of data points detected.				*	WARNING: The relative Hessian convergence criterion of 16.316112867 is greater than the limit of 0.0001. The convergence is questionable.			0.00		Algorithm converged.	0.00	NE	0.9999		>999.99		Algorithm converged.	0.00	NE
Injury, poisoning and procedural complications	Lower limb fracture	1-2	187	37.8	0	0.0	187	37.6	0	0.0	NE			NE	NE	NE		NE	NE	NE	NE		NE	NE	NE	NE	NE	NE		NE	NE	NE
Injury, poisoning and procedural complications	Lower limb fracture	3	196	39.6	1	0.5	186	37.3	0	0.0		*	Quasi-complete separation of data points detected.				*	ERROR: The mean parameter is either invalid or at a limit of its range for some observations.			NE		Algorithm converged.	NE	NE	NE		NE		Algorithm converged.	NE	NE
Injury, poisoning and procedural complications	Lower limb fracture	4-5	112	22.6	0	0.0	125	25.1	0	0.0	NE			NE	NE	NE		NE	NE	NE	NE		NE	NE	NE	NE		NE		NE	NE	NE
Injury, poisoning and procedural complications	Lumbar vertebral fracture	1-2	187	37.8	0	0.0	187	37.6	0	0.0	NE			NE	NE	NE		NE	NE	NE	NE		NE	NE	NE	NE	NE	NE		NE	NE	NE
Injury, poisoning and procedural complications	Lumbar vertebral fracture	3	196	39.6	0	0.0	186	37.3	0	0.0	NE			NE	NE	NE		NE	NE	NE	NE		NE	NE	NE	NE		NE		NE	NE	NE
Injury, poisoning and procedural complications	Lumbar vertebral fracture	4-5	112	22.6	0	0.0	125	25.1	1	0.8		*	Quasi-complete separation of data points detected.				*	WARNING: The relative Hessian convergence criterion of 16.316112867 is greater than the limit of 0.0001. The convergence is questionable.			0.00		Algorithm converged.	0.00	NE	0.9999		>999.99		Algorithm converged.	0.00	NE
Injury, poisoning and procedural complications	Post lumbar puncture syndrome	1-2	187	37.8	1	0.5	187	37.6	0	0.0		*	Quasi-complete separation of data points detected.				*	ERROR: The mean parameter is either invalid or at a limit of its range for some observations.			NE		Algorithm converged.	NE	NE	NE	NE	NE		Algorithm converged.	NE	NE
Injury, poisoning and procedural complications	Post lumbar puncture syndrome	3	196	39.6	0	0.0	186	37.3	0	0.0	NE			NE	NE	NE		NE	NE	NE	NE		NE	NE	NE	NE		NE		NE	NE	NE
Injury, poisoning and procedural complications	Post lumbar puncture syndrome	4-5	112	22.6	0	0.0	125	25.1	0	0.0	NE			NE	NE	NE		NE	NE	NE	NE		NE	NE	NE	NE		NE		NE	NE	NE
Injury, poisoning and procedural complications	Skull fracture	1-2	187	37.8	1	0.5	187	37.6	0	0.0		*	Quasi-complete separation of data points detected.				*	WARNING: Negative of Hessian not positive definite.			NE		Algorithm converged.	NE	NE	NE	NE	NE		Algorithm converged.	NE	NE
Injury, poisoning and procedural complications	Skull fracture	3	196	39.6	0	0.0	186	37.3	0	0.0	NE			NE	NE	NE		NE	NE	NE	NE		NE	NE	NE	NE		NE		NE	NE	NE
Injury, poisoning and procedural complications	Skull fracture	4-5	112	22.6	0	0.0	125	25.1	0	0.0	NE			NE	NE	NE		NE	NE	NE	NE		NE	NE	NE	NE		NE		NE	NE	NE
Injury, poisoning and procedural complications	Thoracic vertebral fracture	1-2	187	37.8	0	0.0	187	37.6	0	0.0	NE			NE	NE	NE		NE	NE	NE	NE		NE	NE	NE	NE	NE	NE		NE	NE	NE
Injury, poisoning and procedural complications	Thoracic vertebral fracture	3	196	39.6	0	0.0	186	37.3	0	0.0	NE			NE	NE	NE		NE	NE	NE	NE		NE	NE	NE	NE		NE		NE	NE	NE
Injury, poisoning and procedural complications	Thoracic vertebral fracture	4-5	112	22.6	0	0.0	125	25.1	1	0.8		*	Quasi-complete separation of data points detected.				*	WARNING: The relative Hessian convergence criterion of 16.316112867 is greater than the limit of 0.0001. The convergence is questionable.			0.00		Algorithm converged.	0.00	NE	0.9999		>999.99		Algorithm converged.	0.00	NE
Investigations		1-2	187	37.8	3	1.6	187	37.6	1	0.5	3.03		Convergence criterion (GCONV=1E-8) satisfied.	0.31	29.41	0.011		Algorithm converged.	-0.010	0.032	3.00		Algorithm converged.	0.31	28.58	0.3394	0.3700	0.33		Algorithm converged.	0.03	3.18
Investigations		3	196	39.6	8	4.1	186	37.3	4	2.2	1.94		Convergence criterion (GCONV=1E-8) satisfied.	0.57	6.54	0.019		Algorithm converged.	-0.015	0.054	1.90		Algorithm converged.	0.58	6.20	0.2885		0.53		Algorithm converged.	0.16	1.72
Investigations		4-5	112	22.6	2	1.8	125	25.1	4	3.2	0.55		Convergence criterion (GCONV=1E-8) satisfied.	0.10	3.06	-0.014		Algorithm converged.	-0.054	0.025	0.56		Algorithm converged.	0.10	2.99	0.4957		1.79		Algorithm converged.	0.33	9.60
Investigations	Blood culture positive	1-2	187	37.8	0	0.0	187	37.6	0	0.0	NE			NE	NE	NE		NE	NE	NE	NE		NE	NE	NE	NE	NE	NE		NE	NE	NE
Investigations	Blood culture positive	3	196	39.6	0	0.0	186	37.3	0	0.0	NE			NE	NE	NE		NE	NE	NE	NE		NE	NE	NE	NE		NE		NE	NE	NE
Investigations	Blood culture positive	4-5	112	22.6	0	0.0	125	25.1	1	0.8		*	Quasi-complete separation of data points detected.				*	WARNING: The relative Hessian convergence criterion of 16.31611281 is greater than the limit of 0.0001. The convergence is questionable.			0.00		Algorithm converged.	0.00	NE	0.9999		>999.99		Algorithm converged.	0.00	NE
Investigations	C-reactive protein increased	1-2	187	37.8	0	0.0	187	37.6	0	0.0	NE			NE	NE	NE		NE	NE	NE	NE		NE	NE	NE	NE	NE	NE		NE	NE	NE
Investigations	C-reactive protein increased	3	196	39.6	0	0.0	186	37.3	0	0.0	NE			NE	NE	NE		NE	NE	NE	NE		NE	NE	NE	NE		NE		NE	NE	NE
Investigations	C-reactive protein increased	4-5	112	22.6	1	0.9	125	25.1	0	0.0		*	Quasi-complete separation of data points detected.				*	WARNING: The relative Hessian convergence criterion of 18.712481734 is greater than the limit of 0.0001. The convergence is questionable.			NE		Algorithm converged.	NE	NE	NE		NE		Algorithm converged.	NE	NE
Investigations	Coronavirus test positive	1-2	187	37.8	0	0.0	187	37.6	0	0.0	NE			NE	NE	NE		NE	NE	NE	NE		NE	NE	NE	NE	NE	NE		NE	NE	NE
Investigations	Coronavirus test positive	3	196	39.6	1	0.5	186	37.3	0	0.0		*	Quasi-complete separation of data points detected.				*	ERROR: The mean parameter is either invalid or at a limit of its range for some observations.			NE		Algorithm converged.	NE	NE	NE		NE		Algorithm converged.	NE	NE
Investigations	Coronavirus test positive	4-5	112	22.6	0	0.0	125	25.1	0	0.0	NE			NE	NE	NE		NE	NE	NE	NE		NE	NE	NE	NE		NE		NE	NE	NE
Investigations	Ejection fraction decreased	1-2	187	37.8	1	0.5	187	37.6	0	0.0		*	Quasi-complete separation of data points detected.				*	WARNING: Negative of Hessian not positive definite.			NE		Algorithm converged.	NE	NE	NE	NE	NE		Algorithm converged.	NE	NE
Investigations	Ejection fraction decreased	3	196	39.6	0	0.0	186	37.3	0	0.0	NE			NE	NE	NE		NE	NE	NE	NE		NE	NE	NE	NE		NE		NE	NE	NE
Investigations	Ejection fraction decreased	4-5	112	22.6	0	0.0	125	25.1	0	0.0	NE			NE	NE	NE		NE	NE	NE	NE		NE	NE	NE	NE		NE		NE	NE	NE
Investigations	Influenza A virus test positive	1-2	187	37.8	0	0.0	187	37.6	0	0.0	NE			NE	NE	NE		NE	NE	NE	NE		NE	NE	NE	NE	NE	NE		NE	NE	NE
Investigations	Influenza A virus test positive	3	196	39.6	0	0.0	186	37.3	0	0.0	NE			NE	NE	NE		NE	NE	NE	NE		NE	NE	NE	NE		NE		NE	NE	NE
Investigations	Influenza A virus test positive	4-5	112	22.6	0	0.0	125	25.1	1	0.8		*	Quasi-complete separation of data points detected.				*	WARNING: The relative Hessian convergence criterion of 16.316112867 is greater than the limit of 0.0001. The convergence is questionable.			0.00		Algorithm converged.	0.00	NE	0.9999		>999.99		Algorithm converged.	0.00	NE
Investigations	Lymphocyte count decreased	1-2	187	37.8	0	0.0	187	37.6	0	0.0	NE			NE	NE	NE		NE	NE	NE	NE		NE	NE	NE	NE	NE	NE		NE	NE	NE
Investigations	Lymphocyte count decreased	3	196	39.6	0	0.0	186	37.3	1	0.5		*	Quasi-complete separation of data points detected.				*	ERROR: Error in computing the link function, its derivatives, or the variance function.			0.00		Algorithm converged.	0.00	NE	1.0000		>999.99		Algorithm converged.	0.00	NE
Investigations	Lymphocyte count decreased	4-5	112	22.6	0	0.0	125	25.1	0	0.0	NE			NE	NE	NE		NE	NE	NE	NE		NE	NE	NE	NE		NE		NE	NE	NE
Investigations	Neutrophil count decreased	1-2	187	37.8	2	1.1	187	37.6	1	0.5	2.01		Convergence criterion (GCONV=1E-8) satisfied.	0.18	22.37	0.005		Algorithm converged.	-0.013	0.023	2.00		Algorithm converged.	0.18	21.87	0.5700	0.0693	0.50		Algorithm converged.	0.05	5.47
Investigations	Neutrophil count decreased	3	196	39.6	6	3.1	186	37.3	1	0.5	5.84		Convergence criterion (GCONV=1E-8) satisfied.	0.70	48.99	0.025		Algorithm converged.	-0.001	0.052	5.69		Algorithm converged.	0.69	46.85	0.1057		0.18		Algorithm converged.	0.02	1.44
Investigations	Neutrophil count decreased	4-5	112	22.6	0	0.0	125	25.1	2	1.6		*	Quasi-complete separation of data points detected.				*	WARNING: The relative Hessian convergence criterion of 10.206215758 is greater than the limit of 0.0001. The convergence is questionable.			0.00		Algorithm converged.	0.00	NE	0.9999		>999.99		Algorithm converged.	0.00	NE
Investigations	Platelet count decreased	1-2	187	37.8	0	0.0	187	37.6	0	0.0	NE			NE	NE	NE		NE	NE	NE	NE		NE	NE	NE	NE	1.0000	NE		NE	NE	NE
Investigations	Platelet count decreased	3	196	39.6	1	0.5	186	37.3	3	1.6	0.31		Convergence criterion (GCONV=1E-8) satisfied.	0.03	3.03	-0.011		Algorithm converged.	-0.032	0.010	0.32		Algorithm converged.	0.03	3.01	0.3170		3.16		Algorithm converged.	0.33	30.12
Investigations	Platelet count decreased	4-5	112	22.6	0	0.0	125	25.1	0	0.0	NE			NE	NE	NE		NE	NE	NE	NE		NE	NE	NE	NE		NE		NE	NE	NE
Investigations	Troponin T increased	1-2	187	37.8	0	0.0	187	37.6	0	0.0	NE			NE	NE	NE		NE	NE	NE	NE		NE	NE	NE	NE	NE	NE		NE	NE	NE
Investigations	Troponin T increased	3	196	39.6	0	0.0	186	37.3	0	0.0	NE			NE	NE	NE		NE	NE	NE	NE		NE	NE	NE	NE		NE		NE	NE	NE
Investigations	Troponin T increased	4-5	112	22.6	1	0.9	125	25.1	0	0.0		*	Quasi-complete separation of data points detected.				*	WARNING: The relative Hessian convergence criterion of 18.712481801 is greater than the limit of 0.0001. The convergence is questionable.			NE		Algorithm converged.	NE	NE	NE		NE		Algorithm converged.	NE	NE
Investigations	Weight decreased	1-2	187	37.8	0	0.0	187	37.6	0	0.0	NE			NE	NE	NE		NE	NE	NE	NE		NE	NE	NE	NE	NE	NE		NE	NE	NE
Investigations	Weight decreased	3	196	39.6	1	0.5	186	37.3	0	0.0		*	Quasi-complete separation of data points detected.				*	ERROR: The mean parameter is either invalid or at a limit of its range for some observations.			NE		Algorithm converged.	NE	NE	NE		NE		Algorithm converged.	NE	NE
Investigations	Weight decreased	4-5	112	22.6	0	0.0	125	25.1	0	0.0	NE			NE	NE	NE		NE	NE	NE	NE		NE	NE	NE	NE		NE		NE	NE	NE
Investigations	White blood cell count decreased	1-2	187	37.8	1	0.5	187	37.6	0	0.0		*	Quasi-complete separation of data points detected.				*	WARNING: Negative of Hessian not positive definite.			NE		Algorithm converged.	NE	NE	NE	0.7020	NE		Algorithm converged.	NE	NE
Investigations	White blood cell count decreased	3	196	39.6	2	1.0	186	37.3	1	0.5	1.91		Convergence criterion (GCONV=1E-8) satisfied.	0.17	21.21	0.005		Algorithm converged.	-0.013	0.022	1.90		Algorithm converged.	0.17	20.76	0.5996		0.53		Algorithm converged.	0.05	5.76
Investigations	White blood cell count decreased	4-5	112	22.6	0	0.0	125	25.1	0	0.0	NE			NE	NE	NE		NE	NE	NE	NE		NE	NE	NE	NE		NE		NE	NE	NE
Metabolism and nutrition disorders		1-2	187	37.8	0	0.0	187	37.6	3	1.6		*	Quasi-complete separation of data points detected.				*	ERROR: Error in computing the link function, its derivatives, or the variance function.			0.00		Algorithm converged.	0.00	NE	0.9999	0.1158	>999.99		Algorithm converged.	0.00	NE
Metabolism and nutrition disorders		3	196	39.6	1	0.5	186	37.3	2	1.1	0.47		Convergence criterion (GCONV=1E-8) satisfied.	0.04	5.25	-0.006		Algorithm converged.	-0.024	0.012	0.47		Algorithm converged.	0.04	5.19	0.5413		2.11		Algorithm converged.	0.19	23.05
Metabolism and nutrition disorders		4-5	112	22.6	4	3.6	125	25.1	3	2.4	1.51		Convergence criterion (GCONV=1E-8) satisfied.	0.33	6.88	0.012		Algorithm converged.	-0.032	0.055	1.49		Algorithm converged.	0.34	6.50	0.5974		0.67		Algorithm converged.	0.15	2.94
Metabolism and nutrition disorders	Decreased appetite	1-2	187	37.8	0	0.0	187	37.6	0	0.0	NE			NE	NE	NE		NE	NE	NE	NE		NE	NE	NE	NE	NE	NE		NE	NE	NE
Metabolism and nutrition disorders	Decreased appetite	3	196	39.6	1	0.5	186	37.3	0	0.0		*	Quasi-complete separation of data points detected.				*	ERROR: The mean parameter is either invalid or at a limit of its range for some observations.			NE		Algorithm converged.	NE	NE	NE		NE		Algorithm converged.	NE	NE
Metabolism and nutrition disorders	Decreased appetite	4-5	112	22.6	0	0.0	125	25.1	1	0.8		*	Quasi-complete separation of data points detected.				*	WARNING: The relative Hessian convergence criterion of 16.316112867 is greater than the limit of 0.0001. The convergence is questionable.			0.00		Algorithm converged.	0.00	NE	0.9999		>999.99		Algorithm converged.	0.00	NE
Metabolism and nutrition disorders	Dehydration	1-2	187	37.8	0	0.0	187	37.6	2	1.1		*	Quasi-complete separation of data points detected.				*	ERROR: Error in computing the link function, its derivatives, or the variance function.			0.00		Algorithm converged.	0.00	NE	0.9999	0.0291	>999.99		Algorithm converged.	0.00	NE
Metabolism and nutrition disorders	Dehydration	3	196	39.6	0	0.0	186	37.3	1	0.5		*	Quasi-complete separation of data points detected.				*	ERROR: Error in computing the link function, its derivatives, or the variance function.			0.00		Algorithm converged.	0.00	NE	1.0000		>999.99		Algorithm converged.	0.00	NE
Metabolism and nutrition disorders	Dehydration	4-5	112	22.6	2	1.8	125	25.1	0	0.0		*	Quasi-complete separation of data points detected.				*	ERROR: Error in computing the link function, its derivatives, or the variance function.			NE		Algorithm converged.	NE	NE	NE		NE		Algorithm converged.	NE	NE
Metabolism and nutrition disorders	Hypoglycaemia	1-2	187	37.8	0	0.0	187	37.6	1	0.5		*	Quasi-complete separation of data points detected.				*	ERROR: Error in computing the link function, its derivatives, or the variance function.			0.00		Algorithm converged.	0.00	NE	0.9999	NE	>999.99		Algorithm converged.	0.00	NE
Metabolism and nutrition disorders	Hypoglycaemia	3	196	39.6	0	0.0	186	37.3	0	0.0	NE			NE	NE	NE		NE	NE	NE	NE		NE	NE	NE	NE		NE		NE	NE	NE
Metabolism and nutrition disorders	Hypoglycaemia	4-5	112	22.6	0	0.0	125	25.1	0	0.0	NE			NE	NE	NE		NE	NE	NE	NE		NE	NE	NE	NE		NE		NE	NE	NE
Metabolism and nutrition disorders	Hypokalaemia	1-2	187	37.8	0	0.0	187	37.6	0	0.0	NE			NE	NE	NE		NE	NE	NE	NE		NE	NE	NE	NE	NE	NE		NE	NE	NE
Metabolism and nutrition disorders	Hypokalaemia	3	196	39.6	0	0.0	186	37.3	1	0.5		*	Quasi-complete separation of data points detected.				*	ERROR: Error in computing the link function, its derivatives, or the variance function.			0.00		Algorithm converged.	0.00	NE	1.0000		>999.99		Algorithm converged.	0.00	NE
Metabolism and nutrition disorders	Hypokalaemia	4-5	112	22.6	0	0.0	125	25.1	0	0.0	NE			NE	NE	NE		NE	NE	NE	NE		NE	NE	NE	NE		NE		NE	NE	NE
Metabolism and nutrition disorders	Hyponatraemia	1-2	187	37.8	0	0.0	187	37.6	0	0.0	NE			NE	NE	NE		NE	NE	NE	NE		NE	NE	NE	NE	NE	NE		NE	NE	NE
Metabolism and nutrition disorders	Hyponatraemia	3	196	39.6	0	0.0	186	37.3	0	0.0	NE			NE	NE	NE		NE	NE	NE	NE		NE	NE	NE	NE		NE		NE	NE	NE
Metabolism and nutrition disorders	Hyponatraemia	4-5	112	22.6	0	0.0	125	25.1	1	0.8		*	Quasi-complete separation of data points detected.				*	WARNING: The relative Hessian convergence criterion of 16.316112867 is greater than the limit of 0.0001. The convergence is questionable.			0.00		Algorithm converged.	0.00	NE	0.9999		>999.99		Algorithm converged.	0.00	NE
Metabolism and nutrition disorders	Hypovolaemia	1-2	187	37.8	0	0.0	187	37.6	0	0.0	NE			NE	NE	NE		NE	NE	NE	NE		NE	NE	NE	NE	NE	NE		NE	NE	NE
Metabolism and nutrition disorders	Hypovolaemia	3	196	39.6	0	0.0	186	37.3	0	0.0	NE			NE	NE	NE		NE	NE	NE	NE		NE	NE	NE	NE		NE		NE	NE	NE
Metabolism and nutrition disorders	Hypovolaemia	4-5	112	22.6	1	0.9	125	25.1	0	0.0		*	Quasi-complete separation of data points detected.				*	WARNING: The relative Hessian convergence criterion of 18.712481867 is greater than the limit of 0.0001. The convergence is questionable.			NE		Algorithm converged.	NE	NE	NE		NE		Algorithm converged.	NE	NE
Metabolism and nutrition disorders	Tumour lysis syndrome	1-2	187	37.8	0	0.0	187	37.6	0	0.0	NE			NE	NE	NE		NE	NE	NE	NE		NE	NE	NE	NE	1.0000	NE		NE	NE	NE
Metabolism and nutrition disorders	Tumour lysis syndrome	3	196	39.6	0	0.0	186	37.3	0	0.0	NE			NE	NE	NE		NE	NE	NE	NE		NE	NE	NE	NE		NE		NE	NE	NE
Metabolism and nutrition disorders	Tumour lysis syndrome	4-5	112	22.6	1	0.9	125	25.1	1	0.8	1.12		Convergence criterion (GCONV=1E-8) satisfied.	0.07	18.07	0.001		Algorithm converged.	-0.022	0.024	1.12		Algorithm converged.	0.07	17.63	0.9378		0.90		Algorithm converged.	0.06	14.16
Musculoskeletal and connective tissue disorders		1-2	187	37.8	1	0.5	187	37.6	2	1.1	0.50		Convergence criterion (GCONV=1E-8) satisfied.	0.04	5.53	-0.005		Algorithm converged.	-0.023	0.013	0.50		Algorithm converged.	0.05	5.47	0.5700	0.3970	2.00		Algorithm converged.	0.18	21.87
Musculoskeletal and connective tissue disorders		3	196	39.6	1	0.5	186	37.3	1	0.5	0.95		Convergence criterion (GCONV=1E-8) satisfied.	0.06	15.28	0.000		Algorithm converged.	-0.015	0.014	0.95		Algorithm converged.	0.06	15.06	0.9704		1.05		Algorithm converged.	0.07	16.72
Musculoskeletal and connective tissue disorders		4-5	112	22.6	1	0.9	125	25.1	0	0.0		*	Quasi-complete separation of data points detected.				*	WARNING: The relative Hessian convergence criterion of 18.712481801 is greater than the limit of 0.0001. The convergence is questionable.			NE		Algorithm converged.	NE	NE	NE		NE		Algorithm converged.	NE	NE
Musculoskeletal and connective tissue disorders	Back pain	1-2	187	37.8	0	0.0	187	37.6	1	0.5		*	Quasi-complete separation of data points detected.				*	ERROR: Error in computing the link function, its derivatives, or the variance function.			0.00		Algorithm converged.	0.00	NE	0.9999	NE	>999.99		Algorithm converged.	0.00	NE
Musculoskeletal and connective tissue disorders	Back pain	3	196	39.6	0	0.0	186	37.3	1	0.5		*	Quasi-complete separation of data points detected.				*	ERROR: Error in computing the link function, its derivatives, or the variance function.			0.00		Algorithm converged.	0.00	NE	1.0000		>999.99		Algorithm converged.	0.00	NE
Musculoskeletal and connective tissue disorders	Back pain	4-5	112	22.6	0	0.0	125	25.1	0	0.0	NE			NE	NE	NE		NE	NE	NE	NE		NE	NE	NE	NE		NE		NE	NE	NE
Musculoskeletal and connective tissue disorders	Bone pain	1-2	187	37.8	0	0.0	187	37.6	1	0.5		*	Quasi-complete separation of data points detected.				*	ERROR: Error in computing the link function, its derivatives, or the variance function.			0.00		Algorithm converged.	0.00	NE	0.9999	NE	>999.99		Algorithm converged.	0.00	NE
Musculoskeletal and connective tissue disorders	Bone pain	3	196	39.6	1	0.5	186	37.3	0	0.0		*	Quasi-complete separation of data points detected.				*	ERROR: The mean parameter is either invalid or at a limit of its range for some observations.			NE		Algorithm converged.	NE	NE	NE		NE		Algorithm converged.	NE	NE
Musculoskeletal and connective tissue disorders	Bone pain	4-5	112	22.6	0	0.0	125	25.1	0	0.0	NE			NE	NE	NE		NE	NE	NE	NE		NE	NE	NE	NE		NE		NE	NE	NE
Musculoskeletal and connective tissue disorders	Pathological fracture	1-2	187	37.8	1	0.5	187	37.6	0	0.0		*	Quasi-complete separation of data points detected.				*	ERROR: The mean parameter is either invalid or at a limit of its range for some observations.			NE		Algorithm converged.	NE	NE	NE	NE	NE		Algorithm converged.	NE	NE
Musculoskeletal and connective tissue disorders	Pathological fracture	3	196	39.6	0	0.0	186	37.3	0	0.0	NE			NE	NE	NE		NE	NE	NE	NE		NE	NE	NE	NE		NE		NE	NE	NE

Musculoskeletal and connective tissue disorders	Pathological fracture	4-5	112	22.6	1	0.9	125	25.1	0	0.0		*	Quasi-complete separation of data points detected.				*	WARNING: The relative Hessian convergence criterion of 18.712481801 is greater than the limit of 0.0001. The convergence is questionable.			NE		Algorithm converged.	NE	NE	NE		NE		Algorithm converged.	NE	NE
Neoplasms benign, malignant and unspecified (incl cysts and polyps)		1-2	187	37.8	2	1.1	187	37.6	0	0.0		*	Quasi-complete separation of data points detected.				*	ERROR: Error in computing the link function, its derivatives, or the variance function.			NE		Algorithm converged.	NE	NE	NE	0.4438	NE		Algorithm converged.	NE	NE
Neoplasms benign, malignant and unspecified (incl cysts and polyps)		3	196	39.6	0	0.0	186	37.3	0	0.0	NE			NE	NE	NE		NE	NE	NE	NE		NE	NE	NE	NE		NE		NE	NE	NE
Neoplasms benign, malignant and unspecified (incl cysts and polyps)		4-5	112	22.6	1	0.9	125	25.1	1	0.8	1.12		Convergence criterion (GCONV=1E-8) satisfied.	0.07	18.07	0.001		Algorithm converged.	-0.022	0.024	1.12		Algorithm converged.	0.07	17.63	0.9378		0.90		Algorithm converged.	0.06	14.16
Neoplasms benign, malignant and unspecified (incl cysts and polyps)	Adenocarcinoma	1-2	187	37.8	0	0.0	187	37.6	0	0.0	NE			NE	NE	NE		NE	NE	NE	NE		NE	NE	NE	NE	NE	NE		NE	NE	NE
Neoplasms benign, malignant and unspecified (incl cysts and polyps)	Adenocarcinoma	3	196	39.6	0	0.0	186	37.3	0	0.0	NE			NE	NE	NE		NE	NE	NE	NE		NE	NE	NE	NE		NE		NE	NE	NE
Neoplasms benign, malignant and unspecified (incl cysts and polyps)	Adenocarcinoma	4-5	112	22.6	0	0.0	125	25.1	1	0.8		*	Quasi-complete separation of data points detected.				*	WARNING: The relative Hessian convergence criterion of 16.316112867 is greater than the limit of 0.0001. The convergence is questionable.			0.00		Algorithm converged.	0.00	NE	0.9999		>999.99		Algorithm converged.	0.00	NE
Neoplasms benign, malignant and unspecified (incl cysts and polyps)	Adenocarcinoma pancreas	1-2	187	37.8	0	0.0	187	37.6	0	0.0	NE			NE	NE	NE		NE	NE	NE	NE		NE	NE	NE	NE	NE	NE		NE	NE	NE
Neoplasms benign, malignant and unspecified (incl cysts and polyps)	Adenocarcinoma pancreas	3	196	39.6	0	0.0	186	37.3	0	0.0	NE			NE	NE	NE		NE	NE	NE	NE		NE	NE	NE	NE		NE		NE	NE	NE
Neoplasms benign, malignant and unspecified (incl cysts and polyps)	Adenocarcinoma pancreas	4-5	112	22.6	1	0.9	125	25.1	0	0.0		*	Quasi-complete separation of data points detected.				*	WARNING: The relative Hessian convergence criterion of 18.712481801 is greater than the limit of 0.0001. The convergence is questionable.			NE		Algorithm converged.	NE	NE	NE		NE		Algorithm converged.	NE	NE
Neoplasms benign, malignant and unspecified (incl cysts and polyps)	Colorectal cancer	1-2	187	37.8	1	0.5	187	37.6	0	0.0		*	Quasi-complete separation of data points detected.				*	ERROR: The mean parameter is either invalid or at a limit of its range for some observations.			NE		Algorithm converged.	NE	NE	NE	NE	NE		Algorithm converged.	NE	NE
Neoplasms benign, malignant and unspecified (incl cysts and polyps)	Colorectal cancer	3	196	39.6	0	0.0	186	37.3	0	0.0	NE			NE	NE	NE		NE	NE	NE	NE		NE	NE	NE	NE		NE		NE	NE	NE
Neoplasms benign, malignant and unspecified (incl cysts and polyps)	Colorectal cancer	4-5	112	22.6	0	0.0	125	25.1	0	0.0	NE			NE	NE	NE		NE	NE	NE	NE		NE	NE	NE	NE		NE		NE	NE	NE
Neoplasms benign, malignant and unspecified (incl cysts and polyps)	Papillary renal cell carcinoma	1-2	187	37.8	1	0.5	187	37.6	0	0.0		*	Quasi-complete separation of data points detected.				*	WARNING: Negative of Hessian not positive definite.			NE		Algorithm converged.	NE	NE	NE	NE	NE		Algorithm converged.	NE	NE
Neoplasms benign, malignant and unspecified (incl cysts and polyps)	Papillary renal cell carcinoma	3	196	39.6	0	0.0	186	37.3	0	0.0	NE			NE	NE	NE		NE	NE	NE	NE		NE	NE	NE	NE		NE		NE	NE	NE
Neoplasms benign, malignant and unspecified (incl cysts and polyps)	Papillary renal cell carcinoma	4-5	112	22.6	0	0.0	125	25.1	0	0.0	NE			NE	NE	NE		NE	NE	NE	NE		NE	NE	NE	NE		NE		NE	NE	NE
Nervous system disorders		1-2	187	37.8	3	1.6	187	37.6	3	1.6	1.00		Convergence criterion (GCONV=1E-8) satisfied.	0.20	5.02	0.000		Algorithm converged.	-0.025	0.025	1.00		Algorithm converged.	0.20	4.89	1.0000	0.3240	1.00		Algorithm converged.	0.20	4.89
Nervous system disorders		3	196	39.6	2	1.0	186	37.3	6	3.2	0.31		Convergence criterion (GCONV=1E-8) satisfied.	0.06	1.55	-0.022		Algorithm converged.	-0.051	0.007	0.32		Algorithm converged.	0.06	1.55	0.1554		3.16		Algorithm converged.	0.65	15.47
Nervous system disorders		4-5	112	22.6	2	1.8	125	25.1	1	0.8	2.25		Convergence criterion (GCONV=1E-8) satisfied.	0.20	25.21	0.010		Algorithm converged.	-0.019	0.039	2.23		Algorithm converged.	0.21	24.28	0.5097		0.45		Algorithm converged.	0.04	4.87
Nervous system disorders	Aphasia	1-2	187	37.8	0	0.0	187	37.6	1	0.5		*	Quasi-complete separation of data points detected.				*	ERROR: Error in computing the link function, its derivatives, or the variance function.			0.00		Algorithm converged.	0.00	NE	0.9999	NE	>999.99		Algorithm converged.	0.00	NE
Nervous system disorders	Aphasia	3	196	39.6	0	0.0	186	37.3	0	0.0	NE			NE	NE	NE		NE	NE	NE	NE		NE	NE	NE	NE		NE		NE	NE	NE
Nervous system disorders	Aphasia	4-5	112	22.6	0	0.0	125	25.1	0	0.0	NE			NE	NE	NE		NE	NE	NE	NE		NE	NE	NE	NE		NE		NE	NE	NE
Nervous system disorders	Cerebellar ataxia	1-2	187	37.8	0	0.0	187	37.6	0	0.0	NE			NE	NE	NE		NE	NE	NE	NE		NE	NE	NE	NE	NE	NE		NE	NE	NE
Nervous system disorders	Cerebellar ataxia	3	196	39.6	0	0.0	186	37.3	0	0.0	NE			NE	NE	NE		NE	NE	NE	NE		NE	NE	NE	NE		NE		NE	NE	NE
Nervous system disorders	Cerebellar ataxia	4-5	112	22.6	1	0.9	125	25.1	0	0.0		*	Quasi-complete separation of data points detected.				*	WARNING: The relative Hessian convergence criterion of 18.712481734 is greater than the limit of 0.0001. The convergence is questionable.			NE		Algorithm converged.	NE	NE	NE		NE		Algorithm converged.	NE	NE
Nervous system disorders	Cerebral haemorrhage	1-2	187	37.8	0	0.0	187	37.6	0	0.0	NE			NE	NE	NE		NE	NE	NE	NE		NE	NE	NE	NE	NE	NE		NE	NE	NE
Nervous system disorders	Cerebral haemorrhage	3	196	39.6	0	0.0	186	37.3	1	0.5		*	Quasi-complete separation of data points detected.				*	ERROR: Error in computing the link function, its derivatives, or the variance function.			0.00		Algorithm converged.	0.00	NE	1.0000		>999.99		Algorithm converged.	0.00	NE
Nervous system disorders	Cerebral haemorrhage	4-5	112	22.6	0	0.0	125	25.1	0	0.0	NE			NE	NE	NE		NE	NE	NE	NE		NE	NE	NE	NE		NE		NE	NE	NE
Nervous system disorders	Cerebral ischaemia	1-2	187	37.8	0	0.0	187	37.6	1	0.5		*	Quasi-complete separation of data points detected.				*	ERROR: Error in computing the link function, its derivatives, or the variance function.			0.00		Algorithm converged.	0.00	NE	0.9999	NE	>999.99		Algorithm converged.	0.00	NE
Nervous system disorders	Cerebral ischaemia	3	196	39.6	0	0.0	186	37.3	0	0.0	NE			NE	NE	NE		NE	NE	NE	NE		NE	NE	NE	NE		NE		NE	NE	NE
Nervous system disorders	Cerebral ischaemia	4-5	112	22.6	0	0.0	125	25.1	0	0.0	NE			NE	NE	NE		NE	NE	NE	NE		NE	NE	NE	NE		NE		NE	NE	NE
Nervous system disorders	Cerebrovascular accident	1-2	187	37.8	0	0.0	187	37.6	1	0.5		*	Quasi-complete separation of data points detected.				*	ERROR: Error in computing the link function, its derivatives, or the variance function.			0.00		Algorithm converged.	0.00	NE	0.9999	NE	>999.99		Algorithm converged.	0.00	NE
Nervous system disorders	Cerebrovascular accident	3	196	39.6	0	0.0	186	37.3	1	0.5		*	Quasi-complete separation of data points detected.				*	ERROR: Error in computing the link function, its derivatives, or the variance function.			0.00		Algorithm converged.	0.00	NE	1.0000		>999.99		Algorithm converged.	0.00	NE
Nervous system disorders	Cerebrovascular accident	4-5	112	22.6	0	0.0	125	25.1	0	0.0	NE			NE	NE	NE		NE	NE	NE	NE		NE	NE	NE	NE		NE		NE	NE	NE
Nervous system disorders	Dizziness	1-2	187	37.8	0	0.0	187	37.6	0	0.0	NE			NE	NE	NE		NE	NE	NE	NE		NE	NE	NE	NE	NE	NE		NE	NE	NE
Nervous system disorders	Dizziness	3	196	39.6	1	0.5	186	37.3	0	0.0		*	Quasi-complete separation of data points detected.				*	ERROR: The mean parameter is either invalid or at a limit of its range for some observations.			NE		Algorithm converged.	NE	NE	NE		NE		Algorithm converged.	NE	NE
Nervous system disorders	Dizziness	4-5	112	22.6	0	0.0	125	25.1	0	0.0	NE			NE	NE	NE		NE	NE	NE	NE		NE	NE	NE	NE		NE		NE	NE	NE
Nervous system disorders	Epilepsy	1-2	187	37.8	0	0.0	187	37.6	0	0.0	NE			NE	NE	NE		NE	NE	NE	NE		NE	NE	NE	NE	NE	NE		NE	NE	NE
Nervous system disorders	Epilepsy	3	196	39.6	0	0.0	186	37.3	1	0.5		*	Quasi-complete separation of data points detected.				*	ERROR: Error in computing the link function, its derivatives, or the variance function.			0.00		Algorithm converged.	0.00	NE	1.0000		>999.99		Algorithm converged.	0.00	NE
Nervous system disorders	Epilepsy	4-5	112	22.6	0	0.0	125	25.1	0	0.0	NE			NE	NE	NE		NE	NE	NE	NE		NE	NE	NE	NE		NE		NE	NE	NE
Nervous system disorders	Headache	1-2	187	37.8	0	0.0	187	37.6	0	0.0	NE			NE	NE	NE		NE	NE	NE	NE		NE	NE	NE	NE	NE	NE		NE	NE	NE
Nervous system disorders	Headache	3	196	39.6	0	0.0	186	37.3	1	0.5		*	Quasi-complete separation of data points detected.				*	ERROR: Error in computing the link function, its derivatives, or the variance function.			0.00		Algorithm converged.	0.00	NE	1.0000		>999.99		Algorithm converged.	0.00	NE
Nervous system disorders	Headache	4-5	112	22.6	0	0.0	125	25.1	0	0.0	NE			NE	NE	NE		NE	NE	NE	NE		NE	NE	NE	NE		NE		NE	NE	NE
Nervous system disorders	Hypotonia	1-2	187	37.8	0	0.0	187	37.6	0	0.0	NE			NE	NE	NE		NE	NE	NE	NE		NE	NE	NE	NE	NE	NE		NE	NE	NE
Nervous system disorders	Hypotonia	3	196	39.6	0	0.0	186	37.3	1	0.5		*	Quasi-complete separation of data points detected.				*	ERROR: Error in computing the link function, its derivatives, or the variance function.			0.00		Algorithm converged.	0.00	NE	1.0000		>999.99		Algorithm converged.	0.00	NE
Nervous system disorders	Hypotonia	4-5	112	22.6	0	0.0	125	25.1	0	0.0	NE			NE	NE	NE		NE	NE	NE	NE		NE	NE	NE	NE		NE		NE	NE	NE
Nervous system disorders	Nervous system disorder	1-2	187	37.8	0	0.0	187	37.6	0	0.0	NE			NE	NE	NE		NE	NE	NE	NE		NE	NE	NE	NE	NE	NE		NE	NE	NE
Nervous system disorders	Nervous system disorder	3	196	39.6	0	0.0	186	37.3	1	0.5		*	Quasi-complete separation of data points detected.				*	ERROR: Error in computing the link function, its derivatives, or the variance function.			0.00		Algorithm converged.	0.00	NE	1.0000		>999.99		Algorithm converged.	0.00	NE
Nervous system disorders	Nervous system disorder	4-5	112	22.6	0	0.0	125	25.1	0	0.0	NE			NE	NE	NE		NE	NE	NE	NE		NE	NE	NE	NE		NE		NE	NE	NE
Nervous system disorders	Peripheral sensory neuropathy	1-2	187	37.8	1	0.5	187	37.6	0	0.0		*	Quasi-complete separation of data points detected.				*	WARNING: Negative of Hessian not positive definite.			NE		Algorithm converged.	NE	NE	NE	NE	NE		Algorithm converged.	NE	NE
Nervous system disorders	Peripheral sensory neuropathy	3	196	39.6	0	0.0	186	37.3	0	0.0	NE			NE	NE	NE		NE	NE	NE	NE		NE	NE	NE	NE		NE		NE	NE	NE
Nervous system disorders	Peripheral sensory neuropathy	4-5	112	22.6	0	0.0	125	25.1	0	0.0	NE			NE	NE	NE		NE	NE	NE	NE		NE	NE	NE	NE		NE		NE	NE	NE
Nervous system disorders	Presyncope	1-2	187	37.8	0	0.0	187	37.6	0	0.0	NE			NE	NE	NE		NE	NE	NE	NE		NE	NE	NE	NE	NE	NE		NE	NE	NE
Nervous system disorders	Presyncope	3	196	39.6	1	0.5	186	37.3	0	0.0		*	Quasi-complete separation of data points detected.				*	ERROR: The mean parameter is either invalid or at a limit of its range for some observations.			NE		Algorithm converged.	NE	NE	NE		NE		Algorithm converged.	NE	NE
Nervous system disorders	Presyncope	4-5	112	22.6	0	0.0	125	25.1	0	0.0	NE			NE	NE	NE		NE	NE	NE	NE		NE	NE	NE	NE		NE		NE	NE	NE
Nervous system disorders	Syncope	1-2	187	37.8	2	1.1	187	37.6	0	0.0		*	Quasi-complete separation of data points detected.				*	WARNING: Negative of Hessian not positive definite.			NE		Algorithm converged.	NE	NE	NE	0.4438	NE		Algorithm converged.	NE	NE
Nervous system disorders	Syncope	3	196	39.6	0	0.0	186	37.3	0	0.0	NE			NE	NE	NE		NE	NE	NE	NE		NE	NE	NE	NE		NE		NE	NE	NE
Nervous system disorders	Syncope	4-5	112	22.6	1	0.9	125	25.1	1	0.8	1.12		Convergence criterion (GCONV=1E-8) satisfied.	0.07	18.07	0.001		Algorithm converged.	-0.022	0.024	1.12		Algorithm converged.	0.07	17.63	0.9378		0.90		Algorithm converged.	0.06	14.16
Nervous system disorders	Transient ischaemic attack	1-2	187	37.8	0	0.0	187	37.6	1	0.5		*	Quasi-complete separation of data points detected.				*	ERROR: Error in computing the link function, its derivatives, or the variance function.			0.00		Algorithm converged.	0.00	NE	0.9999	NE	>999.99		Algorithm converged.	0.00	NE
Nervous system disorders	Transient ischaemic attack	3	196	39.6	0	0.0	186	37.3	0	0.0	NE			NE	NE	NE		NE	NE	NE	NE		NE	NE	NE	NE		NE		NE	NE	NE
Nervous system disorders	Transient ischaemic attack	4-5	112	22.6	0	0.0	125	25.1	0	0.0	NE			NE	NE	NE		NE	NE	NE	NE		NE	NE	NE	NE		NE		NE	NE	NE
Psychiatric disorders		1-2	187	37.8	0	0.0	187	37.6	0	0.0	NE			NE	NE	NE		NE	NE	NE	NE		NE	NE	NE	NE	0.5874	NE		NE	NE	NE
Psychiatric disorders		3	196	39.6	2	1.0	186	37.3	0	0.0		*	Quasi-complete separation of data points detected.				*	WARNING: The relative Hessian convergence criterion of 14.688690822 is greater than the limit of 0.0001. The convergence is questionable.			NE		Algorithm converged.	NE	NE	NE		NE		Algorithm converged.	NE	NE
Psychiatric disorders		4-5	112	22.6	2	1.8	125	25.1	1	0.8	2.25		Convergence criterion (GCONV=1E-8) satisfied.	0.20	25.21	0.010		Algorithm converged.	-0.019	0.039	2.23		Algorithm converged.	0.21	24.28	0.5097		0.45		Algorithm converged.	0.04	4.87
Psychiatric disorders	Confusional state	1-2	187	37.8	0	0.0	187	37.6	0	0.0	NE			NE	NE	NE		NE	NE	NE	NE		NE	NE	NE	NE	NE	NE		NE	NE	NE
Psychiatric disorders	Confusional state	3	196	39.6	0	0.0	186	37.3	0	0.0	NE			NE	NE	NE		NE	NE	NE	NE		NE	NE	NE	NE		NE		NE	NE	NE
Psychiatric disorders	Confusional state	4-5	112	22.6	2	1.8	125	25.1	1	0.8	2.25		Convergence criterion (GCONV=1E-8) satisfied.	0.20	25.21	0.010		Algorithm converged.	-0.019	0.039	2.23		Algorithm converged.	0.21	24.28	0.5097		0.45		Algorithm converged.	0.04	4.87
Psychiatric disorders	Disorientation	1-2	187	37.8	0	0.0	187	37.6	0	0.0	NE			NE	NE	NE		NE	NE	NE	NE		NE	NE	NE	NE	NE	NE		NE	NE	NE
Psychiatric disorders	Disorientation	3	196	39.6	1	0.5	186	37.3	0	0.0		*	Quasi-complete separation of data points detected.				*	ERROR: The mean parameter is either invalid or at a limit of its range for some observations.			NE		Algorithm converged.	NE	NE	NE		NE		Algorithm converged.	NE	NE
Psychiatric disorders	Disorientation	4-5	112	22.6	1	0.9	125	25.1	0	0.0		*	Quasi-complete separation of data points detected.				*	ERROR: Error in computing the link function, its derivatives, or the variance function.			NE		Algorithm converged.	NE	NE	NE		NE		Algorithm converged.	NE	NE
Psychiatric disorders	Personality change	1-2	187	37.8	0	0.0	187	37.6	0	0.0	NE			NE	NE	NE		NE	NE	NE	NE		NE	NE	NE	NE	NE	NE		NE	NE	NE
Psychiatric disorders	Personality change	3	196	39.6	1	0.5	186	37.3	0	0.0		*	Quasi-complete separation of data points detected.				*	ERROR: The mean parameter is either invalid or at a limit of its range for some observations.			NE		Algorithm converged.	NE	NE	NE		NE		Algorithm converged.	NE	NE
Psychiatric disorders	Personality change	4-5	112	22.6	0	0.0	125	25.1	0	0.0	NE			NE	NE	NE		NE	NE	NE	NE		NE	NE	NE	NE		NE		NE	NE	NE
Renal and urinary disorders		1-2	187	37.8	0	0.0	187	37.6	1	0.5		*	Quasi-complete separation of data points detected.				*	ERROR: Error in computing the link function, its derivatives, or the variance function.			0.00		Algorithm converged.	0.00	NE	0.9999	0.3328	>999.99		Algorithm converged.	0.00	NE
Renal and urinary disorders		3	196	39.6	3	1.5	186	37.3	1	0.5	2.88		Convergence criterion (GCONV=1E-8) satisfied.	0.30	27.89	0.010		Algorithm converged.	-0.010	0.030	2.85		Algorithm converged.	0.30	27.13	0.3630		0.35		Algorithm converged.	0.04	3.35
Renal and urinary disorders		4-5	112	22.6	1	0.9	125	25.1	1	0.8	1.12		Convergence criterion (GCONV=1E-8) satisfied.	0.07	18.07	0.001		Algorithm converged.	-0.022	0.024	1.12		Algorithm converged.	0.07	17.63	0.9378		0.90		Algorithm converged.	0.06	14.16
Renal and urinary disorders	Acute kidney injury	1-2	187	37.8	0	0.0	187	37.6	0	0.0	NE			NE	NE	NE		NE	NE	NE	NE		NE	NE	NE	NE	0.3587	NE		NE	NE	NE
Renal and urinary disorders	Acute kidney injury	3	196	39.6	3	1.5	186	37.3	0	0.0		*	Quasi-complete separation of data points detected.				*	WARNING: Negative of Hessian not positive definite.			NE		Algorithm converged.	NE	NE	NE		NE		Algorithm converged.	NE	NE
Renal and urinary disorders	Acute kidney injury	4-5	112	22.6	1	0.9	125	25.1	1	0.8	1.12		Convergence criterion (GCONV=1E-8) satisfied.	0.07	18.07	0.001		Algorithm converged.	-0.022	0.024	1.12		Algorithm converged.	0.07	17.63	0.9378		0.90		Algorithm converged.	0.06	14.16
Renal and urinary disorders	Cystitis noninfective	1-2	187	37.8	0	0.0	187	37.6	0	0.0	NE			NE	NE	NE		NE	NE	NE	NE		NE	NE	NE	NE	NE	NE		NE	NE	NE
Renal and urinary disorders	Cystitis noninfective	3	196	39.6	0	0.0	186	37.3	1	0.5		*	Quasi-complete separation of data points detected.				*	ERROR: Error in computing the link function, its derivatives, or the variance function.			0.00		Algorithm converged.	0.00	NE	1.0000		>999.99		Algorithm converged.	0.00	NE
Renal and urinary disorders	Cystitis noninfective	4-5	112	22.6	0	0.0	125	25.1	0	0.0	NE			NE	NE	NE		NE	NE	NE	NE		NE	NE	NE	NE		NE		NE	NE	NE
Renal and urinary disorders	Renal failure	1-2	187	37.8	0	0.0	187	37.6	1	0.5		*	Quasi-complete separation of data points detected.				*	ERROR: Error in computing the link function, its derivatives, or the variance function.			0.00		Algorithm converged.	0.00	NE	0.9999	NE	>999.99		Algorithm converged.	0.00	NE
Renal and urinary disorders	Renal failure	3	196	39.6	0	0.0	186	37.3	0	0.0	NE			NE	NE	NE		NE	NE	NE	NE		NE	NE	NE	NE		NE		NE	NE	NE
Renal and urinary disorders	Renal failure	4-5	112	22.6	0	0.0	125	25.1	0	0.0	NE			NE	NE	NE		NE	NE	NE	NE		NE	NE	NE	NE		NE		NE	NE	NE
Reproductive system and breast disorders		1-2	187	37.8	0	0.0	187	37.6	0	0.0	NE			NE	NE	NE		NE	NE	NE	NE		NE	NE	NE	NE	NE	NE		NE	NE	NE
Reproductive system and breast disorders		3	196	39.6	1	0.5	186	37.3	0	0.0		*	Quasi-complete separation of data points detected.				*	ERROR: The mean parameter is either invalid or at a limit of its range for some observations.			NE		Algorithm converged.	NE	NE	NE		NE		Algorithm converged.	NE	NE
Reproductive system and breast disorders		4-5	112	22.6	0	0.0	125	25.1	0	0.0	NE			NE	NE	NE		NE	NE	NE	NE		NE	NE	NE	NE		NE		NE	NE	NE
Reproductive system and breast disorders	Female genital tract fistula	1-2	187	37.8	0	0.0	187	37.6	0	0.0	NE			NE	NE	NE		NE	NE	NE	NE		NE	NE	NE	NE	NE	NE		NE	NE	NE
Reproductive system and breast disorders	Female genital tract fistula	3	196	39.6	1	0.5	186	37.3	0	0.0		*	Quasi-complete separation of data points detected.				*	ERROR: The mean parameter is either invalid or at a limit of its range for some observations.			NE		Algorithm converged.	NE	NE	NE		NE		Algorithm converged.	NE	NE
Reproductive system and breast disorders	Female genital tract fistula	4-5	112	22.6	0	0.0	125	25.1	0	0.0	NE			NE	NE	NE		NE	NE	NE	NE		NE	NE	NE	NE		NE		NE	NE	NE
Respiratory, thoracic and mediastinal disorders		1-2	187	37.8	6	3.2	187	37.6	3	1.6	2.03		Convergence criterion (GCONV=1E-8) satisfied.	0.50	8.25	0.016		Algorithm converged.	-0.015	0.047	2.00		Algorithm converged.	0.51	7.88	0.3217	0.0233	0.50		Algorithm converged.	0.13	1.97
Respiratory, thoracic and mediastinal disorders		3	196	39.6	3	1.5	186	37.3	9	4.8	0.31		Convergence criterion (GCONV=1E-8) satisfied.	0.08	1.15	-0.033		Algorithm converged.	-0.068	0.002	0.32		Algorithm converged.	0.09	1.15	0.0806		3.16		Algorithm converged.	0.87	11.50
Respiratory, thoracic and mediastinal disorders		4-5	112	22.6	8	7.1	125	25.1	3	2.4	3.13		Convergence criterion (GCONV=1E-8) satisfied.	0.81	12.09	0.047		Algorithm converged.	-0.007	0.102	2.98		Algorithm converged.	0.81	10.94	0.1007		0.34		Algorithm converged.	0.09	1.24
Respiratory, thoracic and mediastinal disorders	Acute respiratory distress syndrome	1-2	187	37.8	0	0.0	187	37.6	0	0.0	NE			NE	NE	NE		NE	NE	NE	NE		NE	NE	NE	NE	NE	NE		NE	NE	NE
Respiratory, thoracic and mediastinal disorders	Acute respiratory distress syndrome	3	196	39.6	0	0.0	186	37.3	1	0.5		*	Quasi-complete separation of data points detected.				*	ERROR: Error in computing the link function, its derivatives, or the variance function.			0.00		Algorithm converged.	0.00	NE	1.0000		>999.99		Algorithm converged.	0.00	NE
Respiratory, thoracic and mediastinal disorders	Acute respiratory distress syndrome	4-5	112	22.6	0	0.0	125	25.1	0	0.0	NE			NE	NE	NE		NE	NE	NE	NE		NE	NE	NE	NE		NE		NE	NE	NE
Respiratory, thoracic and mediastinal disorders	Acute respiratory failure	1-2	187	37.8	0	0.0	187	37.6	0	0.0	NE			NE	NE	NE		NE	NE	NE	NE		NE	NE	NE	NE	NE	NE		NE	NE	NE
Respiratory, thoracic and mediastinal disorders	Acute respiratory failure	3	196	39.6	0	0.0	186	37.3	1	0.5		*	Quasi-complete separation of data points detected.				*	ERROR: Error in computing the link function, its derivatives, or the variance function.			0.00		Algorithm converged.	0.00	NE	1.0000		>999.99		Algorithm converged.	0.00	NE
Respiratory, thoracic and mediastinal disorders	Acute respiratory failure	4-5	112	22.6	0	0.0	125	25.1	0	0.0	NE			NE	NE	NE		NE	NE	NE	NE		NE	NE	NE	NE		NE		NE	NE	NE
Respiratory, thoracic and mediastinal disorders	Chronic obstructive pulmonary disease	1-2	187	37.8	0	0.0	187	37.6	0	0.0	NE			NE	NE	NE		NE	NE	NE	NE		NE	NE	NE	NE	NE	NE		NE	NE	NE
Respiratory, thoracic and mediastinal disorders	Chronic obstructive pulmonary disease	3	196	39.6	0	0.0	186	37.3	0	0.0	NE			NE	NE	NE		NE	NE	NE	NE		NE	NE	NE	NE		NE		NE	NE	NE
Respiratory, thoracic and mediastinal disorders	Chronic obstructive pulmonary disease	4-5	112	22.6	0	0.0	125	25.1	1	0.8		*	Quasi-complete separation of data points detected.				*	WARNING: The relative Hessian convergence criterion of 16.316112867 is greater than the limit of 0.0001. The convergence is questionable.			0.00		Algorithm converged.	0.00	NE	0.9999		>999.99		Algorithm converged.	0.00	NE
Respiratory, thoracic and mediastinal disorders	Cough	1-2	187	37.8	0	0.0	187	37.6	1	0.5		*	Quasi-complete separation of data points detected.				*	ERROR: Error in computing the link function, its derivatives, or the variance function.			0.00		Algorithm converged.	0.00	NE	0.9999	NE	>999.99		Algorithm converged.	0.00	NE
Respiratory, thoracic and mediastinal disorders	Cough	3	196	39.6	0	0.0	186	37.3	0	0.0	NE			NE	NE	NE		NE	NE	NE	NE		NE	NE	NE	NE		NE		NE	NE	NE
Respiratory, thoracic and mediastinal disorders	Cough	4-5	112	22.6	0	0.0	125	25.1	0	0.0	NE			NE	NE	NE		NE	NE	NE	NE		NE	NE	NE	NE		NE		NE	NE	NE
Respiratory, thoracic and mediastinal disorders	Dyspnoea	1-2	187	37.8	2	1.1	187	37.6	0	0.0		*	Quasi-complete separation of data points detected.				*	WARNING: Negative of Hessian not positive definite.			NE		Algorithm converged.	NE	NE	NE	NE	NE		Algorithm converged.	NE	NE
Respiratory, thoracic and mediastinal disorders	Dyspnoea	3	196	39.6	0	0.0	186	37.3	0	0.0	NE			NE	NE	NE		NE	NE	NE	NE		NE	NE	NE	NE		NE		NE	NE	NE
Respiratory, thoracic and mediastinal disorders	Dyspnoea	4-5	112	22.6	2	1.8	125	25.1	0	0.0		*	Quasi-complete separation of data points detected.				*	ERROR: Error in computing the link function, its derivatives, or the variance function.			NE		Algorithm converged.	NE	NE	NE		NE		Algorithm converged.	NE	NE
Respiratory, thoracic and mediastinal disorders	Hypoxia	1-2	187	37.8	0	0.0	187	37.6	0	0.0	NE			NE	NE	NE		NE	NE	NE	NE		NE	NE	NE	NE	NE	NE		NE	NE	NE
Respiratory, thoracic and mediastinal disorders	Hypoxia	3	196	39.6	1	0.5	186	37.3	0	0.0		*	Quasi-complete separation of data points detected.				*	ERROR: The mean parameter is either invalid or at a limit of its range for some observations.			NE		Algorithm converged.	NE	NE	NE		NE		Algorithm converged.	NE	NE
Respiratory, thoracic and mediastinal disorders	Hypoxia	4-5	112	22.6	2	1.8	125	25.1	0	0.0		*	Quasi-complete separation of data points detected.				*	ERROR: The mean parameter is either invalid or at a limit of its range for some observations.			NE		Algorithm converged.	NE	NE	NE		NE		Algorithm converged.	NE	NE

Respiratory, thoracic and mediastinal disorders	Interstitial lung disease	1-2	187	37.8	0	0.0	187	37.6	1	0.5		*	Quasi-complete separation of data points detected.				*	ERROR: Error in computing the link function, its derivatives, or the variance function.			0.00		Algorithm converged.	0.00	NE	0.9999	NE	>999.99		Algorithm converged.	0.00	NE
Respiratory, thoracic and mediastinal disorders	Interstitial lung disease	3	196	39.6	0	0.0	186	37.3	2	1.1		*	Quasi-complete separation of data points detected.				*	ERROR: Error in computing the link function, its derivatives, or the variance function.			0.00		Algorithm converged.	0.00	NE	0.9999		>999.99		Algorithm converged.	0.00	NE
Respiratory, thoracic and mediastinal disorders	Interstitial lung disease	4-5	112	22.6	0	0.0	125	25.1	0	0.0	NE			NE	NE	NE		NE	NE	NE	NE		NE	NE	NE	NE		NE		NE	NE	NE
Respiratory, thoracic and mediastinal disorders	Laryngeal obstruction	1-2	187	37.8	0	0.0	187	37.6	0	0.0	NE			NE	NE	NE		NE	NE	NE	NE		NE	NE	NE	NE	NE	NE		NE	NE	NE
Respiratory, thoracic and mediastinal disorders	Laryngeal obstruction	3	196	39.6	0	0.0	186	37.3	0	0.0	NE			NE	NE	NE		NE	NE	NE	NE		NE	NE	NE	NE		NE		NE	NE	NE
Respiratory, thoracic and mediastinal disorders	Laryngeal obstruction	4-5	112	22.6	1	0.9	125	25.1	0	0.0		*	Quasi-complete separation of data points detected.				*	WARNING: The relative Hessian convergence criterion of 18.712481934 is greater than the limit of 0.0001. The convergence is questionable.			NE		Algorithm converged.	NE	NE	NE		NE		Algorithm converged.	NE	NE
Respiratory, thoracic and mediastinal disorders	Lung disorder	1-2	187	37.8	1	0.5	187	37.6	0	0.0		*	Quasi-complete separation of data points detected.				*	ERROR: The mean parameter is either invalid or at a limit of its range for some observations.			NE		Algorithm converged.	NE	NE	NE	NE	NE		Algorithm converged.	NE	NE
Respiratory, thoracic and mediastinal disorders	Lung disorder	3	196	39.6	0	0.0	186	37.3	0	0.0	NE			NE	NE	NE		NE	NE	NE	NE		NE	NE	NE	NE		NE		NE	NE	NE
Respiratory, thoracic and mediastinal disorders	Lung disorder	4-5	112	22.6	0	0.0	125	25.1	0	0.0	NE			NE	NE	NE		NE	NE	NE	NE		NE	NE	NE	NE		NE		NE	NE	NE
Respiratory, thoracic and mediastinal disorders	Oropharyngeal pain	1-2	187	37.8	0	0.0	187	37.6	0	0.0	NE			NE	NE	NE		NE	NE	NE	NE		NE	NE	NE	NE	NE	NE		NE	NE	NE
Respiratory, thoracic and mediastinal disorders	Oropharyngeal pain	3	196	39.6	0	0.0	186	37.3	1	0.5		*	Quasi-complete separation of data points detected.				*	ERROR: Error in computing the link function, its derivatives, or the variance function.			0.00		Algorithm converged.	0.00	NE	1.0000		>999.99		Algorithm converged.	0.00	NE
Respiratory, thoracic and mediastinal disorders	Oropharyngeal pain	4-5	112	22.6	1	0.9	125	25.1	0	0.0		*	Quasi-complete separation of data points detected.				*	WARNING: The relative Hessian convergence criterion of 18.712481934 is greater than the limit of 0.0001. The convergence is questionable.			NE		Algorithm converged.	NE	NE	NE		NE		Algorithm converged.	NE	NE
Respiratory, thoracic and mediastinal disorders	Pleural effusion	1-2	187	37.8	0	0.0	187	37.6	0	0.0	NE			NE	NE	NE		NE	NE	NE	NE		NE	NE	NE	NE	NE	NE		NE	NE	NE
Respiratory, thoracic and mediastinal disorders	Pleural effusion	3	196	39.6	1	0.5	186	37.3	1	0.5	0.95		Convergence criterion (GCONV=1E-8) satisfied.	0.06	15.28	0.000		Algorithm converged.	-0.015	0.014	0.95		Algorithm converged.	0.06	15.06	0.9704		1.05		Algorithm converged.	0.07	16.72
Respiratory, thoracic and mediastinal disorders	Pleural effusion	4-5	112	22.6	0	0.0	125	25.1	0	0.0	NE			NE	NE	NE		NE	NE	NE	NE		NE	NE	NE	NE		NE		NE	NE	NE
Respiratory, thoracic and mediastinal disorders	Pneumonitis	1-2	187	37.8	1	0.5	187	37.6	1	0.5	1.00		Convergence criterion (GCONV=1E-8) satisfied.	0.06	16.11	0.000		Algorithm converged.	-0.015	0.015	1.00		Algorithm converged.	0.06	15.87	1.0000	0.6133	1.00		Algorithm converged.	0.06	15.87
Respiratory, thoracic and mediastinal disorders	Pneumonitis	3	196	39.6	0	0.0	186	37.3	0	0.0	NE			NE	NE	NE		NE	NE	NE	NE		NE	NE	NE	NE		NE		NE	NE	NE
Respiratory, thoracic and mediastinal disorders	Pneumonitis	4-5	112	22.6	0	0.0	125	25.1	1	0.8		*	Quasi-complete separation of data points detected.				*	WARNING: The relative Hessian convergence criterion of 16.316112867 is greater than the limit of 0.0001. The convergence is questionable.			0.00		Algorithm converged.	0.00	NE	0.9999		>999.99		Algorithm converged.	0.00	NE
Respiratory, thoracic and mediastinal disorders	Pneumothorax	1-2	187	37.8	0	0.0	187	37.6	0	0.0	NE			NE	NE	NE		NE	NE	NE	NE		NE	NE	NE	NE	NE	NE		NE	NE	NE
Respiratory, thoracic and mediastinal disorders	Pneumothorax	3	196	39.6	0	0.0	186	37.3	0	0.0	NE			NE	NE	NE		NE	NE	NE	NE		NE	NE	NE	NE		NE		NE	NE	NE
Respiratory, thoracic and mediastinal disorders	Pneumothorax	4-5	112	22.6	0	0.0	125	25.1	1	0.8		*	Quasi-complete separation of data points detected.				*	WARNING: The relative Hessian convergence criterion of 16.316112867 is greater than the limit of 0.0001. The convergence is questionable.			0.00		Algorithm converged.	0.00	NE	0.9999		>999.99		Algorithm converged.	0.00	NE
Respiratory, thoracic and mediastinal disorders	Pulmonary embolism	1-2	187	37.8	1	0.5	187	37.6	0	0.0		*	Quasi-complete separation of data points detected.				*	WARNING: Negative of Hessian not positive definite.			NE		Algorithm converged.	NE	NE	NE	0.3021	NE		Algorithm converged.	NE	NE
Respiratory, thoracic and mediastinal disorders	Pulmonary embolism	3	196	39.6	1	0.5	186	37.3	1	0.5	0.95		Convergence criterion (GCONV=1E-8) satisfied.	0.06	15.28	0.000		Algorithm converged.	-0.015	0.014	0.95		Algorithm converged.	0.06	15.06	0.9704		1.05		Algorithm converged.	0.07	16.72
Respiratory, thoracic and mediastinal disorders	Pulmonary embolism	4-5	112	22.6	2	1.8	125	25.1	0	0.0		*	Quasi-complete separation of data points detected.				*	ERROR: Error in computing the link function, its derivatives, or the variance function.			NE		Algorithm converged.	NE	NE	NE		NE		Algorithm converged.	NE	NE
Respiratory, thoracic and mediastinal disorders	Pulmonary oedema	1-2	187	37.8	1	0.5	187	37.6	0	0.0		*	Quasi-complete separation of data points detected.				*	WARNING: Negative of Hessian not positive definite.			NE		Algorithm converged.	NE	NE	NE	NE	NE		Algorithm converged.	NE	NE
Respiratory, thoracic and mediastinal disorders	Pulmonary oedema	3	196	39.6	0	0.0	186	37.3	0	0.0	NE			NE	NE	NE		NE	NE	NE	NE		NE	NE	NE	NE		NE		NE	NE	NE
Respiratory, thoracic and mediastinal disorders	Pulmonary oedema	4-5	112	22.6	0	0.0	125	25.1	0	0.0	NE			NE	NE	NE		NE	NE	NE	NE		NE	NE	NE	NE		NE		NE	NE	NE
Respiratory, thoracic and mediastinal disorders	Respiratory failure	1-2	187	37.8	1	0.5	187	37.6	0	0.0		*	Quasi-complete separation of data points detected.				*	ERROR: The mean parameter is either invalid or at a limit of its range for some observations.			NE		Algorithm converged.	NE	NE	NE	0.1372	NE		Algorithm converged.	NE	NE
Respiratory, thoracic and mediastinal disorders	Respiratory failure	3	196	39.6	0	0.0	186	37.3	1	0.5		*	Quasi-complete separation of data points detected.				*	ERROR: Error in computing the link function, its derivatives, or the variance function.			0.00		Algorithm converged.	0.00	NE	1.0000		>999.99		Algorithm converged.	0.00	NE
Respiratory, thoracic and mediastinal disorders	Respiratory failure	4-5	112	22.6	1	0.9	125	25.1	0	0.0		*	Quasi-complete separation of data points detected.				*	WARNING: The relative Hessian convergence criterion of 18.712482 is greater than the limit of 0.0001. The convergence is questionable.			NE		Algorithm converged.	NE	NE	NE		NE		Algorithm converged.	NE	NE
Respiratory, thoracic and mediastinal disorders	Tachypnoea	1-2	187	37.8	0	0.0	187	37.6	0	0.0	NE			NE	NE	NE		NE	NE	NE	NE		NE	NE	NE	NE	NE	NE		NE	NE	NE
Respiratory, thoracic and mediastinal disorders	Tachypnoea	3	196	39.6	0	0.0	186	37.3	1	0.5		*	Quasi-complete separation of data points detected.				*	ERROR: Error in computing the link function, its derivatives, or the variance function.			0.00		Algorithm converged.	0.00	NE	1.0000		>999.99		Algorithm converged.	0.00	NE
Respiratory, thoracic and mediastinal disorders	Tachypnoea	4-5	112	22.6	0	0.0	125	25.1	0	0.0	NE			NE	NE	NE		NE	NE	NE	NE		NE	NE	NE	NE		NE		NE	NE	NE
Skin and subcutaneous tissue disorders		1-2	187	37.8	0	0.0	187	37.6	0	0.0	NE			NE	NE	NE		NE	NE	NE	NE		NE	NE	NE	NE	NE	NE		NE	NE	NE
Skin and subcutaneous tissue disorders		3	196	39.6	0	0.0	186	37.3	0	0.0	NE			NE	NE	NE		NE	NE	NE	NE		NE	NE	NE	NE		NE		NE	NE	NE
Skin and subcutaneous tissue disorders		4-5	112	22.6	0	0.0	125	25.1	1	0.8		*	Quasi-complete separation of data points detected.				*	WARNING: The relative Hessian convergence criterion of 16.31611281 is greater than the limit of 0.0001. The convergence is questionable.			0.00		Algorithm converged.	0.00	NE	0.9999		>999.99		Algorithm converged.	0.00	NE
Skin and subcutaneous tissue disorders	Decubitus ulcer	1-2	187	37.8	0	0.0	187	37.6	0	0.0	NE			NE	NE	NE		NE	NE	NE	NE		NE	NE	NE	NE	NE	NE		NE	NE	NE
Skin and subcutaneous tissue disorders	Decubitus ulcer	3	196	39.6	0	0.0	186	37.3	0	0.0	NE			NE	NE	NE		NE	NE	NE	NE		NE	NE	NE	NE		NE		NE	NE	NE
Skin and subcutaneous tissue disorders	Decubitus ulcer	4-5	112	22.6	0	0.0	125	25.1	1	0.8		*	Quasi-complete separation of data points detected.				*	WARNING: The relative Hessian convergence criterion of 16.31611281 is greater than the limit of 0.0001. The convergence is questionable.			0.00		Algorithm converged.	0.00	NE	0.9999		>999.99		Algorithm converged.	0.00	NE
Vascular disorders		1-2	187	37.8	4	2.1	187	37.6	2	1.1	2.02		Convergence criterion (GCONV=1E-8) satisfied.	0.37	11.17	0.011		Algorithm converged.	-0.015	0.036	2.00		Algorithm converged.	0.37	10.79	0.4202	0.0945	0.50		Algorithm converged.	0.09	2.70
Vascular disorders		3	196	39.6	3	1.5	186	37.3	2	1.1	1.43		Convergence criterion (GCONV=1E-8) satisfied.	0.24	8.65	0.005		Algorithm converged.	-0.018	0.027	1.42		Algorithm converged.	0.24	8.42	0.6971		0.70		Algorithm converged.	0.12	4.16
Vascular disorders		4-5	112	22.6	0	0.0	125	25.1	3	2.4		*	Quasi-complete separation of data points detected.				*	WARNING: The relative Hessian convergence criterion of 7.6329170858 is greater than the limit of 0.0001. The convergence is questionable.			0.00		Algorithm converged.	0.00	NE	0.9999		>999.99		Algorithm converged.	0.00	NE
Vascular disorders	Deep vein thrombosis	1-2	187	37.8	0	0.0	187	37.6	0	0.0	NE			NE	NE	NE		NE	NE	NE	NE		NE	NE	NE	NE	NE	NE		NE	NE	NE
Vascular disorders	Deep vein thrombosis	3	196	39.6	0	0.0	186	37.3	1	0.5		*	Quasi-complete separation of data points detected.				*	ERROR: Error in computing the link function, its derivatives, or the variance function.			0.00		Algorithm converged.	0.00	NE	1.0000		>999.99		Algorithm converged.	0.00	NE
Vascular disorders	Deep vein thrombosis	4-5	112	22.6	0	0.0	125	25.1	0	0.0	NE			NE	NE	NE		NE	NE	NE	NE		NE	NE	NE	NE		NE		NE	NE	NE
Vascular disorders	Embolism	1-2	187	37.8	1	0.5	187	37.6	1	0.5	1.00		Convergence criterion (GCONV=1E-8) satisfied.	0.06	16.11	0.000		Algorithm converged.	-0.015	0.015	1.00		Algorithm converged.	0.06	15.87	1.0000	NE	1.00		Algorithm converged.	0.06	15.87
Vascular disorders	Embolism	3	196	39.6	0	0.0	186	37.3	0	0.0	NE			NE	NE	NE		NE	NE	NE	NE		NE	NE	NE	NE		NE		NE	NE	NE
Vascular disorders	Embolism	4-5	112	22.6	0	0.0	125	25.1	0	0.0	NE			NE	NE	NE		NE	NE	NE	NE		NE	NE	NE	NE		NE		NE	NE	NE
Vascular disorders	Haemorrhage	1-2	187	37.8	0	0.0	187	37.6	0	0.0	NE			NE	NE	NE		NE	NE	NE	NE		NE	NE	NE	NE	NE	NE		NE	NE	NE
Vascular disorders	Haemorrhage	3	196	39.6	0	0.0	186	37.3	0	0.0	NE			NE	NE	NE		NE	NE	NE	NE		NE	NE	NE	NE		NE		NE	NE	NE
Vascular disorders	Haemorrhage	4-5	112	22.6	0	0.0	125	25.1	1	0.8		*	Quasi-complete separation of data points detected.				*	WARNING: The relative Hessian convergence criterion of 16.31611281 is greater than the limit of 0.0001. The convergence is questionable.			0.00		Algorithm converged.	0.00	NE	0.9999		>999.99		Algorithm converged.	0.00	NE
Vascular disorders	Hypertension	1-2	187	37.8	1	0.5	187	37.6	1	0.5	1.00		Convergence criterion (GCONV=1E-8) satisfied.	0.06	16.11	0.000		Algorithm converged.	-0.015	0.015	1.00		Algorithm converged.	0.06	15.87	1.0000	NE	1.00		Algorithm converged.	0.06	15.87
Vascular disorders	Hypertension	3	196	39.6	0	0.0	186	37.3	0	0.0	NE			NE	NE	NE		NE	NE	NE	NE		NE	NE	NE	NE		NE		NE	NE	NE
Vascular disorders	Hypertension	4-5	112	22.6	0	0.0	125	25.1	0	0.0	NE			NE	NE	NE		NE	NE	NE	NE		NE	NE	NE	NE		NE		NE	NE	NE
Vascular disorders	Hypotension	1-2	187	37.8	0	0.0	187	37.6	0	0.0	NE			NE	NE	NE		NE	NE	NE	NE		NE	NE	NE	NE	0.6235	NE		NE	NE	NE
Vascular disorders	Hypotension	3	196	39.6	1	0.5	186	37.3	1	0.5	0.95		Convergence criterion (GCONV=1E-8) satisfied.	0.06	15.28	0.000		Algorithm converged.	-0.015	0.014	0.95		Algorithm converged.	0.06	15.06	0.9704		1.05		Algorithm converged.	0.07	16.72
Vascular disorders	Hypotension	4-5	112	22.6	0	0.0	125	25.1	1	0.8		*	Quasi-complete separation of data points detected.				*	WARNING: The relative Hessian convergence criterion of 16.316112867 is greater than the limit of 0.0001. The convergence is questionable.			0.00		Algorithm converged.	0.00	NE	0.9999		>999.99		Algorithm converged.	0.00	NE
Vascular disorders	Hypovolaemic shock	1-2	187	37.8	0	0.0	187	37.6	0	0.0	NE			NE	NE	NE		NE	NE	NE	NE		NE	NE	NE	NE	NE	NE		NE	NE	NE
Vascular disorders	Hypovolaemic shock	3	196	39.6	0	0.0	186	37.3	0	0.0	NE			NE	NE	NE		NE	NE	NE	NE		NE	NE	NE	NE		NE		NE	NE	NE
Vascular disorders	Hypovolaemic shock	4-5	112	22.6	0	0.0	125	25.1	1	0.8		*	Quasi-complete separation of data points detected.				*	WARNING: The relative Hessian convergence criterion of 16.316112867 is greater than the limit of 0.0001. The convergence is questionable.			0.00		Algorithm converged.	0.00	NE	0.9999		>999.99		Algorithm converged.	0.00	NE
Vascular disorders	Peripheral embolism	1-2	187	37.8	0	0.0	187	37.6	0	0.0	NE			NE	NE	NE		NE	NE	NE	NE		NE	NE	NE	NE	NE	NE		NE	NE	NE
Vascular disorders	Peripheral embolism	3	196	39.6	1	0.5	186	37.3	0	0.0		*	Quasi-complete separation of data points detected.				*	ERROR: The mean parameter is either invalid or at a limit of its range for some observations.			NE		Algorithm converged.	NE	NE	NE		NE		Algorithm converged.	NE	NE
Vascular disorders	Peripheral embolism	4-5	112	22.6	0	0.0	125	25.1	0	0.0	NE			NE	NE	NE		NE	NE	NE	NE		NE	NE	NE	NE		NE		NE	NE	NE
Vascular disorders	Peripheral ischaemia	1-2	187	37.8	0	0.0	187	37.6	0	0.0	NE			NE	NE	NE		NE	NE	NE	NE		NE	NE	NE	NE	NE	NE		NE	NE	NE
Vascular disorders	Peripheral ischaemia	3	196	39.6	0	0.0	186	37.3	0	0.0	NE			NE	NE	NE		NE	NE	NE	NE		NE	NE	NE	NE		NE		NE	NE	NE
Vascular disorders	Peripheral ischaemia	4-5	112	22.6	0	0.0	125	25.1	1	0.8		*	Quasi-complete separation of data points detected.				*	WARNING: The relative Hessian convergence criterion of 16.31611281 is greater than the limit of 0.0001. The convergence is questionable.			0.00		Algorithm converged.	0.00	NE	0.9999		>999.99		Algorithm converged.	0.00	NE
Vascular disorders	Thrombosis	1-2	187	37.8	1	0.5	187	37.6	0	0.0		*	Quasi-complete separation of data points detected.				*	WARNING: Negative of Hessian not positive definite.			NE		Algorithm converged.	NE	NE	NE	NE	NE		Algorithm converged.	NE	NE
Vascular disorders	Thrombosis	3	196	39.6	1	0.5	186	37.3	0	0.0		*	Quasi-complete separation of data points detected.				*	ERROR: The mean parameter is either invalid or at a limit of its range for some observations.			NE		Algorithm converged.	NE	NE	NE		NE		Algorithm converged.	NE	NE
Vascular disorders	Thrombosis	4-5	112	22.6	0	0.0	125	25.1	0	0.0	NE			NE	NE	NE		NE	NE	NE	NE		NE	NE	NE	NE		NE		NE	NE	NE
Vascular disorders	Venous thrombosis	1-2	187	37.8	1	0.5	187	37.6	0	0.0		*	Quasi-complete separation of data points detected.				*	WARNING: Negative of Hessian not positive definite.			NE		Algorithm converged.	NE	NE	NE	NE	NE		Algorithm converged.	NE	NE
Vascular disorders	Venous thrombosis	3	196	39.6	0	0.0	186	37.3	0	0.0	NE			NE	NE	NE		NE	NE	NE	NE		NE	NE	NE	NE		NE		NE	NE	NE
Vascular disorders	Venous thrombosis	4-5	112	22.6	0	0.0	125	25.1	0	0.0	NE			NE	NE	NE		NE	NE	NE	NE		NE	NE	NE	NE		NE		NE	NE	NE

Includes treatment-emergent AEs during AE reporting period only, which is defined as new or worsening AE from the first dose of any study drug through 90 days after the last dose of any study drug or prior to NALT, whichever is earlier.
Test for interaction based on RR (Log-binomial regression)
* indicates convergence problem. Result is uninterpretable.
Clinical cut-off: 15JUN2022

Program: root/clinical_studies/RO5541077/CDPT7884/GO39942/data_analysis/ACE_FINAL_OS/prod/program/t_ae_raw_soc.sas
Output: root/clinical_studies/RO5541077/CDPT7884/GO39942/data_analysis/ACE_FINAL_OS/prod/output/t_ae_raw_soc_sg2_SAE_SE_POOLED_15JUN2022_39942.xls
08FEB2023 18:48

POPULATION: Global and China Extension Population, Safety-Evaluable Population
ENDPOINT: Any SAEs
MODEL: Unstratified analysis
STUDY: GO39942
Dichotomous Analysis by Subgroups (Safety)

Geographic region

			Polatuzumab Vedotin + R-CHP (N=495)				R-CHOP (N=498)				Polatuzumab Vedotin + R-CHP vs. R-CHOP																	R-CHOP vs. Polatuzumab Vedotin + R-CHP				
			Patients		Patients with Event		Patients		Patients with Event		Odds Ratio					Absolute Risk Difference					Relative Risk							Relative Risk				
MedDRA System Organ Class	MedDRA Preferred Term	Level	n	%	n	%	n	%	n	%	Odds Ratio		Convergence Reason	95% Lower CL	95% Upper CL	Absolute Risk		Convergence Reason	95% Lower CL	95% Upper CL	Relative Risk		Convergence Reason	95% Lower CL	95% Upper CL	p-value (Wald)	Interaction Test p-value (likelihood ratio)	Relative Risk		Convergence Reason	95% Lower CL	95% Upper CL
Blood and lymphatic system disorders		Western Europe/United States/Canada/Australia	298	60.2	35	11.7	300	60.2	20	6.7	1.86		Convergence criterion (GCONV=1E-8) satisfied.	1.05	3.31	0.051		Algorithm converged.	0.005	0.097	1.76		Algorithm converged.	1.04	2.98	0.0347	0.2224	0.57		Algorithm converged.	0.34	0.96
Blood and lymphatic system disorders		Asia	140	28.3	15	10.7	139	27.9	15	10.8	0.99		Convergence criterion (GCONV=1E-8) satisfied.	0.47	2.12	-0.001		Algorithm converged.	-0.073	0.072	0.99		Algorithm converged.	0.50	1.95	0.9834		1.01		Algorithm converged.	0.51	1.98
Blood and lymphatic system disorders		Rest of World	57	11.5	8	14.0	59	11.8	10	16.9	0.80		Convergence criterion (GCONV=1E-8) satisfied.	0.29	2.20	-0.029		Algorithm converged.	-0.161	0.102	0.83		Algorithm converged.	0.35	1.95	0.6656		1.21		Algorithm converged.	0.51	2.84
Blood and lymphatic system disorders	Agranulocytosis	Western Europe/United States/Canada/Australia	298	60.2	0	0.0	300	60.2	1	0.3		*	Quasi-complete separation of data points detected.				*	ERROR: The mean parameter is either invalid or at a limit of its range for some observations.			0.00		Algorithm converged.	0.00	NE	0.9999	NE	>999.99		Algorithm converged.	0.00	NE
Blood and lymphatic system disorders	Agranulocytosis	Asia	140	28.3	0	0.0	139	27.9	0	0.0	NE			NE	NE	NE		NE	NE	NE	NE		NE	NE	NE	NE		NE		NE	NE	NE
Blood and lymphatic system disorders	Agranulocytosis	Rest of World	57	11.5	0	0.0	59	11.8	0	0.0	NE			NE	NE	NE		NE	NE	NE	NE		NE	NE	NE	NE		NE		NE	NE	NE
Blood and lymphatic system disorders	Anaemia	Western Europe/United States/Canada/Australia	298	60.2	3	1.0	300	60.2	1	0.3	3.04		Convergence criterion (GCONV=1E-8) satisfied.	0.31	29.39	0.007		Algorithm converged.	-0.006	0.020	3.02		Algorithm converged.	0.32	28.87	0.3372	0.1888	0.33		Algorithm converged.	0.03	3.17
Blood and lymphatic system disorders	Anaemia	Asia	140	28.3	1	0.7	139	27.9	3	2.2	0.33		Convergence criterion (GCONV=1E-8) satisfied.	0.03	3.17	-0.014		Algorithm converged.	-0.042	0.013	0.33		Algorithm converged.	0.03	3.14	0.3356		3.02		Algorithm converged.	0.32	28.70
Blood and lymphatic system disorders	Anaemia	Rest of World	57	11.5	1	1.8	59	11.8	4	6.8	0.25		Convergence criterion (GCONV=1E-8) satisfied.	0.03	2.27	-0.050		Algorithm converged.	-0.123	0.022	0.26		Algorithm converged.	0.03	2.25	0.2201		3.86		Algorithm converged.	0.45	33.54
Blood and lymphatic system disorders	Febrile bone marrow aplasia	Western Europe/United States/Canada/Australia	298	60.2	1	0.3	300	60.2	1	0.3	1.01		Convergence criterion (GCONV=1E-8) satisfied.	0.06	16.17	0.000		Algorithm converged.	-0.009	0.009	1.01		Algorithm converged.	0.06	16.02	0.9962	1.0000	0.99		Algorithm converged.	0.06	15.81
Blood and lymphatic system disorders	Febrile bone marrow aplasia	Asia	140	28.3	0	0.0	139	27.9	0	0.0	NE			NE	NE	NE		NE	NE	NE	NE		NE	NE	NE	NE		NE		NE	NE	NE
Blood and lymphatic system disorders	Febrile bone marrow aplasia	Rest of World	57	11.5	0	0.0	59	11.8	0	0.0	NE			NE	NE	NE		NE	NE	NE	NE		NE	NE	NE	NE		NE		NE	NE	NE
Blood and lymphatic system disorders	Febrile neutropenia	Western Europe/United States/Canada/Australia	298	60.2	30	10.1	300	60.2	17	5.7	1.86		Convergence criterion (GCONV=1E-8) satisfied.	1.00	3.46	0.044		Algorithm converged.	0.001	0.087	1.78		Algorithm converged.	1.00	3.15	0.0493	0.5108	0.56		Algorithm converged.	0.32	1.00
Blood and lymphatic system disorders	Febrile neutropenia	Asia	140	28.3	10	7.1	139	27.9	10	7.2	0.99		Convergence criterion (GCONV=1E-8) satisfied.	0.40	2.46	-0.001		Algorithm converged.	-0.061	0.060	0.99		Algorithm converged.	0.43	2.31	0.9867		1.01		Algorithm converged.	0.43	2.34
Blood and lymphatic system disorders	Febrile neutropenia	Rest of World	57	11.5	7	12.3	59	11.8	4	6.8	1.92		Convergence criterion (GCONV=1E-8) satisfied.	0.53	6.97	0.055		Algorithm converged.	-0.052	0.162	1.81		Algorithm converged.	0.56	5.86	0.3210		0.55		Algorithm converged.	0.17	1.78
Blood and lymphatic system disorders	Leukopenia	Western Europe/United States/Canada/Australia	298	60.2	0	0.0	300	60.2	2	0.7		*	Quasi-complete separation of data points detected.				*	ERROR: The mean parameter is either invalid or at a limit of its range for some observations.			0.00		Algorithm converged.	0.00	NE	0.9999	NE	>999.99		Algorithm converged.	0.00	NE
Blood and lymphatic system disorders	Leukopenia	Asia	140	28.3	0	0.0	139	27.9	0	0.0	NE			NE	NE	NE		NE	NE	NE	NE		NE	NE	NE	NE		NE		NE	NE	NE
Blood and lymphatic system disorders	Leukopenia	Rest of World	57	11.5	0	0.0	59	11.8	0	0.0	NE			NE	NE	NE		NE	NE	NE	NE		NE	NE	NE	NE		NE		NE	NE	NE
Blood and lymphatic system disorders	Myelosuppression	Western Europe/United States/Canada/Australia	298	60.2	0	0.0	300	60.2	0	0.0	NE			NE	NE	NE		NE	NE	NE	NE		NE	NE	NE	NE	NE	NE		NE	NE	NE
Blood and lymphatic system disorders	Myelosuppression	Asia	140	28.3	4	2.9	139	27.9	0	0.0		*	Quasi-complete separation of data points detected.				*	ERROR: The mean parameter is either invalid or at a limit of its range for some observations.			NE		Algorithm converged.	NE	NE	NE		NE		Algorithm converged.	NE	NE
Blood and lymphatic system disorders	Myelosuppression	Rest of World	57	11.5	0	0.0	59	11.8	0	0.0	NE			NE	NE	NE		NE	NE	NE	NE		NE	NE	NE	NE		NE		NE	NE	NE
Blood and lymphatic system disorders	Neutropenia	Western Europe/United States/Canada/Australia	298	60.2	3	1.0	300	60.2	1	0.3	3.04		Convergence criterion (GCONV=1E-8) satisfied.	0.31	29.39	0.007		Algorithm converged.	-0.006	0.020	3.02		Algorithm converged.	0.32	28.87	0.3372	0.0763	0.33		Algorithm converged.	0.03	3.17
Blood and lymphatic system disorders	Neutropenia	Asia	140	28.3	1	0.7	139	27.9	2	1.4	0.49		Convergence criterion (GCONV=1E-8) satisfied.	0.04	5.50	-0.007		Algorithm converged.	-0.031	0.017	0.50		Algorithm converged.	0.05	5.41	0.5656		2.01		Algorithm converged.	0.18	21.96
Blood and lymphatic system disorders	Neutropenia	Rest of World	57	11.5	0	0.0	59	11.8	3	5.1		*	Quasi-complete separation of data points detected.				*	WARNING: The relative Hessian convergence criterion of 4.7626321486 is greater than the limit of 0.0001. The convergence is questionable.			0.00		Algorithm converged.	0.00	NE	0.9999		>999.99		Algorithm converged.	0.00	NE
Blood and lymphatic system disorders	Thrombocytopenia	Western Europe/United States/Canada/Australia	298	60.2	0	0.0	300	60.2	0	0.0	NE			NE	NE	NE		NE	NE	NE	NE		NE	NE	NE	NE	NE	NE		NE	NE	NE
Blood and lymphatic system disorders	Thrombocytopenia	Asia	140	28.3	0	0.0	139	27.9	1	0.7		*	Quasi-complete separation of data points detected.				*	WARNING: The relative Hessian convergence criterion of 19.480043296 is greater than the limit of 0.0001. The convergence is questionable.			0.00		Algorithm converged.	0.00	NE	0.9999		>999.99		Algorithm converged.	0.00	NE
Blood and lymphatic system disorders	Thrombocytopenia	Rest of World	57	11.5	1	1.8	59	11.8	0	0.0		*	Quasi-complete separation of data points detected.				*	ERROR: Error in computing the link function, its derivatives, or the variance function.			NE		Algorithm converged.	NE	NE	NE		NE		Algorithm converged.	NE	NE
Cardiac disorders		Western Europe/United States/Canada/Australia	298	60.2	3	1.0	300	60.2	5	1.7	0.60		Convergence criterion (GCONV=1E-8) satisfied.	0.14	2.53	-0.007		Algorithm converged.	-0.025	0.012	0.60		Algorithm converged.	0.15	2.50	0.4873	0.5577	1.66		Algorithm converged.	0.40	6.87
Cardiac disorders		Asia	140	28.3	1	0.7	139	27.9	4	2.9	0.24		Convergence criterion (GCONV=1E-8) satisfied.	0.03	2.20	-0.022		Algorithm converged.	-0.053	0.009	0.25		Algorithm converged.	0.03	2.19	0.2100		4.03		Algorithm converged.	0.46	35.59
Cardiac disorders		Rest of World	57	11.5	0	0.0	59	11.8	1	1.7		*	Quasi-complete separation of data points detected.				*	WARNING: The relative Hessian convergence criterion of 10.540168601 is greater than the limit of 0.0001. The convergence is questionable.			0.00		Algorithm converged.	0.00	NE	0.9999		>999.99		Algorithm converged.	0.00	NE
Cardiac disorders	Atrial fibrillation	Western Europe/United States/Canada/Australia	298	60.2	1	0.3	300	60.2	1	0.3	1.01		Convergence criterion (GCONV=1E-8) satisfied.	0.06	16.17	0.000		Algorithm converged.	-0.009	0.009	1.01		Algorithm converged.	0.06	16.02	0.9962	0.4178	0.99		Algorithm converged.	0.06	15.81
Cardiac disorders	Atrial fibrillation	Asia	140	28.3	0	0.0	139	27.9	2	1.4		*	Quasi-complete separation of data points detected.				*	WARNING: The relative Hessian convergence criterion of 12.308584972 is greater than the limit of 0.0001. The convergence is questionable.			0.00		Algorithm converged.	0.00	NE	0.9999		>999.99		Algorithm converged.	0.00	NE
Cardiac disorders	Atrial fibrillation	Rest of World	57	11.5	0	0.0	59	11.8	0	0.0	NE			NE	NE	NE		NE	NE	NE	NE		NE	NE	NE	NE		NE		NE	NE	NE
Cardiac disorders	Atrial flutter	Western Europe/United States/Canada/Australia	298	60.2	1	0.3	300	60.2	1	0.3	1.01		Convergence criterion (GCONV=1E-8) satisfied.	0.06	16.17	0.000		Algorithm converged.	-0.009	0.009	1.01		Algorithm converged.	0.06	16.02	0.9962	1.0000	0.99		Algorithm converged.	0.06	15.81
Cardiac disorders	Atrial flutter	Asia	140	28.3	0	0.0	139	27.9	0	0.0	NE			NE	NE	NE		NE	NE	NE	NE		NE	NE	NE	NE		NE		NE	NE	NE
Cardiac disorders	Atrial flutter	Rest of World	57	11.5	0	0.0	59	11.8	0	0.0	NE			NE	NE	NE		NE	NE	NE	NE		NE	NE	NE	NE		NE		NE	NE	NE
Cardiac disorders	Atrioventricular block complete	Western Europe/United States/Canada/Australia	298	60.2	0	0.0	300	60.2	1	0.3		*	Quasi-complete separation of data points detected.				*	ERROR: The mean parameter is either invalid or at a limit of its range for some observations.			0.00		Algorithm converged.	0.00	NE	0.9999	NE	>999.99		Algorithm converged.	0.00	NE
Cardiac disorders	Atrioventricular block complete	Asia	140	28.3	0	0.0	139	27.9	0	0.0	NE			NE	NE	NE		NE	NE	NE	NE		NE	NE	NE	NE		NE		NE	NE	NE
Cardiac disorders	Atrioventricular block complete	Rest of World	57	11.5	0	0.0	59	11.8	0	0.0	NE			NE	NE	NE		NE	NE	NE	NE		NE	NE	NE	NE		NE		NE	NE	NE
Cardiac disorders	Cardiac failure congestive	Western Europe/United States/Canada/Australia	298	60.2	0	0.0	300	60.2	2	0.7		*	Quasi-complete separation of data points detected.				*	ERROR: The mean parameter is either invalid or at a limit of its range for some observations.			0.00		Algorithm converged.	0.00	NE	0.9999	NE	>999.99		Algorithm converged.	0.00	NE
Cardiac disorders	Cardiac failure congestive	Asia	140	28.3	0	0.0	139	27.9	0	0.0	NE			NE	NE	NE		NE	NE	NE	NE		NE	NE	NE	NE		NE		NE	NE	NE
Cardiac disorders	Cardiac failure congestive	Rest of World	57	11.5	0	0.0	59	11.8	0	0.0	NE			NE	NE	NE		NE	NE	NE	NE		NE	NE	NE	NE		NE		NE	NE	NE
Cardiac disorders	Left ventricular dysfunction	Western Europe/United States/Canada/Australia	298	60.2	0	0.0	300	60.2	0	0.0	NE			NE	NE	NE		NE	NE	NE	NE		NE	NE	NE	NE	NE	NE		NE	NE	NE
Cardiac disorders	Left ventricular dysfunction	Asia	140	28.3	0	0.0	139	27.9	1	0.7		*	Quasi-complete separation of data points detected.				*	WARNING: The relative Hessian convergence criterion of 19.480043296 is greater than the limit of 0.0001. The convergence is questionable.			0.00		Algorithm converged.	0.00	NE	0.9999		>999.99		Algorithm converged.	0.00	NE
Cardiac disorders	Left ventricular dysfunction	Rest of World	57	11.5	0	0.0	59	11.8	0	0.0	NE			NE	NE	NE		NE	NE	NE	NE		NE	NE	NE	NE		NE		NE	NE	NE
Cardiac disorders	Myocardial infarction	Western Europe/United States/Canada/Australia	298	60.2	1	0.3	300	60.2	0	0.0		*	Quasi-complete separation of data points detected.				*	WARNING: Negative of Hessian not positive definite.			NE		Algorithm converged.	NE	NE	NE	NE	NE		Algorithm converged.	NE	NE
Cardiac disorders	Myocardial infarction	Asia	140	28.3	0	0.0	139	27.9	0	0.0	NE			NE	NE	NE		NE	NE	NE	NE		NE	NE	NE	NE		NE		NE	NE	NE
Cardiac disorders	Myocardial infarction	Rest of World	57	11.5	0	0.0	59	11.8	0	0.0	NE			NE	NE	NE		NE	NE	NE	NE		NE	NE	NE	NE		NE		NE	NE	NE
Cardiac disorders	Sinus bradycardia	Western Europe/United States/Canada/Australia	298	60.2	0	0.0	300	60.2	0	0.0	NE			NE	NE	NE		NE	NE	NE	NE		NE	NE	NE	NE	NE	NE		NE	NE	NE
Cardiac disorders	Sinus bradycardia	Asia	140	28.3	0	0.0	139	27.9	1	0.7		*	Quasi-complete separation of data points detected.				*	WARNING: The relative Hessian convergence criterion of 19.480043432 is greater than the limit of 0.0001. The convergence is questionable.			0.00		Algorithm converged.	0.00	NE	0.9999		>999.99		Algorithm converged.	0.00	NE
Cardiac disorders	Sinus bradycardia	Rest of World	57	11.5	0	0.0	59	11.8	0	0.0	NE			NE	NE	NE		NE	NE	NE	NE		NE	NE	NE	NE		NE		NE	NE	NE
Cardiac disorders	Sinus tachycardia	Western Europe/United States/Canada/Australia	298	60.2	0	0.0	300	60.2	0	0.0	NE			NE	NE	NE		NE	NE	NE	NE		NE	NE	NE	NE	NE	NE		NE	NE	NE
Cardiac disorders	Sinus tachycardia	Asia	140	28.3	1	0.7	139	27.9	0	0.0		*	Quasi-complete separation of data points detected.				*	ERROR: Error in computing the link function, its derivatives, or the variance function.			NE		Algorithm converged.	NE	NE	NE		NE		Algorithm converged.	NE	NE
Cardiac disorders	Sinus tachycardia	Rest of World	57	11.5	0	0.0	59	11.8	0	0.0	NE			NE	NE	NE		NE	NE	NE	NE		NE	NE	NE	NE		NE		NE	NE	NE
Cardiac disorders	Tachycardia	Western Europe/United States/Canada/Australia	298	60.2	0	0.0	300	60.2	1	0.3		*	Quasi-complete separation of data points detected.				*	ERROR: The mean parameter is either invalid or at a limit of its range for some observations.			0.00		Algorithm converged.	0.00	NE	0.9999	1.0000	>999.99		Algorithm converged.	0.00	NE
Cardiac disorders	Tachycardia	Asia	140	28.3	0	0.0	139	27.9	1	0.7		*	Quasi-complete separation of data points detected.				*	WARNING: The relative Hessian convergence criterion of 19.480043432 is greater than the limit of 0.0001. The convergence is questionable.			0.00		Algorithm converged.	0.00	NE	0.9999		>999.99		Algorithm converged.	0.00	NE
Cardiac disorders	Tachycardia	Rest of World	57	11.5	0	0.0	59	11.8	1	1.7		*	Quasi-complete separation of data points detected.				*	WARNING: The relative Hessian convergence criterion of 10.540168601 is greater than the limit of 0.0001. The convergence is questionable.			0.00		Algorithm converged.	0.00	NE	0.9999		>999.99		Algorithm converged.	0.00	NE
Eye disorders		Western Europe/United States/Canada/Australia	298	60.2	0	0.0	300	60.2	0	0.0	NE			NE	NE	NE		NE	NE	NE	NE		NE	NE	NE	NE	NE	NE		NE	NE	NE
Eye disorders		Asia	140	28.3	1	0.7	139	27.9	0	0.0		*	Quasi-complete separation of data points detected.				*	WARNING: Negative of Hessian not positive definite.			NE		Algorithm converged.	NE	NE	NE		NE		Algorithm converged.	NE	NE
Eye disorders		Rest of World	57	11.5	0	0.0	59	11.8	0	0.0	NE			NE	NE	NE		NE	NE	NE	NE		NE	NE	NE	NE		NE		NE	NE	NE
Eye disorders	Rhegmatogenous retinal detachment	Western Europe/United States/Canada/Australia	298	60.2	0	0.0	300	60.2	0	0.0	NE			NE	NE	NE		NE	NE	NE	NE		NE	NE	NE	NE	NE	NE		NE	NE	NE
Eye disorders	Rhegmatogenous retinal detachment	Asia	140	28.3	1	0.7	139	27.9	0	0.0		*	Quasi-complete separation of data points detected.				*	WARNING: Negative of Hessian not positive definite.			NE		Algorithm converged.	NE	NE	NE		NE		Algorithm converged.	NE	NE
Eye disorders	Rhegmatogenous retinal detachment	Rest of World	57	11.5	0	0.0	59	11.8	0	0.0	NE			NE	NE	NE		NE	NE	NE	NE		NE	NE	NE	NE		NE		NE	NE	NE
Gastrointestinal disorders		Western Europe/United States/Canada/Australia	298	60.2	21	7.0	300	60.2	15	5.0	1.44		Convergence criterion (GCONV=1E-8) satisfied.	0.73	2.85	0.020		Algorithm converged.	-0.018	0.059	1.41		Algorithm converged.	0.74	2.68	0.2955	0.5607	0.71		Algorithm converged.	0.37	1.35
Gastrointestinal disorders		Asia	140	28.3	6	4.3	139	27.9	6	4.3	0.99		Convergence criterion (GCONV=1E-8) satisfied.	0.31	3.16	0.000		Algorithm converged.	-0.048	0.047	0.99		Algorithm converged.	0.33	3.00	0.9899		1.01		Algorithm converged.	0.33	3.05
Gastrointestinal disorders		Rest of World	57	11.5	4	7.0	59	11.8	6	10.2	0.67		Convergence criterion (GCONV=1E-8) satisfied.	0.18	2.50	-0.032		Algorithm converged.	-0.133	0.070	0.69		Algorithm converged.	0.21	2.32	0.5484		1.45		Algorithm converged.	0.43	4.87
Gastrointestinal disorders	Abdominal distension	Western Europe/United States/Canada/Australia	298	60.2	0	0.0	300	60.2	1	0.3		*	Quasi-complete separation of data points detected.				*	ERROR: The mean parameter is either invalid or at a limit of its range for some observations.			0.00		Algorithm converged.	0.00	NE	0.9999	NE	>999.99		Algorithm converged.	0.00	NE
Gastrointestinal disorders	Abdominal distension	Asia	140	28.3	0	0.0	139	27.9	0	0.0	NE			NE	NE	NE		NE	NE	NE	NE		NE	NE	NE	NE		NE		NE	NE	NE
Gastrointestinal disorders	Abdominal distension	Rest of World	57	11.5	0	0.0	59	11.8	0	0.0	NE			NE	NE	NE		NE	NE	NE	NE		NE	NE	NE	NE		NE		NE	NE	NE
Gastrointestinal disorders	Abdominal pain	Western Europe/United States/Canada/Australia	298	60.2	1	0.3	300	60.2	3	1.0	0.33		Convergence criterion (GCONV=1E-8) satisfied.	0.03	3.22	-0.007		Algorithm converged.	-0.020	0.006	0.34		Algorithm converged.	0.04	3.21	0.3431	NE	2.98		Algorithm converged.	0.31	28.49
Gastrointestinal disorders	Abdominal pain	Asia	140	28.3	0	0.0	139	27.9	0	0.0	NE			NE	NE	NE		NE	NE	NE	NE		NE	NE	NE	NE		NE		NE	NE	NE
Gastrointestinal disorders	Abdominal pain	Rest of World	57	11.5	1	1.8	59	11.8	0	0.0		*	Quasi-complete separation of data points detected.				*	WARNING: The relative Hessian convergence criterion of 10.998844964 is greater than the limit of 0.0001. The convergence is questionable.			NE		Algorithm converged.	NE	NE	NE		NE		Algorithm converged.	NE	NE
Gastrointestinal disorders	Anal fistula	Western Europe/United States/Canada/Australia	298	60.2	1	0.3	300	60.2	0	0.0		*	Quasi-complete separation of data points detected.				*	WARNING: Negative of Hessian not positive definite.			NE		Algorithm converged.	NE	NE	NE	NE	NE		Algorithm converged.	NE	NE
Gastrointestinal disorders	Anal fistula	Asia	140	28.3	0	0.0	139	27.9	1	0.7		*	Quasi-complete separation of data points detected.				*	WARNING: The relative Hessian convergence criterion of 19.480043432 is greater than the limit of 0.0001. The convergence is questionable.			0.00		Algorithm converged.	0.00	NE	0.9999		>999.99		Algorithm converged.	0.00	NE
Gastrointestinal disorders	Anal fistula	Rest of World	57	11.5	0	0.0	59	11.8	0	0.0	NE			NE	NE	NE		NE	NE	NE	NE		NE	NE	NE	NE		NE		NE	NE	NE
Gastrointestinal disorders	Anal stenosis	Western Europe/United States/Canada/Australia	298	60.2	0	0.0	300	60.2	0	0.0	NE			NE	NE	NE		NE	NE	NE	NE		NE	NE	NE	NE	NE	NE		NE	NE	NE
Gastrointestinal disorders	Anal stenosis	Asia	140	28.3	0	0.0	139	27.9	1	0.7		*	Quasi-complete separation of data points detected.				*	WARNING: The relative Hessian convergence criterion of 19.480043296 is greater than the limit of 0.0001. The convergence is questionable.			0.00		Algorithm converged.	0.00	NE	0.9999		>999.99		Algorithm converged.	0.00	NE
Gastrointestinal disorders	Anal stenosis	Rest of World	57	11.5	0	0.0	59	11.8	0	0.0	NE			NE	NE	NE		NE	NE	NE	NE		NE	NE	NE	NE		NE		NE	NE	NE
Gastrointestinal disorders	Colitis	Western Europe/United States/Canada/Australia	298	60.2	1	0.3	300	60.2	1	0.3	1.01		Convergence criterion (GCONV=1E-8) satisfied.	0.06	16.17	0.000		Algorithm converged.	-0.009	0.009	1.01		Algorithm converged.	0.06	16.02	0.9962	1.0000	0.99		Algorithm converged.	0.06	15.81
Gastrointestinal disorders	Colitis	Asia	140	28.3	0	0.0	139	27.9	0	0.0	NE			NE	NE	NE		NE	NE	NE	NE		NE	NE	NE	NE		NE		NE	NE	NE
Gastrointestinal disorders	Colitis	Rest of World	57	11.5	0	0.0	59	11.8	0	0.0	NE			NE	NE	NE		NE	NE	NE	NE		NE	NE	NE	NE		NE		NE	NE	NE
Gastrointestinal disorders	Constipation	Western Europe/United States/Canada/Australia	298	60.2	0	0.0	300	60.2	0	0.0	NE			NE	NE	NE		NE	NE	NE	NE		NE	NE	NE	NE	NE	NE		NE	NE	NE
Gastrointestinal disorders	Constipation	Asia	140	28.3	0	0.0	139	27.9	0	0.0	NE			NE	NE	NE		NE	NE	NE	NE		NE	NE	NE	NE		NE		NE	NE	NE
Gastrointestinal disorders	Constipation	Rest of World	57	11.5	1	1.8	59	11.8	1	1.7	1.04		Convergence criterion (GCONV=1E-8) satisfied.	0.06	16.96	0.001		Algorithm converged.	-0.047	0.048	1.04		Algorithm converged.	0.07	16.16	0.9804		0.97		Algorithm converged.	0.06	15.08
Gastrointestinal disorders	Diarrhoea	Western Europe/United States/Canada/Australia	298	60.2	6	2.0	300	60.2	2	0.7	3.06		Convergence criterion (GCONV=1E-8) satisfied.	0.61	15.29	0.013		Algorithm converged.	-0.005	0.032	3.02		Algorithm converged.	0.61	14.84	0.1737	0.3997	0.33		Algorithm converged.	0.07	1.63
Gastrointestinal disorders	Diarrhoea	Asia	140	28.3	2	1.4	139	27.9	0	0.0		*	Quasi-complete separation of data points detected.				*	ERROR: The mean parameter is either invalid or at a limit of its range for some observations.			NE		Algorithm converged.	NE	NE	NE		NE		Algorithm converged.	NE	NE
Gastrointestinal disorders	Diarrhoea	Rest of World	57	11.5	2	3.5	59	11.8	0	0.0		*	Quasi-complete separation of data points detected.				*	WARNING: The relative Hessian convergence criterion of 6.6720380513 is greater than the limit of 0.0001. The convergence is questionable.			NE		Algorithm converged.	NE	NE	NE		NE		Algorithm converged.	NE	NE
Gastrointestinal disorders	Epigastric discomfort	Western Europe/United States/Canada/Australia	298	60.2	1	0.3	300	60.2	0	0.0		*	Quasi-complete separation of data points detected.				*	WARNING: Negative of Hessian not positive definite.			NE		Algorithm converged.	NE	NE	NE	NE	NE		Algorithm converged.	NE	NE
Gastrointestinal disorders	Epigastric discomfort	Asia	140	28.3	0	0.0	139	27.9	0	0.0	NE			NE	NE	NE		NE	NE	NE	NE		NE	NE	NE	NE		NE		NE	NE	NE
Gastrointestinal disorders	Epigastric discomfort	Rest of World	57	11.5	0	0.0	59	11.8	0	0.0	NE			NE	NE	NE		NE	NE	NE	NE		NE	NE	NE	NE		NE		NE	NE	NE
Gastrointestinal disorders	Faeces discoloured	Western Europe/United States/Canada/Australia	298	60.2	1	0.3	300	60.2	0	0.0		*	Quasi-complete separation of data points detected.				*	WARNING: The relative Hessian convergence criterion of 44.806790292 is greater than the limit of 0.0001. The convergence is questionable.			NE		Algorithm converged.	NE	NE	NE	NE	NE		Algorithm converged.	NE	NE
Gastrointestinal disorders	Faeces discoloured	Asia	140	28.3	0	0.0	139	27.9	0	0.0	NE			NE	NE	NE		NE	NE	NE	NE		NE	NE	NE	NE		NE		NE	NE	NE
Gastrointestinal disorders	Faeces discoloured	Rest of World	57	11.5	0	0.0	59	11.8	0	0.0	NE			NE	NE	NE		NE	NE	NE	NE		NE	NE	NE	NE		NE		NE	NE	NE
Gastrointestinal disorders	Gastric ulcer	Western Europe/United States/Canada/Australia	298	60.2	1	0.3	300	60.2	0	0.0		*	Quasi-complete separation of data points detected.				*	WARNING: Negative of Hessian not positive definite.			NE		Algorithm converged.	NE	NE	NE	NE	NE		Algorithm converged.	NE	NE
Gastrointestinal disorders	Gastric ulcer	Asia	140	28.3	0	0.0	139	27.9	0	0.0	NE			NE	NE	NE		NE	NE	NE	NE		NE	NE	NE	NE		NE		NE	NE	NE
Gastrointestinal disorders	Gastric ulcer	Rest of World	57	11.5	0	0.0	59	11.8	0	0.0	NE			NE	NE	NE		NE	NE	NE	NE		NE	NE	NE	NE		NE		NE	NE	NE
Gastrointestinal disorders	Gastrointestinal haemorrhage	Western Europe/United States/Canada/Australia	298	60.2	2	0.7	300	60.2	1	0.3	2.02		Convergence criterion (GCONV=1E-8) satisfied.	0.18	22.40	0.003		Algorithm converged.	-0.008	0.015	2.01		Algorithm converged.	0.18	22.09	0.5669	0.2332	0.50		Algorithm converged.	0.05	5.45
Gastrointestinal disorders	Gastrointestinal haemorrhage	Asia	140	28.3	0	0.0	139	27.9	1	0.7		*	Quasi-complete separation of data points detected.				*	WARNING: The relative Hessian convergence criterion of 19.480043296 is greater than the limit of 0.0001. The convergence is questionable.			0.00		Algorithm converged.	0.00	NE	0.9999		>999.99		Algorithm converged.	0.00	NE
Gastrointestinal disorders	Gastrointestinal haemorrhage	Rest of World	57	11.5	0	0.0	59	11.8	1	1.7		*	Quasi-complete separation of data points detected.				*	WARNING: The relative Hessian convergence criterion of 10.540168601 is greater than the limit of 0.0001. The convergence is questionable.			0.00		Algorithm converged.	0.00	NE	0.9999		>999.99		Algorithm converged.	0.00	NE
Gastrointestinal disorders	Haemorrhoidal haemorrhage	Western Europe/United States/Canada/Australia	298	60.2	1	0.3	300	60.2	0	0.0		*	Quasi-complete separation of data points detected.				*	WARNING: Negative of Hessian not positive definite.			NE		Algorithm converged.	NE	NE	NE	NE	NE		Algorithm converged.	NE	NE
Gastrointestinal disorders	Haemorrhoidal haemorrhage	Asia	140	28.3	0	0.0	139	27.9	0	0.0	NE			NE	NE	NE		NE	NE	NE	NE		NE	NE	NE	NE		NE		NE	NE	NE
Gastrointestinal disorders	Haemorrhoidal haemorrhage	Rest of World	57	11.5	0	0.0	59	11.8	0	0.0	NE			NE	NE	NE		NE	NE	NE	NE		NE	NE	NE	NE		NE		NE	NE	NE
Gastrointestinal disorders	Ileus	Western Europe/United States/Canada/Australia	298	60.2	1	0.3	300	60.2	0	0.0		*	Quasi-complete separation of data points detected.				*	WARNING: The relative Hessian convergence criterion of 44.806790292 is greater than the limit of 0.0001. The convergence is questionable.			NE		Algorithm converged.	NE	NE	NE	NE	NE		Algorithm converged.	NE	NE
Gastrointestinal disorders	Ileus	Asia	140	28.3	0	0.0	139	27.9	0	0.0	NE			NE	NE	NE		NE	NE	NE	NE		NE	NE	NE	NE		NE		NE	NE	NE
Gastrointestinal disorders	Ileus	Rest of World	57	11.5	0	0.0	59	11.8	2	3.4		*	Quasi-complete separation of data points detected.				*	WARNING: The relative Hessian convergence criterion of 6.3921098672 is greater than the limit of 0.0001. The convergence is questionable.			0.00		Algorithm converged.	0.00	NE	0.9999		>999.99		Algorithm converged.	0.00	NE
Gastrointestinal disorders	Impaired gastric emptying	Western Europe/United States/Canada/Australia	298	60.2	0	0.0	300	60.2	0	0.0	NE			NE	NE	NE		NE	NE	NE	NE		NE	NE	NE	NE	NE	NE		NE	NE	NE
Gastrointestinal disorders	Impaired gastric emptying	Asia	140	28.3	0	0.0	139	27.9	0	0.0	NE			NE	NE	NE		NE	NE	NE	NE		NE	NE	NE	NE		NE		NE	NE	NE
Gastrointestinal disorders	Impaired gastric emptying	Rest of World	57	11.5	0	0.0	59	11.8	1	1.7		*	Quasi-complete separation of data points detected.				*	WARNING: The relative Hessian convergence criterion of 10.540168601 is greater than the limit of 0.0001. The convergence is questionable.			0.00		Algorithm converged.	0.00	NE	0.9999		>999.99		Algorithm converged.	0.00	NE
Gastrointestinal disorders	Intestinal obstruction	Western Europe/United States/Canada/Australia	298	60.2	1	0.3	300	60.2	1	0.3	1.01		Convergence criterion (GCONV=1E-8) satisfied.	0.06	16.17	0.000		Algorithm converged.	-0.009	0.009	1.01		Algorithm converged.	0.06	16.02	0.9962	1.0000	0.99		Algorithm converged.	0.06	15.81
Gastrointestinal disorders	Intestinal obstruction	Asia	140	28.3	0	0.0	139	27.9	0	0.0	NE			NE	NE	NE		NE	NE	NE	NE		NE	NE	NE	NE		NE		NE	NE	NE
Gastrointestinal disorders	Intestinal obstruction	Rest of World	57	11.5	0	0.0	59	11.8	0	0.0	NE			NE	NE	NE		NE	NE	NE	NE		NE	NE	NE	NE		NE		NE	NE	NE
Gastrointestinal disorders	Intestinal perforation	Western Europe/United States/Canada/Australia	298	60.2	3	1.0	300	60.2	1	0.3	3.04		Convergence criterion (GCONV=1E-8) satisfied.	0.31	29.39	0.007		Algorithm converged.	-0.006	0.020	3.02		Algorithm converged.	0.32	28.87	0.3372	NE	0.33		Algorithm converged.	0.03	3.17
Gastrointestinal disorders	Intestinal perforation	Asia	140	28.3	0	0.0	139	27.9	0	0.0	NE			NE	NE	NE		NE	NE	NE	NE		NE	NE	NE	NE		NE		NE	NE	NE
Gastrointestinal disorders	Intestinal perforation	Rest of World	57	11.5	0	0.0	59	11.8	0	0.0	NE			NE	NE	NE		NE	NE	NE	NE		NE	NE	NE	NE		NE		NE	NE	NE
Gastrointestinal disorders	Intra-abdominal haemorrhage	Western Europe/United States/Canada/Australia	298	60.2	0	0.0	300	60.2	0	0.0	NE			NE	NE	NE		NE	NE	NE	NE		NE	NE	NE	NE	NE	NE		NE	NE	NE
Gastrointestinal disorders	Intra-abdominal haemorrhage	Asia	140	28.3	0	0.0	139	27.9	1	0.7		*	Quasi-complete separation of data points detected.				*	WARNING: The relative Hessian convergence criterion of 19.480043432 is greater than the limit of 0.0001. The convergence is questionable.			0.00		Algorithm converged.	0.00	NE	0.9999		>999.99		Algorithm converged.	0.00	NE
Gastrointestinal disorders	Intra-abdominal haemorrhage	Rest of World	57	11.5	0	0.0	59	11.8	0	0.0	NE			NE	NE	NE		NE	NE	NE	NE		NE	NE	NE	NE		NE		NE	NE	NE
Gastrointestinal disorders	Nausea	Western Europe/United States/Canada/Australia	298	60.2	3	1.0	300	60.2	0	0.0		*	Quasi-complete separation of data points detected.				*	WARNING: Negative of Hessian not positive definite.			NE		Algorithm converged.	NE	NE	NE	NE	NE		Algorithm converged.	NE	NE
Gastrointestinal disorders	Nausea	Asia	140	28.3	1	0.7	139	27.9	0	0.0		*	Quasi-complete separation of data points detected.				*	WARNING: Negative of Hessian not positive definite.			NE		Algorithm converged.	NE	NE	NE		NE		Algorithm converged.	NE	NE

Gastrointestinal disorders	Nausea	Rest of World	57	11.5	0	0.0	59	11.8	2	3.4		*	Quasi-complete separation of data points detected.				*	WARNING: The relative Hessian convergence criterion of 6.3921098672 is greater than the limit of 0.0001. The convergence is questionable.			0.00		Algorithm converged.	0.00	NE	0.9999		>999.99		Algorithm converged.	0.00	NE
Gastrointestinal disorders	Necrotising colitis	Western Europe/United States/Canada/Australia	298	60.2	1	0.3	300	60.2	0	0.0		*	Quasi-complete separation of data points detected.				*	WARNING: Negative of Hessian not positive definite.			NE		Algorithm converged.	NE	NE	NE	NE	NE		Algorithm converged.	NE	NE
Gastrointestinal disorders	Necrotising colitis	Asia	140	28.3	0	0.0	139	27.9	0	0.0	NE			NE	NE	NE		NE	NE	NE	NE		NE	NE	NE	NE		NE		NE	NE	NE
Gastrointestinal disorders	Necrotising colitis	Rest of World	57	11.5	0	0.0	59	11.8	0	0.0	NE			NE	NE	NE		NE	NE	NE	NE		NE	NE	NE	NE		NE		NE	NE	NE
Gastrointestinal disorders	Neutropenic colitis	Western Europe/United States/Canada/Australia	298	60.2	1	0.3	300	60.2	0	0.0		*	Quasi-complete separation of data points detected.				*	WARNING: The relative Hessian convergence criterion of 44.806790292 is greater than the limit of 0.0001. The convergence is questionable.			NE		Algorithm converged.	NE	NE	NE	NE	NE		Algorithm converged.	NE	NE
Gastrointestinal disorders	Neutropenic colitis	Asia	140	28.3	0	0.0	139	27.9	0	0.0	NE			NE	NE	NE		NE	NE	NE	NE		NE	NE	NE	NE		NE		NE	NE	NE
Gastrointestinal disorders	Neutropenic colitis	Rest of World	57	11.5	0	0.0	59	11.8	0	0.0	NE			NE	NE	NE		NE	NE	NE	NE		NE	NE	NE	NE		NE		NE	NE	NE
Gastrointestinal disorders	Obstruction gastric	Western Europe/United States/Canada/Australia	298	60.2	0	0.0	300	60.2	0	0.0	NE			NE	NE	NE		NE	NE	NE	NE		NE	NE	NE	NE	NE	NE		NE	NE	NE
Gastrointestinal disorders	Obstruction gastric	Asia	140	28.3	0	0.0	139	27.9	0	0.0	NE			NE	NE	NE		NE	NE	NE	NE		NE	NE	NE	NE		NE		NE	NE	NE
Gastrointestinal disorders	Obstruction gastric	Rest of World	57	11.5	0	0.0	59	11.8	1	1.7		*	Quasi-complete separation of data points detected.				*	WARNING: The relative Hessian convergence criterion of 10.540168601 is greater than the limit of 0.0001. The convergence is questionable.			0.00		Algorithm converged.	0.00	NE	0.9999		>999.99		Algorithm converged.	0.00	NE
Gastrointestinal disorders	Pancreatitis	Western Europe/United States/Canada/Australia	298	60.2	0	0.0	300	60.2	0	0.0	NE			NE	NE	NE		NE	NE	NE	NE		NE	NE	NE	NE	NE	NE		NE	NE	NE
Gastrointestinal disorders	Pancreatitis	Asia	140	28.3	1	0.7	139	27.9	1	0.7	0.99		Convergence criterion (GCONV=1E-8) satisfied.	0.06	16.03	0.000		Algorithm converged.	-0.020	0.020	0.99		Algorithm converged.	0.06	15.72	0.9959		1.01		Algorithm converged.	0.06	15.94
Gastrointestinal disorders	Pancreatitis	Rest of World	57	11.5	0	0.0	59	11.8	0	0.0	NE			NE	NE	NE		NE	NE	NE	NE		NE	NE	NE	NE		NE		NE	NE	NE
Gastrointestinal disorders	Rectal haemorrhage	Western Europe/United States/Canada/Australia	298	60.2	1	0.3	300	60.2	0	0.0		*	Quasi-complete separation of data points detected.				*	WARNING: Negative of Hessian not positive definite.			NE		Algorithm converged.	NE	NE	NE	NE	NE		Algorithm converged.	NE	NE
Gastrointestinal disorders	Rectal haemorrhage	Asia	140	28.3	0	0.0	139	27.9	0	0.0	NE			NE	NE	NE		NE	NE	NE	NE		NE	NE	NE	NE		NE		NE	NE	NE
Gastrointestinal disorders	Rectal haemorrhage	Rest of World	57	11.5	0	0.0	59	11.8	0	0.0	NE			NE	NE	NE		NE	NE	NE	NE		NE	NE	NE	NE		NE		NE	NE	NE
Gastrointestinal disorders	Small intestinal obstruction	Western Europe/United States/Canada/Australia	298	60.2	0	0.0	300	60.2	5	1.7		*	Quasi-complete separation of data points detected.				*	ERROR: The mean parameter is either invalid or at a limit of its range for some observations.			0.00		Algorithm converged.	0.00	NE	0.9999	NE	>999.99		Algorithm converged.	0.00	NE
Gastrointestinal disorders	Small intestinal obstruction	Asia	140	28.3	0	0.0	139	27.9	0	0.0	NE			NE	NE	NE		NE	NE	NE	NE		NE	NE	NE	NE		NE		NE	NE	NE
Gastrointestinal disorders	Small intestinal obstruction	Rest of World	57	11.5	0	0.0	59	11.8	0	0.0	NE			NE	NE	NE		NE	NE	NE	NE		NE	NE	NE	NE		NE		NE	NE	NE
Gastrointestinal disorders	Small intestinal perforation	Western Europe/United States/Canada/Australia	298	60.2	0	0.0	300	60.2	1	0.3		*	Quasi-complete separation of data points detected.				*	ERROR: The mean parameter is either invalid or at a limit of its range for some observations.			0.00		Algorithm converged.	0.00	NE	0.9999	NE	>999.99		Algorithm converged.	0.00	NE
Gastrointestinal disorders	Small intestinal perforation	Asia	140	28.3	0	0.0	139	27.9	0	0.0	NE			NE	NE	NE		NE	NE	NE	NE		NE	NE	NE	NE		NE		NE	NE	NE
Gastrointestinal disorders	Small intestinal perforation	Rest of World	57	11.5	0	0.0	59	11.8	0	0.0	NE			NE	NE	NE		NE	NE	NE	NE		NE	NE	NE	NE		NE		NE	NE	NE
Gastrointestinal disorders	Stomatitis	Western Europe/United States/Canada/Australia	298	60.2	1	0.3	300	60.2	1	0.3	1.01		Convergence criterion (GCONV=1E-8) satisfied.	0.06	16.17	0.000		Algorithm converged.	-0.009	0.009	1.01		Algorithm converged.	0.06	16.02	0.9962	NE	0.99		Algorithm converged.	0.06	15.81
Gastrointestinal disorders	Stomatitis	Asia	140	28.3	1	0.7	139	27.9	0	0.0		*	Quasi-complete separation of data points detected.				*	WARNING: Negative of Hessian not positive definite.			NE		Algorithm converged.	NE	NE	NE		NE		Algorithm converged.	NE	NE
Gastrointestinal disorders	Stomatitis	Rest of World	57	11.5	0	0.0	59	11.8	0	0.0	NE			NE	NE	NE		NE	NE	NE	NE		NE	NE	NE	NE		NE		NE	NE	NE
Gastrointestinal disorders	Subileus	Western Europe/United States/Canada/Australia	298	60.2	0	0.0	300	60.2	0	0.0	NE			NE	NE	NE		NE	NE	NE	NE		NE	NE	NE	NE	NE	NE		NE	NE	NE
Gastrointestinal disorders	Subileus	Asia	140	28.3	1	0.7	139	27.9	1	0.7	0.99		Convergence criterion (GCONV=1E-8) satisfied.	0.06	16.03	0.000		Algorithm converged.	-0.020	0.020	0.99		Algorithm converged.	0.06	15.72	0.9959		1.01		Algorithm converged.	0.06	15.94
Gastrointestinal disorders	Subileus	Rest of World	57	11.5	0	0.0	59	11.8	0	0.0	NE			NE	NE	NE		NE	NE	NE	NE		NE	NE	NE	NE		NE		NE	NE	NE
Gastrointestinal disorders	Upper gastrointestinal haemorrhage	Western Europe/United States/Canada/Australia	298	60.2	1	0.3	300	60.2	0	0.0		*	Quasi-complete separation of data points detected.				*	WARNING: The relative Hessian convergence criterion of 44.806790292 is greater than the limit of 0.0001. The convergence is questionable.			NE		Algorithm converged.	NE	NE	NE	NE	NE		Algorithm converged.	NE	NE
Gastrointestinal disorders	Upper gastrointestinal haemorrhage	Asia	140	28.3	0	0.0	139	27.9	0	0.0	NE			NE	NE	NE		NE	NE	NE	NE		NE	NE	NE	NE		NE		NE	NE	NE
Gastrointestinal disorders	Upper gastrointestinal haemorrhage	Rest of World	57	11.5	0	0.0	59	11.8	0	0.0	NE			NE	NE	NE		NE	NE	NE	NE		NE	NE	NE	NE		NE		NE	NE	NE
Gastrointestinal disorders	Vomiting	Western Europe/United States/Canada/Australia	298	60.2	3	1.0	300	60.2	1	0.3	3.04		Convergence criterion (GCONV=1E-8) satisfied.	0.31	29.39	0.007		Algorithm converged.	-0.006	0.020	3.02		Algorithm converged.	0.32	28.87	0.3372	0.5826	0.33		Algorithm converged.	0.03	3.17
Gastrointestinal disorders	Vomiting	Asia	140	28.3	1	0.7	139	27.9	0	0.0		*	Quasi-complete separation of data points detected.				*	WARNING: Negative of Hessian not positive definite.			NE		Algorithm converged.	NE	NE	NE		NE		Algorithm converged.	NE	NE
Gastrointestinal disorders	Vomiting	Rest of World	57	11.5	1	1.8	59	11.8	1	1.7	1.04		Convergence criterion (GCONV=1E-8) satisfied.	0.06	16.96	0.001		Algorithm converged.	-0.047	0.048	1.04		Algorithm converged.	0.07	16.16	0.9804		0.97		Algorithm converged.	0.06	15.08
General disorders and administration site conditions		Western Europe/United States/Canada/Australia	298	60.2	18	6.0	300	60.2	16	5.3	1.14		Convergence criterion (GCONV=1E-8) satisfied.	0.57	2.28	0.007		Algorithm converged.	-0.030	0.044	1.13		Algorithm converged.	0.59	2.18	0.7092	0.7502	0.88		Algorithm converged.	0.46	1.70
General disorders and administration site conditions		Asia	140	28.3	6	4.3	139	27.9	6	4.3	0.99		Convergence criterion (GCONV=1E-8) satisfied.	0.31	3.16	0.000		Algorithm converged.	-0.048	0.047	0.99		Algorithm converged.	0.33	3.00	0.9899		1.01		Algorithm converged.	0.33	3.05
General disorders and administration site conditions		Rest of World	57	11.5	4	7.0	59	11.8	2	3.4	2.15		Convergence criterion (GCONV=1E-8) satisfied.	0.38	12.23	0.036		Algorithm converged.	-0.045	0.117	2.07		Algorithm converged.	0.39	10.86	0.3897		0.48		Algorithm converged.	0.09	2.54
General disorders and administration site conditions	Administration site extravasation	Western Europe/United States/Canada/Australia	298	60.2	0	0.0	300	60.2	0	0.0	NE			NE	NE	NE		NE	NE	NE	NE		NE	NE	NE	NE	NE	NE		NE	NE	NE
General disorders and administration site conditions	Administration site extravasation	Asia	140	28.3	1	0.7	139	27.9	0	0.0		*	Quasi-complete separation of data points detected.				*	WARNING: Negative of Hessian not positive definite.			NE		Algorithm converged.	NE	NE	NE		NE		Algorithm converged.	NE	NE
General disorders and administration site conditions	Administration site extravasation	Rest of World	57	11.5	0	0.0	59	11.8	0	0.0	NE			NE	NE	NE		NE	NE	NE	NE		NE	NE	NE	NE		NE		NE	NE	NE
General disorders and administration site conditions	Asthenia	Western Europe/United States/Canada/Australia	298	60.2	0	0.0	300	60.2	1	0.3		*	Quasi-complete separation of data points detected.				*	ERROR: The mean parameter is either invalid or at a limit of its range for some observations.			0.00		Algorithm converged.	0.00	NE	0.9999	0.1468	>999.99		Algorithm converged.	0.00	NE
General disorders and administration site conditions	Asthenia	Asia	140	28.3	1	0.7	139	27.9	0	0.0		*	Quasi-complete separation of data points detected.				*	WARNING: Negative of Hessian not positive definite.			NE		Algorithm converged.	NE	NE	NE		NE		Algorithm converged.	NE	NE
General disorders and administration site conditions	Asthenia	Rest of World	57	11.5	1	1.8	59	11.8	0	0.0		*	Quasi-complete separation of data points detected.				*	ERROR: Error in computing the link function, its derivatives, or the variance function.			NE		Algorithm converged.	NE	NE	NE		NE		Algorithm converged.	NE	NE
General disorders and administration site conditions	Cardiac death	Western Europe/United States/Canada/Australia	298	60.2	1	0.3	300	60.2	0	0.0		*	Quasi-complete separation of data points detected.				*	WARNING: The relative Hessian convergence criterion of 44.806790292 is greater than the limit of 0.0001. The convergence is questionable.			NE		Algorithm converged.	NE	NE	NE	NE	NE		Algorithm converged.	NE	NE
General disorders and administration site conditions	Cardiac death	Asia	140	28.3	0	0.0	139	27.9	0	0.0	NE			NE	NE	NE		NE	NE	NE	NE		NE	NE	NE	NE		NE		NE	NE	NE
General disorders and administration site conditions	Cardiac death	Rest of World	57	11.5	0	0.0	59	11.8	0	0.0	NE			NE	NE	NE		NE	NE	NE	NE		NE	NE	NE	NE		NE		NE	NE	NE
General disorders and administration site conditions	Catheter site haemorrhage	Western Europe/United States/Canada/Australia	298	60.2	0	0.0	300	60.2	0	0.0	NE			NE	NE	NE		NE	NE	NE	NE		NE	NE	NE	NE	NE	NE		NE	NE	NE
General disorders and administration site conditions	Catheter site haemorrhage	Asia	140	28.3	0	0.0	139	27.9	0	0.0	NE			NE	NE	NE		NE	NE	NE	NE		NE	NE	NE	NE		NE		NE	NE	NE
General disorders and administration site conditions	Catheter site haemorrhage	Rest of World	57	11.5	0	0.0	59	11.8	1	1.7		*	Quasi-complete separation of data points detected.				*	WARNING: The relative Hessian convergence criterion of 10.540168601 is greater than the limit of 0.0001. The convergence is questionable.			0.00		Algorithm converged.	0.00	NE	0.9999		>999.99		Algorithm converged.	0.00	NE
General disorders and administration site conditions	Chest pain	Western Europe/United States/Canada/Australia	298	60.2	0	0.0	300	60.2	1	0.3		*	Quasi-complete separation of data points detected.				*	ERROR: The mean parameter is either invalid or at a limit of its range for some observations.			0.00		Algorithm converged.	0.00	NE	0.9999	NE	>999.99		Algorithm converged.	0.00	NE
General disorders and administration site conditions	Chest pain	Asia	140	28.3	0	0.0	139	27.9	0	0.0	NE			NE	NE	NE		NE	NE	NE	NE		NE	NE	NE	NE		NE		NE	NE	NE
General disorders and administration site conditions	Chest pain	Rest of World	57	11.5	1	1.8	59	11.8	0	0.0		*	Quasi-complete separation of data points detected.				*	ERROR: Error in computing the link function, its derivatives, or the variance function.			NE		Algorithm converged.	NE	NE	NE		NE		Algorithm converged.	NE	NE
General disorders and administration site conditions	Chills	Western Europe/United States/Canada/Australia	298	60.2	1	0.3	300	60.2	0	0.0		*	Quasi-complete separation of data points detected.				*	WARNING: The relative Hessian convergence criterion of 44.806790292 is greater than the limit of 0.0001. The convergence is questionable.			NE		Algorithm converged.	NE	NE	NE	NE	NE		Algorithm converged.	NE	NE
General disorders and administration site conditions	Chills	Asia	140	28.3	0	0.0	139	27.9	0	0.0	NE			NE	NE	NE		NE	NE	NE	NE		NE	NE	NE	NE		NE		NE	NE	NE
General disorders and administration site conditions	Chills	Rest of World	57	11.5	0	0.0	59	11.8	0	0.0	NE			NE	NE	NE		NE	NE	NE	NE		NE	NE	NE	NE		NE		NE	NE	NE
General disorders and administration site conditions	Death	Western Europe/United States/Canada/Australia	298	60.2	1	0.3	300	60.2	0	0.0		*	Quasi-complete separation of data points detected.				*	WARNING: Negative of Hessian not positive definite.			NE		Algorithm converged.	NE	NE	NE	NE	NE		Algorithm converged.	NE	NE
General disorders and administration site conditions	Death	Asia	140	28.3	1	0.7	139	27.9	1	0.7	0.99		Convergence criterion (GCONV=1E-8) satisfied.	0.06	16.03	0.000		Algorithm converged.	-0.020	0.020	0.99		Algorithm converged.	0.06	15.72	0.9959		1.01		Algorithm converged.	0.06	15.94
General disorders and administration site conditions	Death	Rest of World	57	11.5	2	3.5	59	11.8	0	0.0		*	Quasi-complete separation of data points detected.				*	WARNING: The relative Hessian convergence criterion of 6.6720380513 is greater than the limit of 0.0001. The convergence is questionable.			NE		Algorithm converged.	NE	NE	NE		NE		Algorithm converged.	NE	NE
General disorders and administration site conditions	Fatigue	Western Europe/United States/Canada/Australia	298	60.2	1	0.3	300	60.2	2	0.7	0.50		Convergence criterion (GCONV=1E-8) satisfied.	0.05	5.56	-0.003		Algorithm converged.	-0.015	0.008	0.50		Algorithm converged.	0.05	5.52	0.5743	NE	1.99		Algorithm converged.	0.18	21.79
General disorders and administration site conditions	Fatigue	Asia	140	28.3	0	0.0	139	27.9	0	0.0	NE			NE	NE	NE		NE	NE	NE	NE		NE	NE	NE	NE		NE		NE	NE	NE
General disorders and administration site conditions	Fatigue	Rest of World	57	11.5	0	0.0	59	11.8	0	0.0	NE			NE	NE	NE		NE	NE	NE	NE		NE	NE	NE	NE		NE		NE	NE	NE
General disorders and administration site conditions	General physical health deterioration	Western Europe/United States/Canada/Australia	298	60.2	2	0.7	300	60.2	1	0.3	2.02		Convergence criterion (GCONV=1E-8) satisfied.	0.18	22.40	0.003		Algorithm converged.	-0.008	0.015	2.01		Algorithm converged.	0.18	22.09	0.5669	NE	0.50		Algorithm converged.	0.05	5.45
General disorders and administration site conditions	General physical health deterioration	Asia	140	28.3	0	0.0	139	27.9	0	0.0	NE			NE	NE	NE		NE	NE	NE	NE		NE	NE	NE	NE		NE		NE	NE	NE
General disorders and administration site conditions	General physical health deterioration	Rest of World	57	11.5	0	0.0	59	11.8	0	0.0	NE			NE	NE	NE		NE	NE	NE	NE		NE	NE	NE	NE		NE		NE	NE	NE
General disorders and administration site conditions	Hypothermia	Western Europe/United States/Canada/Australia	298	60.2	1	0.3	300	60.2	0	0.0		*	Quasi-complete separation of data points detected.				*	WARNING: Negative of Hessian not positive definite.			NE		Algorithm converged.	NE	NE	NE	NE	NE		Algorithm converged.	NE	NE
General disorders and administration site conditions	Hypothermia	Asia	140	28.3	0	0.0	139	27.9	0	0.0	NE			NE	NE	NE		NE	NE	NE	NE		NE	NE	NE	NE		NE		NE	NE	NE
General disorders and administration site conditions	Hypothermia	Rest of World	57	11.5	0	0.0	59	11.8	0	0.0	NE			NE	NE	NE		NE	NE	NE	NE		NE	NE	NE	NE		NE		NE	NE	NE
General disorders and administration site conditions	Ill-defined disorder	Western Europe/United States/Canada/Australia	298	60.2	0	0.0	300	60.2	1	0.3		*	Quasi-complete separation of data points detected.				*	ERROR: The mean parameter is either invalid or at a limit of its range for some observations.			0.00		Algorithm converged.	0.00	NE	0.9999	NE	>999.99		Algorithm converged.	0.00	NE
General disorders and administration site conditions	Ill-defined disorder	Asia	140	28.3	0	0.0	139	27.9	0	0.0	NE			NE	NE	NE		NE	NE	NE	NE		NE	NE	NE	NE		NE		NE	NE	NE
General disorders and administration site conditions	Ill-defined disorder	Rest of World	57	11.5	0	0.0	59	11.8	0	0.0	NE			NE	NE	NE		NE	NE	NE	NE		NE	NE	NE	NE		NE		NE	NE	NE
General disorders and administration site conditions	Infusion site extravasation	Western Europe/United States/Canada/Australia	298	60.2	1	0.3	300	60.2	0	0.0		*	Quasi-complete separation of data points detected.				*	WARNING: The relative Hessian convergence criterion of 44.806790292 is greater than the limit of 0.0001. The convergence is questionable.			NE		Algorithm converged.	NE	NE	NE	NE	NE		Algorithm converged.	NE	NE
General disorders and administration site conditions	Infusion site extravasation	Asia	140	28.3	0	0.0	139	27.9	0	0.0	NE			NE	NE	NE		NE	NE	NE	NE		NE	NE	NE	NE		NE		NE	NE	NE
General disorders and administration site conditions	Infusion site extravasation	Rest of World	57	11.5	0	0.0	59	11.8	0	0.0	NE			NE	NE	NE		NE	NE	NE	NE		NE	NE	NE	NE		NE		NE	NE	NE
General disorders and administration site conditions	Malaise	Western Europe/United States/Canada/Australia	298	60.2	1	0.3	300	60.2	2	0.7	0.50		Convergence criterion (GCONV=1E-8) satisfied.	0.05	5.56	-0.003		Algorithm converged.	-0.015	0.008	0.50		Algorithm converged.	0.05	5.52	0.5743	NE	1.99		Algorithm converged.	0.18	21.79
General disorders and administration site conditions	Malaise	Asia	140	28.3	0	0.0	139	27.9	0	0.0	NE			NE	NE	NE		NE	NE	NE	NE		NE	NE	NE	NE		NE		NE	NE	NE
General disorders and administration site conditions	Malaise	Rest of World	57	11.5	0	0.0	59	11.8	0	0.0	NE			NE	NE	NE		NE	NE	NE	NE		NE	NE	NE	NE		NE		NE	NE	NE
General disorders and administration site conditions	Mucosal inflammation	Western Europe/United States/Canada/Australia	298	60.2	2	0.7	300	60.2	0	0.0		*	Quasi-complete separation of data points detected.				*	WARNING: Negative of Hessian not positive definite.			NE		Algorithm converged.	NE	NE	NE	NE	NE		Algorithm converged.	NE	NE
General disorders and administration site conditions	Mucosal inflammation	Asia	140	28.3	0	0.0	139	27.9	0	0.0	NE			NE	NE	NE		NE	NE	NE	NE		NE	NE	NE	NE		NE		NE	NE	NE
General disorders and administration site conditions	Mucosal inflammation	Rest of World	57	11.5	0	0.0	59	11.8	0	0.0	NE			NE	NE	NE		NE	NE	NE	NE		NE	NE	NE	NE		NE		NE	NE	NE
General disorders and administration site conditions	Multiple organ dysfunction syndrome	Western Europe/United States/Canada/Australia	298	60.2	0	0.0	300	60.2	0	0.0	NE			NE	NE	NE		NE	NE	NE	NE		NE	NE	NE	NE	NE	NE		NE	NE	NE
General disorders and administration site conditions	Multiple organ dysfunction syndrome	Asia	140	28.3	0	0.0	139	27.9	0	0.0	NE			NE	NE	NE		NE	NE	NE	NE		NE	NE	NE	NE		NE		NE	NE	NE
General disorders and administration site conditions	Multiple organ dysfunction syndrome	Rest of World	57	11.5	0	0.0	59	11.8	1	1.7		*	Quasi-complete separation of data points detected.				*	WARNING: The relative Hessian convergence criterion of 10.540168601 is greater than the limit of 0.0001. The convergence is questionable.			0.00		Algorithm converged.	0.00	NE	0.9999		>999.99		Algorithm converged.	0.00	NE
General disorders and administration site conditions	Non-cardiac chest pain	Western Europe/United States/Canada/Australia	298	60.2	1	0.3	300	60.2	1	0.3	1.01		Convergence criterion (GCONV=1E-8) satisfied.	0.06	16.17	0.000		Algorithm converged.	-0.009	0.009	1.01		Algorithm converged.	0.06	16.02	0.9962	1.0000	0.99		Algorithm converged.	0.06	15.81
General disorders and administration site conditions	Non-cardiac chest pain	Asia	140	28.3	0	0.0	139	27.9	0	0.0	NE			NE	NE	NE		NE	NE	NE	NE		NE	NE	NE	NE		NE		NE	NE	NE
General disorders and administration site conditions	Non-cardiac chest pain	Rest of World	57	11.5	0	0.0	59	11.8	0	0.0	NE			NE	NE	NE		NE	NE	NE	NE		NE	NE	NE	NE		NE		NE	NE	NE
General disorders and administration site conditions	Oedema peripheral	Western Europe/United States/Canada/Australia	298	60.2	0	0.0	300	60.2	0	0.0	NE			NE	NE	NE		NE	NE	NE	NE		NE	NE	NE	NE	NE	NE		NE	NE	NE

General disorders and administration site conditions	Oedema peripheral	Asia	140	28.3	0	0.0	139	27.9	0	0.0	NE			NE	NE	NE		NE	NE	NE	NE		NE	NE	NE	NE		NE		NE	NE	NE
General disorders and administration site conditions	Oedema peripheral	Rest of World	57	11.5	1	1.8	59	11.8	0	0.0		*	Quasi-complete separation of data points detected.				*	ERROR: Error in computing the link function, its derivatives, or the variance function.			NE		Algorithm converged.	NE	NE	NE		NE		Algorithm converged.	NE	NE
General disorders and administration site conditions	Pyrexia	Western Europe/United States/Canada/Australia	298	60.2	6	2.0	300	60.2	7	2.3	0.86		Convergence criterion (GCONV=1E-8) satisfied.	0.29	2.59	-0.003		Algorithm converged.	-0.027	0.020	0.86		Algorithm converged.	0.29	2.54	0.7887	0.9191	1.16		Algorithm converged.	0.39	3.41
General disorders and administration site conditions	Pyrexia	Asia	140	28.3	3	2.1	139	27.9	5	3.6	0.59		Convergence criterion (GCONV=1E-8) satisfied.	0.14	2.50	-0.015		Algorithm converged.	-0.054	0.025	0.60		Algorithm converged.	0.15	2.44	0.4721		1.68		Algorithm converged.	0.41	6.89
General disorders and administration site conditions	Pyrexia	Rest of World	57	11.5	0	0.0	59	11.8	0	0.0	NE			NE	NE	NE		NE	NE	NE	NE		NE	NE	NE	NE		NE		NE	NE	NE
General disorders and administration site conditions	Ulcer	Western Europe/United States/Canada/Australia	298	60.2	1	0.3	300	60.2	0	0.0		*	Quasi-complete separation of data points detected.				*	WARNING: The relative Hessian convergence criterion of 44.806790292 is greater than the limit of 0.0001. The convergence is questionable.			NE		Algorithm converged.	NE	NE	NE	NE	NE		Algorithm converged.	NE	NE
General disorders and administration site conditions	Ulcer	Asia	140	28.3	0	0.0	139	27.9	0	0.0	NE			NE	NE	NE		NE	NE	NE	NE		NE	NE	NE	NE		NE		NE	NE	NE
General disorders and administration site conditions	Ulcer	Rest of World	57	11.5	0	0.0	59	11.8	0	0.0	NE			NE	NE	NE		NE	NE	NE	NE		NE	NE	NE	NE		NE		NE	NE	NE
General disorders and administration site conditions	Vascular stent thrombosis	Western Europe/United States/Canada/Australia	298	60.2	0	0.0	300	60.2	1	0.3		*	Quasi-complete separation of data points detected.				*	ERROR: The mean parameter is either invalid or at a limit of its range for some observations.			0.00		Algorithm converged.	0.00	NE	0.9999	NE	>999.99		Algorithm converged.	0.00	NE
General disorders and administration site conditions	Vascular stent thrombosis	Asia	140	28.3	0	0.0	139	27.9	0	0.0	NE			NE	NE	NE		NE	NE	NE	NE		NE	NE	NE	NE		NE		NE	NE	NE
General disorders and administration site conditions	Vascular stent thrombosis	Rest of World	57	11.5	0	0.0	59	11.8	0	0.0	NE			NE	NE	NE		NE	NE	NE	NE		NE	NE	NE	NE		NE		NE	NE	NE
Hepatobiliary disorders		Western Europe/United States/Canada/Australia	298	60.2	2	0.7	300	60.2	1	0.3	2.02		Convergence criterion (GCONV=1E-8) satisfied.	0.18	22.40	0.003		Algorithm converged.	-0.008	0.015	2.01		Algorithm converged.	0.18	22.09	0.5669	0.1013	0.50		Algorithm converged.	0.05	5.45
Hepatobiliary disorders		Asia	140	28.3	0	0.0	139	27.9	2	1.4		*	Quasi-complete separation of data points detected.				*	WARNING: The relative Hessian convergence criterion of 12.308584972 is greater than the limit of 0.0001. The convergence is questionable.			0.00		Algorithm converged.	0.00	NE	0.9999		>999.99		Algorithm converged.	0.00	NE
Hepatobiliary disorders		Rest of World	57	11.5	1	1.8	59	11.8	0	0.0		*	Quasi-complete separation of data points detected.				*	ERROR: The mean parameter is either invalid or at a limit of its range for some observations.			NE		Algorithm converged.	NE	NE	NE		NE		Algorithm converged.	NE	NE
Hepatobiliary disorders	Bile duct stenosis	Western Europe/United States/Canada/Australia	298	60.2	0	0.0	300	60.2	1	0.3		*	Quasi-complete separation of data points detected.				*	ERROR: The mean parameter is either invalid or at a limit of its range for some observations.			0.00		Algorithm converged.	0.00	NE	0.9999	NE	>999.99		Algorithm converged.	0.00	NE
Hepatobiliary disorders	Bile duct stenosis	Asia	140	28.3	0	0.0	139	27.9	0	0.0	NE			NE	NE	NE		NE	NE	NE	NE		NE	NE	NE	NE		NE		NE	NE	NE
Hepatobiliary disorders	Bile duct stenosis	Rest of World	57	11.5	0	0.0	59	11.8	0	0.0	NE			NE	NE	NE		NE	NE	NE	NE		NE	NE	NE	NE		NE		NE	NE	NE
Hepatobiliary disorders	Bile duct stone	Western Europe/United States/Canada/Australia	298	60.2	1	0.3	300	60.2	0	0.0		*	Quasi-complete separation of data points detected.				*	WARNING: Negative of Hessian not positive definite.			NE		Algorithm converged.	NE	NE	NE	NE	NE		Algorithm converged.	NE	NE
Hepatobiliary disorders	Bile duct stone	Asia	140	28.3	0	0.0	139	27.9	0	0.0	NE			NE	NE	NE		NE	NE	NE	NE		NE	NE	NE	NE		NE		NE	NE	NE
Hepatobiliary disorders	Bile duct stone	Rest of World	57	11.5	0	0.0	59	11.8	0	0.0	NE			NE	NE	NE		NE	NE	NE	NE		NE	NE	NE	NE		NE		NE	NE	NE
Hepatobiliary disorders	Biliary obstruction	Western Europe/United States/Canada/Australia	298	60.2	0	0.0	300	60.2	0	0.0	NE			NE	NE	NE		NE	NE	NE	NE		NE	NE	NE	NE	NE	NE		NE	NE	NE
Hepatobiliary disorders	Biliary obstruction	Asia	140	28.3	0	0.0	139	27.9	0	0.0	NE			NE	NE	NE		NE	NE	NE	NE		NE	NE	NE	NE		NE		NE	NE	NE
Hepatobiliary disorders	Biliary obstruction	Rest of World	57	11.5	1	1.8	59	11.8	0	0.0		*	Quasi-complete separation of data points detected.				*	ERROR: The mean parameter is either invalid or at a limit of its range for some observations.			NE		Algorithm converged.	NE	NE	NE		NE		Algorithm converged.	NE	NE
Hepatobiliary disorders	Cholangitis	Western Europe/United States/Canada/Australia	298	60.2	1	0.3	300	60.2	0	0.0		*	Quasi-complete separation of data points detected.				*	WARNING: The relative Hessian convergence criterion of 44.806790292 is greater than the limit of 0.0001. The convergence is questionable.			NE		Algorithm converged.	NE	NE	NE	NE	NE		Algorithm converged.	NE	NE
Hepatobiliary disorders	Cholangitis	Asia	140	28.3	0	0.0	139	27.9	1	0.7		*	Quasi-complete separation of data points detected.				*	WARNING: The relative Hessian convergence criterion of 19.480043432 is greater than the limit of 0.0001. The convergence is questionable.			0.00		Algorithm converged.	0.00	NE	0.9999		>999.99		Algorithm converged.	0.00	NE
Hepatobiliary disorders	Cholangitis	Rest of World	57	11.5	0	0.0	59	11.8	0	0.0	NE			NE	NE	NE		NE	NE	NE	NE		NE	NE	NE	NE		NE		NE	NE	NE
Hepatobiliary disorders	Cholecystitis acute	Western Europe/United States/Canada/Australia	298	60.2	1	0.3	300	60.2	0	0.0		*	Quasi-complete separation of data points detected.				*	WARNING: Negative of Hessian not positive definite.			NE		Algorithm converged.	NE	NE	NE	NE	NE		Algorithm converged.	NE	NE
Hepatobiliary disorders	Cholecystitis acute	Asia	140	28.3	0	0.0	139	27.9	0	0.0	NE			NE	NE	NE		NE	NE	NE	NE		NE	NE	NE	NE		NE		NE	NE	NE
Hepatobiliary disorders	Cholecystitis acute	Rest of World	57	11.5	0	0.0	59	11.8	0	0.0	NE			NE	NE	NE		NE	NE	NE	NE		NE	NE	NE	NE		NE		NE	NE	NE
Hepatobiliary disorders	Cholestasis	Western Europe/United States/Canada/Australia	298	60.2	1	0.3	300	60.2	0	0.0		*	Quasi-complete separation of data points detected.				*	WARNING: The relative Hessian convergence criterion of 44.806790292 is greater than the limit of 0.0001. The convergence is questionable.			NE		Algorithm converged.	NE	NE	NE	NE	NE		Algorithm converged.	NE	NE
Hepatobiliary disorders	Cholestasis	Asia	140	28.3	0	0.0	139	27.9	0	0.0	NE			NE	NE	NE		NE	NE	NE	NE		NE	NE	NE	NE		NE		NE	NE	NE
Hepatobiliary disorders	Cholestasis	Rest of World	57	11.5	0	0.0	59	11.8	0	0.0	NE			NE	NE	NE		NE	NE	NE	NE		NE	NE	NE	NE		NE		NE	NE	NE
Hepatobiliary disorders	Liver injury	Western Europe/United States/Canada/Australia	298	60.2	0	0.0	300	60.2	0	0.0	NE			NE	NE	NE		NE	NE	NE	NE		NE	NE	NE	NE	NE	NE		NE	NE	NE
Hepatobiliary disorders	Liver injury	Asia	140	28.3	0	0.0	139	27.9	1	0.7		*	Quasi-complete separation of data points detected.				*	WARNING: The relative Hessian convergence criterion of 19.480043228 is greater than the limit of 0.0001. The convergence is questionable.			0.00		Algorithm converged.	0.00	NE	0.9999		>999.99		Algorithm converged.	0.00	NE
Hepatobiliary disorders	Liver injury	Rest of World	57	11.5	0	0.0	59	11.8	0	0.0	NE			NE	NE	NE		NE	NE	NE	NE		NE	NE	NE	NE		NE		NE	NE	NE
Infections and infestations		Western Europe/United States/Canada/Australia	298	60.2	45	15.1	300	60.2	28	9.3	1.73		Convergence criterion (GCONV=1E-8) satisfied.	1.05	2.85	0.058		Algorithm converged.	0.005	0.110	1.62		Algorithm converged.	1.04	2.52	0.0336	0.2415	0.62		Algorithm converged.	0.40	0.96
Infections and infestations		Asia	140	28.3	14	10.0	139	27.9	17	12.2	0.80		Convergence criterion (GCONV=1E-8) satisfied.	0.38	1.69	-0.022		Algorithm converged.	-0.096	0.051	0.82		Algorithm converged.	0.42	1.59	0.5543		1.22		Algorithm converged.	0.63	2.38
Infections and infestations		Rest of World	57	11.5	11	19.3	59	11.8	8	13.6	1.52		Convergence criterion (GCONV=1E-8) satisfied.	0.56	4.12	0.057		Algorithm converged.	-0.077	0.192	1.42		Algorithm converged.	0.62	3.28	0.4073		0.70		Algorithm converged.	0.30	1.62
Infections and infestations	Abdominal infection	Western Europe/United States/Canada/Australia	298	60.2	0	0.0	300	60.2	0	0.0	NE			NE	NE	NE		NE	NE	NE	NE		NE	NE	NE	NE	NE	NE		NE	NE	NE
Infections and infestations	Abdominal infection	Asia	140	28.3	0	0.0	139	27.9	1	0.7		*	Quasi-complete separation of data points detected.				*	WARNING: The relative Hessian convergence criterion of 19.480043296 is greater than the limit of 0.0001. The convergence is questionable.			0.00		Algorithm converged.	0.00	NE	0.9999		>999.99		Algorithm converged.	0.00	NE
Infections and infestations	Abdominal infection	Rest of World	57	11.5	0	0.0	59	11.8	0	0.0	NE			NE	NE	NE		NE	NE	NE	NE		NE	NE	NE	NE		NE		NE	NE	NE
Infections and infestations	Actinomycotic abdominal infection	Western Europe/United States/Canada/Australia	298	60.2	0	0.0	300	60.2	1	0.3		*	Quasi-complete separation of data points detected.				*	ERROR: The mean parameter is either invalid or at a limit of its range for some observations.			0.00		Algorithm converged.	0.00	NE	0.9999	NE	>999.99		Algorithm converged.	0.00	NE
Infections and infestations	Actinomycotic abdominal infection	Asia	140	28.3	0	0.0	139	27.9	0	0.0	NE			NE	NE	NE		NE	NE	NE	NE		NE	NE	NE	NE		NE		NE	NE	NE
Infections and infestations	Actinomycotic abdominal infection	Rest of World	57	11.5	0	0.0	59	11.8	0	0.0	NE			NE	NE	NE		NE	NE	NE	NE		NE	NE	NE	NE		NE		NE	NE	NE
Infections and infestations	Appendicitis	Western Europe/United States/Canada/Australia	298	60.2	1	0.3	300	60.2	0	0.0		*	Quasi-complete separation of data points detected.				*	WARNING: Negative of Hessian not positive definite.			NE		Algorithm converged.	NE	NE	NE	NE	NE		Algorithm converged.	NE	NE
Infections and infestations	Appendicitis	Asia	140	28.3	0	0.0	139	27.9	0	0.0	NE			NE	NE	NE		NE	NE	NE	NE		NE	NE	NE	NE		NE		NE	NE	NE
Infections and infestations	Appendicitis	Rest of World	57	11.5	0	0.0	59	11.8	0	0.0	NE			NE	NE	NE		NE	NE	NE	NE		NE	NE	NE	NE		NE		NE	NE	NE
Infections and infestations	Aspergillus infection	Western Europe/United States/Canada/Australia	298	60.2	1	0.3	300	60.2	0	0.0		*	Quasi-complete separation of data points detected.				*	WARNING: Negative of Hessian not positive definite.			NE		Algorithm converged.	NE	NE	NE	NE	NE		Algorithm converged.	NE	NE
Infections and infestations	Aspergillus infection	Asia	140	28.3	0	0.0	139	27.9	0	0.0	NE			NE	NE	NE		NE	NE	NE	NE		NE	NE	NE	NE		NE		NE	NE	NE
Infections and infestations	Aspergillus infection	Rest of World	57	11.5	0	0.0	59	11.8	0	0.0	NE			NE	NE	NE		NE	NE	NE	NE		NE	NE	NE	NE		NE		NE	NE	NE
Infections and infestations	Atypical pneumonia	Western Europe/United States/Canada/Australia	298	60.2	0	0.0	300	60.2	1	0.3		*	Quasi-complete separation of data points detected.				*	ERROR: The mean parameter is either invalid or at a limit of its range for some observations.			0.00		Algorithm converged.	0.00	NE	0.9999	NE	>999.99		Algorithm converged.	0.00	NE
Infections and infestations	Atypical pneumonia	Asia	140	28.3	0	0.0	139	27.9	0	0.0	NE			NE	NE	NE		NE	NE	NE	NE		NE	NE	NE	NE		NE		NE	NE	NE
Infections and infestations	Atypical pneumonia	Rest of World	57	11.5	1	1.8	59	11.8	0	0.0		*	Quasi-complete separation of data points detected.				*	WARNING: The relative Hessian convergence criterion of 10.998844964 is greater than the limit of 0.0001. The convergence is questionable.			NE		Algorithm converged.	NE	NE	NE		NE		Algorithm converged.	NE	NE
Infections and infestations	Bacteraemia	Western Europe/United States/Canada/Australia	298	60.2	2	0.7	300	60.2	0	0.0		*	Quasi-complete separation of data points detected.				*	WARNING: Negative of Hessian not positive definite.			NE		Algorithm converged.	NE	NE	NE	NE	NE		Algorithm converged.	NE	NE
Infections and infestations	Bacteraemia	Asia	140	28.3	1	0.7	139	27.9	0	0.0		*	Quasi-complete separation of data points detected.				*	WARNING: Negative of Hessian not positive definite.			NE		Algorithm converged.	NE	NE	NE		NE		Algorithm converged.	NE	NE
Infections and infestations	Bacteraemia	Rest of World	57	11.5	1	1.8	59	11.8	0	0.0		*	Quasi-complete separation of data points detected.				*	ERROR: Error in computing the link function, its derivatives, or the variance function.			NE		Algorithm converged.	NE	NE	NE		NE		Algorithm converged.	NE	NE
Infections and infestations	Bronchitis	Western Europe/United States/Canada/Australia	298	60.2	1	0.3	300	60.2	0	0.0		*	Quasi-complete separation of data points detected.				*	WARNING: Negative of Hessian not positive definite.			NE		Algorithm converged.	NE	NE	NE	NE	NE		Algorithm converged.	NE	NE
Infections and infestations	Bronchitis	Asia	140	28.3	0	0.0	139	27.9	0	0.0	NE			NE	NE	NE		NE	NE	NE	NE		NE	NE	NE	NE		NE		NE	NE	NE
Infections and infestations	Bronchitis	Rest of World	57	11.5	0	0.0	59	11.8	0	0.0	NE			NE	NE	NE		NE	NE	NE	NE		NE	NE	NE	NE		NE		NE	NE	NE
Infections and infestations	Bronchopulmonary aspergillosis	Western Europe/United States/Canada/Australia	298	60.2	1	0.3	300	60.2	0	0.0		*	Quasi-complete separation of data points detected.				*	WARNING: Negative of Hessian not positive definite.			NE		Algorithm converged.	NE	NE	NE	NE	NE		Algorithm converged.	NE	NE
Infections and infestations	Bronchopulmonary aspergillosis	Asia	140	28.3	0	0.0	139	27.9	0	0.0	NE			NE	NE	NE		NE	NE	NE	NE		NE	NE	NE	NE		NE		NE	NE	NE
Infections and infestations	Bronchopulmonary aspergillosis	Rest of World	57	11.5	0	0.0	59	11.8	0	0.0	NE			NE	NE	NE		NE	NE	NE	NE		NE	NE	NE	NE		NE		NE	NE	NE
Infections and infestations	Campylobacter gastroenteritis	Western Europe/United States/Canada/Australia	298	60.2	1	0.3	300	60.2	0	0.0		*	Quasi-complete separation of data points detected.				*	WARNING: The relative Hessian convergence criterion of 44.806790292 is greater than the limit of 0.0001. The convergence is questionable.			NE		Algorithm converged.	NE	NE	NE	NE	NE		Algorithm converged.	NE	NE
Infections and infestations	Campylobacter gastroenteritis	Asia	140	28.3	0	0.0	139	27.9	0	0.0	NE			NE	NE	NE		NE	NE	NE	NE		NE	NE	NE	NE		NE		NE	NE	NE
Infections and infestations	Campylobacter gastroenteritis	Rest of World	57	11.5	0	0.0	59	11.8	0	0.0	NE			NE	NE	NE		NE	NE	NE	NE		NE	NE	NE	NE		NE		NE	NE	NE
Infections and infestations	Cellulitis	Western Europe/United States/Canada/Australia	298	60.2	3	1.0	300	60.2	1	0.3	3.04		Convergence criterion (GCONV=1E-8) satisfied.	0.31	29.39	0.007		Algorithm converged.	-0.006	0.020	3.02		Algorithm converged.	0.32	28.87	0.3372	NE	0.33		Algorithm converged.	0.03	3.17
Infections and infestations	Cellulitis	Asia	140	28.3	0	0.0	139	27.9	0	0.0	NE			NE	NE	NE		NE	NE	NE	NE		NE	NE	NE	NE		NE		NE	NE	NE
Infections and infestations	Cellulitis	Rest of World	57	11.5	0	0.0	59	11.8	0	0.0	NE			NE	NE	NE		NE	NE	NE	NE		NE	NE	NE	NE		NE		NE	NE	NE
Infections and infestations	Clostridium difficile colitis	Western Europe/United States/Canada/Australia	298	60.2	2	0.7	300	60.2	0	0.0		*	Quasi-complete separation of data points detected.				*	WARNING: Negative of Hessian not positive definite.			NE		Algorithm converged.	NE	NE	NE	NE	NE		Algorithm converged.	NE	NE
Infections and infestations	Clostridium difficile colitis	Asia	140	28.3	0	0.0	139	27.9	0	0.0	NE			NE	NE	NE		NE	NE	NE	NE		NE	NE	NE	NE		NE		NE	NE	NE
Infections and infestations	Clostridium difficile colitis	Rest of World	57	11.5	0	0.0	59	11.8	0	0.0	NE			NE	NE	NE		NE	NE	NE	NE		NE	NE	NE	NE		NE		NE	NE	NE
Infections and infestations	Clostridium difficile infection	Western Europe/United States/Canada/Australia	298	60.2	1	0.3	300	60.2	0	0.0		*	Quasi-complete separation of data points detected.				*	WARNING: Negative of Hessian not positive definite.			NE		Algorithm converged.	NE	NE	NE	NE	NE		Algorithm converged.	NE	NE
Infections and infestations	Clostridium difficile infection	Asia	140	28.3	0	0.0	139	27.9	0	0.0	NE			NE	NE	NE		NE	NE	NE	NE		NE	NE	NE	NE		NE		NE	NE	NE
Infections and infestations	Clostridium difficile infection	Rest of World	57	11.5	0	0.0	59	11.8	0	0.0	NE			NE	NE	NE		NE	NE	NE	NE		NE	NE	NE	NE		NE		NE	NE	NE
Infections and infestations	Coronavirus infection	Western Europe/United States/Canada/Australia	298	60.2	0	0.0	300	60.2	1	0.3		*	Quasi-complete separation of data points detected.				*	ERROR: The mean parameter is either invalid or at a limit of its range for some observations.			0.00		Algorithm converged.	0.00	NE	0.9999	NE	>999.99		Algorithm converged.	0.00	NE
Infections and infestations	Coronavirus infection	Asia	140	28.3	0	0.0	139	27.9	0	0.0	NE			NE	NE	NE		NE	NE	NE	NE		NE	NE	NE	NE		NE		NE	NE	NE
Infections and infestations	Coronavirus infection	Rest of World	57	11.5	0	0.0	59	11.8	0	0.0	NE			NE	NE	NE		NE	NE	NE	NE		NE	NE	NE	NE		NE		NE	NE	NE
Infections and infestations	Cytomegalovirus enteritis	Western Europe/United States/Canada/Australia	298	60.2	1	0.3	300	60.2	0	0.0		*	Quasi-complete separation of data points detected.				*	WARNING: The relative Hessian convergence criterion of 44.806790292 is greater than the limit of 0.0001. The convergence is questionable.			NE		Algorithm converged.	NE	NE	NE	NE	NE		Algorithm converged.	NE	NE
Infections and infestations	Cytomegalovirus enteritis	Asia	140	28.3	0	0.0	139	27.9	0	0.0	NE			NE	NE	NE		NE	NE	NE	NE		NE	NE	NE	NE		NE		NE	NE	NE
Infections and infestations	Cytomegalovirus enteritis	Rest of World	57	11.5	0	0.0	59	11.8	0	0.0	NE			NE	NE	NE		NE	NE	NE	NE		NE	NE	NE	NE		NE		NE	NE	NE
Infections and infestations	Cytomegalovirus infection	Western Europe/United States/Canada/Australia	298	60.2	1	0.3	300	60.2	1	0.3	1.01		Convergence criterion (GCONV=1E-8) satisfied.	0.06	16.17	0.000		Algorithm converged.	-0.009	0.009	1.01		Algorithm converged.	0.06	16.02	0.9962	1.0000	0.99		Algorithm converged.	0.06	15.81
Infections and infestations	Cytomegalovirus infection	Asia	140	28.3	0	0.0	139	27.9	0	0.0	NE			NE	NE	NE		NE	NE	NE	NE		NE	NE	NE	NE		NE		NE	NE	NE
Infections and infestations	Cytomegalovirus infection	Rest of World	57	11.5	0	0.0	59	11.8	0	0.0	NE			NE	NE	NE		NE	NE	NE	NE		NE	NE	NE	NE		NE		NE	NE	NE
Infections and infestations	Device related infection	Western Europe/United States/Canada/Australia	298	60.2	2	0.7	300	60.2	0	0.0		*	Quasi-complete separation of data points detected.				*	WARNING: Negative of Hessian not positive definite.			NE		Algorithm converged.	NE	NE	NE	NE	NE		Algorithm converged.	NE	NE
Infections and infestations	Device related infection	Asia	140	28.3	0	0.0	139	27.9	0	0.0	NE			NE	NE	NE		NE	NE	NE	NE		NE	NE	NE	NE		NE		NE	NE	NE
Infections and infestations	Device related infection	Rest of World	57	11.5	0	0.0	59	11.8	0	0.0	NE			NE	NE	NE		NE	NE	NE	NE		NE	NE	NE	NE		NE		NE	NE	NE
Infections and infestations	Device related sepsis	Western Europe/United States/Canada/Australia	298	60.2	1	0.3	300	60.2	0	0.0		*	Quasi-complete separation of data points detected.				*	WARNING: Negative of Hessian not positive definite.			NE		Algorithm converged.	NE	NE	NE	NE	NE		Algorithm converged.	NE	NE
Infections and infestations	Device related sepsis	Asia	140	28.3	0	0.0	139	27.9	0	0.0	NE			NE	NE	NE		NE	NE	NE	NE		NE	NE	NE	NE		NE		NE	NE	NE
Infections and infestations	Device related sepsis	Rest of World	57	11.5	0	0.0	59	11.8	0	0.0	NE			NE	NE	NE		NE	NE	NE	NE		NE	NE	NE	NE		NE		NE	NE	NE
Infections and infestations	Diarrhoea infectious	Western Europe/United States/Canada/Australia	298	60.2	0	0.0	300	60.2	0	0.0	NE			NE	NE	NE		NE	NE	NE	NE		NE	NE	NE	NE	NE	NE		NE	NE	NE
Infections and infestations	Diarrhoea infectious	Asia	140	28.3	0	0.0	139	27.9	1	0.7		*	Quasi-complete separation of data points detected.				*	WARNING: The relative Hessian convergence criterion of 19.480043432 is greater than the limit of 0.0001. The convergence is questionable.			0.00		Algorithm converged.	0.00	NE	0.9999		>999.99		Algorithm converged.	0.00	NE
Infections and infestations	Diarrhoea infectious	Rest of World	57	11.5	0	0.0	59	11.8	0	0.0	NE			NE	NE	NE		NE	NE	NE	NE		NE	NE	NE	NE		NE		NE	NE	NE
Infections and infestations	Enterobacter infection	Western Europe/United States/Canada/Australia	298	60.2	0	0.0	300	60.2	1	0.3		*	Quasi-complete separation of data points detected.				*	ERROR: The mean parameter is either invalid or at a limit of its range for some observations.			0.00		Algorithm converged.	0.00	NE	0.9999	NE	>999.99		Algorithm converged.	0.00	NE
Infections and infestations	Enterobacter infection	Asia	140	28.3	0	0.0	139	27.9	0	0.0	NE			NE	NE	NE		NE	NE	NE	NE		NE	NE	NE	NE		NE		NE	NE	NE
Infections and infestations	Enterobacter infection	Rest of World	57	11.5	0	0.0	59	11.8	0	0.0	NE			NE	NE	NE		NE	NE	NE	NE		NE	NE	NE	NE		NE		NE	NE	NE
Infections and infestations	Enterocolitis infectious	Western Europe/United States/Canada/Australia	298	60.2	1	0.3	300	60.2	0	0.0		*	Quasi-complete separation of data points detected.				*	WARNING: Negative of Hessian not positive definite.			NE		Algorithm converged.	NE	NE	NE	NE	NE		Algorithm converged.	NE	NE
Infections and infestations	Enterocolitis infectious	Asia	140	28.3	0	0.0	139	27.9	0	0.0	NE			NE	NE	NE		NE	NE	NE	NE		NE	NE	NE	NE		NE		NE	NE	NE
Infections and infestations	Enterocolitis infectious	Rest of World	57	11.5	0	0.0	59	11.8	0	0.0	NE			NE	NE	NE		NE	NE	NE	NE		NE	NE	NE	NE		NE		NE	NE	NE
Infections and infestations	Erysipelas	Western Europe/United States/Canada/Australia	298	60.2	0	0.0	300	60.2	0	0.0	NE			NE	NE	NE		NE	NE	NE	NE		NE	NE	NE	NE	NE	NE		NE	NE	NE
Infections and infestations	Erysipelas	Asia	140	28.3	0	0.0	139	27.9	0	0.0	NE			NE	NE	NE		NE	NE	NE	NE		NE	NE	NE	NE		NE		NE	NE	NE
Infections and infestations	Erysipelas	Rest of World	57	11.5	1	1.8	59	11.8	0	0.0		*	Quasi-complete separation of data points detected.				*	ERROR: Error in computing the link function, its derivatives, or the variance function.			NE		Algorithm converged.	NE	NE	NE		NE		Algorithm converged.	NE	NE
Infections and infestations	Escherichia bacteraemia	Western Europe/United States/Canada/Australia	298	60.2	1	0.3	300	60.2	1	0.3	1.01		Convergence criterion (GCONV=1E-8) satisfied.	0.06	16.17	0.000		Algorithm converged.	-0.009	0.009	1.01		Algorithm converged.	0.06	16.02	0.9962	1.0000	0.99		Algorithm converged.	0.06	15.81
Infections and infestations	Escherichia bacteraemia	Asia	140	28.3	0	0.0	139	27.9	0	0.0	NE			NE	NE	NE		NE	NE	NE	NE		NE	NE	NE	NE		NE		NE	NE	NE
Infections and infestations	Escherichia bacteraemia	Rest of World	57	11.5	0	0.0	59	11.8	0	0.0	NE			NE	NE	NE		NE	NE	NE	NE		NE	NE	NE	NE		NE		NE	NE	NE
Infections and infestations	Escherichia infection	Western Europe/United States/Canada/Australia	298	60.2	1	0.3	300	60.2	0	0.0		*	Quasi-complete separation of data points detected.				*	WARNING: Negative of Hessian not positive definite.			NE		Algorithm converged.	NE	NE	NE	NE	NE		Algorithm converged.	NE	NE
Infections and infestations	Escherichia infection	Asia	140	28.3	0	0.0	139	27.9	0	0.0	NE			NE	NE	NE		NE	NE	NE	NE		NE	NE	NE	NE		NE		NE	NE	NE

Infections and infestations	Escherichia infection	Rest of World	57	11.5	0	0.0	59	11.8	0	0.0	NE			NE	NE	NE		NE	NE	NE	NE		NE	NE	NE	NE		NE		NE	NE	NE
Infections and infestations	Escherichia sepsis	Western Europe/United States/Canada/Australia	298	60.2	0	0.0	300	60.2	1	0.3		*	Quasi-complete separation of data points detected.				*	ERROR: The mean parameter is either invalid or at a limit of its range for some observations.			0.00		Algorithm converged.	0.00	NE	0.9999	NE	>999.99		Algorithm converged.	0.00	NE
Infections and infestations	Escherichia sepsis	Asia	140	28.3	0	0.0	139	27.9	1	0.7		*	Quasi-complete separation of data points detected.				*	WARNING: The relative Hessian convergence criterion of 19.480043432 is greater than the limit of 0.0001. The convergence is questionable.			0.00		Algorithm converged.	0.00	NE	0.9999		>999.99		Algorithm converged.	0.00	NE
Infections and infestations	Escherichia sepsis	Rest of World	57	11.5	0	0.0	59	11.8	0	0.0	NE			NE	NE	NE		NE	NE	NE	NE		NE	NE	NE	NE		NE		NE	NE	NE
Infections and infestations	Fungal infection	Western Europe/United States/Canada/Australia	298	60.2	0	0.0	300	60.2	0	0.0	NE			NE	NE	NE		NE	NE	NE	NE		NE	NE	NE	NE	NE	NE		NE	NE	NE
Infections and infestations	Fungal infection	Asia	140	28.3	0	0.0	139	27.9	1	0.7		*	Quasi-complete separation of data points detected.				*	WARNING: The relative Hessian convergence criterion of 19.480043296 is greater than the limit of 0.0001. The convergence is questionable.			0.00		Algorithm converged.	0.00	NE	0.9999		>999.99		Algorithm converged.	0.00	NE
Infections and infestations	Fungal infection	Rest of World	57	11.5	0	0.0	59	11.8	0	0.0	NE			NE	NE	NE		NE	NE	NE	NE		NE	NE	NE	NE		NE		NE	NE	NE
Infections and infestations	Gastroenteritis viral	Western Europe/United States/Canada/Australia	298	60.2	1	0.3	300	60.2	0	0.0		*	Quasi-complete separation of data points detected.				*	WARNING: The relative Hessian convergence criterion of 44.806790292 is greater than the limit of 0.0001. The convergence is questionable.			NE		Algorithm converged.	NE	NE	NE	NE	NE		Algorithm converged.	NE	NE
Infections and infestations	Gastroenteritis viral	Asia	140	28.3	0	0.0	139	27.9	0	0.0	NE			NE	NE	NE		NE	NE	NE	NE		NE	NE	NE	NE		NE		NE	NE	NE
Infections and infestations	Gastroenteritis viral	Rest of World	57	11.5	0	0.0	59	11.8	0	0.0	NE			NE	NE	NE		NE	NE	NE	NE		NE	NE	NE	NE		NE		NE	NE	NE
Infections and infestations	Herpes simplex	Western Europe/United States/Canada/Australia	298	60.2	0	0.0	300	60.2	1	0.3		*	Quasi-complete separation of data points detected.				*	ERROR: The mean parameter is either invalid or at a limit of its range for some observations.			0.00		Algorithm converged.	0.00	NE	0.9999	NE	>999.99		Algorithm converged.	0.00	NE
Infections and infestations	Herpes simplex	Asia	140	28.3	0	0.0	139	27.9	0	0.0	NE			NE	NE	NE		NE	NE	NE	NE		NE	NE	NE	NE		NE		NE	NE	NE
Infections and infestations	Herpes simplex	Rest of World	57	11.5	0	0.0	59	11.8	0	0.0	NE			NE	NE	NE		NE	NE	NE	NE		NE	NE	NE	NE		NE		NE	NE	NE
Infections and infestations	Herpes zoster	Western Europe/United States/Canada/Australia	298	60.2	0	0.0	300	60.2	0	0.0	NE			NE	NE	NE		NE	NE	NE	NE		NE	NE	NE	NE	NE	NE		NE	NE	NE
Infections and infestations	Herpes zoster	Asia	140	28.3	0	0.0	139	27.9	1	0.7		*	Quasi-complete separation of data points detected.				*	WARNING: The relative Hessian convergence criterion of 19.480043432 is greater than the limit of 0.0001. The convergence is questionable.			0.00		Algorithm converged.	0.00	NE	0.9999		>999.99		Algorithm converged.	0.00	NE
Infections and infestations	Herpes zoster	Rest of World	57	11.5	0	0.0	59	11.8	0	0.0	NE			NE	NE	NE		NE	NE	NE	NE		NE	NE	NE	NE		NE		NE	NE	NE
Infections and infestations	Infection	Western Europe/United States/Canada/Australia	298	60.2	2	0.7	300	60.2	1	0.3	2.02		Convergence criterion (GCONV=1E-8) satisfied.	0.18	22.40	0.003		Algorithm converged.	-0.008	0.015	2.01		Algorithm converged.	0.18	22.09	0.5669	NE	0.50		Algorithm converged.	0.05	5.45
Infections and infestations	Infection	Asia	140	28.3	0	0.0	139	27.9	0	0.0	NE			NE	NE	NE		NE	NE	NE	NE		NE	NE	NE	NE		NE		NE	NE	NE
Infections and infestations	Infection	Rest of World	57	11.5	2	3.5	59	11.8	0	0.0		*	Quasi-complete separation of data points detected.				*	ERROR: Error in computing the link function, its derivatives, or the variance function.			NE		Algorithm converged.	NE	NE	NE		NE		Algorithm converged.	NE	NE
Infections and infestations	Influenza	Western Europe/United States/Canada/Australia	298	60.2	2	0.7	300	60.2	0	0.0		*	Quasi-complete separation of data points detected.				*	WARNING: Negative of Hessian not positive definite.			NE		Algorithm converged.	NE	NE	NE	NE	NE		Algorithm converged.	NE	NE
Infections and infestations	Influenza	Asia	140	28.3	0	0.0	139	27.9	0	0.0	NE			NE	NE	NE		NE	NE	NE	NE		NE	NE	NE	NE		NE		NE	NE	NE
Infections and infestations	Influenza	Rest of World	57	11.5	0	0.0	59	11.8	0	0.0	NE			NE	NE	NE		NE	NE	NE	NE		NE	NE	NE	NE		NE		NE	NE	NE
Infections and infestations	Intervertebral discitis	Western Europe/United States/Canada/Australia	298	60.2	0	0.0	300	60.2	1	0.3		*	Quasi-complete separation of data points detected.				*	ERROR: The mean parameter is either invalid or at a limit of its range for some observations.			0.00		Algorithm converged.	0.00	NE	0.9999	NE	>999.99		Algorithm converged.	0.00	NE
Infections and infestations	Intervertebral discitis	Asia	140	28.3	0	0.0	139	27.9	0	0.0	NE			NE	NE	NE		NE	NE	NE	NE		NE	NE	NE	NE		NE		NE	NE	NE
Infections and infestations	Intervertebral discitis	Rest of World	57	11.5	0	0.0	59	11.8	0	0.0	NE			NE	NE	NE		NE	NE	NE	NE		NE	NE	NE	NE		NE		NE	NE	NE
Infections and infestations	Klebsiella sepsis	Western Europe/United States/Canada/Australia	298	60.2	0	0.0	300	60.2	1	0.3		*	Quasi-complete separation of data points detected.				*	ERROR: The mean parameter is either invalid or at a limit of its range for some observations.			0.00		Algorithm converged.	0.00	NE	0.9999	NE	>999.99		Algorithm converged.	0.00	NE
Infections and infestations	Klebsiella sepsis	Asia	140	28.3	0	0.0	139	27.9	0	0.0	NE			NE	NE	NE		NE	NE	NE	NE		NE	NE	NE	NE		NE		NE	NE	NE
Infections and infestations	Klebsiella sepsis	Rest of World	57	11.5	0	0.0	59	11.8	0	0.0	NE			NE	NE	NE		NE	NE	NE	NE		NE	NE	NE	NE		NE		NE	NE	NE
Infections and infestations	Mediastinitis	Western Europe/United States/Canada/Australia	298	60.2	1	0.3	300	60.2	0	0.0		*	Quasi-complete separation of data points detected.				*	WARNING: The relative Hessian convergence criterion of 44.806790292 is greater than the limit of 0.0001. The convergence is questionable.			NE		Algorithm converged.	NE	NE	NE	NE	NE		Algorithm converged.	NE	NE
Infections and infestations	Mediastinitis	Asia	140	28.3	0	0.0	139	27.9	0	0.0	NE			NE	NE	NE		NE	NE	NE	NE		NE	NE	NE	NE		NE		NE	NE	NE
Infections and infestations	Mediastinitis	Rest of World	57	11.5	0	0.0	59	11.8	0	0.0	NE			NE	NE	NE		NE	NE	NE	NE		NE	NE	NE	NE		NE		NE	NE	NE
Infections and infestations	Neutropenic sepsis	Western Europe/United States/Canada/Australia	298	60.2	2	0.7	300	60.2	1	0.3	2.02		Convergence criterion (GCONV=1E-8) satisfied.	0.18	22.40	0.003		Algorithm converged.	-0.008	0.015	2.01		Algorithm converged.	0.18	22.09	0.5669	NE	0.50		Algorithm converged.	0.05	5.45
Infections and infestations	Neutropenic sepsis	Asia	140	28.3	0	0.0	139	27.9	0	0.0	NE			NE	NE	NE		NE	NE	NE	NE		NE	NE	NE	NE		NE		NE	NE	NE
Infections and infestations	Neutropenic sepsis	Rest of World	57	11.5	0	0.0	59	11.8	0	0.0	NE			NE	NE	NE		NE	NE	NE	NE		NE	NE	NE	NE		NE		NE	NE	NE
Infections and infestations	Peritonitis	Western Europe/United States/Canada/Australia	298	60.2	0	0.0	300	60.2	1	0.3		*	Quasi-complete separation of data points detected.				*	ERROR: The mean parameter is either invalid or at a limit of its range for some observations.			0.00		Algorithm converged.	0.00	NE	0.9999	NE	>999.99		Algorithm converged.	0.00	NE
Infections and infestations	Peritonitis	Asia	140	28.3	0	0.0	139	27.9	0	0.0	NE			NE	NE	NE		NE	NE	NE	NE		NE	NE	NE	NE		NE		NE	NE	NE
Infections and infestations	Peritonitis	Rest of World	57	11.5	0	0.0	59	11.8	0	0.0	NE			NE	NE	NE		NE	NE	NE	NE		NE	NE	NE	NE		NE		NE	NE	NE
Infections and infestations	Pneumocystis jirovecii pneumonia	Western Europe/United States/Canada/Australia	298	60.2	2	0.7	300	60.2	0	0.0		*	Quasi-complete separation of data points detected.				*	WARNING: Negative of Hessian not positive definite.			NE		Algorithm converged.	NE	NE	NE	NE	NE		Algorithm converged.	NE	NE
Infections and infestations	Pneumocystis jirovecii pneumonia	Asia	140	28.3	0	0.0	139	27.9	1	0.7		*	Quasi-complete separation of data points detected.				*	WARNING: The relative Hessian convergence criterion of 19.480043432 is greater than the limit of 0.0001. The convergence is questionable.			0.00		Algorithm converged.	0.00	NE	0.9999		>999.99		Algorithm converged.	0.00	NE
Infections and infestations	Pneumocystis jirovecii pneumonia	Rest of World	57	11.5	0	0.0	59	11.8	0	0.0	NE			NE	NE	NE		NE	NE	NE	NE		NE	NE	NE	NE		NE		NE	NE	NE
Infections and infestations	Pneumonia	Western Europe/United States/Canada/Australia	298	60.2	11	3.7	300	60.2	7	2.3	1.60		Convergence criterion (GCONV=1E-8) satisfied.	0.61	4.20	0.014		Algorithm converged.	-0.014	0.041	1.58		Algorithm converged.	0.62	4.03	0.3358	0.5302	0.63		Algorithm converged.	0.25	1.61
Infections and infestations	Pneumonia	Asia	140	28.3	10	7.1	139	27.9	7	5.0	1.45		Convergence criterion (GCONV=1E-8) satisfied.	0.54	3.93	0.021		Algorithm converged.	-0.035	0.077	1.42		Algorithm converged.	0.56	3.62	0.4647		0.71		Algorithm converged.	0.28	1.80
Infections and infestations	Pneumonia	Rest of World	57	11.5	4	7.0	59	11.8	6	10.2	0.67		Convergence criterion (GCONV=1E-8) satisfied.	0.18	2.50	-0.032		Algorithm converged.	-0.133	0.070	0.69		Algorithm converged.	0.21	2.32	0.5484		1.45		Algorithm converged.	0.43	4.87
Infections and infestations	Pneumonia bacterial	Western Europe/United States/Canada/Australia	298	60.2	1	0.3	300	60.2	0	0.0		*	Quasi-complete separation of data points detected.				*	WARNING: Negative of Hessian not positive definite.			NE		Algorithm converged.	NE	NE	NE	NE	NE		Algorithm converged.	NE	NE
Infections and infestations	Pneumonia bacterial	Asia	140	28.3	0	0.0	139	27.9	0	0.0	NE			NE	NE	NE		NE	NE	NE	NE		NE	NE	NE	NE		NE		NE	NE	NE
Infections and infestations	Pneumonia bacterial	Rest of World	57	11.5	0	0.0	59	11.8	0	0.0	NE			NE	NE	NE		NE	NE	NE	NE		NE	NE	NE	NE		NE		NE	NE	NE
Infections and infestations	Pneumonia pneumococcal	Western Europe/United States/Canada/Australia	298	60.2	1	0.3	300	60.2	0	0.0		*	Quasi-complete separation of data points detected.				*	WARNING: Negative of Hessian not positive definite.			NE		Algorithm converged.	NE	NE	NE	NE	NE		Algorithm converged.	NE	NE
Infections and infestations	Pneumonia pneumococcal	Asia	140	28.3	0	0.0	139	27.9	0	0.0	NE			NE	NE	NE		NE	NE	NE	NE		NE	NE	NE	NE		NE		NE	NE	NE
Infections and infestations	Pneumonia pneumococcal	Rest of World	57	11.5	0	0.0	59	11.8	0	0.0	NE			NE	NE	NE		NE	NE	NE	NE		NE	NE	NE	NE		NE		NE	NE	NE
Infections and infestations	Prostate infection	Western Europe/United States/Canada/Australia	298	60.2	0	0.0	300	60.2	1	0.3		*	Quasi-complete separation of data points detected.				*	ERROR: The mean parameter is either invalid or at a limit of its range for some observations.			0.00		Algorithm converged.	0.00	NE	0.9999	NE	>999.99		Algorithm converged.	0.00	NE
Infections and infestations	Prostate infection	Asia	140	28.3	0	0.0	139	27.9	0	0.0	NE			NE	NE	NE		NE	NE	NE	NE		NE	NE	NE	NE		NE		NE	NE	NE
Infections and infestations	Prostate infection	Rest of World	57	11.5	0	0.0	59	11.8	0	0.0	NE			NE	NE	NE		NE	NE	NE	NE		NE	NE	NE	NE		NE		NE	NE	NE
Infections and infestations	Respiratory tract infection	Western Europe/United States/Canada/Australia	298	60.2	0	0.0	300	60.2	0	0.0	NE			NE	NE	NE		NE	NE	NE	NE		NE	NE	NE	NE	NE	NE		NE	NE	NE
Infections and infestations	Respiratory tract infection	Asia	140	28.3	1	0.7	139	27.9	0	0.0		*	Quasi-complete separation of data points detected.				*	WARNING: Negative of Hessian not positive definite.			NE		Algorithm converged.	NE	NE	NE		NE		Algorithm converged.	NE	NE
Infections and infestations	Respiratory tract infection	Rest of World	57	11.5	0	0.0	59	11.8	0	0.0	NE			NE	NE	NE		NE	NE	NE	NE		NE	NE	NE	NE		NE		NE	NE	NE
Infections and infestations	Rhinovirus infection	Western Europe/United States/Canada/Australia	298	60.2	0	0.0	300	60.2	0	0.0	NE			NE	NE	NE		NE	NE	NE	NE		NE	NE	NE	NE	NE	NE		NE	NE	NE
Infections and infestations	Rhinovirus infection	Asia	140	28.3	0	0.0	139	27.9	0	0.0	NE			NE	NE	NE		NE	NE	NE	NE		NE	NE	NE	NE		NE		NE	NE	NE
Infections and infestations	Rhinovirus infection	Rest of World	57	11.5	1	1.8	59	11.8	0	0.0		*	Quasi-complete separation of data points detected.				*	ERROR: Error in computing the link function, its derivatives, or the variance function.			NE		Algorithm converged.	NE	NE	NE		NE		Algorithm converged.	NE	NE
Infections and infestations	Scrotal infection	Western Europe/United States/Canada/Australia	298	60.2	0	0.0	300	60.2	1	0.3		*	Quasi-complete separation of data points detected.				*	ERROR: The mean parameter is either invalid or at a limit of its range for some observations.			0.00		Algorithm converged.	0.00	NE	0.9999	NE	>999.99		Algorithm converged.	0.00	NE
Infections and infestations	Scrotal infection	Asia	140	28.3	0	0.0	139	27.9	0	0.0	NE			NE	NE	NE		NE	NE	NE	NE		NE	NE	NE	NE		NE		NE	NE	NE
Infections and infestations	Scrotal infection	Rest of World	57	11.5	0	0.0	59	11.8	0	0.0	NE			NE	NE	NE		NE	NE	NE	NE		NE	NE	NE	NE		NE		NE	NE	NE
Infections and infestations	Sepsis	Western Europe/United States/Canada/Australia	298	60.2	5	1.7	300	60.2	5	1.7	1.01		Convergence criterion (GCONV=1E-8) satisfied.	0.29	3.51	0.000		Algorithm converged.	-0.020	0.021	1.01		Algorithm converged.	0.29	3.44	0.9915	0.2953	0.99		Algorithm converged.	0.29	3.40
Infections and infestations	Sepsis	Asia	140	28.3	0	0.0	139	27.9	1	0.7		*	Quasi-complete separation of data points detected.				*	WARNING: The relative Hessian convergence criterion of 19.480043296 is greater than the limit of 0.0001. The convergence is questionable.			0.00		Algorithm converged.	0.00	NE	0.9999		>999.99		Algorithm converged.	0.00	NE
Infections and infestations	Sepsis	Rest of World	57	11.5	0	0.0	59	11.8	1	1.7		*	Quasi-complete separation of data points detected.				*	WARNING: The relative Hessian convergence criterion of 10.540168611 is greater than the limit of 0.0001. The convergence is questionable.			0.00		Algorithm converged.	0.00	NE	0.9999		>999.99		Algorithm converged.	0.00	NE
Infections and infestations	Septic shock	Western Europe/United States/Canada/Australia	298	60.2	0	0.0	300	60.2	1	0.3		*	Quasi-complete separation of data points detected.				*	ERROR: The mean parameter is either invalid or at a limit of its range for some observations.			0.00		Algorithm converged.	0.00	NE	0.9999	NE	>999.99		Algorithm converged.	0.00	NE
Infections and infestations	Septic shock	Asia	140	28.3	0	0.0	139	27.9	2	1.4		*	Quasi-complete separation of data points detected.				*	WARNING: The relative Hessian convergence criterion of 12.308584972 is greater than the limit of 0.0001. The convergence is questionable.			0.00		Algorithm converged.	0.00	NE	0.9999		>999.99		Algorithm converged.	0.00	NE
Infections and infestations	Septic shock	Rest of World	57	11.5	0	0.0	59	11.8	1	1.7		*	Quasi-complete separation of data points detected.				*	WARNING: The relative Hessian convergence criterion of 10.540168601 is greater than the limit of 0.0001. The convergence is questionable.			0.00		Algorithm converged.	0.00	NE	0.9999		>999.99		Algorithm converged.	0.00	NE
Infections and infestations	Skin infection	Western Europe/United States/Canada/Australia	298	60.2	1	0.3	300	60.2	0	0.0		*	Quasi-complete separation of data points detected.				*	WARNING: Negative of Hessian not positive definite.			NE		Algorithm converged.	NE	NE	NE	NE	NE		Algorithm converged.	NE	NE
Infections and infestations	Skin infection	Asia	140	28.3	0	0.0	139	27.9	1	0.7		*	Quasi-complete separation of data points detected.				*	WARNING: The relative Hessian convergence criterion of 19.480043296 is greater than the limit of 0.0001. The convergence is questionable.			0.00		Algorithm converged.	0.00	NE	0.9999		>999.99		Algorithm converged.	0.00	NE
Infections and infestations	Skin infection	Rest of World	57	11.5	0	0.0	59	11.8	0	0.0	NE			NE	NE	NE		NE	NE	NE	NE		NE	NE	NE	NE		NE		NE	NE	NE
Infections and infestations	Staphylococcal infection	Western Europe/United States/Canada/Australia	298	60.2	1	0.3	300	60.2	0	0.0		*	Quasi-complete separation of data points detected.				*	WARNING: Negative of Hessian not positive definite.			NE		Algorithm converged.	NE	NE	NE	NE	NE		Algorithm converged.	NE	NE
Infections and infestations	Staphylococcal infection	Asia	140	28.3	0	0.0	139	27.9	0	0.0	NE			NE	NE	NE		NE	NE	NE	NE		NE	NE	NE	NE		NE		NE	NE	NE
Infections and infestations	Staphylococcal infection	Rest of World	57	11.5	0	0.0	59	11.8	0	0.0	NE			NE	NE	NE		NE	NE	NE	NE		NE	NE	NE	NE		NE		NE	NE	NE
Infections and infestations	Staphylococcal sepsis	Western Europe/United States/Canada/Australia	298	60.2	1	0.3	300	60.2	0	0.0		*	Quasi-complete separation of data points detected.				*	WARNING: The relative Hessian convergence criterion of 44.806790292 is greater than the limit of 0.0001. The convergence is questionable.			NE		Algorithm converged.	NE	NE	NE	NE	NE		Algorithm converged.	NE	NE
Infections and infestations	Staphylococcal sepsis	Asia	140	28.3	0	0.0	139	27.9	0	0.0	NE			NE	NE	NE		NE	NE	NE	NE		NE	NE	NE	NE		NE		NE	NE	NE
Infections and infestations	Staphylococcal sepsis	Rest of World	57	11.5	0	0.0	59	11.8	0	0.0	NE			NE	NE	NE		NE	NE	NE	NE		NE	NE	NE	NE		NE		NE	NE	NE
Infections and infestations	Suspected COVID-19	Western Europe/United States/Canada/Australia	298	60.2	0	0.0	300	60.2	0	0.0	NE			NE	NE	NE		NE	NE	NE	NE		NE	NE	NE	NE	NE	NE		NE	NE	NE
Infections and infestations	Suspected COVID-19	Asia	140	28.3	1	0.7	139	27.9	0	0.0		*	Quasi-complete separation of data points detected.				*	WARNING: Negative of Hessian not positive definite.			NE		Algorithm converged.	NE	NE	NE		NE		Algorithm converged.	NE	NE
Infections and infestations	Suspected COVID-19	Rest of World	57	11.5	0	0.0	59	11.8	0	0.0	NE			NE	NE	NE		NE	NE	NE	NE		NE	NE	NE	NE		NE		NE	NE	NE
Infections and infestations	Systemic candida	Western Europe/United States/Canada/Australia	298	60.2	0	0.0	300	60.2	1	0.3		*	Quasi-complete separation of data points detected.				*	ERROR: The mean parameter is either invalid or at a limit of its range for some observations.			0.00		Algorithm converged.	0.00	NE	0.9999	NE	>999.99		Algorithm converged.	0.00	NE
Infections and infestations	Systemic candida	Asia	140	28.3	0	0.0	139	27.9	0	0.0	NE			NE	NE	NE		NE	NE	NE	NE		NE	NE	NE	NE		NE		NE	NE	NE
Infections and infestations	Systemic candida	Rest of World	57	11.5	0	0.0	59	11.8	0	0.0	NE			NE	NE	NE		NE	NE	NE	NE		NE	NE	NE	NE		NE		NE	NE	NE
Infections and infestations	Tracheitis	Western Europe/United States/Canada/Australia	298	60.2	0	0.0	300	60.2	0	0.0	NE			NE	NE	NE		NE	NE	NE	NE		NE	NE	NE	NE	NE	NE		NE	NE	NE
Infections and infestations	Tracheitis	Asia	140	28.3	0	0.0	139	27.9	1	0.7		*	Quasi-complete separation of data points detected.				*	WARNING: The relative Hessian convergence criterion of 19.480043432 is greater than the limit of 0.0001. The convergence is questionable.			0.00		Algorithm converged.	0.00	NE	0.9999		>999.99		Algorithm converged.	0.00	NE
Infections and infestations	Tracheitis	Rest of World	57	11.5	0	0.0	59	11.8	0	0.0	NE			NE	NE	NE		NE	NE	NE	NE		NE	NE	NE	NE		NE		NE	NE	NE
Infections and infestations	Tracheobronchitis	Western Europe/United States/Canada/Australia	298	60.2	0	0.0	300	60.2	0	0.0	NE			NE	NE	NE		NE	NE	NE	NE		NE	NE	NE	NE	NE	NE		NE	NE	NE
Infections and infestations	Tracheobronchitis	Asia	140	28.3	0	0.0	139	27.9	0	0.0	NE			NE	NE	NE		NE	NE	NE	NE		NE	NE	NE	NE		NE		NE	NE	NE
Infections and infestations	Tracheobronchitis	Rest of World	57	11.5	1	1.8	59	11.8	0	0.0		*	Quasi-complete separation of data points detected.				*	ERROR: Error in computing the link function, its derivatives, or the variance function.			NE		Algorithm converged.	NE	NE	NE		NE		Algorithm converged.	NE	NE
Infections and infestations	Tuberculosis	Western Europe/United States/Canada/Australia	298	60.2	0	0.0	300	60.2	1	0.3		*	Quasi-complete separation of data points detected.				*	ERROR: The mean parameter is either invalid or at a limit of its range for some observations.			0.00		Algorithm converged.	0.00	NE	0.9999	NE	>999.99		Algorithm converged.	0.00	NE
Infections and infestations	Tuberculosis	Asia	140	28.3	0	0.0	139	27.9	0	0.0	NE			NE	NE	NE		NE	NE	NE	NE		NE	NE	NE	NE		NE		NE	NE	NE
Infections and infestations	Tuberculosis	Rest of World	57	11.5	0	0.0	59	11.8	0	0.0	NE			NE	NE	NE		NE	NE	NE	NE		NE	NE	NE	NE		NE		NE	NE	NE
Infections and infestations	Upper respiratory tract infection	Western Europe/United States/Canada/Australia	298	60.2	1	0.3	300	60.2	1	0.3	1.01		Convergence criterion (GCONV=1E-8) satisfied.	0.06	16.17	0.000		Algorithm converged.	-0.009	0.009	1.01		Algorithm converged.	0.06	16.02	0.9962	0.9353	0.99		Algorithm converged.	0.06	15.81
Infections and infestations	Upper respiratory tract infection	Asia	140	28.3	2	1.4	139	27.9	1	0.7	2.00		Convergence criterion (GCONV=1E-8) satisfied.	0.18	22.31	0.007		Algorithm converged.	-0.017	0.031	1.99		Algorithm converged.	0.18	21.65	0.5736		0.50		Algorithm converged.	0.05	5.49
Infections and infestations	Upper respiratory tract infection	Rest of World	57	11.5	0	0.0	59	11.8	0	0.0	NE			NE	NE	NE		NE	NE	NE	NE		NE	NE	NE	NE		NE		NE	NE	NE
Infections and infestations	Urinary tract infection	Western Europe/United States/Canada/Australia	298	60.2	5	1.7	300	60.2	3	1.0	1.69		Convergence criterion (GCONV=1E-8) satisfied.	0.40	7.13	0.007		Algorithm converged.	-0.012	0.025	1.68		Algorithm converged.	0.40	6.96	0.4758	0.6390	0.60		Algorithm converged.	0.14	2.47
Infections and infestations	Urinary tract infection	Asia	140	28.3	2	1.4	139	27.9	1	0.7	2.00		Convergence criterion (GCONV=1E-8) satisfied.	0.18	22.31	0.007		Algorithm converged.	-0.017	0.031	1.99		Algorithm converged.	0.18	21.65	0.5736		0.50		Algorithm converged.	0.05	5.49
Infections and infestations	Urinary tract infection	Rest of World	57	11.5	1	1.8	59	11.8	0	0.0		*	Quasi-complete separation of data points detected.				*	ERROR: Error in computing the link function, its derivatives, or the variance function.			NE		Algorithm converged.	NE	NE	NE		NE		Algorithm converged.	NE	NE
Infections and infestations	Urinary tract infection bacterial	Western Europe/United States/Canada/Australia	298	60.2	1	0.3	300	60.2	0	0.0		*	Quasi-complete separation of data points detected.				*	WARNING: Negative of Hessian not positive definite.			NE		Algorithm converged.	NE	NE	NE	NE	NE		Algorithm converged.	NE	NE
Infections and infestations	Urinary tract infection bacterial	Asia	140	28.3	0	0.0	139	27.9	0	0.0	NE			NE	NE	NE		NE	NE	NE	NE		NE	NE	NE	NE		NE		NE	NE	NE
Infections and infestations	Urinary tract infection bacterial	Rest of World	57	11.5	0	0.0	59	11.8	0	0.0	NE			NE	NE	NE		NE	NE	NE	NE		NE	NE	NE	NE		NE		NE	NE	NE
Infections and infestations	Viral infection	Western Europe/United States/Canada/Australia	298	60.2	1	0.3	300	60.2	0	0.0		*	Quasi-complete separation of data points detected.				*	WARNING: Negative of Hessian not positive definite.			NE		Algorithm converged.	NE	NE	NE	NE	NE		Algorithm converged.	NE	NE
Infections and infestations	Viral infection	Asia	140	28.3	0	0.0	139	27.9	0	0.0	NE			NE	NE	NE		NE	NE	NE	NE		NE	NE	NE	NE		NE		NE	NE	NE
Infections and infestations	Viral infection	Rest of World	57	11.5	0	0.0	59	11.8	0	0.0	NE			NE	NE	NE		NE	NE	NE	NE		NE	NE	NE	NE		NE		NE	NE	NE
Infections and infestations	Wound infection bacterial	Western Europe/United States/Canada/Australia	298	60.2	0	0.0	300	60.2	1	0.3		*	Quasi-complete separation of data points detected.				*	ERROR: The mean parameter is either invalid or at a limit of its range for some observations.			0.00		Algorithm converged.	0.00	NE	0.9999	NE	>999.99		Algorithm converged.	0.00	NE

Infections and infestations	Wound infection bacterial	Asia	140	28.3	0	0.0	139	27.9	0	0.0	NE			NE	NE	NE		NE	NE	NE	NE		NE	NE	NE	NE		NE		NE	NE	NE
Infections and infestations	Wound infection bacterial	Rest of World	57	11.5	0	0.0	59	11.8	0	0.0	NE			NE	NE	NE		NE	NE	NE	NE		NE	NE	NE	NE		NE		NE	NE	NE
Injury, poisoning and procedural complications		Western Europe/United States/Canada/Australia	298	60.2	2	0.7	300	60.2	6	2.0	0.33		Convergence criterion (GCONV=1E-8) satisfied.	0.07	1.65	-0.013		Algorithm converged.	-0.032	0.005	0.34		Algorithm converged.	0.07	1.65	0.1789	0.7879	2.98		Algorithm converged.	0.61	14.65
Injury, poisoning and procedural complications		Asia	140	28.3	0	0.0	139	27.9	0	0.0	NE			NE	NE	NE		NE	NE	NE	NE		NE	NE	NE	NE		NE		NE	NE	NE
Injury, poisoning and procedural complications		Rest of World	57	11.5	1	1.8	59	11.8	1	1.7	1.04		Convergence criterion (GCONV=1E-8) satisfied.	0.06	16.96	0.001		Algorithm converged.	-0.047	0.048	1.04		Algorithm converged.	0.07	16.16	0.9804		0.97		Algorithm converged.	0.06	15.08
Injury, poisoning and procedural complications	Concussion	Western Europe/United States/Canada/Australia	298	60.2	0	0.0	300	60.2	0	0.0	NE			NE	NE	NE		NE	NE	NE	NE		NE	NE	NE	NE	NE	NE		NE	NE	NE
Injury, poisoning and procedural complications	Concussion	Asia	140	28.3	0	0.0	139	27.9	0	0.0	NE			NE	NE	NE		NE	NE	NE	NE		NE	NE	NE	NE		NE		NE	NE	NE
Injury, poisoning and procedural complications	Concussion	Rest of World	57	11.5	0	0.0	59	11.8	1	1.7		*	Quasi-complete separation of data points detected.				*	WARNING: The relative Hessian convergence criterion of 10.540168601 is greater than the limit of 0.0001. The convergence is questionable.			0.00		Algorithm converged.	0.00	NE	0.9999		>999.99		Algorithm converged.	0.00	NE
Injury, poisoning and procedural complications	Fall	Western Europe/United States/Canada/Australia	298	60.2	0	0.0	300	60.2	1	0.3		*	Quasi-complete separation of data points detected.				*	ERROR: The mean parameter is either invalid or at a limit of its range for some observations.			0.00		Algorithm converged.	0.00	NE	0.9999	NE	>999.99		Algorithm converged.	0.00	NE
Injury, poisoning and procedural complications	Fall	Asia	140	28.3	0	0.0	139	27.9	0	0.0	NE			NE	NE	NE		NE	NE	NE	NE		NE	NE	NE	NE		NE		NE	NE	NE
Injury, poisoning and procedural complications	Fall	Rest of World	57	11.5	0	0.0	59	11.8	0	0.0	NE			NE	NE	NE		NE	NE	NE	NE		NE	NE	NE	NE		NE		NE	NE	NE
Injury, poisoning and procedural complications	Hip fracture	Western Europe/United States/Canada/Australia	298	60.2	0	0.0	300	60.2	2	0.7		*	Quasi-complete separation of data points detected.				*	ERROR: The mean parameter is either invalid or at a limit of its range for some observations.			0.00		Algorithm converged.	0.00	NE	0.9999	NE	>999.99		Algorithm converged.	0.00	NE
Injury, poisoning and procedural complications	Hip fracture	Asia	140	28.3	0	0.0	139	27.9	0	0.0	NE			NE	NE	NE		NE	NE	NE	NE		NE	NE	NE	NE		NE		NE	NE	NE
Injury, poisoning and procedural complications	Hip fracture	Rest of World	57	11.5	0	0.0	59	11.8	0	0.0	NE			NE	NE	NE		NE	NE	NE	NE		NE	NE	NE	NE		NE		NE	NE	NE
Injury, poisoning and procedural complications	Infusion related reaction	Western Europe/United States/Canada/Australia	298	60.2	0	0.0	300	60.2	1	0.3		*	Quasi-complete separation of data points detected.				*	ERROR: The mean parameter is either invalid or at a limit of its range for some observations.			0.00		Algorithm converged.	0.00	NE	0.9999	NE	>999.99		Algorithm converged.	0.00	NE
Injury, poisoning and procedural complications	Infusion related reaction	Asia	140	28.3	0	0.0	139	27.9	0	0.0	NE			NE	NE	NE		NE	NE	NE	NE		NE	NE	NE	NE		NE		NE	NE	NE
Injury, poisoning and procedural complications	Infusion related reaction	Rest of World	57	11.5	0	0.0	59	11.8	0	0.0	NE			NE	NE	NE		NE	NE	NE	NE		NE	NE	NE	NE		NE		NE	NE	NE
Injury, poisoning and procedural complications	Injury	Western Europe/United States/Canada/Australia	298	60.2	1	0.3	300	60.2	1	0.3	1.01		Convergence criterion (GCONV=1E-8) satisfied.	0.06	16.17	0.000		Algorithm converged.	-0.009	0.009	1.01		Algorithm converged.	0.06	16.02	0.9962	1.0000	0.99		Algorithm converged.	0.06	15.81
Injury, poisoning and procedural complications	Injury	Asia	140	28.3	0	0.0	139	27.9	0	0.0	NE			NE	NE	NE		NE	NE	NE	NE		NE	NE	NE	NE		NE		NE	NE	NE
Injury, poisoning and procedural complications	Injury	Rest of World	57	11.5	0	0.0	59	11.8	0	0.0	NE			NE	NE	NE		NE	NE	NE	NE		NE	NE	NE	NE		NE		NE	NE	NE
Injury, poisoning and procedural complications	Lower limb fracture	Western Europe/United States/Canada/Australia	298	60.2	0	0.0	300	60.2	0	0.0	NE			NE	NE	NE		NE	NE	NE	NE		NE	NE	NE	NE	NE	NE		NE	NE	NE
Injury, poisoning and procedural complications	Lower limb fracture	Asia	140	28.3	0	0.0	139	27.9	0	0.0	NE			NE	NE	NE		NE	NE	NE	NE		NE	NE	NE	NE		NE		NE	NE	NE
Injury, poisoning and procedural complications	Lower limb fracture	Rest of World	57	11.5	1	1.8	59	11.8	0	0.0		*	Quasi-complete separation of data points detected.				*	ERROR: Error in computing the link function, its derivatives, or the variance function.			NE		Algorithm converged.	NE	NE	NE		NE		Algorithm converged.	NE	NE
Injury, poisoning and procedural complications	Lumbar vertebral fracture	Western Europe/United States/Canada/Australia	298	60.2	0	0.0	300	60.2	1	0.3		*	Quasi-complete separation of data points detected.				*	ERROR: The mean parameter is either invalid or at a limit of its range for some observations.			0.00		Algorithm converged.	0.00	NE	0.9999	NE	>999.99		Algorithm converged.	0.00	NE
Injury, poisoning and procedural complications	Lumbar vertebral fracture	Asia	140	28.3	0	0.0	139	27.9	0	0.0	NE			NE	NE	NE		NE	NE	NE	NE		NE	NE	NE	NE		NE		NE	NE	NE
Injury, poisoning and procedural complications	Lumbar vertebral fracture	Rest of World	57	11.5	0	0.0	59	11.8	0	0.0	NE			NE	NE	NE		NE	NE	NE	NE		NE	NE	NE	NE		NE		NE	NE	NE
Injury, poisoning and procedural complications	Post lumbar puncture syndrome	Western Europe/United States/Canada/Australia	298	60.2	1	0.3	300	60.2	0	0.0		*	Quasi-complete separation of data points detected.				*	WARNING: Negative of Hessian not positive definite.			NE		Algorithm converged.	NE	NE	NE	NE	NE		Algorithm converged.	NE	NE
Injury, poisoning and procedural complications	Post lumbar puncture syndrome	Asia	140	28.3	0	0.0	139	27.9	0	0.0	NE			NE	NE	NE		NE	NE	NE	NE		NE	NE	NE	NE		NE		NE	NE	NE
Injury, poisoning and procedural complications	Post lumbar puncture syndrome	Rest of World	57	11.5	0	0.0	59	11.8	0	0.0	NE			NE	NE	NE		NE	NE	NE	NE		NE	NE	NE	NE		NE		NE	NE	NE
Injury, poisoning and procedural complications	Skull fracture	Western Europe/United States/Canada/Australia	298	60.2	1	0.3	300	60.2	0	0.0		*	Quasi-complete separation of data points detected.				*	WARNING: Negative of Hessian not positive definite.			NE		Algorithm converged.	NE	NE	NE	NE	NE		Algorithm converged.	NE	NE
Injury, poisoning and procedural complications	Skull fracture	Asia	140	28.3	0	0.0	139	27.9	0	0.0	NE			NE	NE	NE		NE	NE	NE	NE		NE	NE	NE	NE		NE		NE	NE	NE
Injury, poisoning and procedural complications	Skull fracture	Rest of World	57	11.5	0	0.0	59	11.8	0	0.0	NE			NE	NE	NE		NE	NE	NE	NE		NE	NE	NE	NE		NE		NE	NE	NE
Injury, poisoning and procedural complications	Thoracic vertebral fracture	Western Europe/United States/Canada/Australia	298	60.2	0	0.0	300	60.2	1	0.3		*	Quasi-complete separation of data points detected.				*	ERROR: The mean parameter is either invalid or at a limit of its range for some observations.			0.00		Algorithm converged.	0.00	NE	0.9999	NE	>999.99		Algorithm converged.	0.00	NE
Injury, poisoning and procedural complications	Thoracic vertebral fracture	Asia	140	28.3	0	0.0	139	27.9	0	0.0	NE			NE	NE	NE		NE	NE	NE	NE		NE	NE	NE	NE		NE		NE	NE	NE
Injury, poisoning and procedural complications	Thoracic vertebral fracture	Rest of World	57	11.5	0	0.0	59	11.8	0	0.0	NE			NE	NE	NE		NE	NE	NE	NE		NE	NE	NE	NE		NE		NE	NE	NE
Investigations		Western Europe/United States/Canada/Australia	298	60.2	7	2.3	300	60.2	4	1.3	1.78		Convergence criterion (GCONV=1E-8) satisfied.	0.52	6.15	0.010		Algorithm converged.	-0.011	0.032	1.76		Algorithm converged.	0.52	5.96	0.3621	0.4601	0.57		Algorithm converged.	0.17	1.92
Investigations		Asia	140	28.3	5	3.6	139	27.9	5	3.6	0.99		Convergence criterion (GCONV=1E-8) satisfied.	0.28	3.51	0.000		Algorithm converged.	-0.044	0.043	0.99		Algorithm converged.	0.29	3.35	0.9908		1.01		Algorithm converged.	0.30	3.40
Investigations		Rest of World	57	11.5	1	1.8	59	11.8	0	0.0		*	Quasi-complete separation of data points detected.				*	ERROR: Error in computing the link function, its derivatives, or the variance function.			NE		Algorithm converged.	NE	NE	NE		NE		Algorithm converged.	NE	NE
Investigations	Blood culture positive	Western Europe/United States/Canada/Australia	298	60.2	0	0.0	300	60.2	1	0.3		*	Quasi-complete separation of data points detected.				*	ERROR: The mean parameter is either invalid or at a limit of its range for some observations.			0.00		Algorithm converged.	0.00	NE	0.9999	NE	>999.99		Algorithm converged.	0.00	NE
Investigations	Blood culture positive	Asia	140	28.3	0	0.0	139	27.9	0	0.0	NE			NE	NE	NE		NE	NE	NE	NE		NE	NE	NE	NE		NE		NE	NE	NE
Investigations	Blood culture positive	Rest of World	57	11.5	0	0.0	59	11.8	0	0.0	NE			NE	NE	NE		NE	NE	NE	NE		NE	NE	NE	NE		NE		NE	NE	NE
Investigations	C-reactive protein increased	Western Europe/United States/Canada/Australia	298	60.2	1	0.3	300	60.2	0	0.0		*	Quasi-complete separation of data points detected.				*	WARNING: Negative of Hessian not positive definite.			NE		Algorithm converged.	NE	NE	NE	NE	NE		Algorithm converged.	NE	NE
Investigations	C-reactive protein increased	Asia	140	28.3	0	0.0	139	27.9	0	0.0	NE			NE	NE	NE		NE	NE	NE	NE		NE	NE	NE	NE		NE		NE	NE	NE
Investigations	C-reactive protein increased	Rest of World	57	11.5	0	0.0	59	11.8	0	0.0	NE			NE	NE	NE		NE	NE	NE	NE		NE	NE	NE	NE		NE		NE	NE	NE
Investigations	Coronavirus test positive	Western Europe/United States/Canada/Australia	298	60.2	1	0.3	300	60.2	0	0.0		*	Quasi-complete separation of data points detected.				*	WARNING: Negative of Hessian not positive definite.			NE		Algorithm converged.	NE	NE	NE	NE	NE		Algorithm converged.	NE	NE
Investigations	Coronavirus test positive	Asia	140	28.3	0	0.0	139	27.9	0	0.0	NE			NE	NE	NE		NE	NE	NE	NE		NE	NE	NE	NE		NE		NE	NE	NE
Investigations	Coronavirus test positive	Rest of World	57	11.5	0	0.0	59	11.8	0	0.0	NE			NE	NE	NE		NE	NE	NE	NE		NE	NE	NE	NE		NE		NE	NE	NE
Investigations	Ejection fraction decreased	Western Europe/United States/Canada/Australia	298	60.2	0	0.0	300	60.2	0	0.0	NE			NE	NE	NE		NE	NE	NE	NE		NE	NE	NE	NE	NE	NE		NE	NE	NE
Investigations	Ejection fraction decreased	Asia	140	28.3	0	0.0	139	27.9	0	0.0	NE			NE	NE	NE		NE	NE	NE	NE		NE	NE	NE	NE		NE		NE	NE	NE
Investigations	Ejection fraction decreased	Rest of World	57	11.5	1	1.8	59	11.8	0	0.0		*	Quasi-complete separation of data points detected.				*	ERROR: Error in computing the link function, its derivatives, or the variance function.			NE		Algorithm converged.	NE	NE	NE		NE		Algorithm converged.	NE	NE
Investigations	Influenza A virus test positive	Western Europe/United States/Canada/Australia	298	60.2	0	0.0	300	60.2	0	0.0	NE			NE	NE	NE		NE	NE	NE	NE		NE	NE	NE	NE	NE	NE		NE	NE	NE
Investigations	Influenza A virus test positive	Asia	140	28.3	0	0.0	139	27.9	1	0.7		*	Quasi-complete separation of data points detected.				*	WARNING: The relative Hessian convergence criterion of 19.480043432 is greater than the limit of 0.0001. The convergence is questionable.			0.00		Algorithm converged.	0.00	NE	0.9999		>999.99		Algorithm converged.	0.00	NE
Investigations	Influenza A virus test positive	Rest of World	57	11.5	0	0.0	59	11.8	0	0.0	NE			NE	NE	NE		NE	NE	NE	NE		NE	NE	NE	NE		NE		NE	NE	NE
Investigations	Lymphocyte count decreased	Western Europe/United States/Canada/Australia	298	60.2	0	0.0	300	60.2	0	0.0	NE			NE	NE	NE		NE	NE	NE	NE		NE	NE	NE	NE	NE	NE		NE	NE	NE
Investigations	Lymphocyte count decreased	Asia	140	28.3	0	0.0	139	27.9	1	0.7		*	Quasi-complete separation of data points detected.				*	WARNING: The relative Hessian convergence criterion of 19.480043432 is greater than the limit of 0.0001. The convergence is questionable.			0.00		Algorithm converged.	0.00	NE	0.9999		>999.99		Algorithm converged.	0.00	NE
Investigations	Lymphocyte count decreased	Rest of World	57	11.5	0	0.0	59	11.8	0	0.0	NE			NE	NE	NE		NE	NE	NE	NE		NE	NE	NE	NE		NE		NE	NE	NE
Investigations	Neutrophil count decreased	Western Europe/United States/Canada/Australia	298	60.2	3	1.0	300	60.2	3	1.0	1.01		Convergence criterion (GCONV=1E-8) satisfied.	0.20	5.03	0.000		Algorithm converged.	-0.016	0.016	1.01		Algorithm converged.	0.20	4.95	0.9934	0.4618	0.99		Algorithm converged.	0.20	4.88
Investigations	Neutrophil count decreased	Asia	140	28.3	5	3.6	139	27.9	1	0.7	5.11		Convergence criterion (GCONV=1E-8) satisfied.	0.59	44.32	0.029		Algorithm converged.	-0.005	0.062	4.96		Algorithm converged.	0.59	41.95	0.1412		0.20		Algorithm converged.	0.02	1.70
Investigations	Neutrophil count decreased	Rest of World	57	11.5	0	0.0	59	11.8	0	0.0	NE			NE	NE	NE		NE	NE	NE	NE		NE	NE	NE	NE		NE		NE	NE	NE
Investigations	Platelet count decreased	Western Europe/United States/Canada/Australia	298	60.2	1	0.3	300	60.2	0	0.0		*	Quasi-complete separation of data points detected.				*	WARNING: Negative of Hessian not positive definite.			NE		Algorithm converged.	NE	NE	NE	NE	NE		Algorithm converged.	NE	NE
Investigations	Platelet count decreased	Asia	140	28.3	0	0.0	139	27.9	3	2.2		*	Quasi-complete separation of data points detected.				*	WARNING: The relative Hessian convergence criterion of 9.2384695421 is greater than the limit of 0.0001. The convergence is questionable.			0.00		Algorithm converged.	0.00	NE	0.9999		>999.99		Algorithm converged.	0.00	NE
Investigations	Platelet count decreased	Rest of World	57	11.5	0	0.0	59	11.8	0	0.0	NE			NE	NE	NE		NE	NE	NE	NE		NE	NE	NE	NE		NE		NE	NE	NE
Investigations	Troponin T increased	Western Europe/United States/Canada/Australia	298	60.2	1	0.3	300	60.2	0	0.0		*	Quasi-complete separation of data points detected.				*	WARNING: Negative of Hessian not positive definite.			NE		Algorithm converged.	NE	NE	NE	NE	NE		Algorithm converged.	NE	NE
Investigations	Troponin T increased	Asia	140	28.3	0	0.0	139	27.9	0	0.0	NE			NE	NE	NE		NE	NE	NE	NE		NE	NE	NE	NE		NE		NE	NE	NE
Investigations	Troponin T increased	Rest of World	57	11.5	0	0.0	59	11.8	0	0.0	NE			NE	NE	NE		NE	NE	NE	NE		NE	NE	NE	NE		NE		NE	NE	NE
Investigations	Weight decreased	Western Europe/United States/Canada/Australia	298	60.2	1	0.3	300	60.2	0	0.0		*	Quasi-complete separation of data points detected.				*	WARNING: Negative of Hessian not positive definite.			NE		Algorithm converged.	NE	NE	NE	NE	NE		Algorithm converged.	NE	NE
Investigations	Weight decreased	Asia	140	28.3	0	0.0	139	27.9	0	0.0	NE			NE	NE	NE		NE	NE	NE	NE		NE	NE	NE	NE		NE		NE	NE	NE
Investigations	Weight decreased	Rest of World	57	11.5	0	0.0	59	11.8	0	0.0	NE			NE	NE	NE		NE	NE	NE	NE		NE	NE	NE	NE		NE		NE	NE	NE
Investigations	White blood cell count decreased	Western Europe/United States/Canada/Australia	298	60.2	0	0.0	300	60.2	1	0.3		*	Quasi-complete separation of data points detected.				*	ERROR: The mean parameter is either invalid or at a limit of its range for some observations.			0.00		Algorithm converged.	0.00	NE	0.9999	NE	>999.99		Algorithm converged.	0.00	NE
Investigations	White blood cell count decreased	Asia	140	28.3	3	2.1	139	27.9	0	0.0		*	Quasi-complete separation of data points detected.				*	WARNING: The relative Hessian convergence criterion of 9.1570709132 is greater than the limit of 0.0001. The convergence is questionable.			NE		Algorithm converged.	NE	NE	NE		NE		Algorithm converged.	NE	NE
Investigations	White blood cell count decreased	Rest of World	57	11.5	0	0.0	59	11.8	0	0.0	NE			NE	NE	NE		NE	NE	NE	NE		NE	NE	NE	NE		NE		NE	NE	NE
Metabolism and nutrition disorders		Western Europe/United States/Canada/Australia	298	60.2	4	1.3	300	60.2	4	1.3	1.01		Convergence criterion (GCONV=1E-8) satisfied.	0.25	4.06	0.000		Algorithm converged.	-0.018	0.019	1.01		Algorithm converged.	0.25	3.99	0.9924	0.1709	0.99		Algorithm converged.	0.25	3.94
Metabolism and nutrition disorders		Asia	140	28.3	0	0.0	139	27.9	3	2.2		*	Quasi-complete separation of data points detected.				*	WARNING: The relative Hessian convergence criterion of 9.2384695421 is greater than the limit of 0.0001. The convergence is questionable.			0.00		Algorithm converged.	0.00	NE	0.9999		>999.99		Algorithm converged.	0.00	NE
Metabolism and nutrition disorders		Rest of World	57	11.5	1	1.8	59	11.8	1	1.7	1.04		Convergence criterion (GCONV=1E-8) satisfied.	0.06	16.96	0.001		Algorithm converged.	-0.047	0.048	1.04		Algorithm converged.	0.07	16.16	0.9804		0.97		Algorithm converged.	0.06	15.08
Metabolism and nutrition disorders	Decreased appetite	Western Europe/United States/Canada/Australia	298	60.2	1	0.3	300	60.2	0	0.0		*	Quasi-complete separation of data points detected.				*	WARNING: Negative of Hessian not positive definite.			NE		Algorithm converged.	NE	NE	NE	NE	NE		Algorithm converged.	NE	NE
Metabolism and nutrition disorders	Decreased appetite	Asia	140	28.3	0	0.0	139	27.9	1	0.7		*	Quasi-complete separation of data points detected.				*	WARNING: The relative Hessian convergence criterion of 19.480043228 is greater than the limit of 0.0001. The convergence is questionable.			0.00		Algorithm converged.	0.00	NE	0.9999		>999.99		Algorithm converged.	0.00	NE
Metabolism and nutrition disorders	Decreased appetite	Rest of World	57	11.5	0	0.0	59	11.8	0	0.0	NE			NE	NE	NE		NE	NE	NE	NE		NE	NE	NE	NE		NE		NE	NE	NE
Metabolism and nutrition disorders	Dehydration	Western Europe/United States/Canada/Australia	298	60.2	1	0.3	300	60.2	2	0.7	0.50		Convergence criterion (GCONV=1E-8) satisfied.	0.05	5.56	-0.003		Algorithm converged.	-0.015	0.008	0.50		Algorithm converged.	0.05	5.52	0.5743	0.9270	1.99		Algorithm converged.	0.18	21.79
Metabolism and nutrition disorders	Dehydration	Asia	140	28.3	0	0.0	139	27.9	0	0.0	NE			NE	NE	NE		NE	NE	NE	NE		NE	NE	NE	NE		NE		NE	NE	NE
Metabolism and nutrition disorders	Dehydration	Rest of World	57	11.5	1	1.8	59	11.8	1	1.7	1.04		Convergence criterion (GCONV=1E-8) satisfied.	0.06	16.96	0.001		Algorithm converged.	-0.047	0.048	1.04		Algorithm converged.	0.07	16.16	0.9804		0.97		Algorithm converged.	0.06	15.08
Metabolism and nutrition disorders	Hypoglycaemia	Western Europe/United States/Canada/Australia	298	60.2	0	0.0	300	60.2	0	0.0	NE			NE	NE	NE		NE	NE	NE	NE		NE	NE	NE	NE	NE	NE		NE	NE	NE
Metabolism and nutrition disorders	Hypoglycaemia	Asia	140	28.3	0	0.0	139	27.9	1	0.7		*	Quasi-complete separation of data points detected.				*	WARNING: The relative Hessian convergence criterion of 19.480043432 is greater than the limit of 0.0001. The convergence is questionable.			0.00		Algorithm converged.	0.00	NE	0.9999		>999.99		Algorithm converged.	0.00	NE
Metabolism and nutrition disorders	Hypoglycaemia	Rest of World	57	11.5	0	0.0	59	11.8	0	0.0	NE			NE	NE	NE		NE	NE	NE	NE		NE	NE	NE	NE		NE		NE	NE	NE
Metabolism and nutrition disorders	Hypokalaemia	Western Europe/United States/Canada/Australia	298	60.2	0	0.0	300	60.2	0	0.0	NE			NE	NE	NE		NE	NE	NE	NE		NE	NE	NE	NE	NE	NE		NE	NE	NE
Metabolism and nutrition disorders	Hypokalaemia	Asia	140	28.3	0	0.0	139	27.9	1	0.7		*	Quasi-complete separation of data points detected.				*	WARNING: The relative Hessian convergence criterion of 19.480043296 is greater than the limit of 0.0001. The convergence is questionable.			0.00		Algorithm converged.	0.00	NE	0.9999		>999.99		Algorithm converged.	0.00	NE
Metabolism and nutrition disorders	Hypokalaemia	Rest of World	57	11.5	0	0.0	59	11.8	0	0.0	NE			NE	NE	NE		NE	NE	NE	NE		NE	NE	NE	NE		NE		NE	NE	NE
Metabolism and nutrition disorders	Hyponatraemia	Western Europe/United States/Canada/Australia	298	60.2	0	0.0	300	60.2	1	0.3		*	Quasi-complete separation of data points detected.				*	ERROR: The mean parameter is either invalid or at a limit of its range for some observations.			0.00		Algorithm converged.	0.00	NE	0.9999	NE	>999.99		Algorithm converged.	0.00	NE
Metabolism and nutrition disorders	Hyponatraemia	Asia	140	28.3	0	0.0	139	27.9	0	0.0	NE			NE	NE	NE		NE	NE	NE	NE		NE	NE	NE	NE		NE		NE	NE	NE
Metabolism and nutrition disorders	Hyponatraemia	Rest of World	57	11.5	0	0.0	59	11.8	0	0.0	NE			NE	NE	NE		NE	NE	NE	NE		NE	NE	NE	NE		NE		NE	NE	NE
Metabolism and nutrition disorders	Hypovolaemia	Western Europe/United States/Canada/Australia	298	60.2	1	0.3	300	60.2	0	0.0		*	Quasi-complete separation of data points detected.				*	WARNING: Negative of Hessian not positive definite.			NE		Algorithm converged.	NE	NE	NE	NE	NE		Algorithm converged.	NE	NE
Metabolism and nutrition disorders	Hypovolaemia	Asia	140	28.3	0	0.0	139	27.9	0	0.0	NE			NE	NE	NE		NE	NE	NE	NE		NE	NE	NE	NE		NE		NE	NE	NE
Metabolism and nutrition disorders	Hypovolaemia	Rest of World	57	11.5	0	0.0	59	11.8	0	0.0	NE			NE	NE	NE		NE	NE	NE	NE		NE	NE	NE	NE		NE		NE	NE	NE
Metabolism and nutrition disorders	Tumour lysis syndrome	Western Europe/United States/Canada/Australia	298	60.2	1	0.3	300	60.2	1	0.3	1.01		Convergence criterion (GCONV=1E-8) satisfied.	0.06	16.17	0.000		Algorithm converged.	-0.009	0.009	1.01		Algorithm converged.	0.06	16.02	0.9962	1.0000	0.99		Algorithm converged.	0.06	15.81
Metabolism and nutrition disorders	Tumour lysis syndrome	Asia	140	28.3	0	0.0	139	27.9	0	0.0	NE			NE	NE	NE		NE	NE	NE	NE		NE	NE	NE	NE		NE		NE	NE	NE
Metabolism and nutrition disorders	Tumour lysis syndrome	Rest of World	57	11.5	0	0.0	59	11.8	0	0.0	NE			NE	NE	NE		NE	NE	NE	NE		NE	NE	NE	NE		NE		NE	NE	NE
Musculoskeletal and connective tissue disorders		Western Europe/United States/Canada/Australia	298	60.2	2	0.7	300	60.2	3	1.0	0.67		Convergence criterion (GCONV=1E-8) satisfied.	0.11	4.03	-0.003		Algorithm converged.	-0.018	0.011	0.67		Algorithm converged.	0.11	3.99	0.6610	NE	1.49		Algorithm converged.	0.25	8.85
Musculoskeletal and connective tissue disorders		Asia	140	28.3	1	0.7	139	27.9	0	0.0		*	Quasi-complete separation of data points detected.				*	WARNING: Negative of Hessian not positive definite.			NE		Algorithm converged.	NE	NE	NE		NE		Algorithm converged.	NE	NE
Musculoskeletal and connective tissue disorders		Rest of World	57	11.5	0	0.0	59	11.8	0	0.0	NE			NE	NE	NE		NE	NE	NE	NE		NE	NE	NE	NE		NE		NE	NE	NE
Musculoskeletal and connective tissue disorders	Back pain	Western Europe/United States/Canada/Australia	298	60.2	0	0.0	300	60.2	2	0.7		*	Quasi-complete separation of data points detected.				*	ERROR: The mean parameter is either invalid or at a limit of its range for some observations.			0.00		Algorithm converged.	0.00	NE	0.9999	NE	>999.99		Algorithm converged.	0.00	NE
Musculoskeletal and connective tissue disorders	Back pain	Asia	140	28.3	0	0.0	139	27.9	0	0.0	NE			NE	NE	NE		NE	NE	NE	NE		NE	NE	NE	NE		NE		NE	NE	NE
Musculoskeletal and connective tissue disorders	Back pain	Rest of World	57	11.5	0	0.0	59	11.8	0	0.0	NE			NE	NE	NE		NE	NE	NE	NE		NE	NE	NE	NE		NE		NE	NE	NE
Musculoskeletal and connective tissue disorders	Bone pain	Western Europe/United States/Canada/Australia	298	60.2	1	0.3	300	60.2	1	0.3	1.01		Convergence criterion (GCONV=1E-8) satisfied.	0.06	16.17	0.000		Algorithm converged.	-0.009	0.009	1.01		Algorithm converged.	0.06	16.02	0.9962	1.0000	0.99		Algorithm converged.	0.06	15.81
Musculoskeletal and connective tissue disorders	Bone pain	Asia	140	28.3	0	0.0	139	27.9	0	0.0	NE			NE	NE	NE		NE	NE	NE	NE		NE	NE	NE	NE		NE		NE	NE	NE

Musculoskeletal and connective tissue disorders	Bone pain	Rest of World	57	11.5	0	0.0	59	11.8	0	0.0	NE			NE	NE	NE		NE	NE	NE	NE		NE	NE	NE	NE		NE		NE	NE	NE
Musculoskeletal and connective tissue disorders	Pathological fracture	Western Europe/United States/Canada/Australia	298	60.2	1	0.3	300	60.2	0	0.0		*	Quasi-complete separation of data points detected.				*	WARNING: The relative Hessian convergence criterion of 44.806790292 is greater than the limit of 0.0001. The convergence is questionable.			NE		Algorithm converged.	NE	NE	NE	NE	NE		Algorithm converged.	NE	NE
Musculoskeletal and connective tissue disorders	Pathological fracture	Asia	140	28.3	1	0.7	139	27.9	0	0.0		*	Quasi-complete separation of data points detected.				*	WARNING: Negative of Hessian not positive definite.			NE		Algorithm converged.	NE	NE	NE		NE		Algorithm converged.	NE	NE
Musculoskeletal and connective tissue disorders	Pathological fracture	Rest of World	57	11.5	0	0.0	59	11.8	0	0.0	NE			NE	NE	NE		NE	NE	NE	NE		NE	NE	NE	NE		NE		NE	NE	NE
Neoplasms benign, malignant and unspecified (incl cysts and polyps)		Western Europe/United States/Canada/Australia	298	60.2	3	1.0	300	60.2	1	0.3	3.04		Convergence criterion (GCONV=1E-8) satisfied.	0.31	29.39	0.007		Algorithm converged.	-0.006	0.020	3.02		Algorithm converged.	0.32	28.87	0.3372	NE	0.33		Algorithm converged.	0.03	3.17
Neoplasms benign, malignant and unspecified (incl cysts and polyps)		Asia	140	28.3	0	0.0	139	27.9	0	0.0	NE			NE	NE	NE		NE	NE	NE	NE		NE	NE	NE	NE		NE		NE	NE	NE
Neoplasms benign, malignant and unspecified (incl cysts and polyps)		Rest of World	57	11.5	0	0.0	59	11.8	0	0.0	NE			NE	NE	NE		NE	NE	NE	NE		NE	NE	NE	NE		NE		NE	NE	NE
Neoplasms benign, malignant and unspecified (incl cysts and polyps)	Adenocarcinoma	Western Europe/United States/Canada/Australia	298	60.2	0	0.0	300	60.2	1	0.3		*	Quasi-complete separation of data points detected.				*	ERROR: The mean parameter is either invalid or at a limit of its range for some observations.			0.00		Algorithm converged.	0.00	NE	0.9999	NE	>999.99		Algorithm converged.	0.00	NE
Neoplasms benign, malignant and unspecified (incl cysts and polyps)	Adenocarcinoma	Asia	140	28.3	0	0.0	139	27.9	0	0.0	NE			NE	NE	NE		NE	NE	NE	NE		NE	NE	NE	NE		NE		NE	NE	NE
Neoplasms benign, malignant and unspecified (incl cysts and polyps)	Adenocarcinoma	Rest of World	57	11.5	0	0.0	59	11.8	0	0.0	NE			NE	NE	NE		NE	NE	NE	NE		NE	NE	NE	NE		NE		NE	NE	NE
Neoplasms benign, malignant and unspecified (incl cysts and polyps)	Adenocarcinoma pancreas	Western Europe/United States/Canada/Australia	298	60.2	1	0.3	300	60.2	0	0.0		*	Quasi-complete separation of data points detected.				*	WARNING: Negative of Hessian not positive definite.			NE		Algorithm converged.	NE	NE	NE	NE	NE		Algorithm converged.	NE	NE
Neoplasms benign, malignant and unspecified (incl cysts and polyps)	Adenocarcinoma pancreas	Asia	140	28.3	0	0.0	139	27.9	0	0.0	NE			NE	NE	NE		NE	NE	NE	NE		NE	NE	NE	NE		NE		NE	NE	NE
Neoplasms benign, malignant and unspecified (incl cysts and polyps)	Adenocarcinoma pancreas	Rest of World	57	11.5	0	0.0	59	11.8	0	0.0	NE			NE	NE	NE		NE	NE	NE	NE		NE	NE	NE	NE		NE		NE	NE	NE
Neoplasms benign, malignant and unspecified (incl cysts and polyps)	Colorectal cancer	Western Europe/United States/Canada/Australia	298	60.2	1	0.3	300	60.2	0	0.0		*	Quasi-complete separation of data points detected.				*	WARNING: Negative of Hessian not positive definite.			NE		Algorithm converged.	NE	NE	NE	NE	NE		Algorithm converged.	NE	NE
Neoplasms benign, malignant and unspecified (incl cysts and polyps)	Colorectal cancer	Asia	140	28.3	0	0.0	139	27.9	0	0.0	NE			NE	NE	NE		NE	NE	NE	NE		NE	NE	NE	NE		NE		NE	NE	NE
Neoplasms benign, malignant and unspecified (incl cysts and polyps)	Colorectal cancer	Rest of World	57	11.5	0	0.0	59	11.8	0	0.0	NE			NE	NE	NE		NE	NE	NE	NE		NE	NE	NE	NE		NE		NE	NE	NE
Neoplasms benign, malignant and unspecified (incl cysts and polyps)	Papillary renal cell carcinoma	Western Europe/United States/Canada/Australia	298	60.2	1	0.3	300	60.2	0	0.0		*	Quasi-complete separation of data points detected.				*	WARNING: Negative of Hessian not positive definite.			NE		Algorithm converged.	NE	NE	NE	NE	NE		Algorithm converged.	NE	NE
Neoplasms benign, malignant and unspecified (incl cysts and polyps)	Papillary renal cell carcinoma	Asia	140	28.3	0	0.0	139	27.9	0	0.0	NE			NE	NE	NE		NE	NE	NE	NE		NE	NE	NE	NE		NE		NE	NE	NE
Neoplasms benign, malignant and unspecified (incl cysts and polyps)	Papillary renal cell carcinoma	Rest of World	57	11.5	0	0.0	59	11.8	0	0.0	NE			NE	NE	NE		NE	NE	NE	NE		NE	NE	NE	NE		NE		NE	NE	NE
Nervous system disorders		Western Europe/United States/Canada/Australia	298	60.2	6	2.0	300	60.2	6	2.0	1.01		Convergence criterion (GCONV=1E-8) satisfied.	0.32	3.16	0.000		Algorithm converged.	-0.022	0.023	1.01		Algorithm converged.	0.33	3.09	0.9907	0.1641	0.99		Algorithm converged.	0.32	3.04
Nervous system disorders		Asia	140	28.3	1	0.7	139	27.9	1	0.7	0.99		Convergence criterion (GCONV=1E-8) satisfied.	0.06	16.03	0.000		Algorithm converged.	-0.020	0.020	0.99		Algorithm converged.	0.06	15.72	0.9959		1.01		Algorithm converged.	0.06	15.94
Nervous system disorders		Rest of World	57	11.5	0	0.0	59	11.8	3	5.1		*	Quasi-complete separation of data points detected.				*	WARNING: The relative Hessian convergence criterion of 4.7626321486 is greater than the limit of 0.0001. The convergence is questionable.			0.00		Algorithm converged.	0.00	NE	0.9999		>999.99		Algorithm converged.	0.00	NE
Nervous system disorders	Aphasia	Western Europe/United States/Canada/Australia	298	60.2	0	0.0	300	60.2	1	0.3		*	Quasi-complete separation of data points detected.				*	ERROR: The mean parameter is either invalid or at a limit of its range for some observations.			0.00		Algorithm converged.	0.00	NE	0.9999	NE	>999.99		Algorithm converged.	0.00	NE
Nervous system disorders	Aphasia	Asia	140	28.3	0	0.0	139	27.9	0	0.0	NE			NE	NE	NE		NE	NE	NE	NE		NE	NE	NE	NE		NE		NE	NE	NE
Nervous system disorders	Aphasia	Rest of World	57	11.5	0	0.0	59	11.8	0	0.0	NE			NE	NE	NE		NE	NE	NE	NE		NE	NE	NE	NE		NE		NE	NE	NE
Nervous system disorders	Cerebellar ataxia	Western Europe/United States/Canada/Australia	298	60.2	1	0.3	300	60.2	0	0.0		*	Quasi-complete separation of data points detected.				*	WARNING: Negative of Hessian not positive definite.			NE		Algorithm converged.	NE	NE	NE	NE	NE		Algorithm converged.	NE	NE
Nervous system disorders	Cerebellar ataxia	Asia	140	28.3	0	0.0	139	27.9	0	0.0	NE			NE	NE	NE		NE	NE	NE	NE		NE	NE	NE	NE		NE		NE	NE	NE
Nervous system disorders	Cerebellar ataxia	Rest of World	57	11.5	0	0.0	59	11.8	0	0.0	NE			NE	NE	NE		NE	NE	NE	NE		NE	NE	NE	NE		NE		NE	NE	NE
Nervous system disorders	Cerebral haemorrhage	Western Europe/United States/Canada/Australia	298	60.2	0	0.0	300	60.2	1	0.3		*	Quasi-complete separation of data points detected.				*	ERROR: The mean parameter is either invalid or at a limit of its range for some observations.			0.00		Algorithm converged.	0.00	NE	0.9999	NE	>999.99		Algorithm converged.	0.00	NE
Nervous system disorders	Cerebral haemorrhage	Asia	140	28.3	0	0.0	139	27.9	0	0.0	NE			NE	NE	NE		NE	NE	NE	NE		NE	NE	NE	NE		NE		NE	NE	NE
Nervous system disorders	Cerebral haemorrhage	Rest of World	57	11.5	0	0.0	59	11.8	0	0.0	NE			NE	NE	NE		NE	NE	NE	NE		NE	NE	NE	NE		NE		NE	NE	NE
Nervous system disorders	Cerebral ischaemia	Western Europe/United States/Canada/Australia	298	60.2	0	0.0	300	60.2	1	0.3		*	Quasi-complete separation of data points detected.				*	ERROR: The mean parameter is either invalid or at a limit of its range for some observations.			0.00		Algorithm converged.	0.00	NE	0.9999	NE	>999.99		Algorithm converged.	0.00	NE
Nervous system disorders	Cerebral ischaemia	Asia	140	28.3	0	0.0	139	27.9	0	0.0	NE			NE	NE	NE		NE	NE	NE	NE		NE	NE	NE	NE		NE		NE	NE	NE
Nervous system disorders	Cerebral ischaemia	Rest of World	57	11.5	0	0.0	59	11.8	0	0.0	NE			NE	NE	NE		NE	NE	NE	NE		NE	NE	NE	NE		NE		NE	NE	NE
Nervous system disorders	Cerebrovascular accident	Western Europe/United States/Canada/Australia	298	60.2	0	0.0	300	60.2	2	0.7		*	Quasi-complete separation of data points detected.				*	ERROR: The mean parameter is either invalid or at a limit of its range for some observations.			0.00		Algorithm converged.	0.00	NE	0.9999	NE	>999.99		Algorithm converged.	0.00	NE
Nervous system disorders	Cerebrovascular accident	Asia	140	28.3	0	0.0	139	27.9	0	0.0	NE			NE	NE	NE		NE	NE	NE	NE		NE	NE	NE	NE		NE		NE	NE	NE
Nervous system disorders	Cerebrovascular accident	Rest of World	57	11.5	0	0.0	59	11.8	0	0.0	NE			NE	NE	NE		NE	NE	NE	NE		NE	NE	NE	NE		NE		NE	NE	NE
Nervous system disorders	Dizziness	Western Europe/United States/Canada/Australia	298	60.2	0	0.0	300	60.2	0	0.0	NE			NE	NE	NE		NE	NE	NE	NE		NE	NE	NE	NE	NE	NE		NE	NE	NE
Nervous system disorders	Dizziness	Asia	140	28.3	1	0.7	139	27.9	0	0.0		*	Quasi-complete separation of data points detected.				*	WARNING: Negative of Hessian not positive definite.			NE		Algorithm converged.	NE	NE	NE		NE		Algorithm converged.	NE	NE
Nervous system disorders	Dizziness	Rest of World	57	11.5	0	0.0	59	11.8	0	0.0	NE			NE	NE	NE		NE	NE	NE	NE		NE	NE	NE	NE		NE		NE	NE	NE
Nervous system disorders	Epilepsy	Western Europe/United States/Canada/Australia	298	60.2	0	0.0	300	60.2	0	0.0	NE			NE	NE	NE		NE	NE	NE	NE		NE	NE	NE	NE	NE	NE		NE	NE	NE
Nervous system disorders	Epilepsy	Asia	140	28.3	0	0.0	139	27.9	0	0.0	NE			NE	NE	NE		NE	NE	NE	NE		NE	NE	NE	NE		NE		NE	NE	NE
Nervous system disorders	Epilepsy	Rest of World	57	11.5	0	0.0	59	11.8	1	1.7		*	Quasi-complete separation of data points detected.				*	WARNING: The relative Hessian convergence criterion of 10.540168601 is greater than the limit of 0.0001. The convergence is questionable.			0.00		Algorithm converged.	0.00	NE	0.9999		>999.99		Algorithm converged.	0.00	NE
Nervous system disorders	Headache	Western Europe/United States/Canada/Australia	298	60.2	0	0.0	300	60.2	1	0.3		*	Quasi-complete separation of data points detected.				*	ERROR: The mean parameter is either invalid or at a limit of its range for some observations.			0.00		Algorithm converged.	0.00	NE	0.9999	NE	>999.99		Algorithm converged.	0.00	NE
Nervous system disorders	Headache	Asia	140	28.3	0	0.0	139	27.9	0	0.0	NE			NE	NE	NE		NE	NE	NE	NE		NE	NE	NE	NE		NE		NE	NE	NE
Nervous system disorders	Headache	Rest of World	57	11.5	0	0.0	59	11.8	0	0.0	NE			NE	NE	NE		NE	NE	NE	NE		NE	NE	NE	NE		NE		NE	NE	NE
Nervous system disorders	Hypotonia	Western Europe/United States/Canada/Australia	298	60.2	0	0.0	300	60.2	0	0.0	NE			NE	NE	NE		NE	NE	NE	NE		NE	NE	NE	NE	NE	NE		NE	NE	NE
Nervous system disorders	Hypotonia	Asia	140	28.3	0	0.0	139	27.9	0	0.0	NE			NE	NE	NE		NE	NE	NE	NE		NE	NE	NE	NE		NE		NE	NE	NE
Nervous system disorders	Hypotonia	Rest of World	57	11.5	0	0.0	59	11.8	1	1.7		*	Quasi-complete separation of data points detected.				*	WARNING: The relative Hessian convergence criterion of 10.540168601 is greater than the limit of 0.0001. The convergence is questionable.			0.00		Algorithm converged.	0.00	NE	0.9999		>999.99		Algorithm converged.	0.00	NE
Nervous system disorders	Nervous system disorder	Western Europe/United States/Canada/Australia	298	60.2	0	0.0	300	60.2	0	0.0	NE			NE	NE	NE		NE	NE	NE	NE		NE	NE	NE	NE	NE	NE		NE	NE	NE
Nervous system disorders	Nervous system disorder	Asia	140	28.3	0	0.0	139	27.9	1	0.7		*	Quasi-complete separation of data points detected.				*	WARNING: The relative Hessian convergence criterion of 19.480043296 is greater than the limit of 0.0001. The convergence is questionable.			0.00		Algorithm converged.	0.00	NE	0.9999		>999.99		Algorithm converged.	0.00	NE
Nervous system disorders	Nervous system disorder	Rest of World	57	11.5	0	0.0	59	11.8	0	0.0	NE			NE	NE	NE		NE	NE	NE	NE		NE	NE	NE	NE		NE		NE	NE	NE
Nervous system disorders	Peripheral sensory neuropathy	Western Europe/United States/Canada/Australia	298	60.2	1	0.3	300	60.2	0	0.0		*	Quasi-complete separation of data points detected.				*	WARNING: Negative of Hessian not positive definite.			NE		Algorithm converged.	NE	NE	NE	NE	NE		Algorithm converged.	NE	NE
Nervous system disorders	Peripheral sensory neuropathy	Asia	140	28.3	0	0.0	139	27.9	0	0.0	NE			NE	NE	NE		NE	NE	NE	NE		NE	NE	NE	NE		NE		NE	NE	NE
Nervous system disorders	Peripheral sensory neuropathy	Rest of World	57	11.5	0	0.0	59	11.8	0	0.0	NE			NE	NE	NE		NE	NE	NE	NE		NE	NE	NE	NE		NE		NE	NE	NE
Nervous system disorders	Presyncope	Western Europe/United States/Canada/Australia	298	60.2	1	0.3	300	60.2	0	0.0		*	Quasi-complete separation of data points detected.				*	WARNING: Negative of Hessian not positive definite.			NE		Algorithm converged.	NE	NE	NE	NE	NE		Algorithm converged.	NE	NE
Nervous system disorders	Presyncope	Asia	140	28.3	0	0.0	139	27.9	0	0.0	NE			NE	NE	NE		NE	NE	NE	NE		NE	NE	NE	NE		NE		NE	NE	NE
Nervous system disorders	Presyncope	Rest of World	57	11.5	0	0.0	59	11.8	0	0.0	NE			NE	NE	NE		NE	NE	NE	NE		NE	NE	NE	NE		NE		NE	NE	NE
Nervous system disorders	Syncope	Western Europe/United States/Canada/Australia	298	60.2	3	1.0	300	60.2	0	0.0		*	Quasi-complete separation of data points detected.				*	WARNING: Negative of Hessian not positive definite.			NE		Algorithm converged.	NE	NE	NE	NE	NE		Algorithm converged.	NE	NE
Nervous system disorders	Syncope	Asia	140	28.3	0	0.0	139	27.9	0	0.0	NE			NE	NE	NE		NE	NE	NE	NE		NE	NE	NE	NE		NE		NE	NE	NE
Nervous system disorders	Syncope	Rest of World	57	11.5	0	0.0	59	11.8	1	1.7		*	Quasi-complete separation of data points detected.				*	WARNING: The relative Hessian convergence criterion of 10.540168611 is greater than the limit of 0.0001. The convergence is questionable.			0.00		Algorithm converged.	0.00	NE	0.9999		>999.99		Algorithm converged.	0.00	NE
Nervous system disorders	Transient ischaemic attack	Western Europe/United States/Canada/Australia	298	60.2	0	0.0	300	60.2	1	0.3		*	Quasi-complete separation of data points detected.				*	ERROR: The mean parameter is either invalid or at a limit of its range for some observations.			0.00		Algorithm converged.	0.00	NE	0.9999	NE	>999.99		Algorithm converged.	0.00	NE
Nervous system disorders	Transient ischaemic attack	Asia	140	28.3	0	0.0	139	27.9	0	0.0	NE			NE	NE	NE		NE	NE	NE	NE		NE	NE	NE	NE		NE		NE	NE	NE
Nervous system disorders	Transient ischaemic attack	Rest of World	57	11.5	0	0.0	59	11.8	0	0.0	NE			NE	NE	NE		NE	NE	NE	NE		NE	NE	NE	NE		NE		NE	NE	NE
Psychiatric disorders		Western Europe/United States/Canada/Australia	298	60.2	4	1.3	300	60.2	1	0.3	4.07		Convergence criterion (GCONV=1E-8) satisfied.	0.45	36.61	0.010		Algorithm converged.	-0.005	0.025	4.03		Algorithm converged.	0.45	35.82	0.2116	NE	0.25		Algorithm converged.	0.03	2.21
Psychiatric disorders		Asia	140	28.3	0	0.0	139	27.9	0	0.0	NE			NE	NE	NE		NE	NE	NE	NE		NE	NE	NE	NE		NE		NE	NE	NE
Psychiatric disorders		Rest of World	57	11.5	0	0.0	59	11.8	0	0.0	NE			NE	NE	NE		NE	NE	NE	NE		NE	NE	NE	NE		NE		NE	NE	NE
Psychiatric disorders	Confusional state	Western Europe/United States/Canada/Australia	298	60.2	2	0.7	300	60.2	1	0.3	2.02		Convergence criterion (GCONV=1E-8) satisfied.	0.18	22.40	0.003		Algorithm converged.	-0.008	0.015	2.01		Algorithm converged.	0.18	22.09	0.5669	NE	0.50		Algorithm converged.	0.05	5.45
Psychiatric disorders	Confusional state	Asia	140	28.3	0	0.0	139	27.9	0	0.0	NE			NE	NE	NE		NE	NE	NE	NE		NE	NE	NE	NE		NE		NE	NE	NE
Psychiatric disorders	Confusional state	Rest of World	57	11.5	0	0.0	59	11.8	0	0.0	NE			NE	NE	NE		NE	NE	NE	NE		NE	NE	NE	NE		NE		NE	NE	NE
Psychiatric disorders	Disorientation	Western Europe/United States/Canada/Australia	298	60.2	2	0.7	300	60.2	0	0.0		*	Quasi-complete separation of data points detected.				*	WARNING: Negative of Hessian not positive definite.			NE		Algorithm converged.	NE	NE	NE	NE	NE		Algorithm converged.	NE	NE
Psychiatric disorders	Disorientation	Asia	140	28.3	0	0.0	139	27.9	0	0.0	NE			NE	NE	NE		NE	NE	NE	NE		NE	NE	NE	NE		NE		NE	NE	NE
Psychiatric disorders	Disorientation	Rest of World	57	11.5	0	0.0	59	11.8	0	0.0	NE			NE	NE	NE		NE	NE	NE	NE		NE	NE	NE	NE		NE		NE	NE	NE
Psychiatric disorders	Personality change	Western Europe/United States/Canada/Australia	298	60.2	1	0.3	300	60.2	0	0.0		*	Quasi-complete separation of data points detected.				*	WARNING: Negative of Hessian not positive definite.			NE		Algorithm converged.	NE	NE	NE	NE	NE		Algorithm converged.	NE	NE
Psychiatric disorders	Personality change	Asia	140	28.3	0	0.0	139	27.9	0	0.0	NE			NE	NE	NE		NE	NE	NE	NE		NE	NE	NE	NE		NE		NE	NE	NE
Psychiatric disorders	Personality change	Rest of World	57	11.5	0	0.0	59	11.8	0	0.0	NE			NE	NE	NE		NE	NE	NE	NE		NE	NE	NE	NE		NE		NE	NE	NE
Renal and urinary disorders		Western Europe/United States/Canada/Australia	298	60.2	3	1.0	300	60.2	3	1.0	1.01		Convergence criterion (GCONV=1E-8) satisfied.	0.20	5.03	0.000		Algorithm converged.	-0.016	0.016	1.01		Algorithm converged.	0.20	4.95	0.9934	0.5287	0.99		Algorithm converged.	0.20	4.88
Renal and urinary disorders		Asia	140	28.3	0	0.0	139	27.9	0	0.0	NE			NE	NE	NE		NE	NE	NE	NE		NE	NE	NE	NE		NE		NE	NE	NE
Renal and urinary disorders		Rest of World	57	11.5	1	1.8	59	11.8	0	0.0		*	Quasi-complete separation of data points detected.				*	ERROR: Error in computing the link function, its derivatives, or the variance function.			NE		Algorithm converged.	NE	NE	NE		NE		Algorithm converged.	NE	NE
Renal and urinary disorders	Acute kidney injury	Western Europe/United States/Canada/Australia	298	60.2	3	1.0	300	60.2	1	0.3	3.04		Convergence criterion (GCONV=1E-8) satisfied.	0.31	29.39	0.007		Algorithm converged.	-0.006	0.020	3.02		Algorithm converged.	0.32	28.87	0.3372	NE	0.33		Algorithm converged.	0.03	3.17
Renal and urinary disorders	Acute kidney injury	Asia	140	28.3	0	0.0	139	27.9	0	0.0	NE			NE	NE	NE		NE	NE	NE	NE		NE	NE	NE	NE		NE		NE	NE	NE
Renal and urinary disorders	Acute kidney injury	Rest of World	57	11.5	1	1.8	59	11.8	0	0.0		*	Quasi-complete separation of data points detected.				*	ERROR: Error in computing the link function, its derivatives, or the variance function.			NE		Algorithm converged.	NE	NE	NE		NE		Algorithm converged.	NE	NE
Renal and urinary disorders	Cystitis noninfective	Western Europe/United States/Canada/Australia	298	60.2	0	0.0	300	60.2	1	0.3		*	Quasi-complete separation of data points detected.				*	ERROR: The mean parameter is either invalid or at a limit of its range for some observations.			0.00		Algorithm converged.	0.00	NE	0.9999	NE	>999.99		Algorithm converged.	0.00	NE
Renal and urinary disorders	Cystitis noninfective	Asia	140	28.3	0	0.0	139	27.9	0	0.0	NE			NE	NE	NE		NE	NE	NE	NE		NE	NE	NE	NE		NE		NE	NE	NE
Renal and urinary disorders	Cystitis noninfective	Rest of World	57	11.5	0	0.0	59	11.8	0	0.0	NE			NE	NE	NE		NE	NE	NE	NE		NE	NE	NE	NE		NE		NE	NE	NE
Renal and urinary disorders	Renal failure	Western Europe/United States/Canada/Australia	298	60.2	0	0.0	300	60.2	1	0.3		*	Quasi-complete separation of data points detected.				*	ERROR: The mean parameter is either invalid or at a limit of its range for some observations.			0.00		Algorithm converged.	0.00	NE	0.9999	NE	>999.99		Algorithm converged.	0.00	NE
Renal and urinary disorders	Renal failure	Asia	140	28.3	0	0.0	139	27.9	0	0.0	NE			NE	NE	NE		NE	NE	NE	NE		NE	NE	NE	NE		NE		NE	NE	NE
Renal and urinary disorders	Renal failure	Rest of World	57	11.5	0	0.0	59	11.8	0	0.0	NE			NE	NE	NE		NE	NE	NE	NE		NE	NE	NE	NE		NE		NE	NE	NE
Reproductive system and breast disorders		Western Europe/United States/Canada/Australia	298	60.2	1	0.3	300	60.2	0	0.0		*	Quasi-complete separation of data points detected.				*	WARNING: Negative of Hessian not positive definite.			NE		Algorithm converged.	NE	NE	NE	NE	NE		Algorithm converged.	NE	NE
Reproductive system and breast disorders		Asia	140	28.3	0	0.0	139	27.9	0	0.0	NE			NE	NE	NE		NE	NE	NE	NE		NE	NE	NE	NE		NE		NE	NE	NE
Reproductive system and breast disorders		Rest of World	57	11.5	0	0.0	59	11.8	0	0.0	NE			NE	NE	NE		NE	NE	NE	NE		NE	NE	NE	NE		NE		NE	NE	NE
Reproductive system and breast disorders	Female genital tract fistula	Western Europe/United States/Canada/Australia	298	60.2	1	0.3	300	60.2	0	0.0		*	Quasi-complete separation of data points detected.				*	WARNING: Negative of Hessian not positive definite.			NE		Algorithm converged.	NE	NE	NE	NE	NE		Algorithm converged.	NE	NE
Reproductive system and breast disorders	Female genital tract fistula	Asia	140	28.3	0	0.0	139	27.9	0	0.0	NE			NE	NE	NE		NE	NE	NE	NE		NE	NE	NE	NE		NE		NE	NE	NE
Reproductive system and breast disorders	Female genital tract fistula	Rest of World	57	11.5	0	0.0	59	11.8	0	0.0	NE			NE	NE	NE		NE	NE	NE	NE		NE	NE	NE	NE		NE		NE	NE	NE
Respiratory, thoracic and mediastinal disorders		Western Europe/United States/Canada/Australia	298	60.2	13	4.4	300	60.2	9	3.0	1.47		Convergence criterion (GCONV=1E-8) satisfied.	0.62	3.50	0.014		Algorithm converged.	-0.017	0.044	1.45		Algorithm converged.	0.63	3.35	0.3793	0.2999	0.69		Algorithm converged.	0.30	1.58
Respiratory, thoracic and mediastinal disorders		Asia	140	28.3	2	1.4	139	27.9	5	3.6	0.39		Convergence criterion (GCONV=1E-8) satisfied.	0.07	2.04	-0.022		Algorithm converged.	-0.058	0.015	0.40		Algorithm converged.	0.08	2.01	0.2648		2.52		Algorithm converged.	0.50	12.76
Respiratory, thoracic and mediastinal disorders		Rest of World	57	11.5	2	3.5	59	11.8	1	1.7	2.11		Convergence criterion (GCONV=1E-8) satisfied.	0.19	23.92	0.018		Algorithm converged.	-0.040	0.076	2.07		Algorithm converged.	0.19	22.21	0.5478		0.48		Algorithm converged.	0.05	5.18
Respiratory, thoracic and mediastinal disorders	Acute respiratory distress syndrome	Western Europe/United States/Canada/Australia	298	60.2	0	0.0	300	60.2	1	0.3		*	Quasi-complete separation of data points detected.				*	ERROR: The mean parameter is either invalid or at a limit of its range for some observations.			0.00		Algorithm converged.	0.00	NE	0.9999	NE	>999.99		Algorithm converged.	0.00	NE
Respiratory, thoracic and mediastinal disorders	Acute respiratory distress syndrome	Asia	140	28.3	0	0.0	139	27.9	0	0.0	NE			NE	NE	NE		NE	NE	NE	NE		NE	NE	NE	NE		NE		NE	NE	NE
Respiratory, thoracic and mediastinal disorders	Acute respiratory distress syndrome	Rest of World	57	11.5	0	0.0	59	11.8	0	0.0	NE			NE	NE	NE		NE	NE	NE	NE		NE	NE	NE	NE		NE		NE	NE	NE
Respiratory, thoracic and mediastinal disorders	Acute respiratory failure	Western Europe/United States/Canada/Australia	298	60.2	0	0.0	300	60.2	1	0.3		*	Quasi-complete separation of data points detected.				*	ERROR: The mean parameter is either invalid or at a limit of its range for some observations.			0.00		Algorithm converged.	0.00	NE	0.9999	NE	>999.99		Algorithm converged.	0.00	NE
Respiratory, thoracic and mediastinal disorders	Acute respiratory failure	Asia	140	28.3	0	0.0	139	27.9	0	0.0	NE			NE	NE	NE		NE	NE	NE	NE		NE	NE	NE	NE		NE		NE	NE	NE
Respiratory, thoracic and mediastinal disorders	Acute respiratory failure	Rest of World	57	11.5	0	0.0	59	11.8	0	0.0	NE			NE	NE	NE		NE	NE	NE	NE		NE	NE	NE	NE		NE		NE	NE	NE
Respiratory, thoracic and mediastinal disorders	Chronic obstructive pulmonary disease	Western Europe/United States/Canada/Australia	298	60.2	0	0.0	300	60.2	1	0.3		*	Quasi-complete separation of data points detected.				*	ERROR: The mean parameter is either invalid or at a limit of its range for some observations.			0.00		Algorithm converged.	0.00	NE	0.9999	NE	>999.99		Algorithm converged.	0.00	NE
Respiratory, thoracic and mediastinal disorders	Chronic obstructive pulmonary disease	Asia	140	28.3	0	0.0	139	27.9	0	0.0	NE			NE	NE	NE		NE	NE	NE	NE		NE	NE	NE	NE		NE		NE	NE	NE
Respiratory, thoracic and mediastinal disorders	Chronic obstructive pulmonary disease	Rest of World	57	11.5	0	0.0	59	11.8	0	0.0	NE			NE	NE	NE		NE	NE	NE	NE		NE	NE	NE	NE		NE		NE	NE	NE
Respiratory, thoracic and mediastinal disorders	Cough	Western Europe/United States/Canada/Australia	298	60.2	0	0.0	300	60.2	1	0.3		*	Quasi-complete separation of data points detected.				*	ERROR: The mean parameter is either invalid or at a limit of its range for some observations.			0.00		Algorithm converged.	0.00	NE	0.9999	NE	>999.99		Algorithm converged.	0.00	NE
Respiratory, thoracic and mediastinal disorders	Cough	Asia	140	28.3	0	0.0	139	27.9	0	0.0	NE			NE	NE	NE		NE	NE	NE	NE		NE	NE	NE	NE		NE		NE	NE	NE
Respiratory, thoracic and mediastinal disorders	Cough	Rest of World	57	11.5	0	0.0	59	11.8	0	0.0	NE			NE	NE	NE		NE	NE	NE	NE		NE	NE	NE	NE		NE		NE	NE	NE

Respiratory, thoracic and mediastinal disorders	Dyspnoea	Western Europe/United States/Canada/Australia	298	60.2	3	1.0	300	60.2	0	0.0		*	Quasi-complete separation of data points detected.				*	WARNING: Negative of Hessian not positive definite.			NE		Algorithm converged.	NE	NE	NE	NE	NE		Algorithm converged.	NE	NE
Respiratory, thoracic and mediastinal disorders	Dyspnoea	Asia	140	28.3	0	0.0	139	27.9	0	0.0	NE			NE	NE	NE		NE	NE	NE	NE		NE	NE	NE	NE		NE		NE	NE	NE
Respiratory, thoracic and mediastinal disorders	Dyspnoea	Rest of World	57	11.5	1	1.8	59	11.8	0	0.0		*	Quasi-complete separation of data points detected.				*	ERROR: Error in computing the link function, its derivatives, or the variance function.			NE		Algorithm converged.	NE	NE	NE		NE		Algorithm converged.	NE	NE
Respiratory, thoracic and mediastinal disorders	Hypoxia	Western Europe/United States/Canada/Australia	298	60.2	3	1.0	300	60.2	0	0.0		*	Quasi-complete separation of data points detected.				*	WARNING: Negative of Hessian not positive definite.			NE		Algorithm converged.	NE	NE	NE	NE	NE		Algorithm converged.	NE	NE
Respiratory, thoracic and mediastinal disorders	Hypoxia	Asia	140	28.3	0	0.0	139	27.9	0	0.0	NE			NE	NE	NE		NE	NE	NE	NE		NE	NE	NE	NE		NE		NE	NE	NE
Respiratory, thoracic and mediastinal disorders	Hypoxia	Rest of World	57	11.5	0	0.0	59	11.8	0	0.0	NE			NE	NE	NE		NE	NE	NE	NE		NE	NE	NE	NE		NE		NE	NE	NE
Respiratory, thoracic and mediastinal disorders	Interstitial lung disease	Western Europe/United States/Canada/Australia	298	60.2	0	0.0	300	60.2	1	0.3		*	Quasi-complete separation of data points detected.				*	ERROR: The mean parameter is either invalid or at a limit of its range for some observations.			0.00		Algorithm converged.	0.00	NE	0.9999	NE	>999.99		Algorithm converged.	0.00	NE
Respiratory, thoracic and mediastinal disorders	Interstitial lung disease	Asia	140	28.3	0	0.0	139	27.9	2	1.4		*	Quasi-complete separation of data points detected.				*	WARNING: The relative Hessian convergence criterion of 12.308584961 is greater than the limit of 0.0001. The convergence is questionable.			0.00		Algorithm converged.	0.00	NE	0.9999		>999.99		Algorithm converged.	0.00	NE
Respiratory, thoracic and mediastinal disorders	Interstitial lung disease	Rest of World	57	11.5	0	0.0	59	11.8	0	0.0	NE			NE	NE	NE		NE	NE	NE	NE		NE	NE	NE	NE		NE		NE	NE	NE
Respiratory, thoracic and mediastinal disorders	Laryngeal obstruction	Western Europe/United States/Canada/Australia	298	60.2	1	0.3	300	60.2	0	0.0		*	Quasi-complete separation of data points detected.				*	WARNING: Negative of Hessian not positive definite.			NE		Algorithm converged.	NE	NE	NE	NE	NE		Algorithm converged.	NE	NE
Respiratory, thoracic and mediastinal disorders	Laryngeal obstruction	Asia	140	28.3	0	0.0	139	27.9	0	0.0	NE			NE	NE	NE		NE	NE	NE	NE		NE	NE	NE	NE		NE		NE	NE	NE
Respiratory, thoracic and mediastinal disorders	Laryngeal obstruction	Rest of World	57	11.5	0	0.0	59	11.8	0	0.0	NE			NE	NE	NE		NE	NE	NE	NE		NE	NE	NE	NE		NE		NE	NE	NE
Respiratory, thoracic and mediastinal disorders	Lung disorder	Western Europe/United States/Canada/Australia	298	60.2	1	0.3	300	60.2	0	0.0		*	Quasi-complete separation of data points detected.				*	WARNING: Negative of Hessian not positive definite.			NE		Algorithm converged.	NE	NE	NE	NE	NE		Algorithm converged.	NE	NE
Respiratory, thoracic and mediastinal disorders	Lung disorder	Asia	140	28.3	0	0.0	139	27.9	0	0.0	NE			NE	NE	NE		NE	NE	NE	NE		NE	NE	NE	NE		NE		NE	NE	NE
Respiratory, thoracic and mediastinal disorders	Lung disorder	Rest of World	57	11.5	0	0.0	59	11.8	0	0.0	NE			NE	NE	NE		NE	NE	NE	NE		NE	NE	NE	NE		NE		NE	NE	NE
Respiratory, thoracic and mediastinal disorders	Oropharyngeal pain	Western Europe/United States/Canada/Australia	298	60.2	1	0.3	300	60.2	0	0.0		*	Quasi-complete separation of data points detected.				*	WARNING: Negative of Hessian not positive definite.			NE		Algorithm converged.	NE	NE	NE	NE	NE		Algorithm converged.	NE	NE
Respiratory, thoracic and mediastinal disorders	Oropharyngeal pain	Asia	140	28.3	0	0.0	139	27.9	1	0.7		*	Quasi-complete separation of data points detected.				*	WARNING: The relative Hessian convergence criterion of 19.480043432 is greater than the limit of 0.0001. The convergence is questionable.			0.00		Algorithm converged.	0.00	NE	0.9999		>999.99		Algorithm converged.	0.00	NE
Respiratory, thoracic and mediastinal disorders	Oropharyngeal pain	Rest of World	57	11.5	0	0.0	59	11.8	0	0.0	NE			NE	NE	NE		NE	NE	NE	NE		NE	NE	NE	NE		NE		NE	NE	NE
Respiratory, thoracic and mediastinal disorders	Pleural effusion	Western Europe/United States/Canada/Australia	298	60.2	0	0.0	300	60.2	1	0.3		*	Quasi-complete separation of data points detected.				*	ERROR: The mean parameter is either invalid or at a limit of its range for some observations.			0.00		Algorithm converged.	0.00	NE	0.9999	NE	>999.99		Algorithm converged.	0.00	NE
Respiratory, thoracic and mediastinal disorders	Pleural effusion	Asia	140	28.3	1	0.7	139	27.9	0	0.0		*	Quasi-complete separation of data points detected.				*	WARNING: Negative of Hessian not positive definite.			NE		Algorithm converged.	NE	NE	NE		NE		Algorithm converged.	NE	NE
Respiratory, thoracic and mediastinal disorders	Pleural effusion	Rest of World	57	11.5	0	0.0	59	11.8	0	0.0	NE			NE	NE	NE		NE	NE	NE	NE		NE	NE	NE	NE		NE		NE	NE	NE
Respiratory, thoracic and mediastinal disorders	Pneumonitis	Western Europe/United States/Canada/Australia	298	60.2	0	0.0	300	60.2	0	0.0	NE			NE	NE	NE		NE	NE	NE	NE		NE	NE	NE	NE	NE	NE		NE	NE	NE
Respiratory, thoracic and mediastinal disorders	Pneumonitis	Asia	140	28.3	1	0.7	139	27.9	2	1.4	0.49		Convergence criterion (GCONV=1E-8) satisfied.	0.04	5.50	-0.007		Algorithm converged.	-0.031	0.017	0.50		Algorithm converged.	0.05	5.41	0.5656		2.01		Algorithm converged.	0.18	21.96
Respiratory, thoracic and mediastinal disorders	Pneumonitis	Rest of World	57	11.5	0	0.0	59	11.8	0	0.0	NE			NE	NE	NE		NE	NE	NE	NE		NE	NE	NE	NE		NE		NE	NE	NE
Respiratory, thoracic and mediastinal disorders	Pneumothorax	Western Europe/United States/Canada/Australia	298	60.2	0	0.0	300	60.2	1	0.3		*	Quasi-complete separation of data points detected.				*	ERROR: The mean parameter is either invalid or at a limit of its range for some observations.			0.00		Algorithm converged.	0.00	NE	0.9999	NE	>999.99		Algorithm converged.	0.00	NE
Respiratory, thoracic and mediastinal disorders	Pneumothorax	Asia	140	28.3	0	0.0	139	27.9	0	0.0	NE			NE	NE	NE		NE	NE	NE	NE		NE	NE	NE	NE		NE		NE	NE	NE
Respiratory, thoracic and mediastinal disorders	Pneumothorax	Rest of World	57	11.5	0	0.0	59	11.8	0	0.0	NE			NE	NE	NE		NE	NE	NE	NE		NE	NE	NE	NE		NE		NE	NE	NE
Respiratory, thoracic and mediastinal disorders	Pulmonary embolism	Western Europe/United States/Canada/Australia	298	60.2	3	1.0	300	60.2	1	0.3	3.04		Convergence criterion (GCONV=1E-8) satisfied.	0.31	29.39	0.007		Algorithm converged.	-0.006	0.020	3.02		Algorithm converged.	0.32	28.87	0.3372	NE	0.33		Algorithm converged.	0.03	3.17
Respiratory, thoracic and mediastinal disorders	Pulmonary embolism	Asia	140	28.3	0	0.0	139	27.9	0	0.0	NE			NE	NE	NE		NE	NE	NE	NE		NE	NE	NE	NE		NE		NE	NE	NE
Respiratory, thoracic and mediastinal disorders	Pulmonary embolism	Rest of World	57	11.5	1	1.8	59	11.8	0	0.0		*	Quasi-complete separation of data points detected.				*	ERROR: Error in computing the link function, its derivatives, or the variance function.			NE		Algorithm converged.	NE	NE	NE		NE		Algorithm converged.	NE	NE
Respiratory, thoracic and mediastinal disorders	Pulmonary oedema	Western Europe/United States/Canada/Australia	298	60.2	1	0.3	300	60.2	0	0.0		*	Quasi-complete separation of data points detected.				*	WARNING: Negative of Hessian not positive definite.			NE		Algorithm converged.	NE	NE	NE	NE	NE		Algorithm converged.	NE	NE
Respiratory, thoracic and mediastinal disorders	Pulmonary oedema	Asia	140	28.3	0	0.0	139	27.9	0	0.0	NE			NE	NE	NE		NE	NE	NE	NE		NE	NE	NE	NE		NE		NE	NE	NE
Respiratory, thoracic and mediastinal disorders	Pulmonary oedema	Rest of World	57	11.5	0	0.0	59	11.8	0	0.0	NE			NE	NE	NE		NE	NE	NE	NE		NE	NE	NE	NE		NE		NE	NE	NE
Respiratory, thoracic and mediastinal disorders	Respiratory failure	Western Europe/United States/Canada/Australia	298	60.2	2	0.7	300	60.2	1	0.3	2.02		Convergence criterion (GCONV=1E-8) satisfied.	0.18	22.40	0.003		Algorithm converged.	-0.008	0.015	2.01		Algorithm converged.	0.18	22.09	0.5669	NE	0.50		Algorithm converged.	0.05	5.45
Respiratory, thoracic and mediastinal disorders	Respiratory failure	Asia	140	28.3	0	0.0	139	27.9	0	0.0	NE			NE	NE	NE		NE	NE	NE	NE		NE	NE	NE	NE		NE		NE	NE	NE
Respiratory, thoracic and mediastinal disorders	Respiratory failure	Rest of World	57	11.5	0	0.0	59	11.8	0	0.0	NE			NE	NE	NE		NE	NE	NE	NE		NE	NE	NE	NE		NE		NE	NE	NE
Respiratory, thoracic and mediastinal disorders	Tachypnoea	Western Europe/United States/Canada/Australia	298	60.2	0	0.0	300	60.2	0	0.0	NE			NE	NE	NE		NE	NE	NE	NE		NE	NE	NE	NE	NE	NE		NE	NE	NE
Respiratory, thoracic and mediastinal disorders	Tachypnoea	Asia	140	28.3	0	0.0	139	27.9	0	0.0	NE			NE	NE	NE		NE	NE	NE	NE		NE	NE	NE	NE		NE		NE	NE	NE
Respiratory, thoracic and mediastinal disorders	Tachypnoea	Rest of World	57	11.5	0	0.0	59	11.8	1	1.7		*	Quasi-complete separation of data points detected.				*	WARNING: The relative Hessian convergence criterion of 10.540168601 is greater than the limit of 0.0001. The convergence is questionable.			0.00		Algorithm converged.	0.00	NE	0.9999		>999.99		Algorithm converged.	0.00	NE
Skin and subcutaneous tissue disorders		Western Europe/United States/Canada/Australia	298	60.2	0	0.0	300	60.2	1	0.3		*	Quasi-complete separation of data points detected.				*	ERROR: The mean parameter is either invalid or at a limit of its range for some observations.			0.00		Algorithm converged.	0.00	NE	0.9999	NE	>999.99		Algorithm converged.	0.00	NE
Skin and subcutaneous tissue disorders		Asia	140	28.3	0	0.0	139	27.9	0	0.0	NE			NE	NE	NE		NE	NE	NE	NE		NE	NE	NE	NE		NE		NE	NE	NE
Skin and subcutaneous tissue disorders		Rest of World	57	11.5	0	0.0	59	11.8	0	0.0	NE			NE	NE	NE		NE	NE	NE	NE		NE	NE	NE	NE		NE		NE	NE	NE
Skin and subcutaneous tissue disorders	Decubitus ulcer	Western Europe/United States/Canada/Australia	298	60.2	0	0.0	300	60.2	1	0.3		*	Quasi-complete separation of data points detected.				*	ERROR: The mean parameter is either invalid or at a limit of its range for some observations.			0.00		Algorithm converged.	0.00	NE	0.9999	NE	>999.99		Algorithm converged.	0.00	NE
Skin and subcutaneous tissue disorders	Decubitus ulcer	Asia	140	28.3	0	0.0	139	27.9	0	0.0	NE			NE	NE	NE		NE	NE	NE	NE		NE	NE	NE	NE		NE		NE	NE	NE
Skin and subcutaneous tissue disorders	Decubitus ulcer	Rest of World	57	11.5	0	0.0	59	11.8	0	0.0	NE			NE	NE	NE		NE	NE	NE	NE		NE	NE	NE	NE		NE		NE	NE	NE
Vascular disorders		Western Europe/United States/Canada/Australia	298	60.2	3	1.0	300	60.2	4	1.3	0.75		Convergence criterion (GCONV=1E-8) satisfied.	0.17	3.39	-0.003		Algorithm converged.	-0.020	0.014	0.76		Algorithm converged.	0.17	3.34	0.7114	0.8451	1.32		Algorithm converged.	0.30	5.87
Vascular disorders		Asia	140	28.3	3	2.1	139	27.9	2	1.4	1.50		Convergence criterion (GCONV=1E-8) satisfied.	0.25	9.12	0.007		Algorithm converged.	-0.024	0.038	1.49		Algorithm converged.	0.25	8.78	0.6599		0.67		Algorithm converged.	0.11	3.96
Vascular disorders		Rest of World	57	11.5	1	1.8	59	11.8	1	1.7	1.04		Convergence criterion (GCONV=1E-8) satisfied.	0.06	16.96	0.001		Algorithm converged.	-0.047	0.048	1.04		Algorithm converged.	0.07	16.16	0.9804		0.97		Algorithm converged.	0.06	15.08
Vascular disorders	Deep vein thrombosis	Western Europe/United States/Canada/Australia	298	60.2	0	0.0	300	60.2	0	0.0	NE			NE	NE	NE		NE	NE	NE	NE		NE	NE	NE	NE	NE	NE		NE	NE	NE
Vascular disorders	Deep vein thrombosis	Asia	140	28.3	0	0.0	139	27.9	0	0.0	NE			NE	NE	NE		NE	NE	NE	NE		NE	NE	NE	NE		NE		NE	NE	NE
Vascular disorders	Deep vein thrombosis	Rest of World	57	11.5	0	0.0	59	11.8	1	1.7		*	Quasi-complete separation of data points detected.				*	WARNING: The relative Hessian convergence criterion of 10.540168601 is greater than the limit of 0.0001. The convergence is questionable.			0.00		Algorithm converged.	0.00	NE	0.9999		>999.99		Algorithm converged.	0.00	NE
Vascular disorders	Embolism	Western Europe/United States/Canada/Australia	298	60.2	0	0.0	300	60.2	0	0.0	NE			NE	NE	NE		NE	NE	NE	NE		NE	NE	NE	NE	NE	NE		NE	NE	NE
Vascular disorders	Embolism	Asia	140	28.3	1	0.7	139	27.9	1	0.7	0.99		Convergence criterion (GCONV=1E-8) satisfied.	0.06	16.03	0.000		Algorithm converged.	-0.020	0.020	0.99		Algorithm converged.	0.06	15.72	0.9959		1.01		Algorithm converged.	0.06	15.94
Vascular disorders	Embolism	Rest of World	57	11.5	0	0.0	59	11.8	0	0.0	NE			NE	NE	NE		NE	NE	NE	NE		NE	NE	NE	NE		NE		NE	NE	NE
Vascular disorders	Haemorrhage	Western Europe/United States/Canada/Australia	298	60.2	0	0.0	300	60.2	1	0.3		*	Quasi-complete separation of data points detected.				*	ERROR: The mean parameter is either invalid or at a limit of its range for some observations.			0.00		Algorithm converged.	0.00	NE	0.9999	NE	>999.99		Algorithm converged.	0.00	NE
Vascular disorders	Haemorrhage	Asia	140	28.3	0	0.0	139	27.9	0	0.0	NE			NE	NE	NE		NE	NE	NE	NE		NE	NE	NE	NE		NE		NE	NE	NE
Vascular disorders	Haemorrhage	Rest of World	57	11.5	0	0.0	59	11.8	0	0.0	NE			NE	NE	NE		NE	NE	NE	NE		NE	NE	NE	NE		NE		NE	NE	NE
Vascular disorders	Hypertension	Western Europe/United States/Canada/Australia	298	60.2	0	0.0	300	60.2	1	0.3		*	Quasi-complete separation of data points detected.				*	ERROR: The mean parameter is either invalid or at a limit of its range for some observations.			0.00		Algorithm converged.	0.00	NE	0.9999	NE	>999.99		Algorithm converged.	0.00	NE
Vascular disorders	Hypertension	Asia	140	28.3	1	0.7	139	27.9	0	0.0		*	Quasi-complete separation of data points detected.				*	ERROR: Error in computing the link function, its derivatives, or the variance function.			NE		Algorithm converged.	NE	NE	NE		NE		Algorithm converged.	NE	NE
Vascular disorders	Hypertension	Rest of World	57	11.5	0	0.0	59	11.8	0	0.0	NE			NE	NE	NE		NE	NE	NE	NE		NE	NE	NE	NE		NE		NE	NE	NE
Vascular disorders	Hypotension	Western Europe/United States/Canada/Australia	298	60.2	1	0.3	300	60.2	1	0.3	1.01		Convergence criterion (GCONV=1E-8) satisfied.	0.06	16.17	0.000		Algorithm converged.	-0.009	0.009	1.01		Algorithm converged.	0.06	16.02	0.9962	NE	0.99		Algorithm converged.	0.06	15.81
Vascular disorders	Hypotension	Asia	140	28.3	0	0.0	139	27.9	1	0.7		*	Quasi-complete separation of data points detected.				*	WARNING: The relative Hessian convergence criterion of 19.480043432 is greater than the limit of 0.0001. The convergence is questionable.			0.00		Algorithm converged.	0.00	NE	0.9999		>999.99		Algorithm converged.	0.00	NE
Vascular disorders	Hypotension	Rest of World	57	11.5	0	0.0	59	11.8	0	0.0	NE			NE	NE	NE		NE	NE	NE	NE		NE	NE	NE	NE		NE		NE	NE	NE
Vascular disorders	Hypovolaemic shock	Western Europe/United States/Canada/Australia	298	60.2	0	0.0	300	60.2	1	0.3		*	Quasi-complete separation of data points detected.				*	ERROR: The mean parameter is either invalid or at a limit of its range for some observations.			0.00		Algorithm converged.	0.00	NE	0.9999	NE	>999.99		Algorithm converged.	0.00	NE
Vascular disorders	Hypovolaemic shock	Asia	140	28.3	0	0.0	139	27.9	0	0.0	NE			NE	NE	NE		NE	NE	NE	NE		NE	NE	NE	NE		NE		NE	NE	NE
Vascular disorders	Hypovolaemic shock	Rest of World	57	11.5	0	0.0	59	11.8	0	0.0	NE			NE	NE	NE		NE	NE	NE	NE		NE	NE	NE	NE		NE		NE	NE	NE
Vascular disorders	Peripheral embolism	Western Europe/United States/Canada/Australia	298	60.2	0	0.0	300	60.2	0	0.0	NE			NE	NE	NE		NE	NE	NE	NE		NE	NE	NE	NE	NE	NE		NE	NE	NE
Vascular disorders	Peripheral embolism	Asia	140	28.3	0	0.0	139	27.9	0	0.0	NE			NE	NE	NE		NE	NE	NE	NE		NE	NE	NE	NE		NE		NE	NE	NE
Vascular disorders	Peripheral embolism	Rest of World	57	11.5	1	1.8	59	11.8	0	0.0		*	Quasi-complete separation of data points detected.				*	ERROR: Error in computing the link function, its derivatives, or the variance function.			NE		Algorithm converged.	NE	NE	NE		NE		Algorithm converged.	NE	NE
Vascular disorders	Peripheral ischaemia	Western Europe/United States/Canada/Australia	298	60.2	0	0.0	300	60.2	1	0.3		*	Quasi-complete separation of data points detected.				*	ERROR: The mean parameter is either invalid or at a limit of its range for some observations.			0.00		Algorithm converged.	0.00	NE	0.9999	NE	>999.99		Algorithm converged.	0.00	NE
Vascular disorders	Peripheral ischaemia	Asia	140	28.3	0	0.0	139	27.9	0	0.0	NE			NE	NE	NE		NE	NE	NE	NE		NE	NE	NE	NE		NE		NE	NE	NE
Vascular disorders	Peripheral ischaemia	Rest of World	57	11.5	0	0.0	59	11.8	0	0.0	NE			NE	NE	NE		NE	NE	NE	NE		NE	NE	NE	NE		NE		NE	NE	NE
Vascular disorders	Thrombosis	Western Europe/United States/Canada/Australia	298	60.2	2	0.7	300	60.2	0	0.0		*	Quasi-complete separation of data points detected.				*	WARNING: Negative of Hessian not positive definite.			NE		Algorithm converged.	NE	NE	NE	NE	NE		Algorithm converged.	NE	NE
Vascular disorders	Thrombosis	Asia	140	28.3	0	0.0	139	27.9	0	0.0	NE			NE	NE	NE		NE	NE	NE	NE		NE	NE	NE	NE		NE		NE	NE	NE
Vascular disorders	Thrombosis	Rest of World	57	11.5	0	0.0	59	11.8	0	0.0	NE			NE	NE	NE		NE	NE	NE	NE		NE	NE	NE	NE		NE		NE	NE	NE
Vascular disorders	Venous thrombosis	Western Europe/United States/Canada/Australia	298	60.2	0	0.0	300	60.2	0	0.0	NE			NE	NE	NE		NE	NE	NE	NE		NE	NE	NE	NE	NE	NE		NE	NE	NE
Vascular disorders	Venous thrombosis	Asia	140	28.3	1	0.7	139	27.9	0	0.0		*	Quasi-complete separation of data points detected.				*	WARNING: Negative of Hessian not positive definite.			NE		Algorithm converged.	NE	NE	NE		NE		Algorithm converged.	NE	NE
Vascular disorders	Venous thrombosis	Rest of World	57	11.5	0	0.0	59	11.8	0	0.0	NE			NE	NE	NE		NE	NE	NE	NE		NE	NE	NE	NE		NE		NE	NE	NE

Includes treatment-emergent AEs during AE reporting period only, which is defined as new or worsening AE from the first dose of any study drug through 90 days after the last dose of any study drug or prior to NALT, whichever is earlier.
Test for interaction based on RR (Log-binomial regression)
* indicates convergence problem. Result is uninterpretable.
Clinical cut-off: 15JUN2022

Program: root/clinical_studies/RO5541077/CDPT7884/GO39942/data_analysis/ACE_FINAL_OS/prod/program/t_ae_raw_soc.sas
Output: root/clinical_studies/RO5541077/CDPT7884/GO39942/data_analysis/ACE_FINAL_OS/prod/output/t_ae_raw_soc_sg2_SAE_SE_POOLED_15JUN2022_39942.xls
08FEB2023 18:48

POPULATION: Global and China Extension Population, Safety-Evaluable Population
ENDPOINT: Any SAEs
MODEL: Unstratified analysis
STUDY: GO39942
Dichotomous Analysis by Subgroups (Safety)

Sex

			Polatuzumab Vedotin + R-CHP (N=495)				R-CHOP (N=498)				Polatuzumab Vedotin + R-CHP vs. R-CHOP																	R-CHOP vs. Polatuzumab Vedotin + R-CHP				
			Patients		Patients with Event		Patients		Patients with Event		Odds Ratio					Absolute Risk Difference					Relative Risk							Relative Risk				
MedDRA System Organ Class	MedDRA Preferred Term	Level	n	%	n	%	n	%	n	%	Odds Ratio		Convergence Reason	95% Lower CL	95% Upper CL	Absolute Risk		Convergence Reason	95% Lower CL	95% Upper CL	Relative Risk		Convergence Reason	95% Lower CL	95% Upper CL	p-value (Wald)	Interaction Test p-value (likelihood ratio)	Relative Risk		Convergence Reason	95% Lower CL	95% Upper CL
Blood and lymphatic system disorders		Male	265	53.5	29	10.9	269	54.0	26	9.7	1.15		Convergence criterion (GCONV=1E-8) satisfied.	0.66	2.01	0.013		Algorithm converged.	-0.039	0.064	1.13		Algorithm converged.	0.69	1.87	0.6274	0.4367	0.88		Algorithm converged.	0.53	1.46
Blood and lymphatic system disorders		Female	230	46.5	29	12.6	229	46.0	19	8.3	1.59		Convergence criterion (GCONV=1E-8) satisfied.	0.87	2.93	0.043		Algorithm converged.	-0.013	0.099	1.52		Algorithm converged.	0.88	2.63	0.1350		0.66		Algorithm converged.	0.38	1.14
Blood and lymphatic system disorders	Agranulocytosis	Male	265	53.5	0	0.0	269	54.0	1	0.4		*	Quasi-complete separation of data points detected.				*	ERROR: The mean parameter is either invalid or at a limit of its range for some observations.			0.00		Algorithm converged.	0.00	NE	0.9999	NE	>999.99		Algorithm converged.	0.00	NE
Blood and lymphatic system disorders	Agranulocytosis	Female	230	46.5	0	0.0	229	46.0	0	0.0	NE			NE	NE	NE		NE	NE	NE	NE		NE	NE	NE	NE		NE		NE	NE	NE
Blood and lymphatic system disorders	Anaemia	Male	265	53.5	1	0.4	269	54.0	4	1.5	0.25		Convergence criterion (GCONV=1E-8) satisfied.	0.03	2.26	-0.011		Algorithm converged.	-0.027	0.005	0.25		Algorithm converged.	0.03	2.26	0.2186	0.2719	3.94		Algorithm converged.	0.44	35.02
Blood and lymphatic system disorders	Anaemia	Female	230	46.5	4	1.7	229	46.0	4	1.7	1.00		Convergence criterion (GCONV=1E-8) satisfied.	0.25	4.03	0.000		Algorithm converged.	-0.024	0.024	1.00		Algorithm converged.	0.25	3.93	0.9950		1.00		Algorithm converged.	0.25	3.97
Blood and lymphatic system disorders	Febrile bone marrow aplasia	Male	265	53.5	1	0.4	269	54.0	0	0.0		*	Quasi-complete separation of data points detected.				*	WARNING: Negative of Hessian not positive definite.			NE		Algorithm converged.	NE	NE	NE	0.0945	NE		Algorithm converged.	NE	NE
Blood and lymphatic system disorders	Febrile bone marrow aplasia	Female	230	46.5	0	0.0	229	46.0	1	0.4		*	Quasi-complete separation of data points detected.				*	WARNING: Negative of Hessian not positive definite.			0.00		Algorithm converged.	0.00	NE	0.9999		>999.99		Algorithm converged.	0.00	NE
Blood and lymphatic system disorders	Febrile neutropenia	Male	265	53.5	26	9.8	269	54.0	17	6.3	1.61		Convergence criterion (GCONV=1E-8) satisfied.	0.85	3.05	0.035		Algorithm converged.	-0.011	0.081	1.55		Algorithm converged.	0.86	2.79	0.1421	0.9310	0.64		Algorithm converged.	0.36	1.16
Blood and lymphatic system disorders	Febrile neutropenia	Female	230	46.5	21	9.1	229	46.0	14	6.1	1.54		Convergence criterion (GCONV=1E-8) satisfied.	0.76	3.11	0.030		Algorithm converged.	-0.018	0.079	1.49		Algorithm converged.	0.78	2.86	0.2272		0.67		Algorithm converged.	0.35	1.28
Blood and lymphatic system disorders	Leukopenia	Male	265	53.5	0	0.0	269	54.0	1	0.4		*	Quasi-complete separation of data points detected.				*	ERROR: The mean parameter is either invalid or at a limit of its range for some observations.			0.00		Algorithm converged.	0.00	NE	0.9999	1.0000	>999.99		Algorithm converged.	0.00	NE
Blood and lymphatic system disorders	Leukopenia	Female	230	46.5	0	0.0	229	46.0	1	0.4		*	Quasi-complete separation of data points detected.				*	WARNING: Negative of Hessian not positive definite.			0.00		Algorithm converged.	0.00	NE	0.9999		>999.99		Algorithm converged.	0.00	NE
Blood and lymphatic system disorders	Myelosuppression	Male	265	53.5	2	0.8	269	54.0	0	0.0		*	Quasi-complete separation of data points detected.				*	WARNING: Negative of Hessian not positive definite.			NE		Algorithm converged.	NE	NE	NE	1.0000	NE		Algorithm converged.	NE	NE
Blood and lymphatic system disorders	Myelosuppression	Female	230	46.5	2	0.9	229	46.0	0	0.0		*	Quasi-complete separation of data points detected.				*	WARNING: Negative of Hessian not positive definite.			NE		Algorithm converged.	NE	NE	NE		NE		Algorithm converged.	NE	NE
Blood and lymphatic system disorders	Neutropenia	Male	265	53.5	1	0.4	269	54.0	3	1.1	0.34		Convergence criterion (GCONV=1E-8) satisfied.	0.03	3.25	-0.007		Algorithm converged.	-0.022	0.007	0.34		Algorithm converged.	0.04	3.23	0.3467	0.4287	2.96		Algorithm converged.	0.31	28.23
Blood and lymphatic system disorders	Neutropenia	Female	230	46.5	3	1.3	229	46.0	3	1.3	1.00		Convergence criterion (GCONV=1E-8) satisfied.	0.20	4.99	0.000		Algorithm converged.	-0.021	0.021	1.00		Algorithm converged.	0.20	4.88	0.9957		1.00		Algorithm converged.	0.20	4.92
Blood and lymphatic system disorders	Thrombocytopenia	Male	265	53.5	1	0.4	269	54.0	1	0.4	1.02		Convergence criterion (GCONV=1E-8) satisfied.	0.06	16.31	0.000		Algorithm converged.	-0.010	0.010	1.02		Algorithm converged.	0.06	16.14	0.9915	1.0000	0.99		Algorithm converged.	0.06	15.67
Blood and lymphatic system disorders	Thrombocytopenia	Female	230	46.5	0	0.0	229	46.0	0	0.0	NE			NE	NE	NE		NE	NE	NE	NE		NE	NE	NE	NE		NE		NE	NE	NE
Cardiac disorders		Male	265	53.5	1	0.4	269	54.0	5	1.9	0.20		Convergence criterion (GCONV=1E-8) satisfied.	0.02	1.72	-0.015		Algorithm converged.	-0.033	0.003	0.20		Algorithm converged.	0.02	1.73	0.1443	0.3895	4.93		Algorithm converged.	0.58	41.88
Cardiac disorders		Female	230	46.5	3	1.3	229	46.0	5	2.2	0.59		Convergence criterion (GCONV=1E-8) satisfied.	0.14	2.51	-0.009		Algorithm converged.	-0.033	0.015	0.60		Algorithm converged.	0.14	2.47	0.4769		1.67		Algorithm converged.	0.40	6.92
Cardiac disorders	Atrial fibrillation	Male	265	53.5	0	0.0	269	54.0	2	0.7		*	Quasi-complete separation of data points detected.				*	ERROR: The mean parameter is either invalid or at a limit of its range for some observations.			0.00		Algorithm converged.	0.00	NE	0.9999	0.1909	>999.99		Algorithm converged.	0.00	NE
Cardiac disorders	Atrial fibrillation	Female	230	46.5	1	0.4	229	46.0	1	0.4	1.00		Convergence criterion (GCONV=1E-8) satisfied.	0.06	16.01	0.000		Algorithm converged.	-0.012	0.012	1.00		Algorithm converged.	0.06	15.82	0.9975		1.00		Algorithm converged.	0.06	15.96
Cardiac disorders	Atrial flutter	Male	265	53.5	1	0.4	269	54.0	1	0.4	1.02		Convergence criterion (GCONV=1E-8) satisfied.	0.06	16.31	0.000		Algorithm converged.	-0.010	0.010	1.02		Algorithm converged.	0.06	16.14	0.9915	1.0000	0.99		Algorithm converged.	0.06	15.67
Cardiac disorders	Atrial flutter	Female	230	46.5	0	0.0	229	46.0	0	0.0	NE			NE	NE	NE		NE	NE	NE	NE		NE	NE	NE	NE		NE		NE	NE	NE
Cardiac disorders	Atrioventricular block complete	Male	265	53.5	0	0.0	269	54.0	1	0.4		*	Quasi-complete separation of data points detected.				*	ERROR: The mean parameter is either invalid or at a limit of its range for some observations.			0.00		Algorithm converged.	0.00	NE	0.9999	NE	>999.99		Algorithm converged.	0.00	NE
Cardiac disorders	Atrioventricular block complete	Female	230	46.5	0	0.0	229	46.0	0	0.0	NE			NE	NE	NE		NE	NE	NE	NE		NE	NE	NE	NE		NE		NE	NE	NE
Cardiac disorders	Cardiac failure congestive	Male	265	53.5	0	0.0	269	54.0	2	0.7		*	Quasi-complete separation of data points detected.				*	ERROR: The mean parameter is either invalid or at a limit of its range for some observations.			0.00		Algorithm converged.	0.00	NE	0.9999	NE	>999.99		Algorithm converged.	0.00	NE
Cardiac disorders	Cardiac failure congestive	Female	230	46.5	0	0.0	229	46.0	0	0.0	NE			NE	NE	NE		NE	NE	NE	NE		NE	NE	NE	NE		NE		NE	NE	NE
Cardiac disorders	Left ventricular dysfunction	Male	265	53.5	0	0.0	269	54.0	0	0.0	NE			NE	NE	NE		NE	NE	NE	NE		NE	NE	NE	NE	NE	NE		NE	NE	NE
Cardiac disorders	Left ventricular dysfunction	Female	230	46.5	0	0.0	229	46.0	1	0.4		*	Quasi-complete separation of data points detected.				*	WARNING: Negative of Hessian not positive definite.			0.00		Algorithm converged.	0.00	NE	0.9999		>999.99		Algorithm converged.	0.00	NE
Cardiac disorders	Myocardial infarction	Male	265	53.5	0	0.0	269	54.0	0	0.0	NE			NE	NE	NE		NE	NE	NE	NE		NE	NE	NE	NE	NE	NE		NE	NE	NE
Cardiac disorders	Myocardial infarction	Female	230	46.5	1	0.4	229	46.0	0	0.0		*	Quasi-complete separation of data points detected.				*	WARNING: Negative of Hessian not positive definite.			NE		Algorithm converged.	NE	NE	NE		NE		Algorithm converged.	NE	NE
Cardiac disorders	Sinus bradycardia	Male	265	53.5	0	0.0	269	54.0	0	0.0	NE			NE	NE	NE		NE	NE	NE	NE		NE	NE	NE	NE	NE	NE		NE	NE	NE
Cardiac disorders	Sinus bradycardia	Female	230	46.5	0	0.0	229	46.0	1	0.4		*	Quasi-complete separation of data points detected.				*	WARNING: Negative of Hessian not positive definite.			0.00		Algorithm converged.	0.00	NE	0.9999		>999.99		Algorithm converged.	0.00	NE
Cardiac disorders	Sinus tachycardia	Male	265	53.5	0	0.0	269	54.0	0	0.0	NE			NE	NE	NE		NE	NE	NE	NE		NE	NE	NE	NE	NE	NE		NE	NE	NE
Cardiac disorders	Sinus tachycardia	Female	230	46.5	1	0.4	229	46.0	0	0.0		*	Quasi-complete separation of data points detected.				*	WARNING: Negative of Hessian not positive definite.			NE		Algorithm converged.	NE	NE	NE		NE		Algorithm converged.	NE	NE
Cardiac disorders	Tachycardia	Male	265	53.5	0	0.0	269	54.0	1	0.4		*	Quasi-complete separation of data points detected.				*	ERROR: The mean parameter is either invalid or at a limit of its range for some observations.			0.00		Algorithm converged.	0.00	NE	0.9999	1.0000	>999.99		Algorithm converged.	0.00	NE
Cardiac disorders	Tachycardia	Female	230	46.5	0	0.0	229	46.0	2	0.9		*	Quasi-complete separation of data points detected.				*	WARNING: Negative of Hessian not positive definite.			0.00		Algorithm converged.	0.00	NE	0.9999		>999.99		Algorithm converged.	0.00	NE
Eye disorders		Male	265	53.5	1	0.4	269	54.0	0	0.0		*	Quasi-complete separation of data points detected.				*	WARNING: Negative of Hessian not positive definite.			NE		Algorithm converged.	NE	NE	NE	NE	NE		Algorithm converged.	NE	NE
Eye disorders		Female	230	46.5	0	0.0	229	46.0	0	0.0	NE			NE	NE	NE		NE	NE	NE	NE		NE	NE	NE	NE		NE		NE	NE	NE
Eye disorders	Rhegmatogenous retinal detachment	Male	265	53.5	1	0.4	269	54.0	0	0.0		*	Quasi-complete separation of data points detected.				*	WARNING: Negative of Hessian not positive definite.			NE		Algorithm converged.	NE	NE	NE	NE	NE		Algorithm converged.	NE	NE
Eye disorders	Rhegmatogenous retinal detachment	Female	230	46.5	0	0.0	229	46.0	0	0.0	NE			NE	NE	NE		NE	NE	NE	NE		NE	NE	NE	NE		NE		NE	NE	NE
Gastrointestinal disorders		Male	265	53.5	18	6.8	269	54.0	9	3.3	2.11		Convergence criterion (GCONV=1E-8) satisfied.	0.93	4.77	0.034		Algorithm converged.	-0.003	0.072	2.03		Algorithm converged.	0.93	4.44	0.0759	0.0466	0.49		Algorithm converged.	0.23	1.08
Gastrointestinal disorders		Female	230	46.5	13	5.7	229	46.0	18	7.9	0.70		Convergence criterion (GCONV=1E-8) satisfied.	0.34	1.47	-0.022		Algorithm converged.	-0.068	0.024	0.72		Algorithm converged.	0.36	1.43	0.3486		1.39		Algorithm converged.	0.70	2.77
Gastrointestinal disorders	Abdominal distension	Male	265	53.5	0	0.0	269	54.0	0	0.0	NE			NE	NE	NE		NE	NE	NE	NE		NE	NE	NE	NE	NE	NE		NE	NE	NE
Gastrointestinal disorders	Abdominal distension	Female	230	46.5	0	0.0	229	46.0	1	0.4		*	Quasi-complete separation of data points detected.				*	WARNING: Negative of Hessian not positive definite.			0.00		Algorithm converged.	0.00	NE	0.9999		>999.99		Algorithm converged.	0.00	NE
Gastrointestinal disorders	Abdominal pain	Male	265	53.5	1	0.4	269	54.0	2	0.7	0.51		Convergence criterion (GCONV=1E-8) satisfied.	0.05	5.61	-0.004		Algorithm converged.	-0.016	0.009	0.51		Algorithm converged.	0.05	5.56	0.5788	0.7170	1.97		Algorithm converged.	0.18	21.60
Gastrointestinal disorders	Abdominal pain	Female	230	46.5	1	0.4	229	46.0	1	0.4	1.00		Convergence criterion (GCONV=1E-8) satisfied.	0.06	16.01	0.000		Algorithm converged.	-0.012	0.012	1.00		Algorithm converged.	0.06	15.82	0.9975		1.00		Algorithm converged.	0.06	15.96
Gastrointestinal disorders	Anal fistula	Male	265	53.5	1	0.4	269	54.0	1	0.4	1.02		Convergence criterion (GCONV=1E-8) satisfied.	0.06	16.31	0.000		Algorithm converged.	-0.010	0.010	1.02		Algorithm converged.	0.06	16.14	0.9915	1.0000	0.99		Algorithm converged.	0.06	15.67
Gastrointestinal disorders	Anal fistula	Female	230	46.5	0	0.0	229	46.0	0	0.0	NE			NE	NE	NE		NE	NE	NE	NE		NE	NE	NE	NE		NE		NE	NE	NE
Gastrointestinal disorders	Anal stenosis	Male	265	53.5	0	0.0	269	54.0	1	0.4		*	Quasi-complete separation of data points detected.				*	ERROR: The mean parameter is either invalid or at a limit of its range for some observations.			0.00		Algorithm converged.	0.00	NE	0.9999	NE	>999.99		Algorithm converged.	0.00	NE
Gastrointestinal disorders	Anal stenosis	Female	230	46.5	0	0.0	229	46.0	0	0.0	NE			NE	NE	NE		NE	NE	NE	NE		NE	NE	NE	NE		NE		NE	NE	NE
Gastrointestinal disorders	Colitis	Male	265	53.5	0	0.0	269	54.0	0	0.0	NE			NE	NE	NE		NE	NE	NE	NE		NE	NE	NE	NE	1.0000	NE		NE	NE	NE
Gastrointestinal disorders	Colitis	Female	230	46.5	1	0.4	229	46.0	1	0.4	1.00		Convergence criterion (GCONV=1E-8) satisfied.	0.06	16.01	0.000		Algorithm converged.	-0.012	0.012	1.00		Algorithm converged.	0.06	15.82	0.9975		1.00		Algorithm converged.	0.06	15.96
Gastrointestinal disorders	Constipation	Male	265	53.5	1	0.4	269	54.0	0	0.0		*	Quasi-complete separation of data points detected.				*	WARNING: Negative of Hessian not positive definite.			NE		Algorithm converged.	NE	NE	NE	0.0945	NE		Algorithm converged.	NE	NE
Gastrointestinal disorders	Constipation	Female	230	46.5	0	0.0	229	46.0	1	0.4		*	Quasi-complete separation of data points detected.				*	WARNING: Negative of Hessian not positive definite.			0.00		Algorithm converged.	0.00	NE	0.9999		>999.99		Algorithm converged.	0.00	NE
Gastrointestinal disorders	Diarrhoea	Male	265	53.5	4	1.5	269	54.0	0	0.0		*	Quasi-complete separation of data points detected.				*	WARNING: Negative of Hessian not positive definite.			NE		Algorithm converged.	NE	NE	NE	0.1738	NE		Algorithm converged.	NE	NE
Gastrointestinal disorders	Diarrhoea	Female	230	46.5	6	2.6	229	46.0	2	0.9	3.04		Convergence criterion (GCONV=1E-8) satisfied.	0.61	15.22	0.017		Algorithm converged.	-0.007	0.041	2.99		Algorithm converged.	0.61	14.64	0.1773		0.33		Algorithm converged.	0.07	1.64
Gastrointestinal disorders	Epigastric discomfort	Male	265	53.5	1	0.4	269	54.0	0	0.0		*	Quasi-complete separation of data points detected.				*	WARNING: Negative of Hessian not positive definite.			NE		Algorithm converged.	NE	NE	NE	NE	NE		Algorithm converged.	NE	NE
Gastrointestinal disorders	Epigastric discomfort	Female	230	46.5	0	0.0	229	46.0	0	0.0	NE			NE	NE	NE		NE	NE	NE	NE		NE	NE	NE	NE		NE		NE	NE	NE
Gastrointestinal disorders	Faeces discoloured	Male	265	53.5	0	0.0	269	54.0	0	0.0	NE			NE	NE	NE		NE	NE	NE	NE		NE	NE	NE	NE	NE	NE		NE	NE	NE
Gastrointestinal disorders	Faeces discoloured	Female	230	46.5	1	0.4	229	46.0	0	0.0		*	Quasi-complete separation of data points detected.				*	WARNING: Negative of Hessian not positive definite.			NE		Algorithm converged.	NE	NE	NE		NE		Algorithm converged.	NE	NE
Gastrointestinal disorders	Gastric ulcer	Male	265	53.5	0	0.0	269	54.0	0	0.0	NE			NE	NE	NE		NE	NE	NE	NE		NE	NE	NE	NE	NE	NE		NE	NE	NE
Gastrointestinal disorders	Gastric ulcer	Female	230	46.5	1	0.4	229	46.0	0	0.0		*	Quasi-complete separation of data points detected.				*	WARNING: Negative of Hessian not positive definite.			NE		Algorithm converged.	NE	NE	NE		NE		Algorithm converged.	NE	NE
Gastrointestinal disorders	Gastrointestinal haemorrhage	Male	265	53.5	0	0.0	269	54.0	1	0.4		*	Quasi-complete separation of data points detected.				*	ERROR: The mean parameter is either invalid or at a limit of its range for some observations.			0.00		Algorithm converged.	0.00	NE	0.9999	0.2790	>999.99		Algorithm converged.	0.00	NE
Gastrointestinal disorders	Gastrointestinal haemorrhage	Female	230	46.5	2	0.9	229	46.0	2	0.9	1.00		Convergence criterion (GCONV=1E-8) satisfied.	0.14	7.13	0.000		Algorithm converged.	-0.017	0.017	1.00		Algorithm converged.	0.14	7.01	0.9965		1.00		Algorithm converged.	0.14	7.07
Gastrointestinal disorders	Haemorrhoidal haemorrhage	Male	265	53.5	1	0.4	269	54.0	0	0.0		*	Quasi-complete separation of data points detected.				*	WARNING: Negative of Hessian not positive definite.			NE		Algorithm converged.	NE	NE	NE	NE	NE		Algorithm converged.	NE	NE
Gastrointestinal disorders	Haemorrhoidal haemorrhage	Female	230	46.5	0	0.0	229	46.0	0	0.0	NE			NE	NE	NE		NE	NE	NE	NE		NE	NE	NE	NE		NE		NE	NE	NE
Gastrointestinal disorders	Ileus	Male	265	53.5	1	0.4	269	54.0	0	0.0		*	Quasi-complete separation of data points detected.				*	WARNING: Negative of Hessian not positive definite.			NE		Algorithm converged.	NE	NE	NE	0.0497	NE		Algorithm converged.	NE	NE
Gastrointestinal disorders	Ileus	Female	230	46.5	0	0.0	229	46.0	2	0.9		*	Quasi-complete separation of data points detected.				*	WARNING: Negative of Hessian not positive definite.			0.00		Algorithm converged.	0.00	NE	0.9999		>999.99		Algorithm converged.	0.00	NE
Gastrointestinal disorders	Impaired gastric emptying	Male	265	53.5	0	0.0	269	54.0	1	0.4		*	Quasi-complete separation of data points detected.				*	ERROR: The mean parameter is either invalid or at a limit of its range for some observations.			0.00		Algorithm converged.	0.00	NE	0.9999	NE	>999.99		Algorithm converged.	0.00	NE
Gastrointestinal disorders	Impaired gastric emptying	Female	230	46.5	0	0.0	229	46.0	0	0.0	NE			NE	NE	NE		NE	NE	NE	NE		NE	NE	NE	NE		NE		NE	NE	NE
Gastrointestinal disorders	Intestinal obstruction	Male	265	53.5	1	0.4	269	54.0	0	0.0		*	Quasi-complete separation of data points detected.				*	WARNING: Negative of Hessian not positive definite.			NE		Algorithm converged.	NE	NE	NE	0.0945	NE		Algorithm converged.	NE	NE
Gastrointestinal disorders	Intestinal obstruction	Female	230	46.5	0	0.0	229	46.0	1	0.4		*	Quasi-complete separation of data points detected.				*	WARNING: Negative of Hessian not positive definite.			0.00		Algorithm converged.	0.00	NE	0.9999		>999.99		Algorithm converged.	0.00	NE
Gastrointestinal disorders	Intestinal perforation	Male	265	53.5	1	0.4	269	54.0	0	0.0		*	Quasi-complete separation of data points detected.				*	WARNING: Negative of Hessian not positive definite.			NE		Algorithm converged.	NE	NE	NE	0.4060	NE		Algorithm converged.	NE	NE
Gastrointestinal disorders	Intestinal perforation	Female	230	46.5	2	0.9	229	46.0	1	0.4	2.00		Convergence criterion (GCONV=1E-8) satisfied.	0.18	22.21	0.004		Algorithm converged.	-0.010	0.019	1.99		Algorithm converged.	0.18	21.81	0.5727		0.50		Algorithm converged.	0.05	5.50
Gastrointestinal disorders	Intra-abdominal haemorrhage	Male	265	53.5	0	0.0	269	54.0	0	0.0	NE			NE	NE	NE		NE	NE	NE	NE		NE	NE	NE	NE	NE	NE		NE	NE	NE
Gastrointestinal disorders	Intra-abdominal haemorrhage	Female	230	46.5	0	0.0	229	46.0	1	0.4		*	Quasi-complete separation of data points detected.				*	WARNING: Negative of Hessian not positive definite.			0.00		Algorithm converged.	0.00	NE	0.9999		>999.99		Algorithm converged.	0.00	NE
Gastrointestinal disorders	Nausea	Male	265	53.5	1	0.4	269	54.0	0	0.0		*	Quasi-complete separation of data points detected.				*	WARNING: Negative of Hessian not positive definite.			NE		Algorithm converged.	NE	NE	NE	0.3367	NE		Algorithm converged.	NE	NE
Gastrointestinal disorders	Nausea	Female	230	46.5	3	1.3	229	46.0	2	0.9	1.50		Convergence criterion (GCONV=1E-8) satisfied.	0.25	9.06	0.004		Algorithm converged.	-0.015	0.023	1.49		Algorithm converged.	0.25	8.85	0.6587		0.67		Algorithm converged.	0.11	3.97
Gastrointestinal disorders	Necrotising colitis	Male	265	53.5	1	0.4	269	54.0	0	0.0		*	Quasi-complete separation of data points detected.				*	WARNING: Negative of Hessian not positive definite.			NE		Algorithm converged.	NE	NE	NE	NE	NE		Algorithm converged.	NE	NE
Gastrointestinal disorders	Necrotising colitis	Female	230	46.5	0	0.0	229	46.0	0	0.0	NE			NE	NE	NE		NE	NE	NE	NE		NE	NE	NE	NE		NE		NE	NE	NE
Gastrointestinal disorders	Neutropenic colitis	Male	265	53.5	1	0.4	269	54.0	0	0.0		*	Quasi-complete separation of data points detected.				*	WARNING: Negative of Hessian not positive definite.			NE		Algorithm converged.	NE	NE	NE	NE	NE		Algorithm converged.	NE	NE
Gastrointestinal disorders	Neutropenic colitis	Female	230	46.5	0	0.0	229	46.0	0	0.0	NE			NE	NE	NE		NE	NE	NE	NE		NE	NE	NE	NE		NE		NE	NE	NE
Gastrointestinal disorders	Obstruction gastric	Male	265	53.5	0	0.0	269	54.0	0	0.0	NE			NE	NE	NE		NE	NE	NE	NE		NE	NE	NE	NE	NE	NE		NE	NE	NE
Gastrointestinal disorders	Obstruction gastric	Female	230	46.5	0	0.0	229	46.0	1	0.4		*	Quasi-complete separation of data points detected.				*	WARNING: Negative of Hessian not positive definite.			0.00		Algorithm converged.	0.00	NE	0.9999		>999.99		Algorithm converged.	0.00	NE
Gastrointestinal disorders	Pancreatitis	Male	265	53.5	0	0.0	269	54.0	0	0.0	NE			NE	NE	NE		NE	NE	NE	NE		NE	NE	NE	NE	1.0000	NE		NE	NE	NE
Gastrointestinal disorders	Pancreatitis	Female	230	46.5	1	0.4	229	46.0	1	0.4	1.00		Convergence criterion (GCONV=1E-8) satisfied.	0.06	16.01	0.000		Algorithm converged.	-0.012	0.012	1.00		Algorithm converged.	0.06	15.82	0.9975		1.00		Algorithm converged.	0.06	15.96
Gastrointestinal disorders	Rectal haemorrhage	Male	265	53.5	1	0.4	269	54.0	0	0.0		*	Quasi-complete separation of data points detected.				*	WARNING: Negative of Hessian not positive definite.			NE		Algorithm converged.	NE	NE	NE	NE	NE		Algorithm converged.	NE	NE
Gastrointestinal disorders	Rectal haemorrhage	Female	230	46.5	0	0.0	229	46.0	0	0.0	NE			NE	NE	NE		NE	NE	NE	NE		NE	NE	NE	NE		NE		NE	NE	NE
Gastrointestinal disorders	Small intestinal obstruction	Male	265	53.5	0	0.0	269	54.0	2	0.7		*	Quasi-complete separation of data points detected.				*	ERROR: The mean parameter is either invalid or at a limit of its range for some observations.			0.00		Algorithm converged.	0.00	NE	0.9999	1.0000	>999.99		Algorithm converged.	0.00	NE
Gastrointestinal disorders	Small intestinal obstruction	Female	230	46.5	0	0.0	229	46.0	3	1.3		*	Quasi-complete separation of data points detected.				*	WARNING: Negative of Hessian not positive definite.			0.00		Algorithm converged.	0.00	NE	0.9999		>999.99		Algorithm converged.	0.00	NE
Gastrointestinal disorders	Small intestinal perforation	Male	265	53.5	0	0.0	269	54.0	1	0.4		*	Quasi-complete separation of data points detected.				*	ERROR: The mean parameter is either invalid or at a limit of its range for some observations.			0.00		Algorithm converged.	0.00	NE	0.9999	NE	>999.99		Algorithm converged.	0.00	NE
Gastrointestinal disorders	Small intestinal perforation	Female	230	46.5	0	0.0	229	46.0	0	0.0	NE			NE	NE	NE		NE	NE	NE	NE		NE	NE	NE	NE		NE		NE	NE	NE
Gastrointestinal disorders	Stomatitis	Male	265	53.5	1	0.4	269	54.0	0	0.0		*	Quasi-complete separation of data points detected.				*	WARNING: Negative of Hessian not positive definite.			NE		Algorithm converged.	NE	NE	NE	0.3029	NE		Algorithm converged.	NE	NE
Gastrointestinal disorders	Stomatitis	Female	230	46.5	1	0.4	229	46.0	1	0.4	1.00		Convergence criterion (GCONV=1E-8) satisfied.	0.06	16.01	0.000		Algorithm converged.	-0.012	0.012	1.00		Algorithm converged.	0.06	15.82	0.9975		1.00		Algorithm converged.	0.06	15.96
Gastrointestinal disorders	Subileus	Male	265	53.5	1	0.4	269	54.0	1	0.4	1.02		Convergence criterion (GCONV=1E-8) satisfied.	0.06	16.31	0.000		Algorithm converged.	-0.010	0.010	1.02		Algorithm converged.	0.06	16.14	0.9915	1.0000	0.99		Algorithm converged.	0.06	15.67
Gastrointestinal disorders	Subileus	Female	230	46.5	0	0.0	229	46.0	0	0.0	NE			NE	NE	NE		NE	NE	NE	NE		NE	NE	NE	NE		NE		NE	NE	NE
Gastrointestinal disorders	Upper gastrointestinal haemorrhage	Male	265	53.5	1	0.4	269	54.0	0	0.0		*	Quasi-complete separation of data points detected.				*	WARNING: Negative of Hessian not positive definite.			NE		Algorithm converged.	NE	NE	NE	NE	NE		Algorithm converged.	NE	NE
Gastrointestinal disorders	Upper gastrointestinal haemorrhage	Female	230	46.5	0	0.0	229	46.0	0	0.0	NE			NE	NE	NE		NE	NE	NE	NE		NE	NE	NE	NE		NE		NE	NE	NE
Gastrointestinal disorders	Vomiting	Male	265	53.5	1	0.4	269	54.0	1	0.4	1.02		Convergence criterion (GCONV=1E-8) satisfied.	0.06	16.31	0.000		Algorithm converged.	-0.010	0.010	1.02		Algorithm converged.	0.06	16.14	0.9915	0.4441	0.99		Algorithm converged.	0.06	15.67
Gastrointestinal disorders	Vomiting	Female	230	46.5	4	1.7	229	46.0	1	0.4	4.04		Convergence criterion (GCONV=1E-8) satisfied.	0.45	36.38	0.013		Algorithm converged.	-0.006	0.032	3.98		Algorithm converged.	0.45	35.36	0.2148		0.25		Algorithm converged.	0.03	2.23
General disorders and administration site conditions		Male	265	53.5	12	4.5	269	54.0	19	7.1	0.62		Convergence criterion (GCONV=1E-8) satisfied.	0.30	1.31	-0.025		Algorithm converged.	-0.065	0.014	0.64		Algorithm converged.	0.32	1.29	0.2149	0.0061	1.56		Algorithm converged.	0.77	3.15
General disorders and administration site conditions		Female	230	46.5	16	7.0	229	46.0	5	2.2	3.35		Convergence criterion (GCONV=1E-8) satisfied.	1.21	9.30	0.048		Algorithm converged.	0.010	0.086	3.19		Algorithm converged.	1.19	8.55	0.0214		0.31		Algorithm converged.	0.12	0.84
General disorders and administration site conditions	Administration site extravasation	Male	265	53.5	0	0.0	269	54.0	0	0.0	NE			NE	NE	NE		NE	NE	NE	NE		NE	NE	NE	NE	NE	NE		NE	NE	NE
General disorders and administration site conditions	Administration site extravasation	Female	230	46.5	1	0.4	229	46.0	0	0.0		*	Quasi-complete separation of data points detected.				*	WARNING: Negative of Hessian not positive definite.			NE		Algorithm converged.	NE	NE	NE		NE		Algorithm converged.	NE	NE
General disorders and administration site conditions	Asthenia	Male	265	53.5	1	0.4	269	54.0	1	0.4	1.02		Convergence criterion (GCONV=1E-8) satisfied.	0.06	16.31	0.000		Algorithm converged.	-0.010	0.010	1.02		Algorithm converged.	0.06	16.14	0.9915	0.3089	0.99		Algorithm converged.	0.06	15.67
General disorders and administration site conditions	Asthenia	Female	230	46.5	1	0.4	229	46.0	0	0.0		*	Quasi-complete separation of data points detected.				*	WARNING: Negative of Hessian not positive definite.			NE		Algorithm converged.	NE	NE	NE		NE		Algorithm converged.	NE	NE
General disorders and administration site conditions	Cardiac death	Male	265	53.5	0	0.0	269	54.0	0	0.0	NE			NE	NE	NE		NE	NE	NE	NE		NE	NE	NE	NE	NE	NE		NE	NE	NE
General disorders and administration site conditions	Cardiac death	Female	230	46.5	1	0.4	229	46.0	0	0.0		*	Quasi-complete separation of data points detected.				*	WARNING: Negative of Hessian not positive definite.			NE		Algorithm converged.	NE	NE	NE		NE		Algorithm converged.	NE	NE
General disorders and administration site conditions	Catheter site haemorrhage	Male	265	53.5	0	0.0	269	54.0	1	0.4		*	Quasi-complete separation of data points detected.				*	ERROR: The mean parameter is either invalid or at a limit of its range for some observations.			0.00		Algorithm converged.	0.00	NE	0.9999	NE	>999.99		Algorithm converged.	0.00	NE
General disorders and administration site conditions	Catheter site haemorrhage	Female	230	46.5	0	0.0	229	46.0	0	0.0	NE			NE	NE	NE		NE	NE	NE	NE		NE	NE	NE	NE		NE		NE	NE	NE
General disorders and administration site conditions	Chest pain	Male	265	53.5	0	0.0	269	54.0	1	0.4		*	Quasi-complete separation of data points detected.				*	ERROR: The mean parameter is either invalid or at a limit of its range for some observations.			0.00		Algorithm converged.	0.00	NE	0.9999	0.0968	>999.99		Algorithm converged.	0.00	NE
General disorders and administration site conditions	Chest pain	Female	230	46.5	1	0.4	229	46.0	0	0.0		*	Quasi-complete separation of data points detected.				*	WARNING: Negative of Hessian not positive definite.			NE		Algorithm converged.	NE	NE	NE		NE		Algorithm converged.	NE	NE
General disorders and administration site conditions	Chills	Male	265	53.5	0	0.0	269	54.0	0	0.0	NE			NE	NE	NE		NE	NE	NE	NE		NE	NE	NE	NE	NE	NE		NE	NE	NE

General disorders and administration site conditions	Chills	Female	230	46.5	1	0.4	229	46.0	0	0.0		*	Quasi-complete separation of data points detected.				*	WARNING: Negative of Hessian not positive definite.			NE		Algorithm converged.	NE	NE	NE		NE		Algorithm converged.	NE	NE
General disorders and administration site conditions	Death	Male	265	53.5	3	1.1	269	54.0	1	0.4	3.07		Convergence criterion (GCONV=1E-8) satisfied.	0.32	29.68	0.008		Algorithm converged.	-0.007	0.022	3.05		Algorithm converged.	0.32	29.09	0.3335	0.4803	0.33		Algorithm converged.	0.03	3.14
General disorders and administration site conditions	Death	Female	230	46.5	1	0.4	229	46.0	0	0.0		*	Quasi-complete separation of data points detected.				*	WARNING: Negative of Hessian not positive definite.			NE		Algorithm converged.	NE	NE	NE		NE		Algorithm converged.	NE	NE
General disorders and administration site conditions	Fatigue	Male	265	53.5	1	0.4	269	54.0	2	0.7	0.51		Convergence criterion (GCONV=1E-8) satisfied.	0.05	5.61	-0.004		Algorithm converged.	-0.016	0.009	0.51		Algorithm converged.	0.05	5.56	0.5788	1.0000	1.97		Algorithm converged.	0.18	21.60
General disorders and administration site conditions	Fatigue	Female	230	46.5	0	0.0	229	46.0	0	0.0	NE			NE	NE	NE		NE	NE	NE	NE		NE	NE	NE	NE		NE		NE	NE	NE
General disorders and administration site conditions	General physical health deterioration	Male	265	53.5	0	0.0	269	54.0	1	0.4		*	Quasi-complete separation of data points detected.				*	ERROR: The mean parameter is either invalid or at a limit of its range for some observations.			0.00		Algorithm converged.	0.00	NE	0.9999	0.0512	>999.99		Algorithm converged.	0.00	NE
General disorders and administration site conditions	General physical health deterioration	Female	230	46.5	2	0.9	229	46.0	0	0.0		*	Quasi-complete separation of data points detected.				*	WARNING: Negative of Hessian not positive definite.			NE		Algorithm converged.	NE	NE	NE		NE		Algorithm converged.	NE	NE
General disorders and administration site conditions	Hypothermia	Male	265	53.5	1	0.4	269	54.0	0	0.0		*	Quasi-complete separation of data points detected.				*	WARNING: Negative of Hessian not positive definite.			NE		Algorithm converged.	NE	NE	NE	NE	NE		Algorithm converged.	NE	NE
General disorders and administration site conditions	Hypothermia	Female	230	46.5	0	0.0	229	46.0	0	0.0	NE			NE	NE	NE		NE	NE	NE	NE		NE	NE	NE	NE		NE		NE	NE	NE
General disorders and administration site conditions	Ill-defined disorder	Male	265	53.5	0	0.0	269	54.0	0	0.0	NE			NE	NE	NE		NE	NE	NE	NE		NE	NE	NE	NE	NE	NE		NE	NE	NE
General disorders and administration site conditions	Ill-defined disorder	Female	230	46.5	0	0.0	229	46.0	1	0.4		*	Quasi-complete separation of data points detected.				*	WARNING: Negative of Hessian not positive definite.			0.00		Algorithm converged.	0.00	NE	0.9999		>999.99		Algorithm converged.	0.00	NE
General disorders and administration site conditions	Infusion site extravasation	Male	265	53.5	0	0.0	269	54.0	0	0.0	NE			NE	NE	NE		NE	NE	NE	NE		NE	NE	NE	NE	NE	NE		NE	NE	NE
General disorders and administration site conditions	Infusion site extravasation	Female	230	46.5	1	0.4	229	46.0	0	0.0		*	Quasi-complete separation of data points detected.				*	WARNING: Negative of Hessian not positive definite.			NE		Algorithm converged.	NE	NE	NE		NE		Algorithm converged.	NE	NE
General disorders and administration site conditions	Malaise	Male	265	53.5	1	0.4	269	54.0	2	0.7	0.51		Convergence criterion (GCONV=1E-8) satisfied.	0.05	5.61	-0.004		Algorithm converged.	-0.016	0.009	0.51		Algorithm converged.	0.05	5.56	0.5788	1.0000	1.97		Algorithm converged.	0.18	21.60
General disorders and administration site conditions	Malaise	Female	230	46.5	0	0.0	229	46.0	0	0.0	NE			NE	NE	NE		NE	NE	NE	NE		NE	NE	NE	NE		NE		NE	NE	NE
General disorders and administration site conditions	Mucosal inflammation	Male	265	53.5	0	0.0	269	54.0	0	0.0	NE			NE	NE	NE		NE	NE	NE	NE		NE	NE	NE	NE	NE	NE		NE	NE	NE
General disorders and administration site conditions	Mucosal inflammation	Female	230	46.5	2	0.9	229	46.0	0	0.0		*	Quasi-complete separation of data points detected.				*	WARNING: Negative of Hessian not positive definite.			NE		Algorithm converged.	NE	NE	NE		NE		Algorithm converged.	NE	NE
General disorders and administration site conditions	Multiple organ dysfunction syndrome	Male	265	53.5	0	0.0	269	54.0	1	0.4		*	Quasi-complete separation of data points detected.				*	ERROR: The mean parameter is either invalid or at a limit of its range for some observations.			0.00		Algorithm converged.	0.00	NE	0.9999	NE	>999.99		Algorithm converged.	0.00	NE
General disorders and administration site conditions	Multiple organ dysfunction syndrome	Female	230	46.5	0	0.0	229	46.0	0	0.0	NE			NE	NE	NE		NE	NE	NE	NE		NE	NE	NE	NE		NE		NE	NE	NE
General disorders and administration site conditions	Non-cardiac chest pain	Male	265	53.5	0	0.0	269	54.0	1	0.4		*	Quasi-complete separation of data points detected.				*	ERROR: The mean parameter is either invalid or at a limit of its range for some observations.			0.00		Algorithm converged.	0.00	NE	0.9999	0.0968	>999.99		Algorithm converged.	0.00	NE
General disorders and administration site conditions	Non-cardiac chest pain	Female	230	46.5	1	0.4	229	46.0	0	0.0		*	Quasi-complete separation of data points detected.				*	WARNING: Negative of Hessian not positive definite.			NE		Algorithm converged.	NE	NE	NE		NE		Algorithm converged.	NE	NE
General disorders and administration site conditions	Oedema peripheral	Male	265	53.5	0	0.0	269	54.0	0	0.0	NE			NE	NE	NE		NE	NE	NE	NE		NE	NE	NE	NE	NE	NE		NE	NE	NE
General disorders and administration site conditions	Oedema peripheral	Female	230	46.5	1	0.4	229	46.0	0	0.0		*	Quasi-complete separation of data points detected.				*	WARNING: Negative of Hessian not positive definite.			NE		Algorithm converged.	NE	NE	NE		NE		Algorithm converged.	NE	NE
General disorders and administration site conditions	Pyrexia	Male	265	53.5	5	1.9	269	54.0	8	3.0	0.63		Convergence criterion (GCONV=1E-8) satisfied.	0.20	1.94	-0.011		Algorithm converged.	-0.037	0.015	0.63		Algorithm converged.	0.21	1.91	0.4194	0.6158	1.58		Algorithm converged.	0.52	4.76
General disorders and administration site conditions	Pyrexia	Female	230	46.5	4	1.7	229	46.0	4	1.7	1.00		Convergence criterion (GCONV=1E-8) satisfied.	0.25	4.03	0.000		Algorithm converged.	-0.024	0.024	1.00		Algorithm converged.	0.25	3.93	0.9950		1.00		Algorithm converged.	0.25	3.97
General disorders and administration site conditions	Ulcer	Male	265	53.5	1	0.4	269	54.0	0	0.0		*	Quasi-complete separation of data points detected.				*	WARNING: Negative of Hessian not positive definite.			NE		Algorithm converged.	NE	NE	NE	NE	NE		Algorithm converged.	NE	NE
General disorders and administration site conditions	Ulcer	Female	230	46.5	0	0.0	229	46.0	0	0.0	NE			NE	NE	NE		NE	NE	NE	NE		NE	NE	NE	NE		NE		NE	NE	NE
General disorders and administration site conditions	Vascular stent thrombosis	Male	265	53.5	0	0.0	269	54.0	1	0.4		*	Quasi-complete separation of data points detected.				*	ERROR: The mean parameter is either invalid or at a limit of its range for some observations.			0.00		Algorithm converged.	0.00	NE	0.9999	NE	>999.99		Algorithm converged.	0.00	NE
General disorders and administration site conditions	Vascular stent thrombosis	Female	230	46.5	0	0.0	229	46.0	0	0.0	NE			NE	NE	NE		NE	NE	NE	NE		NE	NE	NE	NE		NE		NE	NE	NE
Hepatobiliary disorders		Male	265	53.5	2	0.8	269	54.0	3	1.1	0.67		Convergence criterion (GCONV=1E-8) satisfied.	0.11	4.07	-0.004		Algorithm converged.	-0.020	0.013	0.68		Algorithm converged.	0.11	4.02	0.6674	0.2099	1.48		Algorithm converged.	0.25	8.77
Hepatobiliary disorders		Female	230	46.5	1	0.4	229	46.0	0	0.0		*	Quasi-complete separation of data points detected.				*	WARNING: Negative of Hessian not positive definite.			NE		Algorithm converged.	NE	NE	NE		NE		Algorithm converged.	NE	NE
Hepatobiliary disorders	Bile duct stenosis	Male	265	53.5	0	0.0	269	54.0	1	0.4		*	Quasi-complete separation of data points detected.				*	ERROR: The mean parameter is either invalid or at a limit of its range for some observations.			0.00		Algorithm converged.	0.00	NE	0.9999	NE	>999.99		Algorithm converged.	0.00	NE
Hepatobiliary disorders	Bile duct stenosis	Female	230	46.5	0	0.0	229	46.0	0	0.0	NE			NE	NE	NE		NE	NE	NE	NE		NE	NE	NE	NE		NE		NE	NE	NE
Hepatobiliary disorders	Bile duct stone	Male	265	53.5	1	0.4	269	54.0	0	0.0		*	Quasi-complete separation of data points detected.				*	WARNING: Negative of Hessian not positive definite.			NE		Algorithm converged.	NE	NE	NE	NE	NE		Algorithm converged.	NE	NE
Hepatobiliary disorders	Bile duct stone	Female	230	46.5	0	0.0	229	46.0	0	0.0	NE			NE	NE	NE		NE	NE	NE	NE		NE	NE	NE	NE		NE		NE	NE	NE
Hepatobiliary disorders	Biliary obstruction	Male	265	53.5	0	0.0	269	54.0	0	0.0	NE			NE	NE	NE		NE	NE	NE	NE		NE	NE	NE	NE	NE	NE		NE	NE	NE
Hepatobiliary disorders	Biliary obstruction	Female	230	46.5	1	0.4	229	46.0	0	0.0		*	Quasi-complete separation of data points detected.				*	WARNING: Negative of Hessian not positive definite.			NE		Algorithm converged.	NE	NE	NE		NE		Algorithm converged.	NE	NE
Hepatobiliary disorders	Cholangitis	Male	265	53.5	1	0.4	269	54.0	1	0.4	1.02		Convergence criterion (GCONV=1E-8) satisfied.	0.06	16.31	0.000		Algorithm converged.	-0.010	0.010	1.02		Algorithm converged.	0.06	16.14	0.9915	1.0000	0.99		Algorithm converged.	0.06	15.67
Hepatobiliary disorders	Cholangitis	Female	230	46.5	0	0.0	229	46.0	0	0.0	NE			NE	NE	NE		NE	NE	NE	NE		NE	NE	NE	NE		NE		NE	NE	NE
Hepatobiliary disorders	Cholecystitis acute	Male	265	53.5	1	0.4	269	54.0	0	0.0		*	Quasi-complete separation of data points detected.				*	WARNING: Negative of Hessian not positive definite.			NE		Algorithm converged.	NE	NE	NE	NE	NE		Algorithm converged.	NE	NE
Hepatobiliary disorders	Cholecystitis acute	Female	230	46.5	0	0.0	229	46.0	0	0.0	NE			NE	NE	NE		NE	NE	NE	NE		NE	NE	NE	NE		NE		NE	NE	NE
Hepatobiliary disorders	Cholestasis	Male	265	53.5	1	0.4	269	54.0	0	0.0		*	Quasi-complete separation of data points detected.				*	WARNING: Negative of Hessian not positive definite.			NE		Algorithm converged.	NE	NE	NE	NE	NE		Algorithm converged.	NE	NE
Hepatobiliary disorders	Cholestasis	Female	230	46.5	0	0.0	229	46.0	0	0.0	NE			NE	NE	NE		NE	NE	NE	NE		NE	NE	NE	NE		NE		NE	NE	NE
Hepatobiliary disorders	Liver injury	Male	265	53.5	0	0.0	269	54.0	1	0.4		*	Quasi-complete separation of data points detected.				*	ERROR: The mean parameter is either invalid or at a limit of its range for some observations.			0.00		Algorithm converged.	0.00	NE	0.9999	NE	>999.99		Algorithm converged.	0.00	NE
Hepatobiliary disorders	Liver injury	Female	230	46.5	0	0.0	229	46.0	0	0.0	NE			NE	NE	NE		NE	NE	NE	NE		NE	NE	NE	NE		NE		NE	NE	NE
Infections and infestations		Male	265	53.5	43	16.2	269	54.0	32	11.9	1.43		Convergence criterion (GCONV=1E-8) satisfied.	0.88	2.35	0.043		Algorithm converged.	-0.016	0.102	1.36		Algorithm converged.	0.89	2.09	0.1522	0.8564	0.73		Algorithm converged.	0.48	1.12
Infections and infestations		Female	230	46.5	27	11.7	229	46.0	21	9.2	1.32		Convergence criterion (GCONV=1E-8) satisfied.	0.72	2.41	0.026		Algorithm converged.	-0.030	0.082	1.28		Algorithm converged.	0.75	2.20	0.3702		0.78		Algorithm converged.	0.46	1.34
Infections and infestations	Abdominal infection	Male	265	53.5	0	0.0	269	54.0	1	0.4		*	Quasi-complete separation of data points detected.				*	ERROR: The mean parameter is either invalid or at a limit of its range for some observations.			0.00		Algorithm converged.	0.00	NE	0.9999	NE	>999.99		Algorithm converged.	0.00	NE
Infections and infestations	Abdominal infection	Female	230	46.5	0	0.0	229	46.0	0	0.0	NE			NE	NE	NE		NE	NE	NE	NE		NE	NE	NE	NE		NE		NE	NE	NE
Infections and infestations	Actinomycotic abdominal infection	Male	265	53.5	0	0.0	269	54.0	1	0.4		*	Quasi-complete separation of data points detected.				*	ERROR: The mean parameter is either invalid or at a limit of its range for some observations.			0.00		Algorithm converged.	0.00	NE	0.9999	NE	>999.99		Algorithm converged.	0.00	NE
Infections and infestations	Actinomycotic abdominal infection	Female	230	46.5	0	0.0	229	46.0	0	0.0	NE			NE	NE	NE		NE	NE	NE	NE		NE	NE	NE	NE		NE		NE	NE	NE
Infections and infestations	Appendicitis	Male	265	53.5	0	0.0	269	54.0	0	0.0	NE			NE	NE	NE		NE	NE	NE	NE		NE	NE	NE	NE	NE	NE		NE	NE	NE
Infections and infestations	Appendicitis	Female	230	46.5	1	0.4	229	46.0	0	0.0		*	Quasi-complete separation of data points detected.				*	WARNING: Negative of Hessian not positive definite.			NE		Algorithm converged.	NE	NE	NE		NE		Algorithm converged.	NE	NE
Infections and infestations	Aspergillus infection	Male	265	53.5	1	0.4	269	54.0	0	0.0		*	Quasi-complete separation of data points detected.				*	WARNING: Negative of Hessian not positive definite.			NE		Algorithm converged.	NE	NE	NE	NE	NE		Algorithm converged.	NE	NE
Infections and infestations	Aspergillus infection	Female	230	46.5	0	0.0	229	46.0	0	0.0	NE			NE	NE	NE		NE	NE	NE	NE		NE	NE	NE	NE		NE		NE	NE	NE
Infections and infestations	Atypical pneumonia	Male	265	53.5	0	0.0	269	54.0	1	0.4		*	Quasi-complete separation of data points detected.				*	ERROR: The mean parameter is either invalid or at a limit of its range for some observations.			0.00		Algorithm converged.	0.00	NE	0.9999	0.0968	>999.99		Algorithm converged.	0.00	NE
Infections and infestations	Atypical pneumonia	Female	230	46.5	1	0.4	229	46.0	0	0.0		*	Quasi-complete separation of data points detected.				*	WARNING: Negative of Hessian not positive definite.			NE		Algorithm converged.	NE	NE	NE		NE		Algorithm converged.	NE	NE
Infections and infestations	Bacteraemia	Male	265	53.5	1	0.4	269	54.0	0	0.0		*	Quasi-complete separation of data points detected.				*	WARNING: Negative of Hessian not positive definite.			NE		Algorithm converged.	NE	NE	NE	1.0000	NE		Algorithm converged.	NE	NE
Infections and infestations	Bacteraemia	Female	230	46.5	3	1.3	229	46.0	0	0.0		*	Quasi-complete separation of data points detected.				*	WARNING: Negative of Hessian not positive definite.			NE		Algorithm converged.	NE	NE	NE		NE		Algorithm converged.	NE	NE
Infections and infestations	Bronchitis	Male	265	53.5	1	0.4	269	54.0	0	0.0		*	Quasi-complete separation of data points detected.				*	WARNING: Negative of Hessian not positive definite.			NE		Algorithm converged.	NE	NE	NE	NE	NE		Algorithm converged.	NE	NE
Infections and infestations	Bronchitis	Female	230	46.5	0	0.0	229	46.0	0	0.0	NE			NE	NE	NE		NE	NE	NE	NE		NE	NE	NE	NE		NE		NE	NE	NE
Infections and infestations	Bronchopulmonary aspergillosis	Male	265	53.5	1	0.4	269	54.0	0	0.0		*	Quasi-complete separation of data points detected.				*	WARNING: Negative of Hessian not positive definite.			NE		Algorithm converged.	NE	NE	NE	NE	NE		Algorithm converged.	NE	NE
Infections and infestations	Bronchopulmonary aspergillosis	Female	230	46.5	0	0.0	229	46.0	0	0.0	NE			NE	NE	NE		NE	NE	NE	NE		NE	NE	NE	NE		NE		NE	NE	NE
Infections and infestations	Campylobacter gastroenteritis	Male	265	53.5	1	0.4	269	54.0	0	0.0		*	Quasi-complete separation of data points detected.				*	WARNING: Negative of Hessian not positive definite.			NE		Algorithm converged.	NE	NE	NE	NE	NE		Algorithm converged.	NE	NE
Infections and infestations	Campylobacter gastroenteritis	Female	230	46.5	0	0.0	229	46.0	0	0.0	NE			NE	NE	NE		NE	NE	NE	NE		NE	NE	NE	NE		NE		NE	NE	NE
Infections and infestations	Cellulitis	Male	265	53.5	2	0.8	269	54.0	1	0.4	2.04		Convergence criterion (GCONV=1E-8) satisfied.	0.18	22.61	0.004		Algorithm converged.	-0.009	0.017	2.03		Algorithm converged.	0.19	22.26	0.5622	0.4127	0.49		Algorithm converged.	0.04	5.40
Infections and infestations	Cellulitis	Female	230	46.5	1	0.4	229	46.0	0	0.0		*	Quasi-complete separation of data points detected.				*	WARNING: Negative of Hessian not positive definite.			NE		Algorithm converged.	NE	NE	NE		NE		Algorithm converged.	NE	NE
Infections and infestations	Clostridium difficile colitis	Male	265	53.5	1	0.4	269	54.0	0	0.0		*	Quasi-complete separation of data points detected.				*	WARNING: Negative of Hessian not positive definite.			NE		Algorithm converged.	NE	NE	NE	1.0000	NE		Algorithm converged.	NE	NE
Infections and infestations	Clostridium difficile colitis	Female	230	46.5	1	0.4	229	46.0	0	0.0		*	Quasi-complete separation of data points detected.				*	WARNING: Negative of Hessian not positive definite.			NE		Algorithm converged.	NE	NE	NE		NE		Algorithm converged.	NE	NE
Infections and infestations	Clostridium difficile infection	Male	265	53.5	1	0.4	269	54.0	0	0.0		*	Quasi-complete separation of data points detected.				*	WARNING: Negative of Hessian not positive definite.			NE		Algorithm converged.	NE	NE	NE	NE	NE		Algorithm converged.	NE	NE
Infections and infestations	Clostridium difficile infection	Female	230	46.5	0	0.0	229	46.0	0	0.0	NE			NE	NE	NE		NE	NE	NE	NE		NE	NE	NE	NE		NE		NE	NE	NE
Infections and infestations	Coronavirus infection	Male	265	53.5	0	0.0	269	54.0	0	0.0	NE			NE	NE	NE		NE	NE	NE	NE		NE	NE	NE	NE	NE	NE		NE	NE	NE
Infections and infestations	Coronavirus infection	Female	230	46.5	0	0.0	229	46.0	1	0.4		*	Quasi-complete separation of data points detected.				*	WARNING: Negative of Hessian not positive definite.			0.00		Algorithm converged.	0.00	NE	0.9999		>999.99		Algorithm converged.	0.00	NE
Infections and infestations	Cytomegalovirus enteritis	Male	265	53.5	1	0.4	269	54.0	0	0.0		*	Quasi-complete separation of data points detected.				*	WARNING: Negative of Hessian not positive definite.			NE		Algorithm converged.	NE	NE	NE	NE	NE		Algorithm converged.	NE	NE
Infections and infestations	Cytomegalovirus enteritis	Female	230	46.5	0	0.0	229	46.0	0	0.0	NE			NE	NE	NE		NE	NE	NE	NE		NE	NE	NE	NE		NE		NE	NE	NE
Infections and infestations	Cytomegalovirus infection	Male	265	53.5	1	0.4	269	54.0	0	0.0		*	Quasi-complete separation of data points detected.				*	WARNING: Negative of Hessian not positive definite.			NE		Algorithm converged.	NE	NE	NE	0.0945	NE		Algorithm converged.	NE	NE
Infections and infestations	Cytomegalovirus infection	Female	230	46.5	0	0.0	229	46.0	1	0.4		*	Quasi-complete separation of data points detected.				*	WARNING: Negative of Hessian not positive definite.			0.00		Algorithm converged.	0.00	NE	0.9999		>999.99		Algorithm converged.	0.00	NE
Infections and infestations	Device related infection	Male	265	53.5	1	0.4	269	54.0	0	0.0		*	Quasi-complete separation of data points detected.				*	WARNING: Negative of Hessian not positive definite.			NE		Algorithm converged.	NE	NE	NE	1.0000	NE		Algorithm converged.	NE	NE
Infections and infestations	Device related infection	Female	230	46.5	1	0.4	229	46.0	0	0.0		*	Quasi-complete separation of data points detected.				*	WARNING: Negative of Hessian not positive definite.			NE		Algorithm converged.	NE	NE	NE		NE		Algorithm converged.	NE	NE
Infections and infestations	Device related sepsis	Male	265	53.5	0	0.0	269	54.0	0	0.0	NE			NE	NE	NE		NE	NE	NE	NE		NE	NE	NE	NE	NE	NE		NE	NE	NE
Infections and infestations	Device related sepsis	Female	230	46.5	1	0.4	229	46.0	0	0.0		*	Quasi-complete separation of data points detected.				*	WARNING: Negative of Hessian not positive definite.			NE		Algorithm converged.	NE	NE	NE		NE		Algorithm converged.	NE	NE
Infections and infestations	Diarrhoea infectious	Male	265	53.5	0	0.0	269	54.0	1	0.4		*	Quasi-complete separation of data points detected.				*	ERROR: The mean parameter is either invalid or at a limit of its range for some observations.			0.00		Algorithm converged.	0.00	NE	0.9999	NE	>999.99		Algorithm converged.	0.00	NE
Infections and infestations	Diarrhoea infectious	Female	230	46.5	0	0.0	229	46.0	0	0.0	NE			NE	NE	NE		NE	NE	NE	NE		NE	NE	NE	NE		NE		NE	NE	NE
Infections and infestations	Enterobacter infection	Male	265	53.5	0	0.0	269	54.0	1	0.4		*	Quasi-complete separation of data points detected.				*	ERROR: The mean parameter is either invalid or at a limit of its range for some observations.			0.00		Algorithm converged.	0.00	NE	0.9999	NE	>999.99		Algorithm converged.	0.00	NE
Infections and infestations	Enterobacter infection	Female	230	46.5	0	0.0	229	46.0	0	0.0	NE			NE	NE	NE		NE	NE	NE	NE		NE	NE	NE	NE		NE		NE	NE	NE
Infections and infestations	Enterocolitis infectious	Male	265	53.5	1	0.4	269	54.0	0	0.0		*	Quasi-complete separation of data points detected.				*	WARNING: Negative of Hessian not positive definite.			NE		Algorithm converged.	NE	NE	NE	NE	NE		Algorithm converged.	NE	NE
Infections and infestations	Enterocolitis infectious	Female	230	46.5	0	0.0	229	46.0	0	0.0	NE			NE	NE	NE		NE	NE	NE	NE		NE	NE	NE	NE		NE		NE	NE	NE
Infections and infestations	Erysipelas	Male	265	53.5	0	0.0	269	54.0	0	0.0	NE			NE	NE	NE		NE	NE	NE	NE		NE	NE	NE	NE	NE	NE		NE	NE	NE
Infections and infestations	Erysipelas	Female	230	46.5	1	0.4	229	46.0	0	0.0		*	Quasi-complete separation of data points detected.				*	WARNING: Negative of Hessian not positive definite.			NE		Algorithm converged.	NE	NE	NE		NE		Algorithm converged.	NE	NE
Infections and infestations	Escherichia bacteraemia	Male	265	53.5	0	0.0	269	54.0	0	0.0	NE			NE	NE	NE		NE	NE	NE	NE		NE	NE	NE	NE	1.0000	NE		NE	NE	NE
Infections and infestations	Escherichia bacteraemia	Female	230	46.5	1	0.4	229	46.0	1	0.4	1.00		Convergence criterion (GCONV=1E-8) satisfied.	0.06	16.01	0.000		Algorithm converged.	-0.012	0.012	1.00		Algorithm converged.	0.06	15.82	0.9975		1.00		Algorithm converged.	0.06	15.96
Infections and infestations	Escherichia infection	Male	265	53.5	0	0.0	269	54.0	0	0.0	NE			NE	NE	NE		NE	NE	NE	NE		NE	NE	NE	NE	NE	NE		NE	NE	NE
Infections and infestations	Escherichia infection	Female	230	46.5	1	0.4	229	46.0	0	0.0		*	Quasi-complete separation of data points detected.				*	WARNING: Negative of Hessian not positive definite.			NE		Algorithm converged.	NE	NE	NE		NE		Algorithm converged.	NE	NE
Infections and infestations	Escherichia sepsis	Male	265	53.5	0	0.0	269	54.0	1	0.4		*	Quasi-complete separation of data points detected.				*	ERROR: The mean parameter is either invalid or at a limit of its range for some observations.			0.00		Algorithm converged.	0.00	NE	0.9999	1.0000	>999.99		Algorithm converged.	0.00	NE
Infections and infestations	Escherichia sepsis	Female	230	46.5	0	0.0	229	46.0	1	0.4		*	Quasi-complete separation of data points detected.				*	WARNING: Negative of Hessian not positive definite.			0.00		Algorithm converged.	0.00	NE	0.9999		>999.99		Algorithm converged.	0.00	NE

Infections and infestations	Fungal infection	Male	265	53.5	0	0.0	269	54.0	1	0.4		*	Quasi-complete separation of data points detected.				*	ERROR: The mean parameter is either invalid or at a limit of its range for some observations.			0.00		Algorithm converged.	0.00	NE	0.9999	NE	>999.99		Algorithm converged.	0.00	NE
Infections and infestations	Fungal infection	Female	230	46.5	0	0.0	229	46.0	0	0.0	NE			NE	NE	NE		NE	NE	NE	NE		NE	NE	NE	NE		NE		NE	NE	NE
Infections and infestations	Gastroenteritis viral	Male	265	53.5	0	0.0	269	54.0	0	0.0	NE			NE	NE	NE		NE	NE	NE	NE		NE	NE	NE	NE	NE	NE		NE	NE	NE
Infections and infestations	Gastroenteritis viral	Female	230	46.5	1	0.4	229	46.0	0	0.0		*	Quasi-complete separation of data points detected.				*	WARNING: Negative of Hessian not positive definite.			NE		Algorithm converged.	NE	NE	NE		NE		Algorithm converged.	NE	NE
Infections and infestations	Herpes simplex	Male	265	53.5	0	0.0	269	54.0	1	0.4		*	Quasi-complete separation of data points detected.				*	ERROR: The mean parameter is either invalid or at a limit of its range for some observations.			0.00		Algorithm converged.	0.00	NE	0.9999	NE	>999.99		Algorithm converged.	0.00	NE
Infections and infestations	Herpes simplex	Female	230	46.5	0	0.0	229	46.0	0	0.0	NE			NE	NE	NE		NE	NE	NE	NE		NE	NE	NE	NE		NE		NE	NE	NE
Infections and infestations	Herpes zoster	Male	265	53.5	0	0.0	269	54.0	0	0.0	NE			NE	NE	NE		NE	NE	NE	NE		NE	NE	NE	NE	NE	NE		NE	NE	NE
Infections and infestations	Herpes zoster	Female	230	46.5	0	0.0	229	46.0	1	0.4		*	Quasi-complete separation of data points detected.				*	WARNING: Negative of Hessian not positive definite.			0.00		Algorithm converged.	0.00	NE	0.9999		>999.99		Algorithm converged.	0.00	NE
Infections and infestations	Infection	Male	265	53.5	3	1.1	269	54.0	1	0.4	3.07		Convergence criterion (GCONV=1E-8) satisfied.	0.32	29.68	0.008		Algorithm converged.	-0.007	0.022	3.05		Algorithm converged.	0.32	29.09	0.3335	0.4803	0.33		Algorithm converged.	0.03	3.14
Infections and infestations	Infection	Female	230	46.5	1	0.4	229	46.0	0	0.0		*	Quasi-complete separation of data points detected.				*	WARNING: Negative of Hessian not positive definite.			NE		Algorithm converged.	NE	NE	NE		NE		Algorithm converged.	NE	NE
Infections and infestations	Influenza	Male	265	53.5	2	0.8	269	54.0	0	0.0		*	Quasi-complete separation of data points detected.				*	WARNING: Negative of Hessian not positive definite.			NE		Algorithm converged.	NE	NE	NE	NE	NE		Algorithm converged.	NE	NE
Infections and infestations	Influenza	Female	230	46.5	0	0.0	229	46.0	0	0.0	NE			NE	NE	NE		NE	NE	NE	NE		NE	NE	NE	NE		NE		NE	NE	NE
Infections and infestations	Intervertebral discitis	Male	265	53.5	0	0.0	269	54.0	0	0.0	NE			NE	NE	NE		NE	NE	NE	NE		NE	NE	NE	NE	NE	NE		NE	NE	NE
Infections and infestations	Intervertebral discitis	Female	230	46.5	0	0.0	229	46.0	1	0.4		*	Quasi-complete separation of data points detected.				*	WARNING: Negative of Hessian not positive definite.			0.00		Algorithm converged.	0.00	NE	0.9999		>999.99		Algorithm converged.	0.00	NE
Infections and infestations	Klebsiella sepsis	Male	265	53.5	0	0.0	269	54.0	0	0.0	NE			NE	NE	NE		NE	NE	NE	NE		NE	NE	NE	NE	NE	NE		NE	NE	NE
Infections and infestations	Klebsiella sepsis	Female	230	46.5	0	0.0	229	46.0	1	0.4		*	Quasi-complete separation of data points detected.				*	WARNING: Negative of Hessian not positive definite.			0.00		Algorithm converged.	0.00	NE	0.9999		>999.99		Algorithm converged.	0.00	NE
Infections and infestations	Mediastinitis	Male	265	53.5	0	0.0	269	54.0	0	0.0	NE			NE	NE	NE		NE	NE	NE	NE		NE	NE	NE	NE	NE	NE		NE	NE	NE
Infections and infestations	Mediastinitis	Female	230	46.5	1	0.4	229	46.0	0	0.0		*	Quasi-complete separation of data points detected.				*	WARNING: Negative of Hessian not positive definite.			NE		Algorithm converged.	NE	NE	NE		NE		Algorithm converged.	NE	NE
Infections and infestations	Neutropenic sepsis	Male	265	53.5	2	0.8	269	54.0	0	0.0		*	Quasi-complete separation of data points detected.				*	WARNING: Negative of Hessian not positive definite.			NE		Algorithm converged.	NE	NE	NE	0.0497	NE		Algorithm converged.	NE	NE
Infections and infestations	Neutropenic sepsis	Female	230	46.5	0	0.0	229	46.0	1	0.4		*	Quasi-complete separation of data points detected.				*	WARNING: Negative of Hessian not positive definite.			0.00		Algorithm converged.	0.00	NE	0.9999		>999.99		Algorithm converged.	0.00	NE
Infections and infestations	Peritonitis	Male	265	53.5	0	0.0	269	54.0	0	0.0	NE			NE	NE	NE		NE	NE	NE	NE		NE	NE	NE	NE	NE	NE		NE	NE	NE
Infections and infestations	Peritonitis	Female	230	46.5	0	0.0	229	46.0	1	0.4		*	Quasi-complete separation of data points detected.				*	WARNING: Negative of Hessian not positive definite.			0.00		Algorithm converged.	0.00	NE	0.9999		>999.99		Algorithm converged.	0.00	NE
Infections and infestations	Pneumocystis jirovecii pneumonia	Male	265	53.5	2	0.8	269	54.0	1	0.4	2.04		Convergence criterion (GCONV=1E-8) satisfied.	0.18	22.61	0.004		Algorithm converged.	-0.009	0.017	2.03		Algorithm converged.	0.19	22.26	0.5622	1.0000	0.49		Algorithm converged.	0.04	5.40
Infections and infestations	Pneumocystis jirovecii pneumonia	Female	230	46.5	0	0.0	229	46.0	0	0.0	NE			NE	NE	NE		NE	NE	NE	NE		NE	NE	NE	NE		NE		NE	NE	NE
Infections and infestations	Pneumonia	Male	265	53.5	18	6.8	269	54.0	13	4.8	1.44		Convergence criterion (GCONV=1E-8) satisfied.	0.69	2.99	0.020		Algorithm converged.	-0.020	0.059	1.41		Algorithm converged.	0.70	2.81	0.3356	0.5866	0.71		Algorithm converged.	0.36	1.42
Infections and infestations	Pneumonia	Female	230	46.5	7	3.0	229	46.0	7	3.1	1.00		Convergence criterion (GCONV=1E-8) satisfied.	0.34	2.88	0.000		Algorithm converged.	-0.032	0.031	1.00		Algorithm converged.	0.35	2.79	0.9934		1.00		Algorithm converged.	0.36	2.82
Infections and infestations	Pneumonia bacterial	Male	265	53.5	0	0.0	269	54.0	0	0.0	NE			NE	NE	NE		NE	NE	NE	NE		NE	NE	NE	NE	NE	NE		NE	NE	NE
Infections and infestations	Pneumonia bacterial	Female	230	46.5	1	0.4	229	46.0	0	0.0		*	Quasi-complete separation of data points detected.				*	WARNING: Negative of Hessian not positive definite.			NE		Algorithm converged.	NE	NE	NE		NE		Algorithm converged.	NE	NE
Infections and infestations	Pneumonia pneumococcal	Male	265	53.5	1	0.4	269	54.0	0	0.0		*	Quasi-complete separation of data points detected.				*	WARNING: Negative of Hessian not positive definite.			NE		Algorithm converged.	NE	NE	NE	NE	NE		Algorithm converged.	NE	NE
Infections and infestations	Pneumonia pneumococcal	Female	230	46.5	0	0.0	229	46.0	0	0.0	NE			NE	NE	NE		NE	NE	NE	NE		NE	NE	NE	NE		NE		NE	NE	NE
Infections and infestations	Prostate infection	Male	265	53.5	0	0.0	269	54.0	1	0.4		*	Quasi-complete separation of data points detected.				*	ERROR: The mean parameter is either invalid or at a limit of its range for some observations.			0.00		Algorithm converged.	0.00	NE	0.9999	NE	>999.99		Algorithm converged.	0.00	NE
Infections and infestations	Prostate infection	Female	230	46.5	0	0.0	229	46.0	0	0.0	NE			NE	NE	NE		NE	NE	NE	NE		NE	NE	NE	NE		NE		NE	NE	NE
Infections and infestations	Respiratory tract infection	Male	265	53.5	1	0.4	269	54.0	0	0.0		*	Quasi-complete separation of data points detected.				*	WARNING: Negative of Hessian not positive definite.			NE		Algorithm converged.	NE	NE	NE	NE	NE		Algorithm converged.	NE	NE
Infections and infestations	Respiratory tract infection	Female	230	46.5	0	0.0	229	46.0	0	0.0	NE			NE	NE	NE		NE	NE	NE	NE		NE	NE	NE	NE		NE		NE	NE	NE
Infections and infestations	Rhinovirus infection	Male	265	53.5	1	0.4	269	54.0	0	0.0		*	Quasi-complete separation of data points detected.				*	WARNING: Negative of Hessian not positive definite.			NE		Algorithm converged.	NE	NE	NE	NE	NE		Algorithm converged.	NE	NE
Infections and infestations	Rhinovirus infection	Female	230	46.5	0	0.0	229	46.0	0	0.0	NE			NE	NE	NE		NE	NE	NE	NE		NE	NE	NE	NE		NE		NE	NE	NE
Infections and infestations	Scrotal infection	Male	265	53.5	0	0.0	269	54.0	1	0.4		*	Quasi-complete separation of data points detected.				*	ERROR: The mean parameter is either invalid or at a limit of its range for some observations.			0.00		Algorithm converged.	0.00	NE	0.9999	NE	>999.99		Algorithm converged.	0.00	NE
Infections and infestations	Scrotal infection	Female	230	46.5	0	0.0	229	46.0	0	0.0	NE			NE	NE	NE		NE	NE	NE	NE		NE	NE	NE	NE		NE		NE	NE	NE
Infections and infestations	Sepsis	Male	265	53.5	1	0.4	269	54.0	3	1.1	0.34		Convergence criterion (GCONV=1E-8) satisfied.	0.03	3.25	-0.007		Algorithm converged.	-0.022	0.007	0.34		Algorithm converged.	0.04	3.23	0.3467	0.4051	2.96		Algorithm converged.	0.31	28.23
Infections and infestations	Sepsis	Female	230	46.5	4	1.7	229	46.0	4	1.7	1.00		Convergence criterion (GCONV=1E-8) satisfied.	0.25	4.03	0.000		Algorithm converged.	-0.024	0.024	1.00		Algorithm converged.	0.25	3.93	0.9950		1.00		Algorithm converged.	0.25	3.97
Infections and infestations	Septic shock	Male	265	53.5	0	0.0	269	54.0	3	1.1		*	Quasi-complete separation of data points detected.				*	ERROR: The mean parameter is either invalid or at a limit of its range for some observations.			0.00		Algorithm converged.	0.00	NE	0.9999	1.0000	>999.99		Algorithm converged.	0.00	NE
Infections and infestations	Septic shock	Female	230	46.5	0	0.0	229	46.0	1	0.4		*	Quasi-complete separation of data points detected.				*	WARNING: Negative of Hessian not positive definite.			0.00		Algorithm converged.	0.00	NE	0.9999		>999.99		Algorithm converged.	0.00	NE
Infections and infestations	Skin infection	Male	265	53.5	1	0.4	269	54.0	0	0.0		*	Quasi-complete separation of data points detected.				*	WARNING: Negative of Hessian not positive definite.			NE		Algorithm converged.	NE	NE	NE	0.0945	NE		Algorithm converged.	NE	NE
Infections and infestations	Skin infection	Female	230	46.5	0	0.0	229	46.0	1	0.4		*	Quasi-complete separation of data points detected.				*	WARNING: Negative of Hessian not positive definite.			0.00		Algorithm converged.	0.00	NE	0.9999		>999.99		Algorithm converged.	0.00	NE
Infections and infestations	Staphylococcal infection	Male	265	53.5	1	0.4	269	54.0	0	0.0		*	Quasi-complete separation of data points detected.				*	WARNING: Negative of Hessian not positive definite.			NE		Algorithm converged.	NE	NE	NE	NE	NE		Algorithm converged.	NE	NE
Infections and infestations	Staphylococcal infection	Female	230	46.5	0	0.0	229	46.0	0	0.0	NE			NE	NE	NE		NE	NE	NE	NE		NE	NE	NE	NE		NE		NE	NE	NE
Infections and infestations	Staphylococcal sepsis	Male	265	53.5	0	0.0	269	54.0	0	0.0	NE			NE	NE	NE		NE	NE	NE	NE		NE	NE	NE	NE	NE	NE		NE	NE	NE
Infections and infestations	Staphylococcal sepsis	Female	230	46.5	1	0.4	229	46.0	0	0.0		*	Quasi-complete separation of data points detected.				*	WARNING: Negative of Hessian not positive definite.			NE		Algorithm converged.	NE	NE	NE		NE		Algorithm converged.	NE	NE
Infections and infestations	Suspected COVID-19	Male	265	53.5	0	0.0	269	54.0	0	0.0	NE			NE	NE	NE		NE	NE	NE	NE		NE	NE	NE	NE	NE	NE		NE	NE	NE
Infections and infestations	Suspected COVID-19	Female	230	46.5	1	0.4	229	46.0	0	0.0		*	Quasi-complete separation of data points detected.				*	WARNING: Negative of Hessian not positive definite.			NE		Algorithm converged.	NE	NE	NE		NE		Algorithm converged.	NE	NE
Infections and infestations	Systemic candida	Male	265	53.5	0	0.0	269	54.0	0	0.0	NE			NE	NE	NE		NE	NE	NE	NE		NE	NE	NE	NE	NE	NE		NE	NE	NE
Infections and infestations	Systemic candida	Female	230	46.5	0	0.0	229	46.0	1	0.4		*	Quasi-complete separation of data points detected.				*	WARNING: Negative of Hessian not positive definite.			0.00		Algorithm converged.	0.00	NE	0.9999		>999.99		Algorithm converged.	0.00	NE
Infections and infestations	Tracheitis	Male	265	53.5	0	0.0	269	54.0	0	0.0	NE			NE	NE	NE		NE	NE	NE	NE		NE	NE	NE	NE	NE	NE		NE	NE	NE
Infections and infestations	Tracheitis	Female	230	46.5	0	0.0	229	46.0	1	0.4		*	Quasi-complete separation of data points detected.				*	WARNING: Negative of Hessian not positive definite.			0.00		Algorithm converged.	0.00	NE	0.9999		>999.99		Algorithm converged.	0.00	NE
Infections and infestations	Tracheobronchitis	Male	265	53.5	0	0.0	269	54.0	0	0.0	NE			NE	NE	NE		NE	NE	NE	NE		NE	NE	NE	NE	NE	NE		NE	NE	NE
Infections and infestations	Tracheobronchitis	Female	230	46.5	1	0.4	229	46.0	0	0.0		*	Quasi-complete separation of data points detected.				*	WARNING: Negative of Hessian not positive definite.			NE		Algorithm converged.	NE	NE	NE		NE		Algorithm converged.	NE	NE
Infections and infestations	Tuberculosis	Male	265	53.5	0	0.0	269	54.0	1	0.4		*	Quasi-complete separation of data points detected.				*	ERROR: The mean parameter is either invalid or at a limit of its range for some observations.			0.00		Algorithm converged.	0.00	NE	0.9999	NE	>999.99		Algorithm converged.	0.00	NE
Infections and infestations	Tuberculosis	Female	230	46.5	0	0.0	229	46.0	0	0.0	NE			NE	NE	NE		NE	NE	NE	NE		NE	NE	NE	NE		NE		NE	NE	NE
Infections and infestations	Upper respiratory tract infection	Male	265	53.5	3	1.1	269	54.0	2	0.7	1.53		Convergence criterion (GCONV=1E-8) satisfied.	0.25	9.22	0.004		Algorithm converged.	-0.012	0.020	1.52		Algorithm converged.	0.26	9.04	0.6436	1.0000	0.66		Algorithm converged.	0.11	3.90
Infections and infestations	Upper respiratory tract infection	Female	230	46.5	0	0.0	229	46.0	0	0.0	NE			NE	NE	NE		NE	NE	NE	NE		NE	NE	NE	NE		NE		NE	NE	NE
Infections and infestations	Urinary tract infection	Male	265	53.5	6	2.3	269	54.0	2	0.7	3.09		Convergence criterion (GCONV=1E-8) satisfied.	0.62	15.46	0.015		Algorithm converged.	-0.005	0.036	3.05		Algorithm converged.	0.62	14.95	0.1702	0.3810	0.33		Algorithm converged.	0.07	1.61
Infections and infestations	Urinary tract infection	Female	230	46.5	2	0.9	229	46.0	2	0.9	1.00		Convergence criterion (GCONV=1E-8) satisfied.	0.14	7.13	0.000		Algorithm converged.	-0.017	0.017	1.00		Algorithm converged.	0.14	7.01	0.9965		1.00		Algorithm converged.	0.14	7.07
Infections and infestations	Urinary tract infection bacterial	Male	265	53.5	0	0.0	269	54.0	0	0.0	NE			NE	NE	NE		NE	NE	NE	NE		NE	NE	NE	NE	NE	NE		NE	NE	NE
Infections and infestations	Urinary tract infection bacterial	Female	230	46.5	1	0.4	229	46.0	0	0.0		*	Quasi-complete separation of data points detected.				*	WARNING: Negative of Hessian not positive definite.			NE		Algorithm converged.	NE	NE	NE		NE		Algorithm converged.	NE	NE
Infections and infestations	Viral infection	Male	265	53.5	1	0.4	269	54.0	0	0.0		*	Quasi-complete separation of data points detected.				*	WARNING: Negative of Hessian not positive definite.			NE		Algorithm converged.	NE	NE	NE	NE	NE		Algorithm converged.	NE	NE
Infections and infestations	Viral infection	Female	230	46.5	0	0.0	229	46.0	0	0.0	NE			NE	NE	NE		NE	NE	NE	NE		NE	NE	NE	NE		NE		NE	NE	NE
Infections and infestations	Wound infection bacterial	Male	265	53.5	0	0.0	269	54.0	1	0.4		*	Quasi-complete separation of data points detected.				*	ERROR: The mean parameter is either invalid or at a limit of its range for some observations.			0.00		Algorithm converged.	0.00	NE	0.9999	NE	>999.99		Algorithm converged.	0.00	NE
Infections and infestations	Wound infection bacterial	Female	230	46.5	0	0.0	229	46.0	0	0.0	NE			NE	NE	NE		NE	NE	NE	NE		NE	NE	NE	NE		NE		NE	NE	NE
Injury, poisoning and procedural complications		Male	265	53.5	2	0.8	269	54.0	7	2.6	0.28		Convergence criterion (GCONV=1E-8) satisfied.	0.06	1.38	-0.018		Algorithm converged.	-0.040	0.003	0.29		Algorithm converged.	0.06	1.38	0.1205	0.1027	3.45		Algorithm converged.	0.72	16.45
Injury, poisoning and procedural complications		Female	230	46.5	1	0.4	229	46.0	0	0.0		*	Quasi-complete separation of data points detected.				*	WARNING: Negative of Hessian not positive definite.			NE		Algorithm converged.	NE	NE	NE		NE		Algorithm converged.	NE	NE
Injury, poisoning and procedural complications	Concussion	Male	265	53.5	0	0.0	269	54.0	1	0.4		*	Quasi-complete separation of data points detected.				*	ERROR: The mean parameter is either invalid or at a limit of its range for some observations.			0.00		Algorithm converged.	0.00	NE	0.9999	NE	>999.99		Algorithm converged.	0.00	NE
Injury, poisoning and procedural complications	Concussion	Female	230	46.5	0	0.0	229	46.0	0	0.0	NE			NE	NE	NE		NE	NE	NE	NE		NE	NE	NE	NE		NE		NE	NE	NE
Injury, poisoning and procedural complications	Fall	Male	265	53.5	0	0.0	269	54.0	1	0.4		*	Quasi-complete separation of data points detected.				*	ERROR: The mean parameter is either invalid or at a limit of its range for some observations.			0.00		Algorithm converged.	0.00	NE	0.9999	NE	>999.99		Algorithm converged.	0.00	NE
Injury, poisoning and procedural complications	Fall	Female	230	46.5	0	0.0	229	46.0	0	0.0	NE			NE	NE	NE		NE	NE	NE	NE		NE	NE	NE	NE		NE		NE	NE	NE
Injury, poisoning and procedural complications	Hip fracture	Male	265	53.5	0	0.0	269	54.0	2	0.7		*	Quasi-complete separation of data points detected.				*	ERROR: The mean parameter is either invalid or at a limit of its range for some observations.			0.00		Algorithm converged.	0.00	NE	0.9999	NE	>999.99		Algorithm converged.	0.00	NE
Injury, poisoning and procedural complications	Hip fracture	Female	230	46.5	0	0.0	229	46.0	0	0.0	NE			NE	NE	NE		NE	NE	NE	NE		NE	NE	NE	NE		NE		NE	NE	NE
Injury, poisoning and procedural complications	Infusion related reaction	Male	265	53.5	0	0.0	269	54.0	1	0.4		*	Quasi-complete separation of data points detected.				*	ERROR: The mean parameter is either invalid or at a limit of its range for some observations.			0.00		Algorithm converged.	0.00	NE	0.9999	NE	>999.99		Algorithm converged.	0.00	NE
Injury, poisoning and procedural complications	Infusion related reaction	Female	230	46.5	0	0.0	229	46.0	0	0.0	NE			NE	NE	NE		NE	NE	NE	NE		NE	NE	NE	NE		NE		NE	NE	NE
Injury, poisoning and procedural complications	Injury	Male	265	53.5	1	0.4	269	54.0	1	0.4	1.02		Convergence criterion (GCONV=1E-8) satisfied.	0.06	16.31	0.000		Algorithm converged.	-0.010	0.010	1.02		Algorithm converged.	0.06	16.14	0.9915	1.0000	0.99		Algorithm converged.	0.06	15.67
Injury, poisoning and procedural complications	Injury	Female	230	46.5	0	0.0	229	46.0	0	0.0	NE			NE	NE	NE		NE	NE	NE	NE		NE	NE	NE	NE		NE		NE	NE	NE
Injury, poisoning and procedural complications	Lower limb fracture	Male	265	53.5	0	0.0	269	54.0	0	0.0	NE			NE	NE	NE		NE	NE	NE	NE		NE	NE	NE	NE	NE	NE		NE	NE	NE
Injury, poisoning and procedural complications	Lower limb fracture	Female	230	46.5	1	0.4	229	46.0	0	0.0		*	Quasi-complete separation of data points detected.				*	WARNING: Negative of Hessian not positive definite.			NE		Algorithm converged.	NE	NE	NE		NE		Algorithm converged.	NE	NE
Injury, poisoning and procedural complications	Lumbar vertebral fracture	Male	265	53.5	0	0.0	269	54.0	1	0.4		*	Quasi-complete separation of data points detected.				*	ERROR: The mean parameter is either invalid or at a limit of its range for some observations.			0.00		Algorithm converged.	0.00	NE	0.9999	NE	>999.99		Algorithm converged.	0.00	NE
Injury, poisoning and procedural complications	Lumbar vertebral fracture	Female	230	46.5	0	0.0	229	46.0	0	0.0	NE			NE	NE	NE		NE	NE	NE	NE		NE	NE	NE	NE		NE		NE	NE	NE
Injury, poisoning and procedural complications	Post lumbar puncture syndrome	Male	265	53.5	1	0.4	269	54.0	0	0.0		*	Quasi-complete separation of data points detected.				*	WARNING: Negative of Hessian not positive definite.			NE		Algorithm converged.	NE	NE	NE	NE	NE		Algorithm converged.	NE	NE
Injury, poisoning and procedural complications	Post lumbar puncture syndrome	Female	230	46.5	0	0.0	229	46.0	0	0.0	NE			NE	NE	NE		NE	NE	NE	NE		NE	NE	NE	NE		NE		NE	NE	NE
Injury, poisoning and procedural complications	Skull fracture	Male	265	53.5	1	0.4	269	54.0	0	0.0		*	Quasi-complete separation of data points detected.				*	WARNING: Negative of Hessian not positive definite.			NE		Algorithm converged.	NE	NE	NE	NE	NE		Algorithm converged.	NE	NE
Injury, poisoning and procedural complications	Skull fracture	Female	230	46.5	0	0.0	229	46.0	0	0.0	NE			NE	NE	NE		NE	NE	NE	NE		NE	NE	NE	NE		NE		NE	NE	NE
Injury, poisoning and procedural complications	Thoracic vertebral fracture	Male	265	53.5	0	0.0	269	54.0	1	0.4		*	Quasi-complete separation of data points detected.				*	ERROR: The mean parameter is either invalid or at a limit of its range for some observations.			0.00		Algorithm converged.	0.00	NE	0.9999	NE	>999.99		Algorithm converged.	0.00	NE
Injury, poisoning and procedural complications	Thoracic vertebral fracture	Female	230	46.5	0	0.0	229	46.0	0	0.0	NE			NE	NE	NE		NE	NE	NE	NE		NE	NE	NE	NE		NE		NE	NE	NE
Investigations		Male	265	53.5	11	4.2	269	54.0	5	1.9	2.29		Convergence criterion (GCONV=1E-8) satisfied.	0.78	6.67	0.023		Algorithm converged.	-0.006	0.052	2.23		Algorithm converged.	0.79	6.34	0.1313	0.1249	0.45		Algorithm converged.	0.16	1.27
Investigations		Female	230	46.5	2	0.9	229	46.0	4	1.7	0.49		Convergence criterion (GCONV=1E-8) satisfied.	0.09	2.72	-0.009		Algorithm converged.	-0.030	0.012	0.50		Algorithm converged.	0.09	2.69	0.4179		2.01		Algorithm converged.	0.37	10.86
Investigations	Blood culture positive	Male	265	53.5	0	0.0	269	54.0	1	0.4		*	Quasi-complete separation of data points detected.				*	ERROR: The mean parameter is either invalid or at a limit of its range for some observations.			0.00		Algorithm converged.	0.00	NE	0.9999	NE	>999.99		Algorithm converged.	0.00	NE
Investigations	Blood culture positive	Female	230	46.5	0	0.0	229	46.0	0	0.0	NE			NE	NE	NE		NE	NE	NE	NE		NE	NE	NE	NE		NE		NE	NE	NE
Investigations	C-reactive protein increased	Male	265	53.5	1	0.4	269	54.0	0	0.0		*	Quasi-complete separation of data points detected.				*	WARNING: Negative of Hessian not positive definite.			NE		Algorithm converged.	NE	NE	NE	NE	NE		Algorithm converged.	NE	NE
Investigations	C-reactive protein increased	Female	230	46.5	0	0.0	229	46.0	0	0.0	NE			NE	NE	NE		NE	NE	NE	NE		NE	NE	NE	NE		NE		NE	NE	NE
Investigations	Coronavirus test positive	Male	265	53.5	1	0.4	269	54.0	0	0.0		*	Quasi-complete separation of data points detected.				*	WARNING: Negative of Hessian not positive definite.			NE		Algorithm converged.	NE	NE	NE	NE	NE		Algorithm converged.	NE	NE
Investigations	Coronavirus test positive	Female	230	46.5	0	0.0	229	46.0	0	0.0	NE			NE	NE	NE		NE	NE	NE	NE		NE	NE	NE	NE		NE		NE	NE	NE
Investigations	Ejection fraction decreased	Male	265	53.5	1	0.4	269	54.0	0	0.0		*	Quasi-complete separation of data points detected.				*	WARNING: Negative of Hessian not positive definite.			NE		Algorithm converged.	NE	NE	NE	NE	NE		Algorithm converged.	NE	NE
Investigations	Ejection fraction decreased	Female	230	46.5	0	0.0	229	46.0	0	0.0	NE			NE	NE	NE		NE	NE	NE	NE		NE	NE	NE	NE		NE		NE	NE	NE
Investigations	Influenza A virus test positive	Male	265	53.5	0	0.0	269	54.0	0	0.0	NE			NE	NE	NE		NE	NE	NE	NE		NE	NE	NE	NE	NE	NE		NE	NE	NE
Investigations	Influenza A virus test positive	Female	230	46.5	0	0.0	229	46.0	1	0.4		*	Quasi-complete separation of data points detected.				*	WARNING: Negative of Hessian not positive definite.			0.00		Algorithm converged.	0.00	NE	0.9999		>999.99		Algorithm converged.	0.00	NE
Investigations	Lymphocyte count decreased	Male	265	53.5	0	0.0	269	54.0	1	0.4		*	Quasi-complete separation of data points detected.				*	ERROR: The mean parameter is either invalid or at a limit of its range for some observations.			0.00		Algorithm converged.	0.00	NE	0.9999	NE	>999.99		Algorithm converged.	0.00	NE
Investigations	Lymphocyte count decreased	Female	230	46.5	0	0.0	229	46.0	0	0.0	NE			NE	NE	NE		NE	NE	NE	NE		NE	NE	NE	NE		NE		NE	NE	NE
Investigations	Neutrophil count decreased	Male	265	53.5	6	2.3	269	54.0	2	0.7	3.09		Convergence criterion (GCONV=1E-8) satisfied.	0.62	15.46	0.015		Algorithm converged.	-0.005	0.036	3.05		Algorithm converged.	0.62	14.95	0.1702	0.3810	0.33		Algorithm converged.	0.07	1.61

Investigations	Neutrophil count decreased	Female	230	46.5	2	0.9	229	46.0	2	0.9	1.00		Convergence criterion (GCONV=1E-8) satisfied.	0.14	7.13	0.000		Algorithm converged.	-0.017	0.017	1.00		Algorithm converged.	0.14	7.01	0.9965		1.00		Algorithm converged.	0.14	7.07
Investigations	Platelet count decreased	Male	265	53.5	1	0.4	269	54.0	2	0.7	0.51		Convergence criterion (GCONV=1E-8) satisfied.	0.05	5.61	-0.004		Algorithm converged.	-0.016	0.009	0.51		Algorithm converged.	0.05	5.56	0.5788	0.4060	1.97		Algorithm converged.	0.18	21.60
Investigations	Platelet count decreased	Female	230	46.5	0	0.0	229	46.0	1	0.4		*	Quasi-complete separation of data points detected.				*	WARNING: Negative of Hessian not positive definite.			0.00		Algorithm converged.	0.00	NE	0.9999		>999.99		Algorithm converged.	0.00	NE
Investigations	Troponin T increased	Male	265	53.5	1	0.4	269	54.0	0	0.0		*	Quasi-complete separation of data points detected.				*	WARNING: Negative of Hessian not positive definite.			NE		Algorithm converged.	NE	NE	NE	NE	NE		Algorithm converged.	NE	NE
Investigations	Troponin T increased	Female	230	46.5	0	0.0	229	46.0	0	0.0	NE			NE	NE	NE		NE	NE	NE	NE		NE	NE	NE	NE		NE		NE	NE	NE
Investigations	Weight decreased	Male	265	53.5	1	0.4	269	54.0	0	0.0		*	Quasi-complete separation of data points detected.				*	WARNING: Negative of Hessian not positive definite.			NE		Algorithm converged.	NE	NE	NE	NE	NE		Algorithm converged.	NE	NE
Investigations	Weight decreased	Female	230	46.5	0	0.0	229	46.0	0	0.0	NE			NE	NE	NE		NE	NE	NE	NE		NE	NE	NE	NE		NE		NE	NE	NE
Investigations	White blood cell count decreased	Male	265	53.5	2	0.8	269	54.0	1	0.4	2.04		Convergence criterion (GCONV=1E-8) satisfied.	0.18	22.61	0.004		Algorithm converged.	-0.009	0.017	2.03		Algorithm converged.	0.19	22.26	0.5622	0.4127	0.49		Algorithm converged.	0.04	5.40
Investigations	White blood cell count decreased	Female	230	46.5	1	0.4	229	46.0	0	0.0		*	Quasi-complete separation of data points detected.				*	WARNING: Negative of Hessian not positive definite.			NE		Algorithm converged.	NE	NE	NE		NE		Algorithm converged.	NE	NE
Metabolism and nutrition disorders		Male	265	53.5	1	0.4	269	54.0	2	0.7	0.51		Convergence criterion (GCONV=1E-8) satisfied.	0.05	5.61	-0.004		Algorithm converged.	-0.016	0.009	0.51		Algorithm converged.	0.05	5.56	0.5788	0.8444	1.97		Algorithm converged.	0.18	21.60
Metabolism and nutrition disorders		Female	230	46.5	4	1.7	229	46.0	6	2.6	0.66		Convergence criterion (GCONV=1E-8) satisfied.	0.18	2.36	-0.009		Algorithm converged.	-0.036	0.018	0.66		Algorithm converged.	0.19	2.32	0.5211		1.51		Algorithm converged.	0.43	5.27
Metabolism and nutrition disorders	Decreased appetite	Male	265	53.5	0	0.0	269	54.0	0	0.0	NE			NE	NE	NE		NE	NE	NE	NE		NE	NE	NE	NE	1.0000	NE		NE	NE	NE
Metabolism and nutrition disorders	Decreased appetite	Female	230	46.5	1	0.4	229	46.0	1	0.4	1.00		Convergence criterion (GCONV=1E-8) satisfied.	0.06	16.01	0.000		Algorithm converged.	-0.012	0.012	1.00		Algorithm converged.	0.06	15.82	0.9975		1.00		Algorithm converged.	0.06	15.96
Metabolism and nutrition disorders	Dehydration	Male	265	53.5	0	0.0	269	54.0	1	0.4		*	Quasi-complete separation of data points detected.				*	ERROR: The mean parameter is either invalid or at a limit of its range for some observations.			0.00		Algorithm converged.	0.00	NE	0.9999	0.2790	>999.99		Algorithm converged.	0.00	NE
Metabolism and nutrition disorders	Dehydration	Female	230	46.5	2	0.9	229	46.0	2	0.9	1.00		Convergence criterion (GCONV=1E-8) satisfied.	0.14	7.13	0.000		Algorithm converged.	-0.017	0.017	1.00		Algorithm converged.	0.14	7.01	0.9965		1.00		Algorithm converged.	0.14	7.07
Metabolism and nutrition disorders	Hypoglycaemia	Male	265	53.5	0	0.0	269	54.0	0	0.0	NE			NE	NE	NE		NE	NE	NE	NE		NE	NE	NE	NE	NE	NE		NE	NE	NE
Metabolism and nutrition disorders	Hypoglycaemia	Female	230	46.5	0	0.0	229	46.0	1	0.4		*	Quasi-complete separation of data points detected.				*	WARNING: Negative of Hessian not positive definite.			0.00		Algorithm converged.	0.00	NE	0.9999		>999.99		Algorithm converged.	0.00	NE
Metabolism and nutrition disorders	Hypokalaemia	Male	265	53.5	0	0.0	269	54.0	0	0.0	NE			NE	NE	NE		NE	NE	NE	NE		NE	NE	NE	NE	NE	NE		NE	NE	NE
Metabolism and nutrition disorders	Hypokalaemia	Female	230	46.5	0	0.0	229	46.0	1	0.4		*	Quasi-complete separation of data points detected.				*	WARNING: Negative of Hessian not positive definite.			0.00		Algorithm converged.	0.00	NE	0.9999		>999.99		Algorithm converged.	0.00	NE
Metabolism and nutrition disorders	Hyponatraemia	Male	265	53.5	0	0.0	269	54.0	1	0.4		*	Quasi-complete separation of data points detected.				*	ERROR: The mean parameter is either invalid or at a limit of its range for some observations.			0.00		Algorithm converged.	0.00	NE	0.9999	NE	>999.99		Algorithm converged.	0.00	NE
Metabolism and nutrition disorders	Hyponatraemia	Female	230	46.5	0	0.0	229	46.0	0	0.0	NE			NE	NE	NE		NE	NE	NE	NE		NE	NE	NE	NE		NE		NE	NE	NE
Metabolism and nutrition disorders	Hypovolaemia	Male	265	53.5	0	0.0	269	54.0	0	0.0	NE			NE	NE	NE		NE	NE	NE	NE		NE	NE	NE	NE	NE	NE		NE	NE	NE
Metabolism and nutrition disorders	Hypovolaemia	Female	230	46.5	1	0.4	229	46.0	0	0.0		*	Quasi-complete separation of data points detected.				*	WARNING: Negative of Hessian not positive definite.			NE		Algorithm converged.	NE	NE	NE		NE		Algorithm converged.	NE	NE
Metabolism and nutrition disorders	Tumour lysis syndrome	Male	265	53.5	1	0.4	269	54.0	0	0.0		*	Quasi-complete separation of data points detected.				*	WARNING: Negative of Hessian not positive definite.			NE		Algorithm converged.	NE	NE	NE	0.0945	NE		Algorithm converged.	NE	NE
Metabolism and nutrition disorders	Tumour lysis syndrome	Female	230	46.5	0	0.0	229	46.0	1	0.4		*	Quasi-complete separation of data points detected.				*	WARNING: Negative of Hessian not positive definite.			0.00		Algorithm converged.	0.00	NE	0.9999		>999.99		Algorithm converged.	0.00	NE
Musculoskeletal and connective tissue disorders		Male	265	53.5	1	0.4	269	54.0	2	0.7	0.51		Convergence criterion (GCONV=1E-8) satisfied.	0.05	5.61	-0.004		Algorithm converged.	-0.016	0.009	0.51		Algorithm converged.	0.05	5.56	0.5788	0.4150	1.97		Algorithm converged.	0.18	21.60
Musculoskeletal and connective tissue disorders		Female	230	46.5	2	0.9	229	46.0	1	0.4	2.00		Convergence criterion (GCONV=1E-8) satisfied.	0.18	22.21	0.004		Algorithm converged.	-0.010	0.019	1.99		Algorithm converged.	0.18	21.81	0.5727		0.50		Algorithm converged.	0.05	5.50
Musculoskeletal and connective tissue disorders	Back pain	Male	265	53.5	0	0.0	269	54.0	2	0.7		*	Quasi-complete separation of data points detected.				*	ERROR: The mean parameter is either invalid or at a limit of its range for some observations.			0.00		Algorithm converged.	0.00	NE	0.9999	NE	>999.99		Algorithm converged.	0.00	NE
Musculoskeletal and connective tissue disorders	Back pain	Female	230	46.5	0	0.0	229	46.0	0	0.0	NE			NE	NE	NE		NE	NE	NE	NE		NE	NE	NE	NE		NE		NE	NE	NE
Musculoskeletal and connective tissue disorders	Bone pain	Male	265	53.5	0	0.0	269	54.0	0	0.0	NE			NE	NE	NE		NE	NE	NE	NE		NE	NE	NE	NE	1.0000	NE		NE	NE	NE
Musculoskeletal and connective tissue disorders	Bone pain	Female	230	46.5	1	0.4	229	46.0	1	0.4	1.00		Convergence criterion (GCONV=1E-8) satisfied.	0.06	16.01	0.000		Algorithm converged.	-0.012	0.012	1.00		Algorithm converged.	0.06	15.82	0.9975		1.00		Algorithm converged.	0.06	15.96
Musculoskeletal and connective tissue disorders	Pathological fracture	Male	265	53.5	1	0.4	269	54.0	0	0.0		*	Quasi-complete separation of data points detected.				*	WARNING: Negative of Hessian not positive definite.			NE		Algorithm converged.	NE	NE	NE	1.0000	NE		Algorithm converged.	NE	NE
Musculoskeletal and connective tissue disorders	Pathological fracture	Female	230	46.5	1	0.4	229	46.0	0	0.0		*	Quasi-complete separation of data points detected.				*	WARNING: Negative of Hessian not positive definite.			NE		Algorithm converged.	NE	NE	NE		NE		Algorithm converged.	NE	NE
Neoplasms benign, malignant and unspecified (incl cysts and polyps)		Male	265	53.5	3	1.1	269	54.0	1	0.4	3.07		Convergence criterion (GCONV=1E-8) satisfied.	0.32	29.68	0.008		Algorithm converged.	-0.007	0.022	3.05		Algorithm converged.	0.32	29.09	0.3335	1.0000	0.33		Algorithm converged.	0.03	3.14
Neoplasms benign, malignant and unspecified (incl cysts and polyps)		Female	230	46.5	0	0.0	229	46.0	0	0.0	NE			NE	NE	NE		NE	NE	NE	NE		NE	NE	NE	NE		NE		NE	NE	NE
Neoplasms benign, malignant and unspecified (incl cysts and polyps)	Adenocarcinoma	Male	265	53.5	0	0.0	269	54.0	1	0.4		*	Quasi-complete separation of data points detected.				*	ERROR: The mean parameter is either invalid or at a limit of its range for some observations.			0.00		Algorithm converged.	0.00	NE	0.9999	NE	>999.99		Algorithm converged.	0.00	NE
Neoplasms benign, malignant and unspecified (incl cysts and polyps)	Adenocarcinoma	Female	230	46.5	0	0.0	229	46.0	0	0.0	NE			NE	NE	NE		NE	NE	NE	NE		NE	NE	NE	NE		NE		NE	NE	NE
Neoplasms benign, malignant and unspecified (incl cysts and polyps)	Adenocarcinoma pancreas	Male	265	53.5	1	0.4	269	54.0	0	0.0		*	Quasi-complete separation of data points detected.				*	WARNING: Negative of Hessian not positive definite.			NE		Algorithm converged.	NE	NE	NE	NE	NE		Algorithm converged.	NE	NE
Neoplasms benign, malignant and unspecified (incl cysts and polyps)	Adenocarcinoma pancreas	Female	230	46.5	0	0.0	229	46.0	0	0.0	NE			NE	NE	NE		NE	NE	NE	NE		NE	NE	NE	NE		NE		NE	NE	NE
Neoplasms benign, malignant and unspecified (incl cysts and polyps)	Colorectal cancer	Male	265	53.5	1	0.4	269	54.0	0	0.0		*	Quasi-complete separation of data points detected.				*	WARNING: Negative of Hessian not positive definite.			NE		Algorithm converged.	NE	NE	NE	NE	NE		Algorithm converged.	NE	NE
Neoplasms benign, malignant and unspecified (incl cysts and polyps)	Colorectal cancer	Female	230	46.5	0	0.0	229	46.0	0	0.0	NE			NE	NE	NE		NE	NE	NE	NE		NE	NE	NE	NE		NE		NE	NE	NE
Neoplasms benign, malignant and unspecified (incl cysts and polyps)	Papillary renal cell carcinoma	Male	265	53.5	1	0.4	269	54.0	0	0.0		*	Quasi-complete separation of data points detected.				*	WARNING: Negative of Hessian not positive definite.			NE		Algorithm converged.	NE	NE	NE	NE	NE		Algorithm converged.	NE	NE
Neoplasms benign, malignant and unspecified (incl cysts and polyps)	Papillary renal cell carcinoma	Female	230	46.5	0	0.0	229	46.0	0	0.0	NE			NE	NE	NE		NE	NE	NE	NE		NE	NE	NE	NE		NE		NE	NE	NE
Nervous system disorders		Male	265	53.5	5	1.9	269	54.0	4	1.5	1.27		Convergence criterion (GCONV=1E-8) satisfied.	0.34	4.80	0.004		Algorithm converged.	-0.018	0.026	1.27		Algorithm converged.	0.34	4.67	0.7204	0.1857	0.79		Algorithm converged.	0.21	2.90
Nervous system disorders		Female	230	46.5	2	0.9	229	46.0	6	2.6	0.33		Convergence criterion (GCONV=1E-8) satisfied.	0.07	1.63	-0.018		Algorithm converged.	-0.041	0.006	0.33		Algorithm converged.	0.07	1.63	0.1739		3.01		Algorithm converged.	0.61	14.77
Nervous system disorders	Aphasia	Male	265	53.5	0	0.0	269	54.0	1	0.4		*	Quasi-complete separation of data points detected.				*	ERROR: The mean parameter is either invalid or at a limit of its range for some observations.			0.00		Algorithm converged.	0.00	NE	0.9999	NE	>999.99		Algorithm converged.	0.00	NE
Nervous system disorders	Aphasia	Female	230	46.5	0	0.0	229	46.0	0	0.0	NE			NE	NE	NE		NE	NE	NE	NE		NE	NE	NE	NE		NE		NE	NE	NE
Nervous system disorders	Cerebellar ataxia	Male	265	53.5	1	0.4	269	54.0	0	0.0		*	Quasi-complete separation of data points detected.				*	WARNING: Negative of Hessian not positive definite.			NE		Algorithm converged.	NE	NE	NE	NE	NE		Algorithm converged.	NE	NE
Nervous system disorders	Cerebellar ataxia	Female	230	46.5	0	0.0	229	46.0	0	0.0	NE			NE	NE	NE		NE	NE	NE	NE		NE	NE	NE	NE		NE		NE	NE	NE
Nervous system disorders	Cerebral haemorrhage	Male	265	53.5	0	0.0	269	54.0	1	0.4		*	Quasi-complete separation of data points detected.				*	ERROR: The mean parameter is either invalid or at a limit of its range for some observations.			0.00		Algorithm converged.	0.00	NE	0.9999	NE	>999.99		Algorithm converged.	0.00	NE
Nervous system disorders	Cerebral haemorrhage	Female	230	46.5	0	0.0	229	46.0	0	0.0	NE			NE	NE	NE		NE	NE	NE	NE		NE	NE	NE	NE		NE		NE	NE	NE
Nervous system disorders	Cerebral ischaemia	Male	265	53.5	0	0.0	269	54.0	1	0.4		*	Quasi-complete separation of data points detected.				*	ERROR: The mean parameter is either invalid or at a limit of its range for some observations.			0.00		Algorithm converged.	0.00	NE	0.9999	NE	>999.99		Algorithm converged.	0.00	NE
Nervous system disorders	Cerebral ischaemia	Female	230	46.5	0	0.0	229	46.0	0	0.0	NE			NE	NE	NE		NE	NE	NE	NE		NE	NE	NE	NE		NE		NE	NE	NE
Nervous system disorders	Cerebrovascular accident	Male	265	53.5	0	0.0	269	54.0	0	0.0	NE			NE	NE	NE		NE	NE	NE	NE		NE	NE	NE	NE	NE	NE		NE	NE	NE
Nervous system disorders	Cerebrovascular accident	Female	230	46.5	0	0.0	229	46.0	2	0.9		*	Quasi-complete separation of data points detected.				*	WARNING: Negative of Hessian not positive definite.			0.00		Algorithm converged.	0.00	NE	0.9999		>999.99		Algorithm converged.	0.00	NE
Nervous system disorders	Dizziness	Male	265	53.5	1	0.4	269	54.0	0	0.0		*	Quasi-complete separation of data points detected.				*	WARNING: Negative of Hessian not positive definite.			NE		Algorithm converged.	NE	NE	NE	NE	NE		Algorithm converged.	NE	NE
Nervous system disorders	Dizziness	Female	230	46.5	0	0.0	229	46.0	0	0.0	NE			NE	NE	NE		NE	NE	NE	NE		NE	NE	NE	NE		NE		NE	NE	NE
Nervous system disorders	Epilepsy	Male	265	53.5	0	0.0	269	54.0	0	0.0	NE			NE	NE	NE		NE	NE	NE	NE		NE	NE	NE	NE	NE	NE		NE	NE	NE
Nervous system disorders	Epilepsy	Female	230	46.5	0	0.0	229	46.0	1	0.4		*	Quasi-complete separation of data points detected.				*	WARNING: Negative of Hessian not positive definite.			0.00		Algorithm converged.	0.00	NE	0.9999		>999.99		Algorithm converged.	0.00	NE
Nervous system disorders	Headache	Male	265	53.5	0	0.0	269	54.0	0	0.0	NE			NE	NE	NE		NE	NE	NE	NE		NE	NE	NE	NE	NE	NE		NE	NE	NE
Nervous system disorders	Headache	Female	230	46.5	0	0.0	229	46.0	1	0.4		*	Quasi-complete separation of data points detected.				*	WARNING: Negative of Hessian not positive definite.			0.00		Algorithm converged.	0.00	NE	0.9999		>999.99		Algorithm converged.	0.00	NE
Nervous system disorders	Hypotonia	Male	265	53.5	0	0.0	269	54.0	0	0.0	NE			NE	NE	NE		NE	NE	NE	NE		NE	NE	NE	NE	NE	NE		NE	NE	NE
Nervous system disorders	Hypotonia	Female	230	46.5	0	0.0	229	46.0	1	0.4		*	Quasi-complete separation of data points detected.				*	WARNING: Negative of Hessian not positive definite.			0.00		Algorithm converged.	0.00	NE	0.9999		>999.99		Algorithm converged.	0.00	NE
Nervous system disorders	Nervous system disorder	Male	265	53.5	0	0.0	269	54.0	1	0.4		*	Quasi-complete separation of data points detected.				*	ERROR: The mean parameter is either invalid or at a limit of its range for some observations.			0.00		Algorithm converged.	0.00	NE	0.9999	NE	>999.99		Algorithm converged.	0.00	NE
Nervous system disorders	Nervous system disorder	Female	230	46.5	0	0.0	229	46.0	0	0.0	NE			NE	NE	NE		NE	NE	NE	NE		NE	NE	NE	NE		NE		NE	NE	NE
Nervous system disorders	Peripheral sensory neuropathy	Male	265	53.5	1	0.4	269	54.0	0	0.0		*	Quasi-complete separation of data points detected.				*	WARNING: Negative of Hessian not positive definite.			NE		Algorithm converged.	NE	NE	NE	NE	NE		Algorithm converged.	NE	NE
Nervous system disorders	Peripheral sensory neuropathy	Female	230	46.5	0	0.0	229	46.0	0	0.0	NE			NE	NE	NE		NE	NE	NE	NE		NE	NE	NE	NE		NE		NE	NE	NE
Nervous system disorders	Presyncope	Male	265	53.5	0	0.0	269	54.0	0	0.0	NE			NE	NE	NE		NE	NE	NE	NE		NE	NE	NE	NE	NE	NE		NE	NE	NE
Nervous system disorders	Presyncope	Female	230	46.5	1	0.4	229	46.0	0	0.0		*	Quasi-complete separation of data points detected.				*	WARNING: Negative of Hessian not positive definite.			NE		Algorithm converged.	NE	NE	NE		NE		Algorithm converged.	NE	NE
Nervous system disorders	Syncope	Male	265	53.5	2	0.8	269	54.0	0	0.0		*	Quasi-complete separation of data points detected.				*	WARNING: Negative of Hessian not positive definite.			NE		Algorithm converged.	NE	NE	NE	0.1859	NE		Algorithm converged.	NE	NE
Nervous system disorders	Syncope	Female	230	46.5	1	0.4	229	46.0	1	0.4	1.00		Convergence criterion (GCONV=1E-8) satisfied.	0.06	16.01	0.000		Algorithm converged.	-0.012	0.012	1.00		Algorithm converged.	0.06	15.82	0.9975		1.00		Algorithm converged.	0.06	15.96
Nervous system disorders	Transient ischaemic attack	Male	265	53.5	0	0.0	269	54.0	1	0.4		*	Quasi-complete separation of data points detected.				*	ERROR: The mean parameter is either invalid or at a limit of its range for some observations.			0.00		Algorithm converged.	0.00	NE	0.9999	NE	>999.99		Algorithm converged.	0.00	NE
Nervous system disorders	Transient ischaemic attack	Female	230	46.5	0	0.0	229	46.0	0	0.0	NE			NE	NE	NE		NE	NE	NE	NE		NE	NE	NE	NE		NE		NE	NE	NE
Psychiatric disorders		Male	265	53.5	1	0.4	269	54.0	1	0.4	1.02		Convergence criterion (GCONV=1E-8) satisfied.	0.06	16.31	0.000		Algorithm converged.	-0.010	0.010	1.02		Algorithm converged.	0.06	16.14	0.9915	0.1368	0.99		Algorithm converged.	0.06	15.67
Psychiatric disorders		Female	230	46.5	3	1.3	229	46.0	0	0.0		*	Quasi-complete separation of data points detected.				*	WARNING: Negative of Hessian not positive definite.			NE		Algorithm converged.	NE	NE	NE		NE		Algorithm converged.	NE	NE
Psychiatric disorders	Confusional state	Male	265	53.5	1	0.4	269	54.0	1	0.4	1.02		Convergence criterion (GCONV=1E-8) satisfied.	0.06	16.31	0.000		Algorithm converged.	-0.010	0.010	1.02		Algorithm converged.	0.06	16.14	0.9915	0.3089	0.99		Algorithm converged.	0.06	15.67
Psychiatric disorders	Confusional state	Female	230	46.5	1	0.4	229	46.0	0	0.0		*	Quasi-complete separation of data points detected.				*	WARNING: Negative of Hessian not positive definite.			NE		Algorithm converged.	NE	NE	NE		NE		Algorithm converged.	NE	NE
Psychiatric disorders	Disorientation	Male	265	53.5	1	0.4	269	54.0	0	0.0		*	Quasi-complete separation of data points detected.				*	WARNING: Negative of Hessian not positive definite.			NE		Algorithm converged.	NE	NE	NE	1.0000	NE		Algorithm converged.	NE	NE
Psychiatric disorders	Disorientation	Female	230	46.5	1	0.4	229	46.0	0	0.0		*	Quasi-complete separation of data points detected.				*	WARNING: Negative of Hessian not positive definite.			NE		Algorithm converged.	NE	NE	NE		NE		Algorithm converged.	NE	NE
Psychiatric disorders	Personality change	Male	265	53.5	0	0.0	269	54.0	0	0.0	NE			NE	NE	NE		NE	NE	NE	NE		NE	NE	NE	NE	NE	NE		NE	NE	NE
Psychiatric disorders	Personality change	Female	230	46.5	1	0.4	229	46.0	0	0.0		*	Quasi-complete separation of data points detected.				*	WARNING: Negative of Hessian not positive definite.			NE		Algorithm converged.	NE	NE	NE		NE		Algorithm converged.	NE	NE
Renal and urinary disorders		Male	265	53.5	2	0.8	269	54.0	2	0.7	1.02		Convergence criterion (GCONV=1E-8) satisfied.	0.14	7.26	0.000		Algorithm converged.	-0.015	0.015	1.02		Algorithm converged.	0.14	7.15	0.9880	0.6656	0.99		Algorithm converged.	0.14	6.94
Renal and urinary disorders		Female	230	46.5	2	0.9	229	46.0	1	0.4	2.00		Convergence criterion (GCONV=1E-8) satisfied.	0.18	22.21	0.004		Algorithm converged.	-0.010	0.019	1.99		Algorithm converged.	0.18	21.81	0.5727		0.50		Algorithm converged.	0.05	5.50
Renal and urinary disorders	Acute kidney injury	Male	265	53.5	2	0.8	269	54.0	1	0.4	2.04		Convergence criterion (GCONV=1E-8) satisfied.	0.18	22.61	0.004		Algorithm converged.	-0.009	0.017	2.03		Algorithm converged.	0.19	22.26	0.5622	0.2790	0.49		Algorithm converged.	0.04	5.40
Renal and urinary disorders	Acute kidney injury	Female	230	46.5	2	0.9	229	46.0	0	0.0		*	Quasi-complete separation of data points detected.				*	WARNING: Negative of Hessian not positive definite.			NE		Algorithm converged.	NE	NE	NE		NE		Algorithm converged.	NE	NE
Renal and urinary disorders	Cystitis noninfective	Male	265	53.5	0	0.0	269	54.0	1	0.4		*	Quasi-complete separation of data points detected.				*	ERROR: The mean parameter is either invalid or at a limit of its range for some observations.			0.00		Algorithm converged.	0.00	NE	0.9999	NE	>999.99		Algorithm converged.	0.00	NE
Renal and urinary disorders	Cystitis noninfective	Female	230	46.5	0	0.0	229	46.0	0	0.0	NE			NE	NE	NE		NE	NE	NE	NE		NE	NE	NE	NE		NE		NE	NE	NE
Renal and urinary disorders	Renal failure	Male	265	53.5	0	0.0	269	54.0	0	0.0	NE			NE	NE	NE		NE	NE	NE	NE		NE	NE	NE	NE	NE	NE		NE	NE	NE
Renal and urinary disorders	Renal failure	Female	230	46.5	0	0.0	229	46.0	1	0.4		*	Quasi-complete separation of data points detected.				*	WARNING: Negative of Hessian not positive definite.			0.00		Algorithm converged.	0.00	NE	0.9999		>999.99		Algorithm converged.	0.00	NE
Reproductive system and breast disorders		Male	265	53.5	0	0.0	269	54.0	0	0.0	NE			NE	NE	NE		NE	NE	NE	NE		NE	NE	NE	NE	NE	NE		NE	NE	NE
Reproductive system and breast disorders		Female	230	46.5	1	0.4	229	46.0	0	0.0		*	Quasi-complete separation of data points detected.				*	WARNING: Negative of Hessian not positive definite.			NE		Algorithm converged.	NE	NE	NE		NE		Algorithm converged.	NE	NE
Reproductive system and breast disorders	Female genital tract fistula	Male	265	53.5	0	0.0	269	54.0	0	0.0	NE			NE	NE	NE		NE	NE	NE	NE		NE	NE	NE	NE	NE	NE		NE	NE	NE
Reproductive system and breast disorders	Female genital tract fistula	Female	230	46.5	1	0.4	229	46.0	0	0.0		*	Quasi-complete separation of data points detected.				*	WARNING: Negative of Hessian not positive definite.			NE		Algorithm converged.	NE	NE	NE		NE		Algorithm converged.	NE	NE
Respiratory, thoracic and mediastinal disorders		Male	265	53.5	8	3.0	269	54.0	9	3.3	0.90		Convergence criterion (GCONV=1E-8) satisfied.	0.34	2.37	-0.003		Algorithm converged.	-0.033	0.027	0.90		Algorithm converged.	0.35	2.30	0.8298	0.4729	1.11		Algorithm converged.	0.43	2.83
Respiratory, thoracic and mediastinal disorders		Female	230	46.5	9	3.9	229	46.0	6	2.6	1.51		Convergence criterion (GCONV=1E-8) satisfied.	0.53	4.32	0.013		Algorithm converged.	-0.020	0.045	1.49		Algorithm converged.	0.54	4.13	0.4394		0.67		Algorithm converged.	0.24	1.85
Respiratory, thoracic and mediastinal disorders	Acute respiratory distress syndrome	Male	265	53.5	0	0.0	269	54.0	1	0.4		*	Quasi-complete separation of data points detected.				*	ERROR: The mean parameter is either invalid or at a limit of its range for some observations.			0.00		Algorithm converged.	0.00	NE	0.9999	NE	>999.99		Algorithm converged.	0.00	NE
Respiratory, thoracic and mediastinal disorders	Acute respiratory distress syndrome	Female	230	46.5	0	0.0	229	46.0	0	0.0	NE			NE	NE	NE		NE	NE	NE	NE		NE	NE	NE	NE		NE		NE	NE	NE
Respiratory, thoracic and mediastinal disorders	Acute respiratory failure	Male	265	53.5	0	0.0	269	54.0	1	0.4		*	Quasi-complete separation of data points detected.				*	ERROR: The mean parameter is either invalid or at a limit of its range for some observations.			0.00		Algorithm converged.	0.00	NE	0.9999	NE	>999.99		Algorithm converged.	0.00	NE
Respiratory, thoracic and mediastinal disorders	Acute respiratory failure	Female	230	46.5	0	0.0	229	46.0	0	0.0	NE			NE	NE	NE		NE	NE	NE	NE		NE	NE	NE	NE		NE		NE	NE	NE
Respiratory, thoracic and mediastinal disorders	Chronic obstructive pulmonary disease	Male	265	53.5	0	0.0	269	54.0	1	0.4		*	Quasi-complete separation of data points detected.				*	ERROR: The mean parameter is either invalid or at a limit of its range for some observations.			0.00		Algorithm converged.	0.00	NE	0.9999	NE	>999.99		Algorithm converged.	0.00	NE
Respiratory, thoracic and mediastinal disorders	Chronic obstructive pulmonary disease	Female	230	46.5	0	0.0	229	46.0	0	0.0	NE			NE	NE	NE		NE	NE	NE	NE		NE	NE	NE	NE		NE		NE	NE	NE
Respiratory, thoracic and mediastinal disorders	Cough	Male	265	53.5	0	0.0	269	54.0	1	0.4		*	Quasi-complete separation of data points detected.				*	ERROR: The mean parameter is either invalid or at a limit of its range for some observations.			0.00		Algorithm converged.	0.00	NE	0.9999	NE	>999.99		Algorithm converged.	0.00	NE
Respiratory, thoracic and mediastinal disorders	Cough	Female	230	46.5	0	0.0	229	46.0	0	0.0	NE			NE	NE	NE		NE	NE	NE	NE		NE	NE	NE	NE		NE		NE	NE	NE
Respiratory, thoracic and mediastinal disorders	Dyspnoea	Male	265	53.5	3	1.1	269	54.0	0	0.0		*	Quasi-complete separation of data points detected.				*	WARNING: Negative of Hessian not positive definite.			NE		Algorithm converged.	NE	NE	NE	1.0000	NE		Algorithm converged.	NE	NE
Respiratory, thoracic and mediastinal disorders	Dyspnoea	Female	230	46.5	1	0.4	229	46.0	0	0.0		*	Quasi-complete separation of data points detected.				*	WARNING: Negative of Hessian not positive definite.			NE		Algorithm converged.	NE	NE	NE		NE		Algorithm converged.	NE	NE
Respiratory, thoracic and mediastinal disorders	Hypoxia	Male	265	53.5	2	0.8	269	54.0	0	0.0		*	Quasi-complete separation of data points detected.				*	WARNING: Negative of Hessian not positive definite.			NE		Algorithm converged.	NE	NE	NE	1.0000	NE		Algorithm converged.	NE	NE

Respiratory, thoracic and mediastinal disorders	Hypoxia	Female	230	46.5	1	0.4	229	46.0	0	0.0		*	Quasi-complete separation of data points detected.				*	WARNING: Negative of Hessian not positive definite.			NE		Algorithm converged.	NE	NE	NE		NE		Algorithm converged.	NE	NE
Respiratory, thoracic and mediastinal disorders	Interstitial lung disease	Male	265	53.5	0	0.0	269	54.0	2	0.7		*	Quasi-complete separation of data points detected.				*	ERROR: The mean parameter is either invalid or at a limit of its range for some observations.			0.00		Algorithm converged.	0.00	NE	0.9999	1.0000	>999.99		Algorithm converged.	0.00	NE
Respiratory, thoracic and mediastinal disorders	Interstitial lung disease	Female	230	46.5	0	0.0	229	46.0	1	0.4		*	Quasi-complete separation of data points detected.				*	WARNING: Negative of Hessian not positive definite.			0.00		Algorithm converged.	0.00	NE	0.9999		>999.99		Algorithm converged.	0.00	NE
Respiratory, thoracic and mediastinal disorders	Laryngeal obstruction	Male	265	53.5	0	0.0	269	54.0	0	0.0	NE			NE	NE	NE		NE	NE	NE	NE		NE	NE	NE	NE	NE	NE		NE	NE	NE
Respiratory, thoracic and mediastinal disorders	Laryngeal obstruction	Female	230	46.5	1	0.4	229	46.0	0	0.0		*	Quasi-complete separation of data points detected.				*	WARNING: Negative of Hessian not positive definite.			NE		Algorithm converged.	NE	NE	NE		NE		Algorithm converged.	NE	NE
Respiratory, thoracic and mediastinal disorders	Lung disorder	Male	265	53.5	0	0.0	269	54.0	0	0.0	NE			NE	NE	NE		NE	NE	NE	NE		NE	NE	NE	NE	NE	NE		NE	NE	NE
Respiratory, thoracic and mediastinal disorders	Lung disorder	Female	230	46.5	1	0.4	229	46.0	0	0.0		*	Quasi-complete separation of data points detected.				*	WARNING: Negative of Hessian not positive definite.			NE		Algorithm converged.	NE	NE	NE		NE		Algorithm converged.	NE	NE
Respiratory, thoracic and mediastinal disorders	Oropharyngeal pain	Male	265	53.5	0	0.0	269	54.0	1	0.4		*	Quasi-complete separation of data points detected.				*	ERROR: The mean parameter is either invalid or at a limit of its range for some observations.			0.00		Algorithm converged.	0.00	NE	0.9999	0.0968	>999.99		Algorithm converged.	0.00	NE
Respiratory, thoracic and mediastinal disorders	Oropharyngeal pain	Female	230	46.5	1	0.4	229	46.0	0	0.0		*	Quasi-complete separation of data points detected.				*	WARNING: Negative of Hessian not positive definite.			NE		Algorithm converged.	NE	NE	NE		NE		Algorithm converged.	NE	NE
Respiratory, thoracic and mediastinal disorders	Pleural effusion	Male	265	53.5	1	0.4	269	54.0	0	0.0		*	Quasi-complete separation of data points detected.				*	WARNING: Negative of Hessian not positive definite.			NE		Algorithm converged.	NE	NE	NE	0.0945	NE		Algorithm converged.	NE	NE
Respiratory, thoracic and mediastinal disorders	Pleural effusion	Female	230	46.5	0	0.0	229	46.0	1	0.4		*	Quasi-complete separation of data points detected.				*	WARNING: Negative of Hessian not positive definite.			0.00		Algorithm converged.	0.00	NE	0.9999		>999.99		Algorithm converged.	0.00	NE
Respiratory, thoracic and mediastinal disorders	Pneumonitis	Male	265	53.5	1	0.4	269	54.0	1	0.4	1.02		Convergence criterion (GCONV=1E-8) satisfied.	0.06	16.31	0.000		Algorithm converged.	-0.010	0.010	1.02		Algorithm converged.	0.06	16.14	0.9915	0.3029	0.99		Algorithm converged.	0.06	15.67
Respiratory, thoracic and mediastinal disorders	Pneumonitis	Female	230	46.5	0	0.0	229	46.0	1	0.4		*	Quasi-complete separation of data points detected.				*	WARNING: Negative of Hessian not positive definite.			0.00		Algorithm converged.	0.00	NE	0.9999		>999.99		Algorithm converged.	0.00	NE
Respiratory, thoracic and mediastinal disorders	Pneumothorax	Male	265	53.5	0	0.0	269	54.0	0	0.0	NE			NE	NE	NE		NE	NE	NE	NE		NE	NE	NE	NE	NE	NE		NE	NE	NE
Respiratory, thoracic and mediastinal disorders	Pneumothorax	Female	230	46.5	0	0.0	229	46.0	1	0.4		*	Quasi-complete separation of data points detected.				*	WARNING: Negative of Hessian not positive definite.			0.00		Algorithm converged.	0.00	NE	0.9999		>999.99		Algorithm converged.	0.00	NE
Respiratory, thoracic and mediastinal disorders	Pulmonary embolism	Male	265	53.5	1	0.4	269	54.0	0	0.0		*	Quasi-complete separation of data points detected.				*	WARNING: Negative of Hessian not positive definite.			NE		Algorithm converged.	NE	NE	NE	0.4735	NE		Algorithm converged.	NE	NE
Respiratory, thoracic and mediastinal disorders	Pulmonary embolism	Female	230	46.5	3	1.3	229	46.0	1	0.4	3.01		Convergence criterion (GCONV=1E-8) satisfied.	0.31	29.18	0.009		Algorithm converged.	-0.008	0.026	2.99		Algorithm converged.	0.31	28.50	0.3417		0.33		Algorithm converged.	0.04	3.19
Respiratory, thoracic and mediastinal disorders	Pulmonary oedema	Male	265	53.5	0	0.0	269	54.0	0	0.0	NE			NE	NE	NE		NE	NE	NE	NE		NE	NE	NE	NE	NE	NE		NE	NE	NE
Respiratory, thoracic and mediastinal disorders	Pulmonary oedema	Female	230	46.5	1	0.4	229	46.0	0	0.0		*	Quasi-complete separation of data points detected.				*	WARNING: Negative of Hessian not positive definite.			NE		Algorithm converged.	NE	NE	NE		NE		Algorithm converged.	NE	NE
Respiratory, thoracic and mediastinal disorders	Respiratory failure	Male	265	53.5	0	0.0	269	54.0	1	0.4		*	Quasi-complete separation of data points detected.				*	ERROR: The mean parameter is either invalid or at a limit of its range for some observations.			0.00		Algorithm converged.	0.00	NE	0.9999	0.0512	>999.99		Algorithm converged.	0.00	NE
Respiratory, thoracic and mediastinal disorders	Respiratory failure	Female	230	46.5	2	0.9	229	46.0	0	0.0		*	Quasi-complete separation of data points detected.				*	WARNING: Negative of Hessian not positive definite.			NE		Algorithm converged.	NE	NE	NE		NE		Algorithm converged.	NE	NE
Respiratory, thoracic and mediastinal disorders	Tachypnoea	Male	265	53.5	0	0.0	269	54.0	0	0.0	NE			NE	NE	NE		NE	NE	NE	NE		NE	NE	NE	NE	NE	NE		NE	NE	NE
Respiratory, thoracic and mediastinal disorders	Tachypnoea	Female	230	46.5	0	0.0	229	46.0	1	0.4		*	Quasi-complete separation of data points detected.				*	WARNING: Negative of Hessian not positive definite.			0.00		Algorithm converged.	0.00	NE	0.9999		>999.99		Algorithm converged.	0.00	NE
Skin and subcutaneous tissue disorders		Male	265	53.5	0	0.0	269	54.0	0	0.0	NE			NE	NE	NE		NE	NE	NE	NE		NE	NE	NE	NE	NE	NE		NE	NE	NE
Skin and subcutaneous tissue disorders		Female	230	46.5	0	0.0	229	46.0	1	0.4		*	Quasi-complete separation of data points detected.				*	WARNING: Negative of Hessian not positive definite.			0.00		Algorithm converged.	0.00	NE	0.9999		>999.99		Algorithm converged.	0.00	NE
Skin and subcutaneous tissue disorders	Decubitus ulcer	Male	265	53.5	0	0.0	269	54.0	0	0.0	NE			NE	NE	NE		NE	NE	NE	NE		NE	NE	NE	NE	NE	NE		NE	NE	NE
Skin and subcutaneous tissue disorders	Decubitus ulcer	Female	230	46.5	0	0.0	229	46.0	1	0.4		*	Quasi-complete separation of data points detected.				*	WARNING: Negative of Hessian not positive definite.			0.00		Algorithm converged.	0.00	NE	0.9999		>999.99		Algorithm converged.	0.00	NE
Vascular disorders		Male	265	53.5	2	0.8	269	54.0	3	1.1	0.67		Convergence criterion (GCONV=1E-8) satisfied.	0.11	4.07	-0.004		Algorithm converged.	-0.020	0.013	0.68		Algorithm converged.	0.11	4.02	0.6674	0.5854	1.48		Algorithm converged.	0.25	8.77
Vascular disorders		Female	230	46.5	5	2.2	229	46.0	4	1.7	1.25		Convergence criterion (GCONV=1E-8) satisfied.	0.33	4.72	0.004		Algorithm converged.	-0.021	0.030	1.24		Algorithm converged.	0.34	4.58	0.7419		0.80		Algorithm converged.	0.22	2.95
Vascular disorders	Deep vein thrombosis	Male	265	53.5	0	0.0	269	54.0	0	0.0	NE			NE	NE	NE		NE	NE	NE	NE		NE	NE	NE	NE	NE	NE		NE	NE	NE
Vascular disorders	Deep vein thrombosis	Female	230	46.5	0	0.0	229	46.0	1	0.4		*	Quasi-complete separation of data points detected.				*	WARNING: Negative of Hessian not positive definite.			0.00		Algorithm converged.	0.00	NE	0.9999		>999.99		Algorithm converged.	0.00	NE
Vascular disorders	Embolism	Male	265	53.5	0	0.0	269	54.0	0	0.0	NE			NE	NE	NE		NE	NE	NE	NE		NE	NE	NE	NE	1.0000	NE		NE	NE	NE
Vascular disorders	Embolism	Female	230	46.5	1	0.4	229	46.0	1	0.4	1.00		Convergence criterion (GCONV=1E-8) satisfied.	0.06	16.01	0.000		Algorithm converged.	-0.012	0.012	1.00		Algorithm converged.	0.06	15.82	0.9975		1.00		Algorithm converged.	0.06	15.96
Vascular disorders	Haemorrhage	Male	265	53.5	0	0.0	269	54.0	1	0.4		*	Quasi-complete separation of data points detected.				*	ERROR: The mean parameter is either invalid or at a limit of its range for some observations.			0.00		Algorithm converged.	0.00	NE	0.9999	NE	>999.99		Algorithm converged.	0.00	NE
Vascular disorders	Haemorrhage	Female	230	46.5	0	0.0	229	46.0	0	0.0	NE			NE	NE	NE		NE	NE	NE	NE		NE	NE	NE	NE		NE		NE	NE	NE
Vascular disorders	Hypertension	Male	265	53.5	0	0.0	269	54.0	0	0.0	NE			NE	NE	NE		NE	NE	NE	NE		NE	NE	NE	NE	1.0000	NE		NE	NE	NE
Vascular disorders	Hypertension	Female	230	46.5	1	0.4	229	46.0	1	0.4	1.00		Convergence criterion (GCONV=1E-8) satisfied.	0.06	16.01	0.000		Algorithm converged.	-0.012	0.012	1.00		Algorithm converged.	0.06	15.82	0.9975		1.00		Algorithm converged.	0.06	15.96
Vascular disorders	Hypotension	Male	265	53.5	1	0.4	269	54.0	2	0.7	0.51		Convergence criterion (GCONV=1E-8) satisfied.	0.05	5.61	-0.004		Algorithm converged.	-0.016	0.009	0.51		Algorithm converged.	0.05	5.56	0.5788	1.0000	1.97		Algorithm converged.	0.18	21.60
Vascular disorders	Hypotension	Female	230	46.5	0	0.0	229	46.0	0	0.0	NE			NE	NE	NE		NE	NE	NE	NE		NE	NE	NE	NE		NE		NE	NE	NE
Vascular disorders	Hypovolaemic shock	Male	265	53.5	0	0.0	269	54.0	0	0.0	NE			NE	NE	NE		NE	NE	NE	NE		NE	NE	NE	NE	NE	NE		NE	NE	NE
Vascular disorders	Hypovolaemic shock	Female	230	46.5	0	0.0	229	46.0	1	0.4		*	Quasi-complete separation of data points detected.				*	WARNING: Negative of Hessian not positive definite.			0.00		Algorithm converged.	0.00	NE	0.9999		>999.99		Algorithm converged.	0.00	NE
Vascular disorders	Peripheral embolism	Male	265	53.5	0	0.0	269	54.0	0	0.0	NE			NE	NE	NE		NE	NE	NE	NE		NE	NE	NE	NE	NE	NE		NE	NE	NE
Vascular disorders	Peripheral embolism	Female	230	46.5	1	0.4	229	46.0	0	0.0		*	Quasi-complete separation of data points detected.				*	WARNING: Negative of Hessian not positive definite.			NE		Algorithm converged.	NE	NE	NE		NE		Algorithm converged.	NE	NE
Vascular disorders	Peripheral ischaemia	Male	265	53.5	0	0.0	269	54.0	1	0.4		*	Quasi-complete separation of data points detected.				*	ERROR: The mean parameter is either invalid or at a limit of its range for some observations.			0.00		Algorithm converged.	0.00	NE	0.9999	NE	>999.99		Algorithm converged.	0.00	NE
Vascular disorders	Peripheral ischaemia	Female	230	46.5	0	0.0	229	46.0	0	0.0	NE			NE	NE	NE		NE	NE	NE	NE		NE	NE	NE	NE		NE		NE	NE	NE
Vascular disorders	Thrombosis	Male	265	53.5	1	0.4	269	54.0	0	0.0		*	Quasi-complete separation of data points detected.				*	WARNING: Negative of Hessian not positive definite.			NE		Algorithm converged.	NE	NE	NE	1.0000	NE		Algorithm converged.	NE	NE
Vascular disorders	Thrombosis	Female	230	46.5	1	0.4	229	46.0	0	0.0		*	Quasi-complete separation of data points detected.				*	WARNING: Negative of Hessian not positive definite.			NE		Algorithm converged.	NE	NE	NE		NE		Algorithm converged.	NE	NE
Vascular disorders	Venous thrombosis	Male	265	53.5	0	0.0	269	54.0	0	0.0	NE			NE	NE	NE		NE	NE	NE	NE		NE	NE	NE	NE	NE	NE		NE	NE	NE
Vascular disorders	Venous thrombosis	Female	230	46.5	1	0.4	229	46.0	0	0.0		*	Quasi-complete separation of data points detected.				*	WARNING: Negative of Hessian not positive definite.			NE		Algorithm converged.	NE	NE	NE		NE		Algorithm converged.	NE	NE

Includes treatment-emergent AEs during AE reporting period only, which is defined as new or worsening AE from the first dose of any study drug through 90 days after the last dose of any study drug or prior to NALT, whichever is earlier.
Test for interaction based on RR (Log-binomial regression)
* indicates convergence problem. Result is uninterpretable.
Clinical cut-off: 15JUN2022

Program: root/clinical_studies/RO5541077/CDPT7884/GO39942/data_analysis/ACE_FINAL_OS/prod/program/t_ae_raw_soc.sas
Output: root/clinical_studies/RO5541077/CDPT7884/GO39942/data_analysis/ACE_FINAL_OS/prod/output/t_ae_raw_soc_sg2_SAE_SE_POOLED_15JUN2022_39942.xls
08FEB2023 18:48

POPULATION: Global and China Extension Population, Safety-Evaluable Population
ENDPOINT: AEs leading to any Study Treatment Discontinuation
MODEL: Unstratified analysis
STUDY: GO39942
Dichotomous Analysis by Subgroups (Safety)

All

			Polatuzumab Vedotin + R-CHP (N=495)				R-CHOP (N=498)			
			Patients		Patients with Event		Patients		Patients with Event	
MedDRA System Organ Class	MedDRA Preferred Term	Level	n	%	n	%	n	%	n	%
Blood and lymphatic system disorders		n/a	495	100.0	3	0.6	498	100.0	0	0.0
Blood and lymphatic system disorders	Neutropenia	n/a	495	100.0	2	0.4	498	100.0	0	0.0
Blood and lymphatic system disorders	Thrombocytopenia	n/a	495	100.0	1	0.2	498	100.0	0	0.0
Cardiac disorders		n/a	495	100.0	0	0.0	498	100.0	1	0.2
Cardiac disorders	Left ventricular dysfunction	n/a	495	100.0	0	0.0	498	100.0	1	0.2
Gastrointestinal disorders		n/a	495	100.0	2	0.4	498	100.0	3	0.6
Gastrointestinal disorders	Intestinal obstruction	n/a	495	100.0	0	0.0	498	100.0	1	0.2
Gastrointestinal disorders	Intestinal perforation	n/a	495	100.0	1	0.2	498	100.0	0	0.0
Gastrointestinal disorders	Intra-abdominal haemorrhage	n/a	495	100.0	0	0.0	498	100.0	1	0.2
Gastrointestinal disorders	Nausea	n/a	495	100.0	0	0.0	498	100.0	1	0.2
Gastrointestinal disorders	Necrotising colitis	n/a	495	100.0	1	0.2	498	100.0	0	0.0
General disorders and administration site conditions		n/a	495	100.0	5	1.0	498	100.0	1	0.2
General disorders and administration site conditions	Cardiac death	n/a	495	100.0	1	0.2	498	100.0	0	0.0
General disorders and administration site conditions	Death	n/a	495	100.0	3	0.6	498	100.0	1	0.2
General disorders and administration site conditions	Fatigue	n/a	495	100.0	1	0.2	498	100.0	0	0.0
Infections and infestations		n/a	495	100.0	9	1.8	498	100.0	12	2.4
Infections and infestations	Intervertebral discitis	n/a	495	100.0	0	0.0	498	100.0	1	0.2
Infections and infestations	Peritonitis	n/a	495	100.0	0	0.0	498	100.0	1	0.2
Infections and infestations	Pneumonia	n/a	495	100.0	7	1.4	498	100.0	8	1.6
Infections and infestations	Prostate infection	n/a	495	100.0	0	0.0	498	100.0	1	0.2
Infections and infestations	Sepsis	n/a	495	100.0	1	0.2	498	100.0	1	0.2
Infections and infestations	Suspected COVID-19	n/a	495	100.0	1	0.2	498	100.0	0	0.0
Investigations		n/a	495	100.0	0	0.0	498	100.0	1	0.2
Investigations	Ejection fraction decreased	n/a	495	100.0	0	0.0	498	100.0	1	0.2
Nervous system disorders		n/a	495	100.0	3	0.6	498	100.0	10	2.0
Nervous system disorders	Cerebral infarction	n/a	495	100.0	0	0.0	498	100.0	1	0.2
Nervous system disorders	Hypoaesthesia	n/a	495	100.0	0	0.0	498	100.0	1	0.2
Nervous system disorders	Neuropathy peripheral	n/a	495	100.0	1	0.2	498	100.0	4	0.8
Nervous system disorders	Peripheral motor neuropathy	n/a	495	100.0	0	0.0	498	100.0	2	0.4
Nervous system disorders	Peripheral sensorimotor neuropathy	n/a	495	100.0	1	0.2	498	100.0	1	0.2
Nervous system disorders	Peripheral sensory neuropathy	n/a	495	100.0	0	0.0	498	100.0	1	0.2
Nervous system disorders	Polyneuropathy	n/a	495	100.0	1	0.2	498	100.0	0	0.0
Renal and urinary disorders		n/a	495	100.0	1	0.2	498	100.0	1	0.2
Renal and urinary disorders	Acute kidney injury	n/a	495	100.0	1	0.2	498	100.0	1	0.2
Respiratory, thoracic and mediastinal disorders		n/a	495	100.0	7	1.4	498	100.0	1	0.2
Respiratory, thoracic and mediastinal disorders	Dyspnoea	n/a	495	100.0	1	0.2	498	100.0	1	0.2
Respiratory, thoracic and mediastinal disorders	Interstitial lung disease	n/a	495	100.0	1	0.2	498	100.0	0	0.0
Respiratory, thoracic and mediastinal disorders	Pneumonitis	n/a	495	100.0	3	0.6	498	100.0	0	0.0
Respiratory, thoracic and mediastinal disorders	Pulmonary oedema	n/a	495	100.0	1	0.2	498	100.0	0	0.0
Respiratory, thoracic and mediastinal disorders	Respiratory failure	n/a	495	100.0	1	0.2	498	100.0	0	0.0

Includes treatment-emergent AEs during AE reporting period only, which is defined as new or worsening AE from the first dose of any study drug through 90 days after the last dose of any study drug or prior to NALT, whichever is earlier.
Clinical cut-off: 15JUN2022

Program: root/clinical_studies/RO5541077/CDPT7884/GO39942/data_analysis/ACE_FINAL_OS/prod/program/t_ae_soc_descriptive.sas
Output: root/clinical_studies/RO5541077/CDPT7884/GO39942/data_analysis/ACE_FINAL_OS/prod/output/t_ae_soc_descriptive_sg2_WDSTAE_SE_POOLED_15JUN2022_39942.xls
08FEB2023 19:04

POPULATION: Global and China Extension Population, Safety-Evaluable Population
ENDPOINT: AEs leading to any Study Treatment Discontinuation
MODEL: Unstratified analysis
STUDY: GO39942
Dichotomous Analysis by Subgroups (Safety)

Age

			Polatuzumab Vedotin + R-CHP (N=495)				R-CHOP (N=498)			
			Patients		Patients with Event		Patients		Patients with Event	
MedDRA System Organ Class	MedDRA Preferred Term	Level	n	%	n	%	n	%	n	%
Blood and lymphatic system disorders		<= 60	167	33.7	0	0.0	157	31.5	0	0.0
Blood and lymphatic system disorders		> 60	328	66.3	3	0.9	341	68.5	0	0.0
Blood and lymphatic system disorders	Neutropenia	<= 60	167	33.7	0	0.0	157	31.5	0	0.0
Blood and lymphatic system disorders	Neutropenia	> 60	328	66.3	2	0.6	341	68.5	0	0.0
Blood and lymphatic system disorders	Thrombocytopenia	<= 60	167	33.7	0	0.0	157	31.5	0	0.0
Blood and lymphatic system disorders	Thrombocytopenia	> 60	328	66.3	1	0.3	341	68.5	0	0.0
Cardiac disorders		<= 60	167	33.7	0	0.0	157	31.5	0	0.0
Cardiac disorders		> 60	328	66.3	0	0.0	341	68.5	1	0.3
Cardiac disorders	Left ventricular dysfunction	<= 60	167	33.7	0	0.0	157	31.5	0	0.0
Cardiac disorders	Left ventricular dysfunction	> 60	328	66.3	0	0.0	341	68.5	1	0.3
Gastrointestinal disorders		<= 60	167	33.7	0	0.0	157	31.5	0	0.0
Gastrointestinal disorders		> 60	328	66.3	2	0.6	341	68.5	3	0.9
Gastrointestinal disorders	Intestinal obstruction	<= 60	167	33.7	0	0.0	157	31.5	0	0.0
Gastrointestinal disorders	Intestinal obstruction	> 60	328	66.3	0	0.0	341	68.5	1	0.3
Gastrointestinal disorders	Intestinal perforation	<= 60	167	33.7	0	0.0	157	31.5	0	0.0
Gastrointestinal disorders	Intestinal perforation	> 60	328	66.3	1	0.3	341	68.5	0	0.0
Gastrointestinal disorders	Intra-abdominal haemorrhage	<= 60	167	33.7	0	0.0	157	31.5	0	0.0
Gastrointestinal disorders	Intra-abdominal haemorrhage	> 60	328	66.3	0	0.0	341	68.5	1	0.3
Gastrointestinal disorders	Nausea	<= 60	167	33.7	0	0.0	157	31.5	0	0.0
Gastrointestinal disorders	Nausea	> 60	328	66.3	0	0.0	341	68.5	1	0.3
Gastrointestinal disorders	Necrotising colitis	<= 60	167	33.7	0	0.0	157	31.5	0	0.0
Gastrointestinal disorders	Necrotising colitis	> 60	328	66.3	1	0.3	341	68.5	0	0.0
General disorders and administration site conditions		<= 60	167	33.7	1	0.6	157	31.5	0	0.0
General disorders and administration site conditions		> 60	328	66.3	4	1.2	341	68.5	1	0.3
General disorders and administration site conditions	Cardiac death	<= 60	167	33.7	0	0.0	157	31.5	0	0.0
General disorders and administration site conditions	Cardiac death	> 60	328	66.3	1	0.3	341	68.5	0	0.0
General disorders and administration site conditions	Death	<= 60	167	33.7	1	0.6	157	31.5	0	0.0
General disorders and administration site conditions	Death	> 60	328	66.3	2	0.6	341	68.5	1	0.3
General disorders and administration site conditions	Fatigue	<= 60	167	33.7	0	0.0	157	31.5	0	0.0
General disorders and administration site conditions	Fatigue	> 60	328	66.3	1	0.3	341	68.5	0	0.0
Infections and infestations		<= 60	167	33.7	3	1.8	157	31.5	5	3.2
Infections and infestations		> 60	328	66.3	6	1.8	341	68.5	7	2.1
Infections and infestations	Intervertebral discitis	<= 60	167	33.7	0	0.0	157	31.5	0	0.0
Infections and infestations	Intervertebral discitis	> 60	328	66.3	0	0.0	341	68.5	1	0.3
Infections and infestations	Peritonitis	<= 60	167	33.7	0	0.0	157	31.5	0	0.0
Infections and infestations	Peritonitis	> 60	328	66.3	0	0.0	341	68.5	1	0.3
Infections and infestations	Pneumonia	<= 60	167	33.7	2	1.2	157	31.5	4	2.5
Infections and infestations	Pneumonia	> 60	328	66.3	5	1.5	341	68.5	4	1.2
Infections and infestations	Prostate infection	<= 60	167	33.7	0	0.0	157	31.5	1	0.6
Infections and infestations	Prostate infection	> 60	328	66.3	0	0.0	341	68.5	0	0.0
Infections and infestations	Sepsis	<= 60	167	33.7	0	0.0	157	31.5	0	0.0
Infections and infestations	Sepsis	> 60	328	66.3	1	0.3	341	68.5	1	0.3
Infections and infestations	Suspected COVID-19	<= 60	167	33.7	1	0.6	157	31.5	0	0.0
Infections and infestations	Suspected COVID-19	> 60	328	66.3	0	0.0	341	68.5	0	0.0
Investigations		<= 60	167	33.7	0	0.0	157	31.5	1	0.6
Investigations		> 60	328	66.3	0	0.0	341	68.5	0	0.0
Investigations	Ejection fraction decreased	<= 60	167	33.7	0	0.0	157	31.5	1	0.6
Investigations	Ejection fraction decreased	> 60	328	66.3	0	0.0	341	68.5	0	0.0
Nervous system disorders		<= 60	167	33.7	0	0.0	157	31.5	1	0.6
Nervous system disorders		> 60	328	66.3	3	0.9	341	68.5	9	2.6
Nervous system disorders	Cerebral infarction	<= 60	167	33.7	0	0.0	157	31.5	0	0.0
Nervous system disorders	Cerebral infarction	> 60	328	66.3	0	0.0	341	68.5	1	0.3
Nervous system disorders	Hypoaesthesia	<= 60	167	33.7	0	0.0	157	31.5	0	0.0

Nervous system disorders	Hypoaesthesia	> 60	328	66.3	0	0.0	341	68.5	1	0.3
Nervous system disorders	Neuropathy peripheral	<= 60	167	33.7	0	0.0	157	31.5	0	0.0
Nervous system disorders	Neuropathy peripheral	> 60	328	66.3	1	0.3	341	68.5	4	1.2
Nervous system disorders	Peripheral motor neuropathy	<= 60	167	33.7	0	0.0	157	31.5	1	0.6
Nervous system disorders	Peripheral motor neuropathy	> 60	328	66.3	0	0.0	341	68.5	1	0.3
Nervous system disorders	Peripheral sensorimotor neuropathy	<= 60	167	33.7	0	0.0	157	31.5	0	0.0
Nervous system disorders	Peripheral sensorimotor neuropathy	> 60	328	66.3	1	0.3	341	68.5	1	0.3
Nervous system disorders	Peripheral sensory neuropathy	<= 60	167	33.7	0	0.0	157	31.5	0	0.0
Nervous system disorders	Peripheral sensory neuropathy	> 60	328	66.3	0	0.0	341	68.5	1	0.3
Nervous system disorders	Polyneuropathy	<= 60	167	33.7	0	0.0	157	31.5	0	0.0
Nervous system disorders	Polyneuropathy	> 60	328	66.3	1	0.3	341	68.5	0	0.0
Renal and urinary disorders		<= 60	167	33.7	0	0.0	157	31.5	0	0.0
Renal and urinary disorders		> 60	328	66.3	1	0.3	341	68.5	1	0.3
Renal and urinary disorders	Acute kidney injury	<= 60	167	33.7	0	0.0	157	31.5	0	0.0
Renal and urinary disorders	Acute kidney injury	> 60	328	66.3	1	0.3	341	68.5	1	0.3
Respiratory, thoracic and mediastinal disorders		<= 60	167	33.7	1	0.6	157	31.5	1	0.6
Respiratory, thoracic and mediastinal disorders		> 60	328	66.3	6	1.8	341	68.5	0	0.0
Respiratory, thoracic and mediastinal disorders	Dyspnoea	<= 60	167	33.7	0	0.0	157	31.5	1	0.6
Respiratory, thoracic and mediastinal disorders	Dyspnoea	> 60	328	66.3	1	0.3	341	68.5	0	0.0
Respiratory, thoracic and mediastinal disorders	Interstitial lung disease	<= 60	167	33.7	0	0.0	157	31.5	0	0.0
Respiratory, thoracic and mediastinal disorders	Interstitial lung disease	> 60	328	66.3	1	0.3	341	68.5	0	0.0
Respiratory, thoracic and mediastinal disorders	Pneumonitis	<= 60	167	33.7	1	0.6	157	31.5	0	0.0
Respiratory, thoracic and mediastinal disorders	Pneumonitis	> 60	328	66.3	2	0.6	341	68.5	0	0.0
Respiratory, thoracic and mediastinal disorders	Pulmonary oedema	<= 60	167	33.7	0	0.0	157	31.5	0	0.0
Respiratory, thoracic and mediastinal disorders	Pulmonary oedema	> 60	328	66.3	1	0.3	341	68.5	0	0.0
Respiratory, thoracic and mediastinal disorders	Respiratory failure	<= 60	167	33.7	0	0.0	157	31.5	0	0.0
Respiratory, thoracic and mediastinal disorders	Respiratory failure	> 60	328	66.3	1	0.3	341	68.5	0	0.0

Includes treatment-emergent AEs during AE reporting period only, which is defined as new or worsening AE from the first dose of any study drug through 90 days after the last dose of any study drug or prior to NALT, whichever is earlier.
Clinical cut-off: 15JUN2022

Program: root/clinical_studies/RO5541077/CDPT7884/GO39942/data_analysis/ACE_FINAL_OS/prod/program/t_ae_soc_descriptive.sas
Output: root/clinical_studies/RO5541077/CDPT7884/GO39942/data_analysis/ACE_FINAL_OS/prod/output/t_ae_soc_descriptive_sg2_WDSTAE_SE_POOLED_15JUN2022_39942.xls
08FEB2023 19:04

POPULATION: Global and China Extension Population, Safety-Evaluable Population
ENDPOINT: AEs leading to any Study Treatment Discontinuation
MODEL: Unstratified analysis
STUDY: GO39942
Dichotomous Analysis by Subgroups (Safety)

IPI score at Screening

			Polatuzumab Vedotin + R-CHP (N=495)				R-CHOP (N=498)			
			Patients		Patients with Event		Patients		Patients with Event	
MedDRA System Organ Class	MedDRA Preferred Term	Level	n	%	n	%	n	%	n	%
Blood and lymphatic system disorders		1-2	187	37.8	0	0.0	187	37.6	0	0.0
Blood and lymphatic system disorders		3	196	39.6	1	0.5	186	37.3	0	0.0
Blood and lymphatic system disorders		4-5	112	22.6	2	1.8	125	25.1	0	0.0
Blood and lymphatic system disorders	Neutropenia	1-2	187	37.8	0	0.0	187	37.6	0	0.0
Blood and lymphatic system disorders	Neutropenia	3	196	39.6	0	0.0	186	37.3	0	0.0
Blood and lymphatic system disorders	Neutropenia	4-5	112	22.6	2	1.8	125	25.1	0	0.0
Blood and lymphatic system disorders	Thrombocytopenia	1-2	187	37.8	0	0.0	187	37.6	0	0.0
Blood and lymphatic system disorders	Thrombocytopenia	3	196	39.6	1	0.5	186	37.3	0	0.0
Blood and lymphatic system disorders	Thrombocytopenia	4-5	112	22.6	0	0.0	125	25.1	0	0.0
Cardiac disorders		1-2	187	37.8	0	0.0	187	37.6	0	0.0
Cardiac disorders		3	196	39.6	0	0.0	186	37.3	0	0.0
Cardiac disorders		4-5	112	22.6	0	0.0	125	25.1	1	0.8
Cardiac disorders	Left ventricular dysfunction	1-2	187	37.8	0	0.0	187	37.6	0	0.0
Cardiac disorders	Left ventricular dysfunction	3	196	39.6	0	0.0	186	37.3	0	0.0
Cardiac disorders	Left ventricular dysfunction	4-5	112	22.6	0	0.0	125	25.1	1	0.8
Gastrointestinal disorders		1-2	187	37.8	0	0.0	187	37.6	0	0.0
Gastrointestinal disorders		3	196	39.6	0	0.0	186	37.3	2	1.1
Gastrointestinal disorders		4-5	112	22.6	2	1.8	125	25.1	1	0.8
Gastrointestinal disorders	Intestinal obstruction	1-2	187	37.8	0	0.0	187	37.6	0	0.0
Gastrointestinal disorders	Intestinal obstruction	3	196	39.6	0	0.0	186	37.3	1	0.5
Gastrointestinal disorders	Intestinal obstruction	4-5	112	22.6	0	0.0	125	25.1	0	0.0
Gastrointestinal disorders	Intestinal perforation	1-2	187	37.8	0	0.0	187	37.6	0	0.0
Gastrointestinal disorders	Intestinal perforation	3	196	39.6	0	0.0	186	37.3	0	0.0
Gastrointestinal disorders	Intestinal perforation	4-5	112	22.6	1	0.9	125	25.1	0	0.0
Gastrointestinal disorders	Intra-abdominal haemorrhage	1-2	187	37.8	0	0.0	187	37.6	0	0.0
Gastrointestinal disorders	Intra-abdominal haemorrhage	3	196	39.6	0	0.0	186	37.3	0	0.0
Gastrointestinal disorders	Intra-abdominal haemorrhage	4-5	112	22.6	0	0.0	125	25.1	1	0.8
Gastrointestinal disorders	Nausea	1-2	187	37.8	0	0.0	187	37.6	0	0.0
Gastrointestinal disorders	Nausea	3	196	39.6	0	0.0	186	37.3	1	0.5
Gastrointestinal disorders	Nausea	4-5	112	22.6	0	0.0	125	25.1	0	0.0
Gastrointestinal disorders	Necrotising colitis	1-2	187	37.8	0	0.0	187	37.6	0	0.0
Gastrointestinal disorders	Necrotising colitis	3	196	39.6	0	0.0	186	37.3	0	0.0
Gastrointestinal disorders	Necrotising colitis	4-5	112	22.6	1	0.9	125	25.1	0	0.0
General disorders and administration site conditions		1-2	187	37.8	2	1.1	187	37.6	0	0.0
General disorders and administration site conditions		3	196	39.6	1	0.5	186	37.3	0	0.0
General disorders and administration site conditions		4-5	112	22.6	2	1.8	125	25.1	1	0.8
General disorders and administration site conditions	Cardiac death	1-2	187	37.8	1	0.5	187	37.6	0	0.0
General disorders and administration site conditions	Cardiac death	3	196	39.6	0	0.0	186	37.3	0	0.0
General disorders and administration site conditions	Cardiac death	4-5	112	22.6	0	0.0	125	25.1	0	0.0
General disorders and administration site conditions	Death	1-2	187	37.8	1	0.5	187	37.6	0	0.0
General disorders and administration site conditions	Death	3	196	39.6	1	0.5	186	37.3	0	0.0
General disorders and administration site conditions	Death	4-5	112	22.6	1	0.9	125	25.1	1	0.8
General disorders and administration site conditions	Fatigue	1-2	187	37.8	0	0.0	187	37.6	0	0.0
General disorders and administration site conditions	Fatigue	3	196	39.6	0	0.0	186	37.3	0	0.0
General disorders and administration site conditions	Fatigue	4-5	112	22.6	1	0.9	125	25.1	0	0.0
Infections and infestations		1-2	187	37.8	3	1.6	187	37.6	3	1.6
Infections and infestations		3	196	39.6	4	2.0	186	37.3	5	2.7
Infections and infestations		4-5	112	22.6	2	1.8	125	25.1	4	3.2
Infections and infestations	Intervertebral discitis	1-2	187	37.8	0	0.0	187	37.6	0	0.0
Infections and infestations	Intervertebral discitis	3	196	39.6	0	0.0	186	37.3	0	0.0
Infections and infestations	Intervertebral discitis	4-5	112	22.6	0	0.0	125	25.1	1	0.8
Infections and infestations	Peritonitis	1-2	187	37.8	0	0.0	187	37.6	0	0.0
Infections and infestations	Peritonitis	3	196	39.6	0	0.0	186	37.3	0	0.0
Infections and infestations	Peritonitis	4-5	112	22.6	0	0.0	125	25.1	1	0.8
Infections and infestations	Pneumonia	1-2	187	37.8	2	1.1	187	37.6	2	1.1

Infections and infestations	Pneumonia	3	196	39.6	4	2.0	186	37.3	4	2.2
Infections and infestations	Pneumonia	4-5	112	22.6	1	0.9	125	25.1	2	1.6
Infections and infestations	Prostate infection	1-2	187	37.8	0	0.0	187	37.6	1	0.5
Infections and infestations	Prostate infection	3	196	39.6	0	0.0	186	37.3	0	0.0
Infections and infestations	Prostate infection	4-5	112	22.6	0	0.0	125	25.1	0	0.0
Infections and infestations	Sepsis	1-2	187	37.8	0	0.0	187	37.6	0	0.0
Infections and infestations	Sepsis	3	196	39.6	0	0.0	186	37.3	1	0.5
Infections and infestations	Sepsis	4-5	112	22.6	1	0.9	125	25.1	0	0.0
Infections and infestations	Suspected COVID-19	1-2	187	37.8	1	0.5	187	37.6	0	0.0
Infections and infestations	Suspected COVID-19	3	196	39.6	0	0.0	186	37.3	0	0.0
Infections and infestations	Suspected COVID-19	4-5	112	22.6	0	0.0	125	25.1	0	0.0
Investigations		1-2	187	37.8	0	0.0	187	37.6	0	0.0
Investigations		3	196	39.6	0	0.0	186	37.3	1	0.5
Investigations		4-5	112	22.6	0	0.0	125	25.1	0	0.0
Investigations	Ejection fraction decreased	1-2	187	37.8	0	0.0	187	37.6	0	0.0
Investigations	Ejection fraction decreased	3	196	39.6	0	0.0	186	37.3	1	0.5
Investigations	Ejection fraction decreased	4-5	112	22.6	0	0.0	125	25.1	0	0.0
Nervous system disorders		1-2	187	37.8	0	0.0	187	37.6	6	3.2
Nervous system disorders		3	196	39.6	1	0.5	186	37.3	2	1.1
Nervous system disorders		4-5	112	22.6	2	1.8	125	25.1	2	1.6
Nervous system disorders	Cerebral infarction	1-2	187	37.8	0	0.0	187	37.6	1	0.5
Nervous system disorders	Cerebral infarction	3	196	39.6	0	0.0	186	37.3	0	0.0
Nervous system disorders	Cerebral infarction	4-5	112	22.6	0	0.0	125	25.1	0	0.0
Nervous system disorders	Hypoaesthesia	1-2	187	37.8	0	0.0	187	37.6	1	0.5
Nervous system disorders	Hypoaesthesia	3	196	39.6	0	0.0	186	37.3	0	0.0
Nervous system disorders	Hypoaesthesia	4-5	112	22.6	0	0.0	125	25.1	0	0.0
Nervous system disorders	Neuropathy peripheral	1-2	187	37.8	0	0.0	187	37.6	2	1.1
Nervous system disorders	Neuropathy peripheral	3	196	39.6	0	0.0	186	37.3	1	0.5
Nervous system disorders	Neuropathy peripheral	4-5	112	22.6	1	0.9	125	25.1	1	0.8
Nervous system disorders	Peripheral motor neuropathy	1-2	187	37.8	0	0.0	187	37.6	2	1.1
Nervous system disorders	Peripheral motor neuropathy	3	196	39.6	0	0.0	186	37.3	0	0.0
Nervous system disorders	Peripheral motor neuropathy	4-5	112	22.6	0	0.0	125	25.1	0	0.0
Nervous system disorders	Peripheral sensorimotor neuropathy	1-2	187	37.8	0	0.0	187	37.6	0	0.0
Nervous system disorders	Peripheral sensorimotor neuropathy	3	196	39.6	0	0.0	186	37.3	1	0.5
Nervous system disorders	Peripheral sensorimotor neuropathy	4-5	112	22.6	1	0.9	125	25.1	0	0.0
Nervous system disorders	Peripheral sensory neuropathy	1-2	187	37.8	0	0.0	187	37.6	0	0.0
Nervous system disorders	Peripheral sensory neuropathy	3	196	39.6	0	0.0	186	37.3	0	0.0
Nervous system disorders	Peripheral sensory neuropathy	4-5	112	22.6	0	0.0	125	25.1	1	0.8
Nervous system disorders	Polyneuropathy	1-2	187	37.8	0	0.0	187	37.6	0	0.0
Nervous system disorders	Polyneuropathy	3	196	39.6	1	0.5	186	37.3	0	0.0
Nervous system disorders	Polyneuropathy	4-5	112	22.6	0	0.0	125	25.1	0	0.0
Renal and urinary disorders		1-2	187	37.8	0	0.0	187	37.6	0	0.0
Renal and urinary disorders		3	196	39.6	1	0.5	186	37.3	0	0.0
Renal and urinary disorders		4-5	112	22.6	0	0.0	125	25.1	1	0.8
Renal and urinary disorders	Acute kidney injury	1-2	187	37.8	0	0.0	187	37.6	0	0.0
Renal and urinary disorders	Acute kidney injury	3	196	39.6	1	0.5	186	37.3	0	0.0
Renal and urinary disorders	Acute kidney injury	4-5	112	22.6	0	0.0	125	25.1	1	0.8
Respiratory, thoracic and mediastinal disorders		1-2	187	37.8	3	1.6	187	37.6	0	0.0
Respiratory, thoracic and mediastinal disorders		3	196	39.6	2	1.0	186	37.3	1	0.5
Respiratory, thoracic and mediastinal disorders		4-5	112	22.6	2	1.8	125	25.1	0	0.0
Respiratory, thoracic and mediastinal disorders	Dyspnoea	1-2	187	37.8	0	0.0	187	37.6	0	0.0
Respiratory, thoracic and mediastinal disorders	Dyspnoea	3	196	39.6	0	0.0	186	37.3	1	0.5
Respiratory, thoracic and mediastinal disorders	Dyspnoea	4-5	112	22.6	1	0.9	125	25.1	0	0.0
Respiratory, thoracic and mediastinal disorders	Interstitial lung disease	1-2	187	37.8	0	0.0	187	37.6	0	0.0
Respiratory, thoracic and mediastinal disorders	Interstitial lung disease	3	196	39.6	1	0.5	186	37.3	0	0.0
Respiratory, thoracic and mediastinal disorders	Interstitial lung disease	4-5	112	22.6	0	0.0	125	25.1	0	0.0
Respiratory, thoracic and mediastinal disorders	Pneumonitis	1-2	187	37.8	1	0.5	187	37.6	0	0.0
Respiratory, thoracic and mediastinal disorders	Pneumonitis	3	196	39.6	1	0.5	186	37.3	0	0.0
Respiratory, thoracic and mediastinal disorders	Pneumonitis	4-5	112	22.6	1	0.9	125	25.1	0	0.0
Respiratory, thoracic and mediastinal disorders	Pulmonary oedema	1-2	187	37.8	1	0.5	187	37.6	0	0.0
Respiratory, thoracic and mediastinal disorders	Pulmonary oedema	3	196	39.6	0	0.0	186	37.3	0	0.0
Respiratory, thoracic and mediastinal disorders	Pulmonary oedema	4-5	112	22.6	0	0.0	125	25.1	0	0.0
Respiratory, thoracic and mediastinal disorders	Respiratory failure	1-2	187	37.8	1	0.5	187	37.6	0	0.0
Respiratory, thoracic and mediastinal disorders	Respiratory failure	3	196	39.6	0	0.0	186	37.3	0	0.0
Respiratory, thoracic and mediastinal disorders	Respiratory failure	4-5	112	22.6	0	0.0	125	25.1	0	0.0

Includes treatment-emergent AEs during AE reporting period only, which is defined as new or worsening AE from the first dose of any study drug through 90 days after the last dose of any study drug or prior to NALT, whichever is earlier.
Clinical cut-off: 15JUN2022

Program: root/clinical_studies/RO5541077/CDPT7884/GO39942/data_analysis/ACE_FINAL_OS/prod/program/t_ae_soc_descriptive.sas
Output: root/clinical_studies/RO5541077/CDPT7884/GO39942/data_analysis/ACE_FINAL_OS/prod/output/t_ae_soc_descriptive_sg2_WDSTAE_SE_POOLED_15JUN2022_39942.xls
08FEB2023 19:04

POPULATION: Global and China Extension Population, Safety-Evaluable Population
ENDPOINT: AEs leading to any Study Treatment Discontinuation
MODEL: Unstratified analysis
STUDY: GO39942
Dichotomous Analysis by Subgroups (Safety)

Geographic region

			Polatuzumab Vedotin + R-CHP (N=495)				R-CHOP (N=498)			
			Patients		Patients with Event		Patients		Patients with Event	
MedDRA System Organ Class	MedDRA Preferred Term	Level	n	%	n	%	n	%	n	%
Blood and lymphatic system disorders		Western Europe/United States/Canada/Australia	298	60.2	1	0.3	300	60.2	0	0.0
Blood and lymphatic system disorders		Asia	140	28.3	2	1.4	139	27.9	0	0.0
Blood and lymphatic system disorders		Rest of World	57	11.5	0	0.0	59	11.8	0	0.0
Blood and lymphatic system disorders	Neutropenia	Western Europe/United States/Canada/Australia	298	60.2	1	0.3	300	60.2	0	0.0
Blood and lymphatic system disorders	Neutropenia	Asia	140	28.3	1	0.7	139	27.9	0	0.0
Blood and lymphatic system disorders	Neutropenia	Rest of World	57	11.5	0	0.0	59	11.8	0	0.0
Blood and lymphatic system disorders	Thrombocytopenia	Western Europe/United States/Canada/Australia	298	60.2	0	0.0	300	60.2	0	0.0
Blood and lymphatic system disorders	Thrombocytopenia	Asia	140	28.3	1	0.7	139	27.9	0	0.0
Blood and lymphatic system disorders	Thrombocytopenia	Rest of World	57	11.5	0	0.0	59	11.8	0	0.0
Cardiac disorders		Western Europe/United States/Canada/Australia	298	60.2	0	0.0	300	60.2	1	0.3
Cardiac disorders		Asia	140	28.3	0	0.0	139	27.9	0	0.0
Cardiac disorders		Rest of World	57	11.5	0	0.0	59	11.8	0	0.0
Cardiac disorders	Left ventricular dysfunction	Western Europe/United States/Canada/Australia	298	60.2	0	0.0	300	60.2	1	0.3
Cardiac disorders	Left ventricular dysfunction	Asia	140	28.3	0	0.0	139	27.9	0	0.0
Cardiac disorders	Left ventricular dysfunction	Rest of World	57	11.5	0	0.0	59	11.8	0	0.0
Gastrointestinal disorders		Western Europe/United States/Canada/Australia	298	60.2	2	0.7	300	60.2	1	0.3
Gastrointestinal disorders		Asia	140	28.3	0	0.0	139	27.9	1	0.7
Gastrointestinal disorders		Rest of World	57	11.5	0	0.0	59	11.8	1	1.7
Gastrointestinal disorders	Intestinal obstruction	Western Europe/United States/Canada/Australia	298	60.2	0	0.0	300	60.2	1	0.3
Gastrointestinal disorders	Intestinal obstruction	Asia	140	28.3	0	0.0	139	27.9	0	0.0
Gastrointestinal disorders	Intestinal obstruction	Rest of World	57	11.5	0	0.0	59	11.8	0	0.0
Gastrointestinal disorders	Intestinal perforation	Western Europe/United States/Canada/Australia	298	60.2	1	0.3	300	60.2	0	0.0
Gastrointestinal disorders	Intestinal perforation	Asia	140	28.3	0	0.0	139	27.9	0	0.0
Gastrointestinal disorders	Intestinal perforation	Rest of World	57	11.5	0	0.0	59	11.8	0	0.0
Gastrointestinal disorders	Intra-abdominal haemorrhage	Western Europe/United States/Canada/Australia	298	60.2	0	0.0	300	60.2	0	0.0
Gastrointestinal disorders	Intra-abdominal haemorrhage	Asia	140	28.3	0	0.0	139	27.9	1	0.7
Gastrointestinal disorders	Intra-abdominal haemorrhage	Rest of World	57	11.5	0	0.0	59	11.8	0	0.0
Gastrointestinal disorders	Nausea	Western Europe/United States/Canada/Australia	298	60.2	0	0.0	300	60.2	0	0.0
Gastrointestinal disorders	Nausea	Asia	140	28.3	0	0.0	139	27.9	0	0.0
Gastrointestinal disorders	Nausea	Rest of World	57	11.5	0	0.0	59	11.8	1	1.7
Gastrointestinal disorders	Necrotising colitis	Western Europe/United States/Canada/Australia	298	60.2	1	0.3	300	60.2	0	0.0
Gastrointestinal disorders	Necrotising colitis	Asia	140	28.3	0	0.0	139	27.9	0	0.0
Gastrointestinal disorders	Necrotising colitis	Rest of World	57	11.5	0	0.0	59	11.8	0	0.0
General disorders and administration site conditions		Western Europe/United States/Canada/Australia	298	60.2	3	1.0	300	60.2	0	0.0
General disorders and administration site conditions		Asia	140	28.3	1	0.7	139	27.9	1	0.7
General disorders and administration site conditions		Rest of World	57	11.5	1	1.8	59	11.8	0	0.0
General disorders and administration site conditions	Cardiac death	Western Europe/United States/Canada/Australia	298	60.2	1	0.3	300	60.2	0	0.0
General disorders and administration site conditions	Cardiac death	Asia	140	28.3	0	0.0	139	27.9	0	0.0
General disorders and administration site conditions	Cardiac death	Rest of World	57	11.5	0	0.0	59	11.8	0	0.0
General disorders and administration site conditions	Death	Western Europe/United States/Canada/Australia	298	60.2	1	0.3	300	60.2	0	0.0
General disorders and administration site conditions	Death	Asia	140	28.3	1	0.7	139	27.9	1	0.7
General disorders and administration site conditions	Death	Rest of World	57	11.5	1	1.8	59	11.8	0	0.0
General disorders and administration site conditions	Fatigue	Western Europe/United States/Canada/Australia	298	60.2	1	0.3	300	60.2	0	0.0
General disorders and administration site conditions	Fatigue	Asia	140	28.3	0	0.0	139	27.9	0	0.0
General disorders and administration site conditions	Fatigue	Rest of World	57	11.5	0	0.0	59	11.8	0	0.0
Infections and infestations		Western Europe/United States/Canada/Australia	298	60.2	4	1.3	300	60.2	6	2.0
Infections and infestations		Asia	140	28.3	4	2.9	139	27.9	5	3.6
Infections and infestations		Rest of World	57	11.5	1	1.8	59	11.8	1	1.7
Infections and infestations	Intervertebral discitis	Western Europe/United States/Canada/Australia	298	60.2	0	0.0	300	60.2	1	0.3
Infections and infestations	Intervertebral discitis	Asia	140	28.3	0	0.0	139	27.9	0	0.0
Infections and infestations	Intervertebral discitis	Rest of World	57	11.5	0	0.0	59	11.8	0	0.0
Infections and infestations	Peritonitis	Western Europe/United States/Canada/Australia	298	60.2	0	0.0	300	60.2	1	0.3
Infections and infestations	Peritonitis	Asia	140	28.3	0	0.0	139	27.9	0	0.0
Infections and infestations	Peritonitis	Rest of World	57	11.5	0	0.0	59	11.8	0	0.0
Infections and infestations	Pneumonia	Western Europe/United States/Canada/Australia	298	60.2	3	1.0	300	60.2	2	0.7

Infections and infestations	Pneumonia	Asia	140	28.3	3	2.1	139	27.9	5	3.6
Infections and infestations	Pneumonia	Rest of World	57	11.5	1	1.8	59	11.8	1	1.7
Infections and infestations	Prostate infection	Western Europe/United States/Canada/Australia	298	60.2	0	0.0	300	60.2	1	0.3
Infections and infestations	Prostate infection	Asia	140	28.3	0	0.0	139	27.9	0	0.0
Infections and infestations	Prostate infection	Rest of World	57	11.5	0	0.0	59	11.8	0	0.0
Infections and infestations	Sepsis	Western Europe/United States/Canada/Australia	298	60.2	1	0.3	300	60.2	1	0.3
Infections and infestations	Sepsis	Asia	140	28.3	0	0.0	139	27.9	0	0.0
Infections and infestations	Sepsis	Rest of World	57	11.5	0	0.0	59	11.8	0	0.0
Infections and infestations	Suspected COVID-19	Western Europe/United States/Canada/Australia	298	60.2	0	0.0	300	60.2	0	0.0
Infections and infestations	Suspected COVID-19	Asia	140	28.3	1	0.7	139	27.9	0	0.0
Infections and infestations	Suspected COVID-19	Rest of World	57	11.5	0	0.0	59	11.8	0	0.0
Investigations		Western Europe/United States/Canada/Australia	298	60.2	0	0.0	300	60.2	1	0.3
Investigations		Asia	140	28.3	0	0.0	139	27.9	0	0.0
Investigations		Rest of World	57	11.5	0	0.0	59	11.8	0	0.0
Investigations	Ejection fraction decreased	Western Europe/United States/Canada/Australia	298	60.2	0	0.0	300	60.2	1	0.3
Investigations	Ejection fraction decreased	Asia	140	28.3	0	0.0	139	27.9	0	0.0
Investigations	Ejection fraction decreased	Rest of World	57	11.5	0	0.0	59	11.8	0	0.0
Nervous system disorders		Western Europe/United States/Canada/Australia	298	60.2	3	1.0	300	60.2	8	2.7
Nervous system disorders		Asia	140	28.3	0	0.0	139	27.9	2	1.4
Nervous system disorders		Rest of World	57	11.5	0	0.0	59	11.8	0	0.0
Nervous system disorders	Cerebral infarction	Western Europe/United States/Canada/Australia	298	60.2	0	0.0	300	60.2	1	0.3
Nervous system disorders	Cerebral infarction	Asia	140	28.3	0	0.0	139	27.9	0	0.0
Nervous system disorders	Cerebral infarction	Rest of World	57	11.5	0	0.0	59	11.8	0	0.0
Nervous system disorders	Hypoaesthesia	Western Europe/United States/Canada/Australia	298	60.2	0	0.0	300	60.2	0	0.0
Nervous system disorders	Hypoaesthesia	Asia	140	28.3	0	0.0	139	27.9	1	0.7
Nervous system disorders	Hypoaesthesia	Rest of World	57	11.5	0	0.0	59	11.8	0	0.0
Nervous system disorders	Neuropathy peripheral	Western Europe/United States/Canada/Australia	298	60.2	1	0.3	300	60.2	3	1.0
Nervous system disorders	Neuropathy peripheral	Asia	140	28.3	0	0.0	139	27.9	1	0.7
Nervous system disorders	Neuropathy peripheral	Rest of World	57	11.5	0	0.0	59	11.8	0	0.0
Nervous system disorders	Peripheral motor neuropathy	Western Europe/United States/Canada/Australia	298	60.2	0	0.0	300	60.2	2	0.7
Nervous system disorders	Peripheral motor neuropathy	Asia	140	28.3	0	0.0	139	27.9	0	0.0
Nervous system disorders	Peripheral motor neuropathy	Rest of World	57	11.5	0	0.0	59	11.8	0	0.0
Nervous system disorders	Peripheral sensorimotor neuropathy	Western Europe/United States/Canada/Australia	298	60.2	1	0.3	300	60.2	1	0.3
Nervous system disorders	Peripheral sensorimotor neuropathy	Asia	140	28.3	0	0.0	139	27.9	0	0.0
Nervous system disorders	Peripheral sensorimotor neuropathy	Rest of World	57	11.5	0	0.0	59	11.8	0	0.0
Nervous system disorders	Peripheral sensory neuropathy	Western Europe/United States/Canada/Australia	298	60.2	0	0.0	300	60.2	1	0.3
Nervous system disorders	Peripheral sensory neuropathy	Asia	140	28.3	0	0.0	139	27.9	0	0.0
Nervous system disorders	Peripheral sensory neuropathy	Rest of World	57	11.5	0	0.0	59	11.8	0	0.0
Nervous system disorders	Polyneuropathy	Western Europe/United States/Canada/Australia	298	60.2	1	0.3	300	60.2	0	0.0
Nervous system disorders	Polyneuropathy	Asia	140	28.3	0	0.0	139	27.9	0	0.0
Nervous system disorders	Polyneuropathy	Rest of World	57	11.5	0	0.0	59	11.8	0	0.0
Renal and urinary disorders		Western Europe/United States/Canada/Australia	298	60.2	0	0.0	300	60.2	0	0.0
Renal and urinary disorders		Asia	140	28.3	0	0.0	139	27.9	1	0.7
Renal and urinary disorders		Rest of World	57	11.5	1	1.8	59	11.8	0	0.0
Renal and urinary disorders	Acute kidney injury	Western Europe/United States/Canada/Australia	298	60.2	0	0.0	300	60.2	0	0.0
Renal and urinary disorders	Acute kidney injury	Asia	140	28.3	0	0.0	139	27.9	1	0.7
Renal and urinary disorders	Acute kidney injury	Rest of World	57	11.5	1	1.8	59	11.8	0	0.0
Respiratory, thoracic and mediastinal disorders		Western Europe/United States/Canada/Australia	298	60.2	5	1.7	300	60.2	1	0.3
Respiratory, thoracic and mediastinal disorders		Asia	140	28.3	1	0.7	139	27.9	0	0.0
Respiratory, thoracic and mediastinal disorders		Rest of World	57	11.5	1	1.8	59	11.8	0	0.0
Respiratory, thoracic and mediastinal disorders	Dyspnoea	Western Europe/United States/Canada/Australia	298	60.2	1	0.3	300	60.2	1	0.3
Respiratory, thoracic and mediastinal disorders	Dyspnoea	Asia	140	28.3	0	0.0	139	27.9	0	0.0
Respiratory, thoracic and mediastinal disorders	Dyspnoea	Rest of World	57	11.5	0	0.0	59	11.8	0	0.0
Respiratory, thoracic and mediastinal disorders	Interstitial lung disease	Western Europe/United States/Canada/Australia	298	60.2	0	0.0	300	60.2	0	0.0
Respiratory, thoracic and mediastinal disorders	Interstitial lung disease	Asia	140	28.3	0	0.0	139	27.9	0	0.0
Respiratory, thoracic and mediastinal disorders	Interstitial lung disease	Rest of World	57	11.5	1	1.8	59	11.8	0	0.0
Respiratory, thoracic and mediastinal disorders	Pneumonitis	Western Europe/United States/Canada/Australia	298	60.2	2	0.7	300	60.2	0	0.0
Respiratory, thoracic and mediastinal disorders	Pneumonitis	Asia	140	28.3	1	0.7	139	27.9	0	0.0
Respiratory, thoracic and mediastinal disorders	Pneumonitis	Rest of World	57	11.5	0	0.0	59	11.8	0	0.0
Respiratory, thoracic and mediastinal disorders	Pulmonary oedema	Western Europe/United States/Canada/Australia	298	60.2	1	0.3	300	60.2	0	0.0
Respiratory, thoracic and mediastinal disorders	Pulmonary oedema	Asia	140	28.3	0	0.0	139	27.9	0	0.0
Respiratory, thoracic and mediastinal disorders	Pulmonary oedema	Rest of World	57	11.5	0	0.0	59	11.8	0	0.0
Respiratory, thoracic and mediastinal disorders	Respiratory failure	Western Europe/United States/Canada/Australia	298	60.2	1	0.3	300	60.2	0	0.0
Respiratory, thoracic and mediastinal disorders	Respiratory failure	Asia	140	28.3	0	0.0	139	27.9	0	0.0
Respiratory, thoracic and mediastinal disorders	Respiratory failure	Rest of World	57	11.5	0	0.0	59	11.8	0	0.0

Includes treatment-emergent AEs during AE reporting period only, which is defined as new or worsening AE from the first dose of any study drug through 90 days after the last dose of any study drug or prior to NALT, whichever is earlier.
Clinical cut-off: 15JUN2022

Program: root/clinical_studies/RO5541077/CDPT7884/GO39942/data_analysis/ACE_FINAL_OS/prod/program/t_ae_soc_descriptive.sas
Output: root/clinical_studies/RO5541077/CDPT7884/GO39942/data_analysis/ACE_FINAL_OS/prod/output/t_ae_soc_descriptive_sg2_WDSTAE_SE_POOLED_15JUN2022_39942.xls
08FEB2023 19:04

POPULATION: Global and China Extension Population, Safety-Evaluable Population
ENDPOINT: AEs leading to any Study Treatment Discontinuation
MODEL: Unstratified analysis
STUDY: GO39942
Dichotomous Analysis by Subgroups (Safety)

Sex

			Polatuzumab Vedotin + R-CHP (N=495)				R-CHOP (N=498)			
			Patients		Patients with Event		Patients		Patients with Event	
MedDRA System Organ Class	MedDRA Preferred Term	Level	n	%	n	%	n	%	n	%
Blood and lymphatic system disorders		Male	265	53.5	0	0.0	269	54.0	0	0.0
Blood and lymphatic system disorders		Female	230	46.5	3	1.3	229	46.0	0	0.0
Blood and lymphatic system disorders	Neutropenia	Male	265	53.5	0	0.0	269	54.0	0	0.0
Blood and lymphatic system disorders	Neutropenia	Female	230	46.5	2	0.9	229	46.0	0	0.0
Blood and lymphatic system disorders	Thrombocytopenia	Male	265	53.5	0	0.0	269	54.0	0	0.0
Blood and lymphatic system disorders	Thrombocytopenia	Female	230	46.5	1	0.4	229	46.0	0	0.0
Cardiac disorders		Male	265	53.5	0	0.0	269	54.0	0	0.0
Cardiac disorders		Female	230	46.5	0	0.0	229	46.0	1	0.4
Cardiac disorders	Left ventricular dysfunction	Male	265	53.5	0	0.0	269	54.0	0	0.0
Cardiac disorders	Left ventricular dysfunction	Female	230	46.5	0	0.0	229	46.0	1	0.4
Gastrointestinal disorders		Male	265	53.5	2	0.8	269	54.0	0	0.0
Gastrointestinal disorders		Female	230	46.5	0	0.0	229	46.0	3	1.3
Gastrointestinal disorders	Intestinal obstruction	Male	265	53.5	0	0.0	269	54.0	0	0.0
Gastrointestinal disorders	Intestinal obstruction	Female	230	46.5	0	0.0	229	46.0	1	0.4
Gastrointestinal disorders	Intestinal perforation	Male	265	53.5	1	0.4	269	54.0	0	0.0
Gastrointestinal disorders	Intestinal perforation	Female	230	46.5	0	0.0	229	46.0	0	0.0
Gastrointestinal disorders	Intra-abdominal haemorrhage	Male	265	53.5	0	0.0	269	54.0	0	0.0
Gastrointestinal disorders	Intra-abdominal haemorrhage	Female	230	46.5	0	0.0	229	46.0	1	0.4
Gastrointestinal disorders	Nausea	Male	265	53.5	0	0.0	269	54.0	0	0.0
Gastrointestinal disorders	Nausea	Female	230	46.5	0	0.0	229	46.0	1	0.4
Gastrointestinal disorders	Necrotising colitis	Male	265	53.5	1	0.4	269	54.0	0	0.0
Gastrointestinal disorders	Necrotising colitis	Female	230	46.5	0	0.0	229	46.0	0	0.0
General disorders and administration site conditions		Male	265	53.5	4	1.5	269	54.0	1	0.4
General disorders and administration site conditions		Female	230	46.5	1	0.4	229	46.0	0	0.0
General disorders and administration site conditions	Cardiac death	Male	265	53.5	0	0.0	269	54.0	0	0.0
General disorders and administration site conditions	Cardiac death	Female	230	46.5	1	0.4	229	46.0	0	0.0
General disorders and administration site conditions	Death	Male	265	53.5	3	1.1	269	54.0	1	0.4
General disorders and administration site conditions	Death	Female	230	46.5	0	0.0	229	46.0	0	0.0
General disorders and administration site conditions	Fatigue	Male	265	53.5	1	0.4	269	54.0	0	0.0
General disorders and administration site conditions	Fatigue	Female	230	46.5	0	0.0	229	46.0	0	0.0
Infections and infestations		Male	265	53.5	4	1.5	269	54.0	7	2.6
Infections and infestations		Female	230	46.5	5	2.2	229	46.0	5	2.2
Infections and infestations	Intervertebral discitis	Male	265	53.5	0	0.0	269	54.0	0	0.0
Infections and infestations	Intervertebral discitis	Female	230	46.5	0	0.0	229	46.0	1	0.4
Infections and infestations	Peritonitis	Male	265	53.5	0	0.0	269	54.0	0	0.0
Infections and infestations	Peritonitis	Female	230	46.5	0	0.0	229	46.0	1	0.4
Infections and infestations	Pneumonia	Male	265	53.5	4	1.5	269	54.0	5	1.9
Infections and infestations	Pneumonia	Female	230	46.5	3	1.3	229	46.0	3	1.3
Infections and infestations	Prostate infection	Male	265	53.5	0	0.0	269	54.0	1	0.4
Infections and infestations	Prostate infection	Female	230	46.5	0	0.0	229	46.0	0	0.0
Infections and infestations	Sepsis	Male	265	53.5	0	0.0	269	54.0	1	0.4
Infections and infestations	Sepsis	Female	230	46.5	1	0.4	229	46.0	0	0.0
Infections and infestations	Suspected COVID-19	Male	265	53.5	0	0.0	269	54.0	0	0.0
Infections and infestations	Suspected COVID-19	Female	230	46.5	1	0.4	229	46.0	0	0.0
Investigations		Male	265	53.5	0	0.0	269	54.0	0	0.0
Investigations		Female	230	46.5	0	0.0	229	46.0	1	0.4
Investigations	Ejection fraction decreased	Male	265	53.5	0	0.0	269	54.0	0	0.0
Investigations	Ejection fraction decreased	Female	230	46.5	0	0.0	229	46.0	1	0.4
Nervous system disorders		Male	265	53.5	3	1.1	269	54.0	4	1.5
Nervous system disorders		Female	230	46.5	0	0.0	229	46.0	6	2.6
Nervous system disorders	Cerebral infarction	Male	265	53.5	0	0.0	269	54.0	1	0.4
Nervous system disorders	Cerebral infarction	Female	230	46.5	0	0.0	229	46.0	0	0.0
Nervous system disorders	Hypoaesthesia	Male	265	53.5	0	0.0	269	54.0	0	0.0

Nervous system disorders	Hypoaesthesia	Female	230	46.5	0	0.0	229	46.0	1	0.4
Nervous system disorders	Neuropathy peripheral	Male	265	53.5	1	0.4	269	54.0	1	0.4
Nervous system disorders	Neuropathy peripheral	Female	230	46.5	0	0.0	229	46.0	3	1.3
Nervous system disorders	Peripheral motor neuropathy	Male	265	53.5	0	0.0	269	54.0	0	0.0
Nervous system disorders	Peripheral motor neuropathy	Female	230	46.5	0	0.0	229	46.0	2	0.9
Nervous system disorders	Peripheral sensorimotor neuropathy	Male	265	53.5	1	0.4	269	54.0	1	0.4
Nervous system disorders	Peripheral sensorimotor neuropathy	Female	230	46.5	0	0.0	229	46.0	0	0.0
Nervous system disorders	Peripheral sensory neuropathy	Male	265	53.5	0	0.0	269	54.0	1	0.4
Nervous system disorders	Peripheral sensory neuropathy	Female	230	46.5	0	0.0	229	46.0	0	0.0
Nervous system disorders	Polyneuropathy	Male	265	53.5	1	0.4	269	54.0	0	0.0
Nervous system disorders	Polyneuropathy	Female	230	46.5	0	0.0	229	46.0	0	0.0
Renal and urinary disorders		Male	265	53.5	0	0.0	269	54.0	1	0.4
Renal and urinary disorders		Female	230	46.5	1	0.4	229	46.0	0	0.0
Renal and urinary disorders	Acute kidney injury	Male	265	53.5	0	0.0	269	54.0	1	0.4
Renal and urinary disorders	Acute kidney injury	Female	230	46.5	1	0.4	229	46.0	0	0.0
Respiratory, thoracic and mediastinal disorders		Male	265	53.5	3	1.1	269	54.0	0	0.0
Respiratory, thoracic and mediastinal disorders		Female	230	46.5	4	1.7	229	46.0	1	0.4
Respiratory, thoracic and mediastinal disorders	Dyspnoea	Male	265	53.5	1	0.4	269	54.0	0	0.0
Respiratory, thoracic and mediastinal disorders	Dyspnoea	Female	230	46.5	0	0.0	229	46.0	1	0.4
Respiratory, thoracic and mediastinal disorders	Interstitial lung disease	Male	265	53.5	1	0.4	269	54.0	0	0.0
Respiratory, thoracic and mediastinal disorders	Interstitial lung disease	Female	230	46.5	0	0.0	229	46.0	0	0.0
Respiratory, thoracic and mediastinal disorders	Pneumonitis	Male	265	53.5	1	0.4	269	54.0	0	0.0
Respiratory, thoracic and mediastinal disorders	Pneumonitis	Female	230	46.5	2	0.9	229	46.0	0	0.0
Respiratory, thoracic and mediastinal disorders	Pulmonary oedema	Male	265	53.5	0	0.0	269	54.0	0	0.0
Respiratory, thoracic and mediastinal disorders	Pulmonary oedema	Female	230	46.5	1	0.4	229	46.0	0	0.0
Respiratory, thoracic and mediastinal disorders	Respiratory failure	Male	265	53.5	0	0.0	269	54.0	0	0.0
Respiratory, thoracic and mediastinal disorders	Respiratory failure	Female	230	46.5	1	0.4	229	46.0	0	0.0

Includes treatment-emergent AEs during AE reporting period only, which is defined as new or worsening AE from the first dose of any study drug through 90 days after the last dose of any study drug or prior to NALT, whichever is earlier.
Clinical cut-off: 15JUN2022

Program: root/clinical_studies/RO5541077/CDPT7884/GO39942/data_analysis/ACE_FINAL_OS/prod/program/t_ae_soc_descriptive.sas
Output: root/clinical_studies/RO5541077/CDPT7884/GO39942/data_analysis/ACE_FINAL_OS/prod/output/t_ae_soc_descriptive_sg2_WDSTAE_SE_POOLED_15JUN2022_39942.xls
08FEB2023 19:04

POPULATION: Global and China Extension Population, Safety-Evaluable Population
ENDPOINT: DILI (potential drug-induced liver injury)
MODEL: Unstratified analysis
STUDY: GO39942
Dichotomous Analysis by Subgroups (Safety)

		Polatuzumab Vedotin + R-CHP (N=495)				R-CHOP (N=498)				Polatuzumab Vedotin + R-CHP vs. R-CHOP																	R-CHOP vs. Polatuzumab Vedotin + R-CHP				
		Patients		Patients with Event		Patients		Patients with Event		Odds Ratio					Absolute Risk Difference					Relative Risk							Relative Risk				
Name	Level	n	%	n	%	n	%	n	%	Odds Ratio		Convergence Reason	95% Lower CL	95% Upper CL	Absolute Risk		Convergence Reason	95% Lower CL	95% Upper CL	Relative Risk		Convergence Reason	95% Lower CL	95% Upper CL	p-value (Wald)	Interaction Test p-value (likelihood ratio)	Relative Risk		Convergence Reason	95% Lower CL	95% Upper CL
All	n/a	495	100.0	1	0.2	498	100.0	3	0.6	0.33		Convergence criterion (GCONV=1E-8) satisfied.	0.03	3.22	-0.004		Algorithm converged.	-0.012	0.004	0.34		Algorithm converged.	0.04	3.21	0.3433		2.98		Algorithm converged.	0.31	28.57
Sex	Male	265	53.5	1	0.4	269	54.0	3	1.1	0.34		Convergence criterion (GCONV=1E-8) satisfied.	0.03	3.25	-0.007		Algorithm converged.	-0.022	0.007	0.34		Algorithm converged.	0.04	3.23	0.3467	1.0000	2.96		Algorithm converged.	0.31	28.23
	Female	230	46.5	0	0.0	229	46.0	0	0.0	NE			NE	NE	NE		NE	NE	NE	NE		NE	NE	NE	NE		NE		NE	NE	NE
Age	<= 60	167	33.7	0	0.0	157	31.5	2	1.3		*	Quasi-complete separation of data points detected.				*	WARNING: The relative Hessian convergence criterion of 14.109054211 is greater than the limit of 0.0001. The convergence is questionable.			0.00		Algorithm converged.	0.00	NE	0.9999	0.1757	>999.99		Algorithm converged.	0.00	NE
	> 60	328	66.3	1	0.3	341	68.5	1	0.3	1.04		Convergence criterion (GCONV=1E-8) satisfied.	0.06	16.69	0.000		Algorithm converged.	-0.008	0.008	1.04		Algorithm converged.	0.07	16.55	0.9780		0.96		Algorithm converged.	0.06	15.31
Geographic region	Western Europe/United States/Canada/Australia	298	60.2	0	0.0	300	60.2	0	0.0	NE			NE	NE	NE		NE	NE	NE	NE		NE	NE	NE	NE	NE	NE		NE	NE	NE
	Asia	140	28.3	1	0.7	139	27.9	2	1.4	0.49		Convergence criterion (GCONV=1E-8) satisfied.	0.04	5.50	-0.007		Algorithm converged.	-0.031	0.017	0.50		Algorithm converged.	0.05	5.41	0.5656		2.01		Algorithm converged.	0.18	21.96
	Rest of World	57	11.5	0	0.0	59	11.8	1	1.7		*	Quasi-complete separation of data points detected.				*	WARNING: The relative Hessian convergence criterion of 10.540168601 is greater than the limit of 0.0001. The convergence is questionable.			0.00		Algorithm converged.	0.00	NE	0.9999		>999.99		Algorithm converged.	0.00	NE
IPI score at Screening	1-2	187	37.8	0	0.0	187	37.6	0	0.0	NE			NE	NE	NE		NE	NE	NE	NE		NE	NE	NE	NE	0.4550	NE		NE	NE	NE
	3	196	39.6	1	0.5	186	37.3	1	0.5	0.95		Convergence criterion (GCONV=1E-8) satisfied.	0.06	15.28	0.000		Algorithm converged.	-0.015	0.014	0.95		Algorithm converged.	0.06	15.06	0.9704		1.05		Algorithm converged.	0.07	16.72
	4-5	112	22.6	0	0.0	125	25.1	2	1.6		*	Quasi-complete separation of data points detected.				*	WARNING: The relative Hessian convergence criterion of 10.206215767 is greater than the limit of 0.0001. The convergence is questionable.			0.00		Algorithm converged.	0.00	NE	0.9999		>999.99		Algorithm converged.	0.00	NE

Includes treatment-emergent AEs during AE reporting period only, which is defined as new or worsening AE from the first dose of any study drug through 90 days after the last dose of any study drug or prior to NALT, whichever is earlier.
Test for interaction based on RR (Log-binomial regression)
* indicates convergence problem. Result is uninterpretable.
Clinical cut-off: 15JUN2022

Program: root/clinical_studies/RO5541077/CDPT7884/GO39942/data_analysis/ACE_FINAL_OS/prod/program/t_ae_raw.sas
Output: root/clinical_studies/RO5541077/CDPT7884/GO39942/data_analysis/ACE_FINAL_OS/prod/output/t_ae_raw_sg2_DILI_SE_POOLED_15JUN2022_39942.xls
08FEB2023 15:06

POPLATION: Global and China Extension Population, Safety-Evaluable Population
ENDPOINT: DILI (potential drug-induced liver injury) Grade 3-5
MODEL: Unstratified analysis
STUDY: GO39942
Dichotomous Analysis by Subgroups (Safety)

		Polatuzumab Vedotin + R-CHP (N=495)				R-CHOP (N=498)				Polatuzumab Vedotin + R-CHP vs. R-CHOP																	R-CHOP vs. Polatuzumab Vedotin + R-CHP				
		Patients		Patients with Event		Patients		Patients with Event		Odds Ratio					Absolute Risk Difference					Relative Risk							Relative Risk				
Name	Level	n	%	n	%	n	%	n	%	Odds Ratio		Convergence Reason	95% Lower CL	95% Upper CL	Absolute Risk		Convergence Reason	95% Lower CL	95% Upper CL	Relative Risk		Convergence Reason	95% Lower CL	95% Upper CL	p-value (Wald)	Interaction Test p-value (likelihood ratio)	Relative Risk		Convergence Reason	95% Lower CL	95% Upper CL
All	n/a	495	100.0	1	0.2	498	100.0	2	0.4	0.50		Convergence criterion (GCONV=1E-8) satisfied.	0.05	5.55	-0.002		Algorithm converged.	-0.009	0.005	0.50		Algorithm converged.	0.05	5.53	0.5743		1.99		Algorithm converged.	0.18	21.85
Sex	Male	265	53.5	1	0.4	269	54.0	2	0.7	0.51		Convergence criterion (GCONV=1E-8) satisfied.	0.05	5.61	-0.004		Algorithm converged.	-0.016	0.009	0.51		Algorithm converged.	0.05	5.56	0.5788	1.0000	1.97		Algorithm converged.	0.18	21.60
	Female	230	46.5	0	0.0	229	46.0	0	0.0	NE			NE	NE	NE		NE	NE	NE	NE		NE	NE	NE	NE		NE		NE	NE	NE
Age	<= 60	167	33.7	0	0.0	157	31.5	1	0.6		*	Quasi-complete separation of data points detected.				*	WARNING: The relative Hessian convergence criterion of 22.107627762 is greater than the limit of 0.0001. The convergence is questionable.			0.00		Algorithm converged.	0.00	NE	0.9999	0.2905	>999.99		Algorithm converged.	0.00	NE
	> 60	328	66.3	1	0.3	341	68.5	1	0.3	1.04		Convergence criterion (GCONV=1E-8) satisfied.	0.06	16.69	0.000		Algorithm converged.	-0.008	0.008	1.04		Algorithm converged.	0.07	16.55	0.9780		0.96		Algorithm converged.	0.06	15.31
Geographic region	Western Europe/United States/Canada/Australia	298	60.2	0	0.0	300	60.2	0	0.0	NE			NE	NE	NE		NE	NE	NE	NE		NE	NE	NE	NE	NE	NE		NE	NE	NE
	Asia	140	28.3	1	0.7	139	27.9	1	0.7	0.99		Convergence criterion (GCONV=1E-8) satisfied.	0.06	16.03	0.000		Algorithm converged.	-0.020	0.020	0.99		Algorithm converged.	0.06	15.72	0.9959		1.01		Algorithm converged.	0.06	15.94
	Rest of World	57	11.5	0	0.0	59	11.8	1	1.7		*	Quasi-complete separation of data points detected.				*	WARNING: The relative Hessian convergence criterion of 10.540168601 is greater than the limit of 0.0001. The convergence is questionable.			0.00		Algorithm converged.	0.00	NE	0.9999		>999.99		Algorithm converged.	0.00	NE
IPI score at Screening	1-2	187	37.8	0	0.0	187	37.6	0	0.0	NE			NE	NE	NE		NE	NE	NE	NE		NE	NE	NE	NE	NE	NE		NE	NE	NE
	3	196	39.6	1	0.5	186	37.3	0	0.0		*	Quasi-complete separation of data points detected.				*	ERROR: The mean parameter is either invalid or at a limit of its range for some observations.			NE		Algorithm converged.	NE	NE	NE		NE		Algorithm converged.	NE	NE
	4-5	112	22.6	0	0.0	125	25.1	2	1.6		*	Quasi-complete separation of data points detected.				*	WARNING: The relative Hessian convergence criterion of 10.206215767 is greater than the limit of 0.0001. The convergence is questionable.			0.00		Algorithm converged.	0.00	NE	0.9999		>999.99		Algorithm converged.	0.00	NE

Includes treatment-emergent AEs during AE reporting period only, which is defined as new or worsening AE from the first dose of any study drug through 90 days after the last dose of any study drug or prior to NALT, whichever is earlier.
Test for interaction based on RR (Log-binomial regression)
* indicates convergence problem. Result is uninterpretable.
Clinical cut-off: 15JUN2022

Program: root/clinical_studies/RO5541077/CDPT7884/GO39942/data_analysis/ACE_FINAL_OS/prod/program/t_ae_raw.sas
Output: root/clinical_studies/RO5541077/CDPT7884/GO39942/data_analysis/ACE_FINAL_OS/prod/output/t_ae_raw_sg2_DILIGR35_SE_POOLED_15JUN2022_39942.xls
08FEB2023 15:08

POPLATION: Global and China Extension Population, Safety-Evaluable Population
ENDPOINT: Serious DILI (potential drug-induced liver injury)
MODEL: Unstratified analysis
STUDY: GO39942
Dichotomous Analysis by Subgroups (Safety)

		Polatuzumab Vedotin + R-CHP (N=495)				R-CHOP (N=498)				Polatuzumab Vedotin + R-CHP vs. R-CHOP																	R-CHOP vs. Polatuzumab Vedotin + R-CHP				
		Patients		Patients with Event		Patients		Patients with Event		Odds Ratio					Absolute Risk Difference					Relative Risk							Relative Risk				
Name	Level	n	%	n	%	n	%	n	%	Odds Ratio		Convergence Reason	95% Lower CL	95% Upper CL	Absolute Risk		Convergence Reason	95% Lower CL	95% Upper CL	Relative Risk		Convergence Reason	95% Lower CL	95% Upper CL	p-value (Wald)	Interaction Test p-value (likelihood ratio)	Relative Risk		Convergence Reason	95% Lower CL	95% Upper CL
All	n/a	495	100.0	0	0	498	100.0	2	0.4		*	Quasi-complete separation of data points detected.				*	WARNING: Negative of Hessian not positive definite.			0.00		Algorithm converged.	0.00	NE	0.9999		>999.99		Algorithm converged.	0.00	NE
Sex	Male	265	53.5	0	0	269	54.0	2	0.7		*	Quasi-complete separation of data points detected.				*	ERROR: The mean parameter is either invalid or at a limit of its range for some observations.			0.00		Algorithm converged.	0.00	NE	0.9999	NE	>999.99		Algorithm converged.	0.00	NE
	Female	230	46.5	0	0	229	46.0	0	0.0	NE			NE	NE	NE		NE	NE	NE	NE		NE	NE	NE	NE		NE		NE	NE	NE
Age	<= 60	167	33.7	0	0	157	31.5	1	0.6		*	Quasi-complete separation of data points detected.				*	WARNING: The relative Hessian convergence criterion of 22.107627839 is greater than the limit of 0.0001. The convergence is questionable.			0.00		Algorithm converged.	0.00	NE	0.9999	1.0000	>999.99		Algorithm converged.	0.00	NE
	> 60	328	66.3	0	0	341	68.5	1	0.3		*	Quasi-complete separation of data points detected.				*	ERROR: The mean parameter is either invalid or at a limit of its range for some observations.			0.00		Algorithm converged.	0.00	NE	0.9999		>999.99		Algorithm converged.	0.00	NE
Geographic region	Western Europe/United States/Canada/Australia	298	60.2	0	0	300	60.2	0	0.0	NE			NE	NE	NE		NE	NE	NE	NE		NE	NE	NE	NE	NE	NE		NE	NE	NE
	Asia	140	28.3	0	0	139	27.9	1	0.7		*	Quasi-complete separation of data points detected.				*	WARNING: The relative Hessian convergence criterion of 19.480043228 is greater than the limit of 0.0001. The convergence is questionable.			0.00		Algorithm converged.	0.00	NE	0.9999		>999.99		Algorithm converged.	0.00	NE
	Rest of World	57	11.5	0	0	59	11.8	1	1.7		*	Quasi-complete separation of data points detected.				*	WARNING: The relative Hessian convergence criterion of 10.540168601 is greater than the limit of 0.0001. The convergence is questionable.			0.00		Algorithm converged.	0.00	NE	0.9999		>999.99		Algorithm converged.	0.00	NE
IPI score at Screening	1-2	187	37.8	0	0	187	37.6	0	0.0	NE			NE	NE	NE		NE	NE	NE	NE		NE	NE	NE	NE	NE	NE		NE	NE	NE
	3	196	39.6	0	0	186	37.3	1	0.5		*	Quasi-complete separation of data points detected.				*	ERROR: Error in computing the link function, its derivatives, or the variance function.			0.00		Algorithm converged.	0.00	NE	1.0000		>999.99		Algorithm converged.	0.00	NE
	4-5	112	22.6	0	0	125	25.1	1	0.8		*	Quasi-complete separation of data points detected.				*	WARNING: The relative Hessian convergence criterion of 16.316112867 is greater than the limit of 0.0001. The convergence is questionable.			0.00		Algorithm converged.	0.00	NE	0.9999		>999.99		Algorithm converged.	0.00	NE

Includes treatment-emergent AEs during AE reporting period only, which is defined as new or worsening AE from the first dose of any study drug through 90 days after the last dose of any study drug or prior to NALT, whichever is earlier.
Test for interaction based on RR (Log-binomial regression)
* indicates convergence problem. Result is uninterpretable.
Clinical cut-off: 15JUN2022

Program: root/clinical_studies/RO5541077/CDPT7884/GO39942/data_analysis/ACE_FINAL_OS/prod/program/t_ae_raw.sas
Output: root/clinical_studies/RO5541077/CDPT7884/GO39942/data_analysis/ACE_FINAL_OS/prod/output/t_ae_raw_sg2_DILIS_SE_POOLED_15JUN2022_39942.xls
08FEB2023 15:09

POPULATION: Global and China Extension Population, Safety-Evaluable Population
ENDPOINT: Hepatic Toxicity
MODEL: Unstratified analysis
STUDY: GO39942
Dichotomous Analysis by Subgroups (Safety)

		Polatuzumab Vedotin + R-CHP (N=495)				R-CHOP (N=498)				Polatuzumab Vedotin + R-CHP vs. R-CHOP																		R-CHOP vs. Polatuzumab Vedotin + R-CHP				
		Patients		Patients with Event		Patients		Patients with Event		Odds Ratio					Absolute Risk Difference					Relative Risk								Relative Risk				
Name	Level	n	%	n	%	n	%	n	%	Odds Ratio		Convergence Reason	95% Lower CL	95% Upper CL	Absolute Risk		Convergence Reason	95% Lower CL	95% Upper CL	Relative Risk		Convergence Reason	95% Lower CL	95% Upper CL	p-value (Wald)	Interaction Test p-value (likelihood ratio)	Relative Risk		Convergence Reason	95% Lower CL	95% Upper CL
All	n/a	495	100.0	74	14.9	498	100.0	54	10.8	1.45		Convergence criterion (GCONV=1E-8) satisfied.	0.99	2.10	0.041		Algorithm converged.	-0.001	0.083	1.38		Algorithm converged.	0.99	1.91	0.0550		0.73		Algorithm converged.	0.52	1.01
Sex	Male	265	53.5	33	12.5	269	54.0	28	10.4	1.22		Convergence criterion (GCONV=1E-8) satisfied.	0.72	2.09	0.020		Algorithm converged.	-0.034	0.074	1.20		Algorithm converged.	0.74	1.92	0.4586	0.4174	0.84		Algorithm converged.	0.52	1.34
	Female	230	46.5	41	17.8	229	46.0	26	11.4	1.69		Convergence criterion (GCONV=1E-8) satisfied.	1.00	2.88	0.065		Algorithm converged.	0.000	0.129	1.57		Algorithm converged.	1.00	2.48	0.0525		0.64		Algorithm converged.	0.40	1.00
Age	<= 60	167	33.7	32	19.2	157	31.5	30	19.1	1.00		Convergence criterion (GCONV=1E-8) satisfied.	0.58	1.75	0.001		Algorithm converged.	-0.085	0.086	1.00		Algorithm converged.	0.64	1.57	0.9903	0.0732	1.00		Algorithm converged.	0.64	1.56
	> 60	328	66.3	42	12.8	341	68.5	24	7.0	1.94		Convergence criterion (GCONV=1E-8) satisfied.	1.15	3.28	0.058		Algorithm converged.	0.012	0.103	1.82		Algorithm converged.	1.13	2.93	0.0141		0.55		Algorithm converged.	0.34	0.89
Geographic region	Western Europe/United States/Canada/Australia	298	60.2	21	7.0	300	60.2	19	6.3	1.12		Convergence criterion (GCONV=1E-8) satisfied.	0.59	2.13	0.007		Algorithm converged.	-0.033	0.047	1.11		Algorithm converged.	0.61	2.03	0.7270	0.2195	0.90		Algorithm converged.	0.49	1.64
	Asia	140	28.3	45	32.1	139	27.9	33	23.7	1.52		Convergence criterion (GCONV=1E-8) satisfied.	0.90	2.58	0.084		Algorithm converged.	-0.021	0.189	1.35		Algorithm converged.	0.92	1.99	0.1210		0.74		Algorithm converged.	0.50	1.08
	Rest of World	57	11.5	8	14.0	59	11.8	2	3.4	4.65		Convergence criterion (GCONV=1E-8) satisfied.	0.94	22.95	0.106		Algorithm converged.	0.005	0.208	4.14		Algorithm converged.	0.92	18.67	0.0645		0.24		Algorithm converged.	0.05	1.09
IPI score at Screening	1-2	187	37.8	25	13.4	187	37.6	19	10.2	1.36		Convergence criterion (GCONV=1E-8) satisfied.	0.72	2.57	0.032		Algorithm converged.	-0.033	0.097	1.32		Algorithm converged.	0.75	2.31	0.3377	0.9845	0.76		Algorithm converged.	0.43	1.33
	3	196	39.6	34	17.3	186	37.3	23	12.4	1.49		Convergence criterion (GCONV=1E-8) satisfied.	0.84	2.64	0.050		Algorithm converged.	-0.021	0.121	1.40		Algorithm converged.	0.86	2.29	0.1754		0.71		Algorithm converged.	0.44	1.16
	4-5	112	22.6	15	13.4	125	25.1	12	9.6	1.46		Convergence criterion (GCONV=1E-8) satisfied.	0.65	3.26	0.038		Algorithm converged.	-0.044	0.119	1.40		Algorithm converged.	0.68	2.85	0.3614		0.72		Algorithm converged.	0.35	1.47

Includes treatment-emergent AEs during AE reporting period only, which is defined as new or worsening AE from the first dose of any study drug through 90 days after the last dose of any study drug or prior to NALT, whichever is earlier.
Test for interaction based on RR (Log-binomial regression)
* indicates convergence problem. Result is uninterpretable.
Clinical cut-off: 15JUN2022

Program: root/clinical_studies/RO5541077/CDPT7884/GO39942/data_analysis/ACE_FINAL_OS/prod/program/t_ae_raw.sas
Output: root/clinical_studies/RO5541077/CDPT7884/GO39942/data_analysis/ACE_FINAL_OS/prod/output/t_ae_raw_sg2_HEPT_SE_POOLED_15JUN2022_39942.xls
08FEB2023 15:33

POPULATION: Global and China Extension Population, Safety-Evaluable Population
ENDPOINT: Hepatic Toxicity Grade 3-5
MODEL: Unstratified analysis
STUDY: GO39942
Dichotomous Analysis by Subgroups (Safety)

		Polatuzumab Vedotin + R-CHP (N=495)				R-CHOP (N=498)				Polatuzumab Vedotin + R-CHP vs. R-CHOP																	R-CHOP vs. Polatuzumab Vedotin + R-CHP				
		Patients		Patients with Event		Patients		Patients with Event		Odds Ratio					Absolute Risk Difference					Relative Risk							Relative Risk				
Name	Level	n	%	n	%	n	%	n	%	Odds Ratio		Convergence Reason	95% Lower CL	95% Upper CL	Absolute Risk		Convergence Reason	95% Lower CL	95% Upper CL	Relative Risk		Convergence Reason	95% Lower CL	95% Upper CL	p-value (Wald)	Interaction Test p-value (likelihood ratio)	Relative Risk		Convergence Reason	95% Lower CL	95% Upper CL
All	n/a	495	100.0	8	1.6	498	100.0	5	1.0	1.62		Convergence criterion (GCONV=1E-8) satisfied.	0.53	4.99	0.006		Algorithm converged.	-0.008	0.020	1.61		Algorithm converged.	0.53	4.89	0.4008		0.62		Algorithm converged.	0.20	1.89
Sex	Male	265	53.5	4	1.5	269	54.0	1	0.4	4.11		Convergence criterion (GCONV=1E-8) satisfied.	0.46	36.99	0.011		Algorithm converged.	-0.005	0.028	4.06		Algorithm converged.	0.46	36.09	0.2087	0.2580	0.25		Algorithm converged.	0.03	2.19
	Female	230	46.5	4	1.7	229	46.0	4	1.7	1.00		Convergence criterion (GCONV=1E-8) satisfied.	0.25	4.03	0.000		Algorithm converged.	-0.024	0.024	1.00		Algorithm converged.	0.25	3.93	0.9950		1.00		Algorithm converged.	0.25	3.97
Age	<= 60	167	33.7	5	3.0	157	31.5	3	1.9	1.58		Convergence criterion (GCONV=1E-8) satisfied.	0.37	6.74	0.011		Algorithm converged.	-0.023	0.044	1.57		Algorithm converged.	0.38	6.45	0.5338	0.9967	0.64		Algorithm converged.	0.16	2.63
	> 60	328	66.3	3	0.9	341	68.5	2	0.6	1.56		Convergence criterion (GCONV=1E-8) satisfied.	0.26	9.42	0.003		Algorithm converged.	-0.010	0.016	1.56		Algorithm converged.	0.26	9.27	0.6252		0.64		Algorithm converged.	0.11	3.81
Geographic region	Western Europe/United States/Canada/Australia	298	60.2	4	1.3	300	60.2	1	0.3	4.07		Convergence criterion (GCONV=1E-8) satisfied.	0.45	36.61	0.010		Algorithm converged.	-0.005	0.025	4.03		Algorithm converged.	0.45	35.82	0.2116	0.4156	0.25		Algorithm converged.	0.03	2.21
	Asia	140	28.3	3	2.1	139	27.9	2	1.4	1.50		Convergence criterion (GCONV=1E-8) satisfied.	0.25	9.12	0.007		Algorithm converged.	-0.024	0.038	1.49		Algorithm converged.	0.25	8.78	0.6599		0.67		Algorithm converged.	0.11	3.96
	Rest of World	57	11.5	1	1.8	59	11.8	2	3.4	0.51		Convergence criterion (GCONV=1E-8) satisfied.	0.04	5.77	-0.016		Algorithm converged.	-0.074	0.041	0.52		Algorithm converged.	0.05	5.55	0.5864		1.93		Algorithm converged.	0.18	20.73
IPI score at Screening	1-2	187	37.8	2	1.1	187	37.6	0	0.0		*	Quasi-complete separation of data points detected.				*	ERROR: Error in computing the link function, its derivatives, or the variance function.			NE		Algorithm converged.	NE	NE	NE	0.3071	NE		Algorithm converged.	NE	NE
	3	196	39.6	3	1.5	186	37.3	3	1.6	0.95		Convergence criterion (GCONV=1E-8) satisfied.	0.19	4.76	-0.001		Algorithm converged.	-0.026	0.024	0.95		Algorithm converged.	0.19	4.64	0.9485		1.05		Algorithm converged.	0.22	5.16
	4-5	112	22.6	3	2.7	125	25.1	2	1.6	1.69		Convergence criterion (GCONV=1E-8) satisfied.	0.28	10.32	0.011		Algorithm converged.	-0.026	0.048	1.67		Algorithm converged.	0.28	9.84	0.5685		0.60		Algorithm converged.	0.10	3.51

Includes treatment-emergent AEs during AE reporting period only, which is defined as new or worsening AE from the first dose of any study drug through 90 days after the last dose of any study drug or prior to NALT, whichever is earlier.
Test for interaction based on RR (Log-binomial regression)
* indicates convergence problem. Result is uninterpretable.
Clinical cut-off: 15JUN2022

Program: root/clinical_studies/RO5541077/CDPT7884/GO39942/data_analysis/ACE_FINAL_OS/prod/program/t_ae_raw.sas
Output: root/clinical_studies/RO5541077/CDPT7884/GO39942/data_analysis/ACE_FINAL_OS/prod/output/t_ae_raw_sg2_HEPTGR35_SE_POOLED_15JUN2022_39942.xls
08FEB2023 15:35

POPLATION: Global and China Extension Population, Safety-Evaluable Population
ENDPOINT: Serious Hepatic Toxicity
MODEL: Unstratified analysis
STUDY: GO39942
Dichotomous Analysis by Subgroups (Safety)

		Polatuzumab Vedotin + R-CHP (N=495)				R-CHOP (N=498)				Polatuzumab Vedotin + R-CHP vs. R-CHOP																	R-CHOP vs. Polatuzumab Vedotin + R-CHP				
		Patients		Patients with Event		Patients		Patients with Event		Odds Ratio					Absolute Risk Difference					Relative Risk							Relative Risk				
Name	Level	n	%	n	%	n	%	n	%	Odds Ratio		Convergence Reason	95% Lower CL	95% Upper CL	Absolute Risk		Convergence Reason	95% Lower CL	95% Upper CL	Relative Risk		Convergence Reason	95% Lower CL	95% Upper CL	p-value (Wald)	Interaction Test p-value (likelihood ratio)	Relative Risk		Convergence Reason	95% Lower CL	95% Upper CL
All	n/a	495	100.0	1	0.2	498	100.0	1	0.2	1.01		Convergence criterion (GCONV=1E-8) satisfied.	0.06	16.13	0.000		Algorithm converged.	-0.006	0.006	1.01		Algorithm converged.	0.06	16.04	0.9966		0.99		Algorithm converged.	0.06	15.85
Sex	Male	265	53.5	1	0.4	269	54.0	1	0.4	1.02		Convergence criterion (GCONV=1E-8) satisfied.	0.06	16.31	0.000		Algorithm converged.	-0.010	0.010	1.02		Algorithm converged.	0.06	16.14	0.9915	1.0000	0.99		Algorithm converged.	0.06	15.67
	Female	230	46.5	0	0.0	229	46.0	0	0.0	NE			NE	NE	NE		NE	NE	NE	NE		NE	NE	NE	NE		NE		NE	NE	NE
Age	<= 60	167	33.7	1	0.6	157	31.5	1	0.6	0.94		Convergence criterion (GCONV=1E-8) satisfied.	0.06	15.15	0.000		Algorithm converged.	-0.017	0.017	0.94		Algorithm converged.	0.06	14.90	0.9651	1.0000	1.06		Algorithm converged.	0.07	16.86
	> 60	328	66.3	0	0.0	341	68.5	0	0.0	NE			NE	NE	NE		NE	NE	NE	NE		NE	NE	NE	NE		NE		NE	NE	NE
Geographic region	Western Europe/United States/Canada/Australia	298	60.2	1	0.3	300	60.2	0	0.0		*	Quasi-complete separation of data points detected.				*	WARNING: The relative Hessian convergence criterion of 44.806790292 is greater than the limit of 0.0001. The convergence is questionable.			NE		Algorithm converged.	NE	NE	NE	NE	NE		Algorithm converged.	NE	NE
	Asia	140	28.3	0	0.0	139	27.9	1	0.7		*	Quasi-complete separation of data points detected.				*	WARNING: The relative Hessian convergence criterion of 19.480043228 is greater than the limit of 0.0001. The convergence is questionable.			0.00		Algorithm converged.	0.00	NE	0.9999		>999.99		Algorithm converged.	0.00	NE
	Rest of World	57	11.5	0	0.0	59	11.8	0	0.0	NE			NE	NE	NE		NE	NE	NE	NE		NE	NE	NE	NE		NE		NE	NE	NE
IPI score at Screening	1-2	187	37.8	0	0.0	187	37.6	0	0.0	NE			NE	NE	NE		NE	NE	NE	NE		NE	NE	NE	NE	NE	NE		NE	NE	NE
	3	196	39.6	1	0.5	186	37.3	1	0.5	0.95		Convergence criterion (GCONV=1E-8) satisfied.	0.06	15.28	0.000		Algorithm converged.	-0.015	0.014	0.95		Algorithm converged.	0.06	15.06	0.9704		1.05		Algorithm converged.	0.07	16.72
	4-5	112	22.6	0	0.0	125	25.1	0	0.0	NE			NE	NE	NE		NE	NE	NE	NE		NE	NE	NE	NE		NE		NE	NE	NE

Includes treatment-emergent AEs during AE reporting period only, which is defined as new or worsening AE from the first dose of any study drug through 90 days after the last dose of any study drug or prior to NALT, whichever is earlier.
Test for interaction based on RR (Log-binomial regression)
* indicates convergence problem. Result is uninterpretable.
Clinical cut-off: 15JUN2022

Program: root/clinical_studies/RO5541077/CDPT7884/GO39942/data_analysis/ACE_FINAL_OS/prod/program/t_ae_raw.sas
Output: root/clinical_studies/RO5541077/CDPT7884/GO39942/data_analysis/ACE_FINAL_OS/prod/output/t_ae_raw_sg2_HEPTS_SE_POOLED_15JUN2022_39942.xls
08FEB2023 15:37

POPULATION: Global and China Extension Population, Safety-Evaluable Population
ENDPOINT: Infections
MODEL: Unstratified analysis
STUDY: GO39942
Dichotomous Analysis by Subgroups (Safety)

		Polatuzumab Vedotin + R-CHP (N=495)				R-CHOP (N=498)				Polatuzumab Vedotin + R-CHP vs. R-CHOP				
		Patients		Patients with Event		Patients		Patients with Event		Odds Ratio				
Name	Level	n	%	n	%	n	%	n	%	Odds Ratio		Convergence Reason	95% Lower CL	95% Upper CL
All	n/a	495	100.0	237	47.9	498	100.0	218	43.8	1.18		Convergence criterion (GCONV=1E-8) satisfied.	0.92	1.51
Sex	Male	265	53.5	114	43.0	269	54.0	109	40.5	1.11		Convergence criterion (GCONV=1E-8) satisfied.	0.79	1.56
	Female	230	46.5	123	53.5	229	46.0	109	47.6	1.27		Convergence criterion (GCONV=1E-8) satisfied.	0.88	1.83
Age	<= 60	167	33.7	72	43.1	157	31.5	75	47.8	0.83		Convergence criterion (GCONV=1E-8) satisfied.	0.53	1.28
	> 60	328	66.3	165	50.3	341	68.5	143	41.9	1.40		Convergence criterion (GCONV=1E-8) satisfied.	1.03	1.90
Geographic region	Western Europe/United States/Canada/Australia	298	60.2	151	50.7	300	60.2	127	42.3	1.40		Convergence criterion (GCONV=1E-8) satisfied.	1.01	1.93
	Asia	140	28.3	58	41.4	139	27.9	67	48.2	0.76		Convergence criterion (GCONV=1E-8) satisfied.	0.47	1.22
	Rest of World	57	11.5	28	49.1	59	11.8	24	40.7	1.41		Convergence criterion (GCONV=1E-8) satisfied.	0.68	2.93
IPI score at Screening	1-2	187	37.8	88	47.1	187	37.6	79	42.2	1.22		Convergence criterion (GCONV=1E-8) satisfied.	0.81	1.83
	3	196	39.6	87	44.4	186	37.3	89	47.8	0.87		Convergence criterion (GCONV=1E-8) satisfied.	0.58	1.30
	4-5	112	22.6	62	55.4	125	25.1	50	40.0	1.86		Convergence criterion (GCONV=1E-8) satisfied.	1.11	3.12

		Polatuzumab Vedotin + R-CHP vs. R-CHOP												R-CHOP vs. Polatuzumab Vedotin + R-CHP				
		Absolute Risk Difference					Relative Risk							Relative Risk				
Name	Level	Absolute Risk		Convergence Reason	95% Lower CL	95% Upper CL	Relative Risk		Convergence Reason	95% Lower CL	95% Upper CL	p-value (Wald)	Interaction Test p-value (likelihood ratio)	Relative Risk		Convergence Reason	95% Lower CL	95% Upper CL
All	n/a	0.041		Algorithm converged.	-0.021	0.103	1.09		Algorithm converged.	0.96	1.25	0.1949		0.91		Algorithm converged.	0.80	1.05
Sex	Male	0.025		Algorithm converged.	-0.059	0.109	1.06		Algorithm converged.	0.87	1.30	0.5584	0.6814	0.94		Algorithm converged.	0.77	1.15
	Female	0.059		Algorithm converged.	-0.033	0.150	1.12		Algorithm converged.	0.94	1.35	0.2088		0.89		Algorithm converged.	0.74	1.07
Age	<= 60	-0.047		Algorithm converged.	-0.155	0.062	0.90		Algorithm converged.	0.71	1.15	0.4002	0.0547	1.11		Algorithm converged.	0.87	1.41
	> 60	0.084		Algorithm converged.	0.008	0.159	1.20		Algorithm converged.	1.02	1.41	0.0305		0.83		Algorithm converged.	0.71	0.98
Geographic region	Western Europe/United States/Canada/Australia	0.083		Algorithm converged.	0.004	0.163	1.20		Algorithm converged.	1.01	1.42	0.0419	0.1025	0.84		Algorithm converged.	0.70	0.99
	Asia	-0.068		Algorithm converged.	-0.184	0.049	0.86		Algorithm converged.	0.66	1.12	0.2568		1.16		Algorithm converged.	0.90	1.51
	Rest of World	0.084		Algorithm converged.	-0.096	0.265	1.21		Algorithm converged.	0.80	1.81	0.3624		0.83		Algorithm converged.	0.55	1.24
IPI score at Screening	1-2	0.048		Algorithm converged.	-0.053	0.149	1.11		Algorithm converged.	0.89	1.40	0.3500	0.0753	0.90		Algorithm converged.	0.72	1.13
	3	-0.035		Algorithm converged.	-0.135	0.065	0.93		Algorithm converged.	0.75	1.15	0.4975		1.08		Algorithm converged.	0.87	1.34
	4-5	0.154		Algorithm converged.	0.028	0.279	1.38		Algorithm converged.	1.05	1.82	0.0190		0.72		Algorithm converged.	0.55	0.95

Includes treatment-emergent AEs during AE reporting period only, which is defined as new or worsening AE from the first dose of any study drug through 90 days after the last dose of any study drug or prior to NALT, whichever is earlier.
Test for interaction based on RR (Log-binomial regression)
* indicates convergence problem. Result is uninterpretable.
Clinical cut-off: 15JUN2022

Program: root/clinical_studies/RO5541077/CDPT7884/GO39942/data_analysis/ACE_FINAL_OS/prod/program/t_ae_raw.sas
Output: root/clinical_studies/RO5541077/CDPT7884/GO39942/data_analysis/ACE_FINAL_OS/prod/output/t_ae_raw_sg2_INF_SE_POOLED_15JUN2022_39942.xls
08FEB2023 15:28

POPULATION: Global and China Extension Population, Safety-Evaluable Population
ENDPOINT: Infections Grade 3-5
MODEL: Unstratified analysis
STUDY: GO39942
Dichotomous Analysis by Subgroups (Safety)

		Polatuzumab Vedotin + R-CHP (N=495)				R-CHOP (N=498)				Polatuzumab Vedotin + R-CHP vs. R-CHOP																	R-CHOP vs. Polatuzumab Vedotin + R-CHP				
		Patients		Patients with Event		Patients		Patients with Event		Odds Ratio					Absolute Risk Difference					Relative Risk							Relative Risk				
Name	Level	n	%	n	%	n	%	n	%	Odds Ratio		Convergence Reason	95% Lower CL	95% Upper CL	Absolute Risk		Convergence Reason	95% Lower CL	95% Upper CL	Relative Risk		Convergence Reason	95% Lower CL	95% Upper CL	p-value (Wald)	Interaction Test p-value (likelihood ratio)	Relative Risk		Convergence Reason	95% Lower CL	95% Upper CL
All	n/a	495	100.0	76	15.4	498	100.0	66	13.3	1.19		Convergence criterion (GCONV=1E-8) satisfied.	0.83	1.70	0.021		Algorithm converged.	-0.023	0.065	1.16		Algorithm converged.	0.85	1.57	0.3451		0.86		Algorithm converged.	0.64	1.17
Sex	Male	265	53.5	46	17.4	269	54.0	39	14.5	1.24		Convergence criterion (GCONV=1E-8) satisfied.	0.78	1.97	0.029		Algorithm converged.	-0.033	0.091	1.20		Algorithm converged.	0.81	1.77	0.3673	0.8041	0.84		Algorithm converged.	0.56	1.24
	Female	230	46.5	30	13.0	229	46.0	27	11.8	1.12		Convergence criterion (GCONV=1E-8) satisfied.	0.64	1.96	0.013		Algorithm converged.	-0.048	0.073	1.11		Algorithm converged.	0.68	1.80	0.6842		0.90		Algorithm converged.	0.56	1.47
Age	<= 60	167	33.7	23	13.8	157	31.5	20	12.7	1.09		Convergence criterion (GCONV=1E-8) satisfied.	0.58	2.08	0.010		Algorithm converged.	-0.063	0.084	1.08		Algorithm converged.	0.62	1.89	0.7842	0.7634	0.92		Algorithm converged.	0.53	1.62
	> 60	328	66.3	53	16.2	341	68.5	46	13.5	1.24		Convergence criterion (GCONV=1E-8) satisfied.	0.81	1.90	0.027		Algorithm converged.	-0.027	0.081	1.20		Algorithm converged.	0.83	1.73	0.3320		0.83		Algorithm converged.	0.58	1.20
Geographic region	Western Europe/United States/Canada/Australia	298	60.2	51	17.1	300	60.2	34	11.3	1.62		Convergence criterion (GCONV=1E-8) satisfied.	1.01	2.58	0.058		Algorithm converged.	0.002	0.114	1.51		Algorithm converged.	1.01	2.26	0.0452	0.0907	0.66		Algorithm converged.	0.44	0.99
	Asia	140	28.3	15	10.7	139	27.9	22	15.8	0.64		Convergence criterion (GCONV=1E-8) satisfied.	0.32	1.29	-0.051		Algorithm converged.	-0.131	0.028	0.68		Algorithm converged.	0.37	1.25	0.2121		1.48		Algorithm converged.	0.80	2.73
	Rest of World	57	11.5	10	17.5	59	11.8	10	16.9	1.04		Convergence criterion (GCONV=1E-8) satisfied.	0.40	2.73	0.006		Algorithm converged.	-0.132	0.143	1.04		Algorithm converged.	0.47	2.30	0.9324		0.97		Algorithm converged.	0.44	2.14
IPI score at Screening	1-2	187	37.8	19	10.2	187	37.6	13	7.0	1.51		Convergence criterion (GCONV=1E-8) satisfied.	0.72	3.16	0.032		Algorithm converged.	-0.025	0.089	1.46		Algorithm converged.	0.74	2.87	0.2710	0.4747	0.68		Algorithm converged.	0.35	1.34
	3	196	39.6	32	16.3	186	37.3	32	17.2	0.94		Convergence criterion (GCONV=1E-8) satisfied.	0.55	1.61	-0.009		Algorithm converged.	-0.084	0.066	0.95		Algorithm converged.	0.61	1.48	0.8184		1.05		Algorithm converged.	0.67	1.65
	4-5	112	22.6	25	22.3	125	25.1	21	16.8	1.42		Convergence criterion (GCONV=1E-8) satisfied.	0.75	2.72	0.055		Algorithm converged.	-0.046	0.156	1.33		Algorithm converged.	0.79	2.24	0.2852		0.75		Algorithm converged.	0.45	1.27

Includes treatment-emergent AEs during AE reporting period only, which is defined as new or worsening AE from the first dose of any study drug through 90 days after the last dose of any study drug or prior to NALT, whichever is earlier.
Test for interaction based on RR (Log-binomial regression)
* indicates convergence problem. Result is uninterpretable.
Clinical cut-off: 15JUN2022

Program: root/clinical_studies/RO5541077/CDPT7884/GO39942/data_analysis/ACE_FINAL_OS/prod/program/t_ae_raw.sas
Output: root/clinical_studies/RO5541077/CDPT7884/GO39942/data_analysis/ACE_FINAL_OS/prod/output/t_ae_raw_sg2_INFGR35_SE_POOLED_15JUN2022_39942.xls
08FEB2023 15:30

POPULATION: Global and China Extension Population, Safety-Evaluable Population
ENDPOINT: Serious Infections
MODEL: Unstratified analysis
STUDY: GO39942
Dichotomous Analysis by Subgroups (Safety)

		Polatuzumab Vedotin + R-CHP (N=495)				R-CHOP (N=498)				Polatuzumab Vedotin + R-CHP vs. R-CHOP																	R-CHOP vs. Polatuzumab Vedotin + R-CHP				
		Patients		Patients with Event		Patients		Patients with Event		Odds Ratio					Absolute Risk Difference					Relative Risk							Relative Risk				
Name	Level	n	%	n	%	n	%	n	%	Odds Ratio		Convergence Reason	95% Lower CL	95% Upper CL	Absolute Risk		Convergence Reason	95% Lower CL	95% Upper CL	Relative Risk		Convergence Reason	95% Lower CL	95% Upper CL	p-value (Wald)	Interaction Test p-value (likelihood ratio)	Relative Risk		Convergence Reason	95% Lower CL	95% Upper CL
All	n/a	495	100.0	70	14.1	498	100.0	53	10.6	1.38		Convergence criterion (GCONV=1E-8) satisfied.	0.94	2.02	0.035		Algorithm converged.	-0.006	0.076	1.33		Algorithm converged.	0.95	1.86	0.0958		0.75		Algorithm converged.	0.54	1.05
Sex	Male	265	53.5	43	16.2	269	54.0	32	11.9	1.43		Convergence criterion (GCONV=1E-8) satisfied.	0.88	2.35	0.043		Algorithm converged.	-0.016	0.102	1.36		Algorithm converged.	0.89	2.09	0.1522	0.8564	0.73		Algorithm converged.	0.48	1.12
	Female	230	46.5	27	11.7	229	46.0	21	9.2	1.32		Convergence criterion (GCONV=1E-8) satisfied.	0.72	2.41	0.026		Algorithm converged.	-0.030	0.082	1.28		Algorithm converged.	0.75	2.20	0.3702		0.78		Algorithm converged.	0.46	1.34
Age	<= 60	167	33.7	19	11.4	157	31.5	17	10.8	1.06		Convergence criterion (GCONV=1E-8) satisfied.	0.53	2.12	0.005		Algorithm converged.	-0.063	0.074	1.05		Algorithm converged.	0.57	1.95	0.8751	0.3687	0.95		Algorithm converged.	0.51	1.76
	> 60	328	66.3	51	15.5	341	68.5	36	10.6	1.56		Convergence criterion (GCONV=1E-8) satisfied.	0.99	2.46	0.050		Algorithm converged.	-0.001	0.101	1.47		Algorithm converged.	0.99	2.19	0.0571		0.68		Algorithm converged.	0.46	1.01
Geographic region	Western Europe/United States/Canada/Australia	298	60.2	45	15.1	300	60.2	28	9.3	1.73		Convergence criterion (GCONV=1E-8) satisfied.	1.05	2.85	0.058		Algorithm converged.	0.005	0.110	1.62		Algorithm converged.	1.04	2.52	0.0336	0.2415	0.62		Algorithm converged.	0.40	0.96
	Asia	140	28.3	14	10.0	139	27.9	17	12.2	0.80		Convergence criterion (GCONV=1E-8) satisfied.	0.38	1.69	-0.022		Algorithm converged.	-0.096	0.051	0.82		Algorithm converged.	0.42	1.59	0.5543		1.22		Algorithm converged.	0.63	2.38
	Rest of World	57	11.5	11	19.3	59	11.8	8	13.6	1.52		Convergence criterion (GCONV=1E-8) satisfied.	0.56	4.12	0.057		Algorithm converged.	-0.077	0.192	1.42		Algorithm converged.	0.62	3.28	0.4073		0.70		Algorithm converged.	0.30	1.62
IPI score at Screening	1-2	187	37.8	19	10.2	187	37.6	11	5.9	1.81		Convergence criterion (GCONV=1E-8) satisfied.	0.84	3.92	0.043		Algorithm converged.	-0.012	0.098	1.73		Algorithm converged.	0.85	3.53	0.1337	0.5602	0.58		Algorithm converged.	0.28	1.18
	3	196	39.6	29	14.8	186	37.3	25	13.4	1.12		Convergence criterion (GCONV=1E-8) satisfied.	0.63	1.99	0.014		Algorithm converged.	-0.056	0.083	1.10		Algorithm converged.	0.67	1.81	0.7042		0.91		Algorithm converged.	0.55	1.49
	4-5	112	22.6	22	19.6	125	25.1	17	13.6	1.55		Convergence criterion (GCONV=1E-8) satisfied.	0.78	3.10	0.060		Algorithm converged.	-0.035	0.155	1.44		Algorithm converged.	0.81	2.58	0.2135		0.69		Algorithm converged.	0.39	1.24

Includes treatment-emergent AEs during AE reporting period only, which is defined as new or worsening AE from the first dose of any study drug through 90 days after the last dose of any study drug or prior to NALT, whichever is earlier.
Test for interaction based on RR (Log-binomial regression)
* indicates convergence problem. Result is uninterpretable.
Clinical cut-off: 15JUN2022

Program: root/clinical_studies/RO5541077/CDPT7884/GO39942/data_analysis/ACE_FINAL_OS/prod/program/t_ae_raw.sas
Output: root/clinical_studies/RO5541077/CDPT7884/GO39942/data_analysis/ACE_FINAL_OS/prod/output/t_ae_raw_sg2_INFS_SE_POOLED_15JUN2022_39942.xls
08FEB2023 15:32

POPULATION: Global and China Extension Population, Safety-Evaluable Population
ENDPOINT: Serious Infections Grade 3-5
MODEL: Unstratified analysis
STUDY: GO39942
Dichotomous Analysis by Subgroups (Safety)

		Polatuzumab Vedotin + R-CHP (N=495)				R-CHOP (N=498)				Polatuzumab Vedotin + R-CHP vs. R-CHOP																	R-CHOP vs. Polatuzumab Vedotin + R-CHP				
		Patients		Patients with Event		Patients		Patients with Event		Odds Ratio					Absolute Risk Difference					Relative Risk							Relative Risk				
Name	Level	n	%	n	%	n	%	n	%	Odds Ratio		Convergence Reason	95% Lower CL	95% Upper CL	Absolute Risk		Convergence Reason	95% Lower CL	95% Upper CL	Relative Risk		Convergence Reason	95% Lower CL	95% Upper CL	p-value (Wald)	Interaction Test p-value (likelihood ratio)	Relative Risk		Convergence Reason	95% Lower CL	95% Upper CL
All	n/a	495	100.0	64	12.9	498	100.0	51	10.2	1.30		Convergence criterion (GCONV=1E-8) satisfied.	0.88	1.92	0.027		Algorithm converged.	-0.013	0.067	1.26		Algorithm converged.	0.89	1.78	0.1870		0.79		Algorithm converged.	0.56	1.12
Sex	Male	265	53.5	40	15.1	269	54.0	31	11.5	1.36		Convergence criterion (GCONV=1E-8) satisfied.	0.83	2.26	0.036		Algorithm converged.	-0.022	0.093	1.31		Algorithm converged.	0.85	2.03	0.2264	0.8009	0.76		Algorithm converged.	0.49	1.18
	Female	230	46.5	24	10.4	229	46.0	20	8.7	1.22		Convergence criterion (GCONV=1E-8) satisfied.	0.65	2.27	0.017		Algorithm converged.	-0.037	0.071	1.19		Algorithm converged.	0.68	2.10	0.5366		0.84		Algorithm converged.	0.48	1.47
Age	<= 60	167	33.7	19	11.4	157	31.5	15	9.6	1.22		Convergence criterion (GCONV=1E-8) satisfied.	0.59	2.48	0.018		Algorithm converged.	-0.048	0.085	1.19		Algorithm converged.	0.63	2.26	0.5933	0.8222	0.84		Algorithm converged.	0.44	1.59
	> 60	328	66.3	45	13.7	341	68.5	36	10.6	1.35		Convergence criterion (GCONV=1E-8) satisfied.	0.84	2.15	0.032		Algorithm converged.	-0.018	0.081	1.30		Algorithm converged.	0.86	1.96	0.2117		0.77		Algorithm converged.	0.51	1.16
Geographic region	Western Europe/United States/Canada/Australia	298	60.2	42	14.1	300	60.2	27	9.0	1.66		Convergence criterion (GCONV=1E-8) satisfied.	0.99	2.77	0.051		Algorithm converged.	0.000	0.102	1.57		Algorithm converged.	0.99	2.47	0.0539	0.2184	0.64		Algorithm converged.	0.40	1.01
	Asia	140	28.3	13	9.3	139	27.9	17	12.2	0.73		Convergence criterion (GCONV=1E-8) satisfied.	0.34	1.58	-0.029		Algorithm converged.	-0.102	0.043	0.76		Algorithm converged.	0.38	1.50	0.4292		1.32		Algorithm converged.	0.67	2.61
	Rest of World	57	11.5	9	15.8	59	11.8	7	11.9	1.39		Convergence criterion (GCONV=1E-8) satisfied.	0.48	4.03	0.039		Algorithm converged.	-0.086	0.165	1.33		Algorithm converged.	0.53	3.33	0.5418		0.75		Algorithm converged.	0.30	1.88
IPI score at Screening	1-2	187	37.8	16	8.6	187	37.6	10	5.3	1.66		Convergence criterion (GCONV=1E-8) satisfied.	0.73	3.75	0.032		Algorithm converged.	-0.019	0.084	1.60		Algorithm converged.	0.75	3.43	0.2277	0.7227	0.63		Algorithm converged.	0.29	1.34
	3	196	39.6	28	14.3	186	37.3	24	12.9	1.12		Convergence criterion (GCONV=1E-8) satisfied.	0.63	2.02	0.014		Algorithm converged.	-0.055	0.083	1.11		Algorithm converged.	0.67	1.84	0.6939		0.90		Algorithm converged.	0.54	1.50
	4-5	112	22.6	20	17.9	125	25.1	17	13.6	1.38		Convergence criterion (GCONV=1E-8) satisfied.	0.68	2.79	0.043		Algorithm converged.	-0.050	0.136	1.31		Algorithm converged.	0.72	2.38	0.3690		0.76		Algorithm converged.	0.42	1.38

Includes treatment-emergent AEs during AE reporting period only, which is defined as new or worsening AE from the first dose of any study drug through 90 days after the last dose of any study drug or prior to NALT, whichever is earlier.
Test for interaction based on RR (Log-binomial regression)
* indicates convergence problem. Result is uninterpretable.
Clinical cut-off: 15JUN2022

Program: root/clinical_studies/RO5541077/CDPT7884/GO39942/data_analysis/ACE_FINAL_OS/prod/program/t_ae_raw.sas
Output: root/clinical_studies/RO5541077/CDPT7884/GO39942/data_analysis/ACE_FINAL_OS/prod/output/t_ae_raw_sg2_INFSGR35_SE_POOLED_15JUN2022_39942.xls
08FEB2023 15:17

POPULATION: Global and China Extension Population, Safety-Evaluable Population
ENDPOINT: Neutropenia incl. Febrile Neutropenia
MODEL: Unstratified analysis
STUDY: GO39942
Dichotomous Analysis by Subgroups (Safety)

		Polatuzumab Vedotin + R-CHP (N=495)				R-CHOP (N=498)				Polatuzumab Vedotin + R-CHP vs. R-CHOP																	R-CHOP vs. Polatuzumab Vedotin + R-CHP				
		Patients		Patients with Event		Patients		Patients with Event		Odds Ratio					Absolute Risk Difference					Relative Risk							Relative Risk				
Name	Level	n	%	n	%	n	%	n	%	Odds Ratio		Convergence Reason	95% Lower CL	95% Upper CL	Absolute Risk		Convergence Reason	95% Lower CL	95% Upper CL	Relative Risk		Convergence Reason	95% Lower CL	95% Upper CL	p-value (Wald)	Interaction Test p-value (likelihood ratio)	Relative Risk		Convergence Reason	95% Lower CL	95% Upper CL
All	n/a	495	100.0	240	48.5	498	100.0	228	45.8	1.11		Convergence criterion (GCONV=1E-8) satisfied.	0.87	1.43	0.027		Algorithm converged.	-0.035	0.089	1.06		Algorithm converged.	0.93	1.21	0.3940		0.94		Algorithm converged.	0.83	1.08
Sex	Male	265	53.5	122	46.0	269	54.0	118	43.9	1.09		Convergence criterion (GCONV=1E-8) satisfied.	0.78	1.54	0.022		Algorithm converged.	-0.063	0.106	1.05		Algorithm converged.	0.87	1.27	0.6141	0.8961	0.95		Algorithm converged.	0.79	1.15
	Female	230	46.5	118	51.3	229	46.0	110	48.0	1.14		Convergence criterion (GCONV=1E-8) satisfied.	0.79	1.64	0.033		Algorithm converged.	-0.059	0.124	1.07		Algorithm converged.	0.89	1.28	0.4840		0.94		Algorithm converged.	0.78	1.13
Age	<= 60	167	33.7	72	43.1	157	31.5	60	38.2	1.23		Convergence criterion (GCONV=1E-8) satisfied.	0.79	1.91	0.049		Algorithm converged.	-0.058	0.156	1.13		Algorithm converged.	0.87	1.47	0.3714	0.5983	0.89		Algorithm converged.	0.68	1.15
	> 60	328	66.3	168	51.2	341	68.5	168	49.3	1.08		Convergence criterion (GCONV=1E-8) satisfied.	0.80	1.46	0.020		Algorithm converged.	-0.056	0.095	1.04		Algorithm converged.	0.89	1.21	0.6135		0.96		Algorithm converged.	0.83	1.12
Geographic region	Western Europe/United States/Canada/Australia	298	60.2	116	38.9	300	60.2	116	38.7	1.01		Convergence criterion (GCONV=1E-8) satisfied.	0.73	1.40	0.003		Algorithm converged.	-0.076	0.081	1.01		Algorithm converged.	0.82	1.23	0.9481	0.7285	0.99		Algorithm converged.	0.81	1.21
	Asia	140	28.3	96	68.6	139	27.9	85	61.2	1.39		Convergence criterion (GCONV=1E-8) satisfied.	0.85	2.27	0.074		Algorithm converged.	-0.038	0.186	1.12		Algorithm converged.	0.94	1.33	0.1960		0.89		Algorithm converged.	0.75	1.06
	Rest of World	57	11.5	28	49.1	59	11.8	27	45.8	1.14		Convergence criterion (GCONV=1E-8) satisfied.	0.55	2.37	0.034		Algorithm converged.	-0.148	0.215	1.07		Algorithm converged.	0.73	1.57	0.7172		0.93		Algorithm converged.	0.63	1.37
IPI score at Screening	1-2	187	37.8	84	44.9	187	37.6	82	43.9	1.04		Convergence criterion (GCONV=1E-8) satisfied.	0.69	1.57	0.011		Algorithm converged.	-0.090	0.111	1.02		Algorithm converged.	0.82	1.29	0.8351	0.5733	0.98		Algorithm converged.	0.78	1.22
	3	196	39.6	92	46.9	186	37.3	86	46.2	1.03		Convergence criterion (GCONV=1E-8) satisfied.	0.69	1.54	0.007		Algorithm converged.	-0.093	0.107	1.02		Algorithm converged.	0.82	1.26	0.8906		0.99		Algorithm converged.	0.79	1.22
	4-5	112	22.6	64	57.1	125	25.1	60	48.0	1.44		Convergence criterion (GCONV=1E-8) satisfied.	0.86	2.41	0.091		Algorithm converged.	-0.035	0.218	1.19		Algorithm converged.	0.93	1.52	0.1595		0.84		Algorithm converged.	0.66	1.07

Includes treatment-emergent AEs during AE reporting period only, which is defined as new or worsening AE from the first dose of any study drug through 90 days after the last dose of any study drug or prior to NALT, whichever is earlier.
Test for interaction based on RR (Log-binomial regression)
* indicates convergence problem. Result is uninterpretable.
Clinical cut-off: 15JUN2022

Program: root/clinical_studies/RO5541077/CDPT7884/GO39942/data_analysis/ACE_FINAL_OS/prod/program/t_ae_raw.sas
Output: root/clinical_studies/RO5541077/CDPT7884/GO39942/data_analysis/ACE_FINAL_OS/prod/output/t_ae_raw_sg2_NEUT_SE_POOLED_15JUN2022_39942.xls
08FEB2023 15:18

POPULATION: Global and China Extension Population, Safety-Evaluable Population
ENDPOINT: Neutropenia incl. Febrile Neutropenia Grade 3-5
MODEL: Unstratified analysis
STUDY: GO39942
Dichotomous Analysis by Subgroups (Safety)

		Polatuzumab Vedotin + R-CHP (N=495)				R-CHOP (N=498)				Polatuzumab Vedotin + R-CHP vs. R-CHOP																	R-CHOP vs. Polatuzumab Vedotin + R-CHP				
		Patients		Patients with Event		Patients		Patients with Event		Odds Ratio					Absolute Risk Difference					Relative Risk							Relative Risk				
Name	Level	n	%	n	%	n	%	n	%	Odds Ratio		Convergence Reason	95% Lower CL	95% Upper CL	Absolute Risk		Convergence Reason	95% Lower CL	95% Upper CL	Relative Risk		Convergence Reason	95% Lower CL	95% Upper CL	p-value (Wald)	Interaction Test p-value (likelihood ratio)	Relative Risk		Convergence Reason	95% Lower CL	95% Upper CL
All	n/a	495	100.0	216	43.6	498	100.0	204	41.0	1.12		Convergence criterion (GCONV=1E-8) satisfied.	0.87	1.44	0.027		Algorithm converged.	-0.035	0.088	1.07		Algorithm converged.	0.92	1.23	0.3943		0.94		Algorithm converged.	0.81	1.09
Sex	Male	265	53.5	111	41.9	269	54.0	103	38.3	1.16		Convergence criterion (GCONV=1E-8) satisfied.	0.82	1.64	0.036		Algorithm converged.	-0.047	0.119	1.09		Algorithm converged.	0.89	1.35	0.3968	0.7089	0.91		Algorithm converged.	0.74	1.13
	Female	230	46.5	105	45.7	229	46.0	101	44.1	1.06		Convergence criterion (GCONV=1E-8) satisfied.	0.74	1.54	0.015		Algorithm converged.	-0.076	0.106	1.04		Algorithm converged.	0.85	1.27	0.7390		0.97		Algorithm converged.	0.79	1.18
Age	<= 60	167	33.7	60	35.9	157	31.5	54	34.4	1.07		Convergence criterion (GCONV=1E-8) satisfied.	0.68	1.69	0.015		Algorithm converged.	-0.089	0.119	1.04		Algorithm converged.	0.78	1.40	0.7728	0.8421	0.96		Algorithm converged.	0.71	1.29
	> 60	328	66.3	156	47.6	341	68.5	150	44.0	1.15		Convergence criterion (GCONV=1E-8) satisfied.	0.85	1.57	0.036		Algorithm converged.	-0.040	0.111	1.08		Algorithm converged.	0.92	1.28	0.3539		0.92		Algorithm converged.	0.78	1.09
Geographic region	Western Europe/United States/Canada/Australia	298	60.2	106	35.6	300	60.2	108	36.0	0.98		Convergence criterion (GCONV=1E-8) satisfied.	0.70	1.37	-0.004		Algorithm converged.	-0.081	0.073	0.99		Algorithm converged.	0.80	1.22	0.9128	0.3951	1.01		Algorithm converged.	0.82	1.25
	Asia	140	28.3	85	60.7	139	27.9	70	50.4	1.52		Convergence criterion (GCONV=1E-8) satisfied.	0.95	2.45	0.104		Algorithm converged.	-0.012	0.220	1.21		Algorithm converged.	0.98	1.49	0.0840		0.83		Algorithm converged.	0.67	1.03
	Rest of World	57	11.5	25	43.9	59	11.8	26	44.1	0.99		Convergence criterion (GCONV=1E-8) satisfied.	0.48	2.06	-0.002		Algorithm converged.	-0.183	0.179	1.00		Algorithm converged.	0.66	1.50	0.9820		1.00		Algorithm converged.	0.67	1.52
IPI score at Screening	1-2	187	37.8	71	38.0	187	37.6	73	39.0	0.96		Convergence criterion (GCONV=1E-8) satisfied.	0.63	1.45	-0.011		Algorithm converged.	-0.109	0.088	0.97		Algorithm converged.	0.75	1.26	0.8317	0.6259	1.03		Algorithm converged.	0.80	1.33
	3	196	39.6	85	43.4	186	37.3	73	39.2	1.19		Convergence criterion (GCONV=1E-8) satisfied.	0.79	1.78	0.041		Algorithm converged.	-0.057	0.140	1.10		Algorithm converged.	0.87	1.40	0.4148		0.90		Algorithm converged.	0.71	1.15
	4-5	112	22.6	60	53.6	125	25.1	58	46.4	1.33		Convergence criterion (GCONV=1E-8) satisfied.	0.80	2.22	0.072		Algorithm converged.	-0.055	0.199	1.15		Algorithm converged.	0.89	1.49	0.2701		0.87		Algorithm converged.	0.67	1.12

Includes treatment-emergent AEs during AE reporting period only, which is defined as new or worsening AE from the first dose of any study drug through 90 days after the last dose of any study drug or prior to NALT, whichever is earlier.
Test for interaction based on RR (Log-binomial regression)
* indicates convergence problem. Result is uninterpretable.
Clinical cut-off: 15JUN2022

Program: root/clinical_studies/RO5541077/CDPT7884/GO39942/data_analysis/ACE_FINAL_OS/prod/program/t_ae_raw.sas
Output: root/clinical_studies/RO5541077/CDPT7884/GO39942/data_analysis/ACE_FINAL_OS/prod/output/t_ae_raw_sg2_NEUTGR35_SE_POOLED_15JUN2022_39942.xls
08FEB2023 15:20

POPULATION: Global and China Extension Population, Safety-Evaluable Population
ENDPOINT: Serious Neutropenia incl. Febrile Neutropenia
MODEL: Unstratified analysis
STUDY: GO39942
Dichotomous Analysis by Subgroups (Safety)

		Polatuzumab Vedotin + R-CHP (N=495)				R-CHOP (N=498)				Polatuzumab Vedotin + R-CHP vs. R-CHOP																	R-CHOP vs. Polatuzumab Vedotin + R-CHP				
		Patients		Patients with Event		Patients		Patients with Event		Odds Ratio					Absolute Risk Difference					Relative Risk							Relative Risk				
Name	Level	n	%	n	%	n	%	n	%	Odds Ratio		Convergence Reason	95% Lower CL	95% Upper CL	Absolute Risk		Convergence Reason	95% Lower CL	95% Upper CL	Relative Risk		Convergence Reason	95% Lower CL	95% Upper CL	p-value (Wald)	Interaction Test p-value (likelihood ratio)	Relative Risk		Convergence Reason	95% Lower CL	95% Upper CL
All	n/a	495	100.0	58	11.7	498	100.0	40	8.0	1.52		Convergence criterion (GCONV=1E-8) satisfied.	0.99	2.32	0.037		Algorithm converged.	0.000	0.074	1.46		Algorithm converged.	0.99	2.14	0.0534		0.69		Algorithm converged.	0.47	1.01
Sex	Male	265	53.5	33	12.5	269	54.0	22	8.2	1.60		Convergence criterion (GCONV=1E-8) satisfied.	0.90	2.82	0.043		Algorithm converged.	-0.009	0.094	1.52		Algorithm converged.	0.91	2.54	0.1076	0.8069	0.66		Algorithm converged.	0.39	1.10
	Female	230	46.5	25	10.9	229	46.0	18	7.9	1.43		Convergence criterion (GCONV=1E-8) satisfied.	0.76	2.70	0.030		Algorithm converged.	-0.023	0.083	1.38		Algorithm converged.	0.78	2.46	0.2713		0.72		Algorithm converged.	0.41	1.29
Age	<= 60	167	33.7	15	9.0	157	31.5	10	6.4	1.45		Convergence criterion (GCONV=1E-8) satisfied.	0.63	3.33	0.026		Algorithm converged.	-0.032	0.084	1.41		Algorithm converged.	0.65	3.05	0.3816	0.9031	0.71		Algorithm converged.	0.33	1.53
	> 60	328	66.3	43	13.1	341	68.5	30	8.8	1.56		Convergence criterion (GCONV=1E-8) satisfied.	0.96	2.56	0.043		Algorithm converged.	-0.004	0.090	1.49		Algorithm converged.	0.96	2.32	0.0762		0.67		Algorithm converged.	0.43	1.04
Geographic region	Western Europe/United States/Canada/Australia	298	60.2	36	12.1	300	60.2	22	7.3	1.74		Convergence criterion (GCONV=1E-8) satisfied.	1.00	3.03	0.047		Algorithm converged.	0.000	0.095	1.65		Algorithm converged.	0.99	2.73	0.0530	0.6947	0.61		Algorithm converged.	0.37	1.01
	Asia	140	28.3	15	10.7	139	27.9	11	7.9	1.40		Convergence criterion (GCONV=1E-8) satisfied.	0.62	3.16	0.028		Algorithm converged.	-0.040	0.096	1.35		Algorithm converged.	0.64	2.84	0.4234		0.74		Algorithm converged.	0.35	1.55
	Rest of World	57	11.5	7	12.3	59	11.8	7	11.9	1.04		Convergence criterion (GCONV=1E-8) satisfied.	0.34	3.18	0.004		Algorithm converged.	-0.114	0.123	1.04		Algorithm converged.	0.39	2.76	0.9451		0.97		Algorithm converged.	0.36	2.58
IPI score at Screening	1-2	187	37.8	21	11.2	187	37.6	9	4.8	2.50		Convergence criterion (GCONV=1E-8) satisfied.	1.11	5.62	0.064		Algorithm converged.	0.009	0.119	2.33		Algorithm converged.	1.10	4.96	0.0277	0.2269	0.43		Algorithm converged.	0.20	0.91
	3	196	39.6	23	11.7	186	37.3	15	8.1	1.52		Convergence criterion (GCONV=1E-8) satisfied.	0.76	3.00	0.037		Algorithm converged.	-0.023	0.096	1.46		Algorithm converged.	0.78	2.70	0.2348		0.69		Algorithm converged.	0.37	1.28
	4-5	112	22.6	14	12.5	125	25.1	16	12.8	0.97		Convergence criterion (GCONV=1E-8) satisfied.	0.45	2.10	-0.003		Algorithm converged.	-0.088	0.082	0.98		Algorithm converged.	0.50	1.91	0.9447		1.02		Algorithm converged.	0.52	2.00

Includes treatment-emergent AEs during AE reporting period only, which is defined as new or worsening AE from the first dose of any study drug through 90 days after the last dose of any study drug or prior to NALT, whichever is earlier.
Test for interaction based on RR (Log-binomial regression)
* indicates convergence problem. Result is uninterpretable.
Clinical cut-off: 15JUN2022

Program: root/clinical_studies/RO5541077/CDPT7884/GO39942/data_analysis/ACE_FINAL_OS/prod/program/t_ae_raw.sas
Output: root/clinical_studies/RO5541077/CDPT7884/GO39942/data_analysis/ACE_FINAL_OS/prod/output/t_ae_raw_sg2_NEUTS_SE_POOLED_15JUN2022_39942.xls
08FEB2023 15:22

POPULATION: Global and China Extension Population, Safety-Evaluable Population
ENDPOINT: Peripheral Neuropathy (sensory and/or motor)
MODEL: Unstratified analysis
STUDY: GO39942
Dichotomous Analysis by Subgroups (Safety)

		Polatuzumab Vedotin + R-CHP (N=495)				R-CHOP (N=498)				Polatuzumab Vedotin + R-CHP vs. R-CHOP																	R-CHOP vs. Polatuzumab Vedotin + R-CHP				
		Patients		Patients with Event		Patients		Patients with Event		Odds Ratio					Absolute Risk Difference					Relative Risk							Relative Risk				
Name	Level	n	%	n	%	n	%	n	%	Odds Ratio		Convergence Reason	95% Lower CL	95% Upper CL	Absolute Risk		Convergence Reason	95% Lower CL	95% Upper CL	Relative Risk		Convergence Reason	95% Lower CL	95% Upper CL	p-value (Wald)	Interaction Test p-value (likelihood ratio)	Relative Risk		Convergence Reason	95% Lower CL	95% Upper CL
All	n/a	495	100.0	249	50.3	498	100.0	259	52.0	0.93		Convergence criterion (GCONV=1E-8) satisfied.	0.73	1.20	-0.017		Algorithm converged.	-0.079	0.045	0.97		Algorithm converged.	0.86	1.09	0.5911		1.03		Algorithm converged.	0.92	1.17
Sex	Male	265	53.5	144	54.3	269	54.0	137	50.9	1.15		Convergence criterion (GCONV=1E-8) satisfied.	0.82	1.61	0.034		Algorithm converged.	-0.051	0.119	1.07		Algorithm converged.	0.91	1.25	0.4303	0.0800	0.94		Algorithm converged.	0.80	1.10
	Female	230	46.5	105	45.7	229	46.0	122	53.3	0.74		Convergence criterion (GCONV=1E-8) satisfied.	0.51	1.06	-0.076		Algorithm converged.	-0.167	0.015	0.86		Algorithm converged.	0.71	1.03	0.1037		1.17		Algorithm converged.	0.97	1.41
Age	<= 60	167	33.7	75	44.9	157	31.5	92	58.6	0.58		Convergence criterion (GCONV=1E-8) satisfied.	0.37	0.89	-0.137		Algorithm converged.	-0.245	-0.029	0.77		Algorithm converged.	0.62	0.95	0.0145	0.0087	1.30		Algorithm converged.	1.05	1.62
	> 60	328	66.3	174	53.0	341	68.5	167	49.0	1.18		Convergence criterion (GCONV=1E-8) satisfied.	0.87	1.59	0.041		Algorithm converged.	-0.035	0.116	1.08		Algorithm converged.	0.93	1.26	0.2920		0.92		Algorithm converged.	0.80	1.07
Geographic region	Western Europe/United States/Canada/Australia	298	60.2	171	57.4	300	60.2	168	56.0	1.06		Convergence criterion (GCONV=1E-8) satisfied.	0.77	1.46	0.014		Algorithm converged.	-0.066	0.093	1.02		Algorithm converged.	0.89	1.18	0.7330	0.4094	0.98		Algorithm converged.	0.85	1.12
	Asia	140	28.3	63	45.0	139	27.9	71	51.1	0.78		Convergence criterion (GCONV=1E-8) satisfied.	0.49	1.25	-0.061		Algorithm converged.	-0.178	0.056	0.88		Algorithm converged.	0.69	1.13	0.3107		1.14		Algorithm converged.	0.89	1.45
	Rest of World	57	11.5	15	26.3	59	11.8	20	33.9	0.70		Convergence criterion (GCONV=1E-8) satisfied.	0.31	1.55	-0.076		Algorithm converged.	-0.242	0.090	0.78		Algorithm converged.	0.44	1.36	0.3771		1.29		Algorithm converged.	0.73	2.26
IPI score at Screening	1-2	187	37.8	96	51.3	187	37.6	99	52.9	0.94		Convergence criterion (GCONV=1E-8) satisfied.	0.62	1.41	-0.016		Algorithm converged.	-0.117	0.085	0.97		Algorithm converged.	0.80	1.18	0.7562	0.9932	1.03		Algorithm converged.	0.85	1.25
	3	196	39.6	97	49.5	186	37.3	96	51.6	0.92		Convergence criterion (GCONV=1E-8) satisfied.	0.61	1.37	-0.021		Algorithm converged.	-0.122	0.079	0.96		Algorithm converged.	0.79	1.17	0.6782		1.04		Algorithm converged.	0.86	1.27
	4-5	112	22.6	56	50.0	125	25.1	64	51.2	0.95		Convergence criterion (GCONV=1E-8) satisfied.	0.57	1.59	-0.012		Algorithm converged.	-0.139	0.115	0.98		Algorithm converged.	0.76	1.26	0.8538		1.02		Algorithm converged.	0.80	1.32

Includes treatment-emergent AEs during AE reporting period only, which is defined as new or worsening AE from the first dose of any study drug through 90 days after the last dose of any study drug or prior to NALT, whichever is earlier.
Test for interaction based on RR (Log-binomial regression)
* indicates convergence problem. Result is uninterpretable.
Clinical cut-off: 15JUN2022

Program: root/clinical_studies/RO5541077/CDPT7884/GO39942/data_analysis/ACE_FINAL_OS/prod/program/t_ae_raw.sas
Output: root/clinical_studies/RO5541077/CDPT7884/GO39942/data_analysis/ACE_FINAL_OS/prod/output/t_ae_raw_sg2_PERN_SE_POOLED_15JUN2022_39942.xls
08FEB2023 15:23

POPULATION: Global and China Extension Population, Safety-Evaluable Population
ENDPOINT: Peripheral Neuropathy (sensory and/or motor) Grade 2-5
MODEL: Unstratified analysis
STUDY: GO39942
Dichotomous Analysis by Subgroups (Safety)

		Polatuzumab Vedotin + R-CHP (N=495)				R-CHOP (N=498)				Polatuzumab Vedotin + R-CHP vs. R-CHOP																	R-CHOP vs. Polatuzumab Vedotin + R-CHP				
		Patients		Patients with Event		Patients		Patients with Event		Odds Ratio					Absolute Risk Difference					Relative Risk							Relative Risk				
Name	Level	n	%	n	%	n	%	n	%	Odds Ratio		Convergence Reason	95% Lower CL	95% Upper CL	Absolute Risk		Convergence Reason	95% Lower CL	95% Upper CL	Relative Risk		Convergence Reason	95% Lower CL	95% Upper CL	p-value (Wald)	Interaction Test p-value (likelihood ratio)	Relative Risk		Convergence Reason	95% Lower CL	95% Upper CL
All	n/a	495	100.0	63	12.7	498	100.0	77	15.5	0.80		Convergence criterion (GCONV=1E-8) satisfied.	0.56	1.14	-0.027		Algorithm converged.	-0.071	0.016	0.82		Algorithm converged.	0.60	1.12	0.2168		1.21		Algorithm converged.	0.89	1.65
Sex	Male	265	53.5	35	13.2	269	54.0	34	12.6	1.05		Convergence criterion (GCONV=1E-8) satisfied.	0.63	1.74	0.006		Algorithm converged.	-0.051	0.063	1.04		Algorithm converged.	0.67	1.62	0.8449	0.1310	0.96		Algorithm converged.	0.62	1.49
	Female	230	46.5	28	12.2	229	46.0	43	18.8	0.60		Convergence criterion (GCONV=1E-8) satisfied.	0.36	1.00	-0.066		Algorithm converged.	-0.132	0.000	0.65		Algorithm converged.	0.42	1.01	0.0532		1.54		Algorithm converged.	0.99	2.39
Age	<= 60	167	33.7	13	7.8	157	31.5	22	14.0	0.52		Convergence criterion (GCONV=1E-8) satisfied.	0.25	1.07	-0.062		Algorithm converged.	-0.130	0.006	0.56		Algorithm converged.	0.29	1.06	0.0764	0.1535	1.80		Algorithm converged.	0.94	3.45
	> 60	328	66.3	50	15.2	341	68.5	55	16.1	0.94		Convergence criterion (GCONV=1E-8) satisfied.	0.62	1.42	-0.009		Algorithm converged.	-0.064	0.046	0.95		Algorithm converged.	0.66	1.34	0.7531		1.06		Algorithm converged.	0.74	1.50
Geographic region	Western Europe/United States/Canada/Australia	298	60.2	52	17.4	300	60.2	59	19.7	0.86		Convergence criterion (GCONV=1E-8) satisfied.	0.57	1.30	-0.022		Algorithm converged.	-0.084	0.040	0.89		Algorithm converged.	0.63	1.24	0.4861	0.4307	1.13		Algorithm converged.	0.80	1.58
	Asia	140	28.3	8	5.7	139	27.9	10	7.2	0.78		Convergence criterion (GCONV=1E-8) satisfied.	0.30	2.04	-0.015		Algorithm converged.	-0.072	0.043	0.79		Algorithm converged.	0.32	1.95	0.6158		1.26		Algorithm converged.	0.51	3.10
	Rest of World	57	11.5	3	5.3	59	11.8	8	13.6	0.35		Convergence criterion (GCONV=1E-8) satisfied.	0.09	1.41	-0.083		Algorithm converged.	-0.188	0.022	0.39		Algorithm converged.	0.11	1.39	0.1461		2.58		Algorithm converged.	0.72	9.23
IPI score at Screening	1-2	187	37.8	28	15.0	187	37.6	26	13.9	1.09		Convergence criterion (GCONV=1E-8) satisfied.	0.61	1.94	0.011		Algorithm converged.	-0.061	0.082	1.08		Algorithm converged.	0.66	1.76	0.7687	0.3978	0.93		Algorithm converged.	0.57	1.52
	3	196	39.6	22	11.2	186	37.3	30	16.1	0.66		Convergence criterion (GCONV=1E-8) satisfied.	0.36	1.19	-0.049		Algorithm converged.	-0.118	0.020	0.70		Algorithm converged.	0.42	1.16	0.1654		1.44		Algorithm converged.	0.86	2.40
	4-5	112	22.6	13	11.6	125	25.1	21	16.8	0.65		Convergence criterion (GCONV=1E-8) satisfied.	0.31	1.37	-0.052		Algorithm converged.	-0.140	0.036	0.69		Algorithm converged.	0.36	1.31	0.2597		1.45		Algorithm converged.	0.76	2.75

Includes treatment-emergent AEs during AE reporting period only, which is defined as new or worsening AE from the first dose of any study drug through 90 days after the last dose of any study drug or prior to NALT, whichever is earlier.
Test for interaction based on RR (Log-binomial regression)
* indicates convergence problem. Result is uninterpretable.
Clinical cut-off: 15JUN2022

Program: root/clinical_studies/RO5541077/CDPT7884/GO39942/data_analysis/ACE_FINAL_OS/prod/program/t_ae_raw.sas
Output: root/clinical_studies/RO5541077/CDPT7884/GO39942/data_analysis/ACE_FINAL_OS/prod/output/t_ae_raw_sg2_PERNGR25_SE_POOLED_15JUN2022_39942.xls
08FEB2023 15:14

POPULATION: Global and China Extension Population, Safety-Evaluable Population
ENDPOINT: Peripheral Neuropathy (sensory and/or motor) Grade 3-5
MODEL: Unstratified analysis
STUDY: GO39942
Dichotomous Analysis by Subgroups (Safety)

		Polatuzumab Vedotin + R-CHP (N=495)				R-CHOP (N=498)				Polatuzumab Vedotin + R-CHP vs. R-CHOP																	R-CHOP vs. Polatuzumab Vedotin + R-CHP				
		Patients		Patients with Event		Patients		Patients with Event		Odds Ratio					Absolute Risk Difference					Relative Risk							Relative Risk				
Name	Level	n	%	n	%	n	%	n	%	Odds Ratio		Convergence Reason	95% Lower CL	95% Upper CL	Absolute Risk		Convergence Reason	95% Lower CL	95% Upper CL	Relative Risk		Convergence Reason	95% Lower CL	95% Upper CL	p-value (Wald)	Interaction Test p-value (likelihood ratio)	Relative Risk		Convergence Reason	95% Lower CL	95% Upper CL
All	n/a	495	100.0	7	1.4	498	100.0	5	1.0	1.41		Convergence criterion (GCONV=1E-8) satisfied.	0.45	4.49	0.004		Algorithm converged.	-0.009	0.018	1.41		Algorithm converged.	0.45	4.41	0.5562		0.71		Algorithm converged.	0.23	2.22
Sex	Male	265	53.5	4	1.5	269	54.0	1	0.4	4.11		Convergence criterion (GCONV=1E-8) satisfied.	0.46	36.99	0.011		Algorithm converged.	-0.005	0.028	4.06		Algorithm converged.	0.46	36.09	0.2087	0.1800	0.25		Algorithm converged.	0.03	2.19
	Female	230	46.5	3	1.3	229	46.0	4	1.7	0.74		Convergence criterion (GCONV=1E-8) satisfied.	0.16	3.36	-0.004		Algorithm converged.	-0.027	0.018	0.75		Algorithm converged.	0.17	3.30	0.7000		1.34		Algorithm converged.	0.30	5.92
Age	<= 60	167	33.7	0	0.0	157	31.5	0	0.0	NE			NE	NE	NE		NE	NE	NE	NE		NE	NE	NE	NE	1.0000	NE		NE	NE	NE
	> 60	328	66.3	7	2.1	341	68.5	5	1.5	1.47		Convergence criterion (GCONV=1E-8) satisfied.	0.46	4.66	0.007		Algorithm converged.	-0.014	0.027	1.46		Algorithm converged.	0.47	4.54	0.5178		0.69		Algorithm converged.	0.22	2.14
Geographic region	Western Europe/United States/Canada/Australia	298	60.2	7	2.3	300	60.2	3	1.0	2.38		Convergence criterion (GCONV=1E-8) satisfied.	0.61	9.30	0.013		Algorithm converged.	-0.007	0.034	2.35		Algorithm converged.	0.61	9.00	0.2126	0.1292	0.43		Algorithm converged.	0.11	1.63
	Asia	140	28.3	0	0.0	139	27.9	1	0.7		*	Quasi-complete separation of data points detected.				*	WARNING: The relative Hessian convergence criterion of 19.480043296 is greater than the limit of 0.0001. The convergence is questionable.			0.00		Algorithm converged.	0.00	NE	0.9999		>999.99		Algorithm converged.	0.00	NE
	Rest of World	57	11.5	0	0.0	59	11.8	1	1.7		*	Quasi-complete separation of data points detected.				*	WARNING: The relative Hessian convergence criterion of 10.540168601 is greater than the limit of 0.0001. The convergence is questionable.			0.00		Algorithm converged.	0.00	NE	0.9999		>999.99		Algorithm converged.	0.00	NE
IPI score at Screening	1-2	187	37.8	4	2.1	187	37.6	3	1.6	1.34		Convergence criterion (GCONV=1E-8) satisfied.	0.30	6.07	0.005		Algorithm converged.	-0.022	0.033	1.33		Algorithm converged.	0.30	5.88	0.7038	0.8905	0.75		Algorithm converged.	0.17	3.31
	3	196	39.6	1	0.5	186	37.3	1	0.5	0.95		Convergence criterion (GCONV=1E-8) satisfied.	0.06	15.28	0.000		Algorithm converged.	-0.015	0.014	0.95		Algorithm converged.	0.06	15.06	0.9704		1.05		Algorithm converged.	0.07	16.72
	4-5	112	22.6	2	1.8	125	25.1	1	0.8	2.25		Convergence criterion (GCONV=1E-8) satisfied.	0.20	25.21	0.010		Algorithm converged.	-0.019	0.039	2.23		Algorithm converged.	0.21	24.28	0.5097		0.45		Algorithm converged.	0.04	4.87

Includes treatment-emergent AEs during AE reporting period only, which is defined as new or worsening AE from the first dose of any study drug through 90 days after the last dose of any study drug or prior to NALT, whichever is earlier.
Test for interaction based on RR (Log-binomial regression)
* indicates convergence problem. Result is uninterpretable.
Clinical cut-off: 15JUN2022

Program: root/clinical_studies/RO5541077/CDPT7884/GO39942/data_analysis/ACE_FINAL_OS/prod/program/t_ae_raw.sas
Output: root/clinical_studies/RO5541077/CDPT7884/GO39942/data_analysis/ACE_FINAL_OS/prod/output/t_ae_raw_sg2_PERNGR35_SE_POOLED_15JUN2022_39942.xls
08FEB2023 15:25

POPULATION: Global and China Extension Population, Safety-Evaluable Population
ENDPOINT: Serious Peripheral Neuropathy (sensory and/or motor)
MODEL: Unstratified analysis
STUDY: GO39942
Dichotomous Analysis by Subgroups (Safety)

		Polatuzumab Vedotin + R-CHP (N=495)				R-CHOP (N=498)				Polatuzumab Vedotin + R-CHP vs. R-CHOP																	R-CHOP vs. Polatuzumab Vedotin + R-CHP				
		Patients		Patients with Event		Patients		Patients with Event		Odds Ratio					Absolute Risk Difference					Relative Risk							Relative Risk				
Name	Level	n	%	n	%	n	%	n	%	Odds Ratio		Convergence Reason	95% Lower CL	95% Upper CL	Absolute Risk		Convergence Reason	95% Lower CL	95% Upper CL	Relative Risk		Convergence Reason	95% Lower CL	95% Upper CL	p-value (Wald)	Interaction Test p-value (likelihood ratio)	Relative Risk		Convergence Reason	95% Lower CL	95% Upper CL
All	n/a	495	100.0	1	0.2	498	100.0	1	0.2	1.01		Convergence criterion (GCONV=1E-8) satisfied.	0.06	16.13	0.000		Algorithm converged.	-0.006	0.006	1.01		Algorithm converged.	0.06	16.04	0.9966		0.99		Algorithm converged.	0.06	15.85
Sex	Male	265	53.5	1	0.4	269	54.0	0	0.0		*	Quasi-complete separation of data points detected.				*	WARNING: Negative of Hessian not positive definite.			NE		Algorithm converged.	NE	NE	NE	0.0945	NE		Algorithm converged.	NE	NE
	Female	230	46.5	0	0.0	229	46.0	1	0.4		*	Quasi-complete separation of data points detected.				*	WARNING: Negative of Hessian not positive definite.			0.00		Algorithm converged.	0.00	NE	0.9999		>999.99		Algorithm converged.	0.00	NE
Age	<= 60	167	33.7	0	0.0	157	31.5	0	0.0	NE			NE	NE	NE		NE	NE	NE	NE		NE	NE	NE	NE	1.0000	NE		NE	NE	NE
	> 60	328	66.3	1	0.3	341	68.5	1	0.3	1.04		Convergence criterion (GCONV=1E-8) satisfied.	0.06	16.69	0.000		Algorithm converged.	-0.008	0.008	1.04		Algorithm converged.	0.07	16.55	0.9780		0.96		Algorithm converged.	0.06	15.31
Geographic region	Western Europe/United States/Canada/Australia	298	60.2	1	0.3	300	60.2	0	0.0		*	Quasi-complete separation of data points detected.				*	WARNING: Negative of Hessian not positive definite.			NE		Algorithm converged.	NE	NE	NE	NE	NE		Algorithm converged.	NE	NE
	Asia	140	28.3	0	0.0	139	27.9	0	0.0	NE			NE	NE	NE		NE	NE	NE	NE		NE	NE	NE	NE		NE		NE	NE	NE
	Rest of World	57	11.5	0	0.0	59	11.8	1	1.7		*	Quasi-complete separation of data points detected.				*	WARNING: The relative Hessian convergence criterion of 10.540168601 is greater than the limit of 0.0001. The convergence is questionable.			0.00		Algorithm converged.	0.00	NE	0.9999		>999.99		Algorithm converged.	0.00	NE
IPI score at Screening	1-2	187	37.8	1	0.5	187	37.6	0	0.0		*	Quasi-complete separation of data points detected.				*	WARNING: Negative of Hessian not positive definite.			NE		Algorithm converged.	NE	NE	NE	NE	NE		Algorithm converged.	NE	NE
	3	196	39.6	0	0.0	186	37.3	1	0.5		*	Quasi-complete separation of data points detected.				*	ERROR: Error in computing the link function, its derivatives, or the variance function.			0.00		Algorithm converged.	0.00	NE	1.0000		>999.99		Algorithm converged.	0.00	NE
	4-5	112	22.6	0	0.0	125	25.1	0	0.0	NE			NE	NE	NE		NE	NE	NE	NE		NE	NE	NE	NE		NE		NE	NE	NE

Includes treatment-emergent AEs during AE reporting period only, which is defined as new or worsening AE from the first dose of any study drug through 90 days after the last dose of any study drug or prior to NALT, whichever is earlier.
Test for interaction based on RR (Log-binomial regression)
* indicates convergence problem. Result is uninterpretable.
Clinical cut-off: 15JUN2022

Program: root/clinical_studies/RO5541077/CDPT7884/GO39942/data_analysis/ACE_FINAL_OS/prod/program/t_ae_raw.sas
Output: root/clinical_studies/RO5541077/CDPT7884/GO39942/data_analysis/ACE_FINAL_OS/prod/output/t_ae_raw_sg2_PERNS_SE_POOLED_15JUN2022_39942.xls
08FEB2023 15:27

POPULATION: Global and China Extension Population, Safety-Evaluable Population
ENDPOINT: Serious Peripheral Neuropathy (sensory and/or motor) Grade 2-5
MODEL: Unstratified analysis
STUDY: GO39942
Dichotomous Analysis by Subgroups (Safety)

		Polatuzumab Vedotin + R-CHP (N=495)				R-CHOP (N=498)				Polatuzumab Vedotin + R-CHP vs. R-CHOP																	R-CHOP vs. Polatuzumab Vedotin + R-CHP				
		Patients		Patients with Event		Patients		Patients with Event		Odds Ratio					Absolute Risk Difference					Relative Risk							Relative Risk				
Name	Level	n	%	n	%	n	%	n	%	Odds Ratio		Convergence Reason	95% Lower CL	95% Upper CL	Absolute Risk		Convergence Reason	95% Lower CL	95% Upper CL	Relative Risk		Convergence Reason	95% Lower CL	95% Upper CL	p-value (Wald)	Interaction Test p-value (likelihood ratio)	Relative Risk		Convergence Reason	95% Lower CL	95% Upper CL
All	n/a	495	100.0	1	0.2	498	100.0	1	0.2	1.01		Convergence criterion (GCONV=1E-8) satisfied.	0.06	16.13	0.000		Algorithm converged.	-0.006	0.006	1.01		Algorithm converged.	0.06	16.04	0.9966		0.99		Algorithm converged.	0.06	15.85
Sex	Male	265	53.5	1	0.4	269	54.0	0	0.0		*	Quasi-complete separation of data points detected.				*	WARNING: Negative of Hessian not positive definite.			NE		Algorithm converged.	NE	NE	NE	0.0945	NE		Algorithm converged.	NE	NE
	Female	230	46.5	0	0.0	229	46.0	1	0.4		*	Quasi-complete separation of data points detected.				*	WARNING: Negative of Hessian not positive definite.			0.00		Algorithm converged.	0.00	NE	0.9999		>999.99		Algorithm converged.	0.00	NE
Age	<= 60	167	33.7	0	0.0	157	31.5	0	0.0	NE			NE	NE	NE		NE	NE	NE	NE		NE	NE	NE	NE	1.0000	NE		NE	NE	NE
	> 60	328	66.3	1	0.3	341	68.5	1	0.3	1.04		Convergence criterion (GCONV=1E-8) satisfied.	0.06	16.69	0.000		Algorithm converged.	-0.008	0.008	1.04		Algorithm converged.	0.07	16.55	0.9780		0.96		Algorithm converged.	0.06	15.31
Geographic region	Western Europe/United States/Canada/Australia	298	60.2	1	0.3	300	60.2	0	0.0		*	Quasi-complete separation of data points detected.				*	WARNING: Negative of Hessian not positive definite.			NE		Algorithm converged.	NE	NE	NE	NE	NE		Algorithm converged.	NE	NE
	Asia	140	28.3	0	0.0	139	27.9	0	0.0	NE			NE	NE	NE		NE	NE	NE	NE		NE	NE	NE	NE		NE		NE	NE	NE
	Rest of World	57	11.5	0	0.0	59	11.8	1	1.7		*	Quasi-complete separation of data points detected.				*	WARNING: The relative Hessian convergence criterion of 10.540168601 is greater than the limit of 0.0001. The convergence is questionable.			0.00		Algorithm converged.	0.00	NE	0.9999		>999.99		Algorithm converged.	0.00	NE
IPI score at Screening	1-2	187	37.8	1	0.5	187	37.6	0	0.0		*	Quasi-complete separation of data points detected.				*	WARNING: Negative of Hessian not positive definite.			NE		Algorithm converged.	NE	NE	NE	NE	NE		Algorithm converged.	NE	NE
	3	196	39.6	0	0.0	186	37.3	1	0.5		*	Quasi-complete separation of data points detected.				*	ERROR: Error in computing the link function, its derivatives, or the variance function.			0.00		Algorithm converged.	0.00	NE	1.0000		>999.99		Algorithm converged.	0.00	NE
	4-5	112	22.6	0	0.0	125	25.1	0	0.0	NE			NE	NE	NE		NE	NE	NE	NE		NE	NE	NE	NE		NE		NE	NE	NE

Includes treatment-emergent AEs during AE reporting period only, which is defined as new or worsening AE from the first dose of any study drug through 90 days after the last dose of any study drug or prior to NALT, whichever is earlier.
Test for interaction based on RR (Log-binomial regression)
* indicates convergence problem. Result is uninterpretable.
Clinical cut-off: 15JUN2022

Program: root/clinical_studies/RO5541077/CDPT7884/GO39942/data_analysis/ACE_FINAL_OS/prod/program/t_ae_raw.sas
Output: root/clinical_studies/RO5541077/CDPT7884/GO39942/data_analysis/ACE_FINAL_OS/prod/output/t_ae_raw_sg2_PERNSGR25_SE_POOLED_15JUN2022_39942.xls
08FEB2023 15:15

POPULATION: Global and China Extension Population, Safety-Evaluable Population
ENDPOINT: STIAMP (suspected transmission of an infectious agent by the study drug)
MODEL: Unstratified analysis
STUDY: GO39942
Dichotomous Analysis by Subgroups (Safety)

Null Report: No results could be derived for this output.

Includes treatment-emergent AEs during AE reporting period only, which is defined as new or worsening AE from the first dose of any study drug through 90 days after the last dose of any study drug or prior to NALT, whichever is earlier.
Test for interaction based on RR (Log-binomial regression)
* indicates convergence problem. Result is uninterpretable.
Clinical cut-off: 15JUN2022

Program: root/clinical_studies/RO5541077/CDPT7884/GO39942/data_analysis/ACE_FINAL_OS/prod/program/t_ae_raw.sas
Output: root/clinical_studies/RO5541077/CDPT7884/GO39942/data_analysis/ACE_FINAL_OS/prod/output/t_ae_raw_sg2_STIA_SE_POOLED_15JUN2022_39942.xls
08FEB2023 15:11

POPULATION: Global and China Extension Population, Safety-Evaluable Population
ENDPOINT: STIAMP (suspected transmission of an infectious agent by the study drug) Grade 3-5
MODEL: Unstratified analysis
STUDY: GO39942
Dichotomous Analysis by Subgroups (Safety)

Null Report: No results could be derived for this output.

Includes treatment-emergent AEs during AE reporting period only, which is defined as new or worsening AE from the first dose of any study drug through 90 days after the last dose of any study drug or prior to NALT, whichever is earlier.
Test for interaction based on RR (Log-binomial regression)
* indicates convergence problem. Result is uninterpretable.
Clinical cut-off: 15JUN2022

Program: root/clinical_studies/RO5541077/CDPT7884/GO39942/data_analysis/ACE_FINAL_OS/prod/program/t_ae_raw.sas
Output: root/clinical_studies/RO5541077/CDPT7884/GO39942/data_analysis/ACE_FINAL_OS/prod/output/t_ae_raw_sg2_STIAGR35_SE_POOLED_15JUN2022_39942.xls
08FEB2023 15:12

POPULATION: Global and China Extension Population, Safety-Evaluable Population
ENDPOINT: Serious STIAMP (suspected transmission of an infectious agent by the study drug)
MODEL: Unstratified analysis
STUDY: GO39942
Dichotomous Analysis by Subgroups (Safety)

Null Report: No results could be derived for this output.

Includes treatment-emergent AEs during AE reporting period only, which is defined as new or worsening AE from the first dose of any study drug through 90 days after the last dose of any study drug or prior to NALT, whichever is earlier.
Test for interaction based on RR (Log-binomial regression)
* indicates convergence problem. Result is uninterpretable.
Clinical cut-off: 15JUN2022

Program: root/clinical_studies/RO5541077/CDPT7884/GO39942/data_analysis/ACE_FINAL_OS/prod/program/t_ae_raw.sas
Output: root/clinical_studies/RO5541077/CDPT7884/GO39942/data_analysis/ACE_FINAL_OS/prod/output/t_ae_raw_sg2_STIAS_SE_POOLED_15JUN2022_39942.xls
08FEB2023 15:13

POPULATION: Global and China Extension Population, Safety-Evaluable Population
ENDPOINT: All Patients
MODEL: descriptive
STUDY: GO39942
Outcome of Adverse Events

	Polatuzumab Vedotin + R-CHP (N=495)															R-CHOP (N=498)														
	Total	RECOVERED/RESOLVED		RECOVERED/RESOLVED WITH SEQUELAE		NOT RECOVERED/NOT RESOLVED		FATAL		RECOVERING/RESOLVING		UNKNOWN		MISSING		Total	RECOVERED/RESOLVED		RECOVERED/RESOLVED WITH SEQUELAE		NOT RECOVERED/NOT RESOLVED		FATAL		RECOVERING/RESOLVING		UNKNOWN		MISSING	
Category of Adverse Events Grade	n	n	%	n	%	n	%	n	%	n	%	n	%	n	%	n	n	%	n	%	n	%	n	%	n	%	n	%	n	%
Any AEs																														
All	6438	5542	86.1	25	0.4	694	10.8	14	0.2	153	2.4	10	0.2	0	0.0	6132	5179	84.5	33	0.5	769	12.5	10	0.2	132	2.2	9	0.1	0	0.0
Grade 1	3159	2649	83.9	7	0.2	407	12.9	0	0.0	95	3.0	1	<0.1	0	0.0	3048	2478	81.3	10	0.3	482	15.8	0	0.0	72	2.4	6	0.2	0	0.0
Grade 2	1968	1674	85.1	6	0.3	236	12.0	0	0.0	47	2.4	5	0.3	0	0.0	1925	1630	84.7	8	0.4	236	12.3	0	0.0	50	2.6	1	<0.1	0	0.0
Grade 3	852	784	92.0	8	0.9	46	5.4	0	0.0	10	1.2	4	0.5	0	0.0	727	666	91.6	12	1.7	41	5.6	0	0.0	6	0.8	2	0.3	0	0.0
Grade 4	445	435	97.8	4	0.9	5	1.1	0	0.0	1	0.2	0	0.0	0	0.0	419	403	96.2	3	0.7	9	2.1	0	0.0	4	1.0	0	0.0	0	0.0
Grade 5	14	0	0.0	0	0.0	0	0.0	14	100.0	0	0.0	0	0.0	0	0.0	10	0	0.0	0	0.0	0	0.0	10	100.0	0	0.0	0	0.0	0	0.0
Missing	0	0	0.0	0	0.0	0	0.0	0	0.0	0	0.0	0	0.0	0	0.0	3	2	66.7	0	0.0	1	33.3	0	0.0	0	0.0	0	0.0	0	0.0
Any SAEs																														
All	351	312	88.9	9	2.6	13	3.7	14	4.0	3	0.9	0	0.0	0	0.0	285	249	87.4	7	2.5	13	4.6	10	3.5	6	2.1	0	0.0	0	0.0
Grade 1	9	9	100.0	0	0.0	0	0.0	0	0.0	0	0.0	0	0.0	0	0.0	9	7	77.8	0	0.0	1	11.1	0	0.0	1	11.1	0	0.0	0	0.0
Grade 2	45	41	91.1	2	4.4	2	4.4	0	0.0	0	0.0	0	0.0	0	0.0	37	35	94.6	1	2.7	1	2.7	0	0.0	0	0.0	0	0.0	0	0.0
Grade 3	220	201	91.4	7	3.2	9	4.1	0	0.0	3	1.4	0	0.0	0	0.0	172	155	90.1	5	2.9	9	5.2	0	0.0	3	1.7	0	0.0	0	0.0
Grade 4	63	61	96.8	0	0.0	2	3.2	0	0.0	0	0.0	0	0.0	0	0.0	57	52	91.2	1	1.8	2	3.5	0	0.0	2	3.5	0	0.0	0	0.0
Grade 5	14	0	0.0	0	0.0	0	0.0	14	100.0	0	0.0	0	0.0	0	0.0	10	0	0.0	0	0.0	0	0.0	10	100.0	0	0.0	0	0.0	0	0.0
Any AESI																														
All	1506	1349	89.6	11	0.7	121	8.0	6	0.4	18	1.2	1	<0.1	0	0.0	1387	1241	89.5	6	0.4	116	8.4	7	0.5	16	1.2	1	<0.1	0	0.0
Grade 1	499	412	82.6	4	0.8	67	13.4	0	0.0	16	3.2	0	0.0	0	0.0	438	354	80.8	1	0.2	73	16.7	0	0.0	9	2.1	1	0.2	0	0.0
Grade 2	383	337	88.0	2	0.5	42	11.0	0	0.0	1	0.3	1	0.3	0	0.0	400	359	89.8	2	0.5	33	8.3	0	0.0	6	1.5	0	0.0	0	0.0
Grade 3	322	307	95.3	3	0.9	11	3.4	0	0.0	1	0.3	0	0.0	0	0.0	258	247	95.7	2	0.8	8	3.1	0	0.0	1	0.4	0	0.0	0	0.0
Grade 4	296	293	99.0	2	0.7	1	0.3	0	0.0	0	0.0	0	0.0	0	0.0	283	280	98.9	1	0.4	2	0.7	0	0.0	0	0.0	0	0.0	0	0.0
Grade 5	6	0	0.0	0	0.0	0	0.0	6	100.0	0	0.0	0	0.0	0	0.0	7	0	0.0	0	0.0	0	0.0	7	100.0	0	0.0	0	0.0	0	0.0
Missing	0	0	0.0	0	0.0	0	0.0	0	0.0	0	0.0	0	0.0	0	0.0	1	1	100.0	0	0.0	0	0.0	0	0.0	0	0.0	0	0.0	0	0.0

Includes treatment-emergent AEs during AE reporting period only, which is defined as new or worsening AE from the first dose of any study drug through 90 days after the last dose of any study drug or prior to NALT, whichever is earlier.
Clinical cut-off: 15JUN2022

Program: root/clinical_studies/RO5541077/CDPT7884/GO39942/data_analysis/ACE_FINAL_OS/prod/program/t_ae_resolved.sas
Output: root/clinical_studies/RO5541077/CDPT7884/GO39942/data_analysis/ACE_FINAL_OS/prod/output/t_ae_resolved_SE_POOLED_15JUN2022_39942.xls
08FEB2023 14:02

POPULATION: Global and China Extension Population, Safety-Evaluable Population
ENDPOINT: All Patients
MODEL: descriptive
STUDY: GO39942
Outcome of Adverse Events of Special Interest

	Polatuzumab Vedotin + R-CHP (N=495)															R-CHOP (N=498)														
	Total	RECOVERED/RESOLVED		RECOVERED/RESOLVED WITH SEQUELAE		NOT RECOVERED/NOT RESOLVED		FATAL		RECOVERING/RESOLVING		UNKNOWN		MISSING		Total	RECOVERED/RESOLVED		RECOVERED/RESOLVED WITH SEQUELAE		NOT RECOVERED/NOT RESOLVED		FATAL		RECOVERING/RESOLVING		UNKNOWN		MISSING	
Category of Adverse Events Grade	n	n	%	n	%	n	%	n	%	n	%	n	%	n	%	n	n	%	n	%	n	%	n	%	n	%	n	%	n	%
DILI (potential drug-induced liver injury)																														
All	2	2	100.0	0	0.0	0	0.0	0	0.0	0	0.0	0	0.0	0	0.0	3	2	66.7	0	0.0	0	0.0	1	33.3	0	0.0	0	0.0	0	0.0
Grade 2	0	0	0.0	0	0.0	0	0.0	0	0.0	0	0.0	0	0.0	0	0.0	1	1	100.0	0	0.0	0	0.0	0	0.0	0	0.0	0	0.0	0	0.0
Grade 3	2	2	100.0	0	0.0	0	0.0	0	0.0	0	0.0	0	0.0	0	0.0	1	1	100.0	0	0.0	0	0.0	0	0.0	0	0.0	0	0.0	0	0.0
Grade 5	0	0	0.0	0	0.0	0	0.0	0	0.0	0	0.0	0	0.0	0	0.0	1	0	0.0	0	0.0	0	0.0	1	100.0	0	0.0	0	0.0	0	0.0
Serious DILI (potential drug-induced liver injury)																														
All	0	0	0.0	0	0.0	0	0.0	0	0.0	0	0.0	0	0.0	0	0.0	2	1	50.0	0	0.0	0	0.0	1	50.0	0	0.0	0	0.0	0	0.0
Grade 2	0	0	0.0	0	0.0	0	0.0	0	0.0	0	0.0	0	0.0	0	0.0	1	1	100.0	0	0.0	0	0.0	0	0.0	0	0.0	0	0.0	0	0.0
Grade 5	0	0	0.0	0	0.0	0	0.0	0	0.0	0	0.0	0	0.0	0	0.0	1	0	0.0	0	0.0	0	0.0	1	100.0	0	0.0	0	0.0	0	0.0
STIAMP (suspected transmission of an infectious agent by the study drug)																														
All	0	0	0.0	0	0.0	0	0.0	0	0.0	0	0.0	0	0.0	0	0.0	0	0	0.0	0	0.0	0	0.0	0	0.0	0	0.0	0	0.0	0	0.0
Serious STIAMP (suspected transmission of an infectious agent by the study drug)																														
All	0	0	0.0	0	0.0	0	0.0	0	0.0	0	0.0	0	0.0	0	0.0	0	0	0.0	0	0.0	0	0.0	0	0.0	0	0.0	0	0.0	0	0.0
Peripheral Neuropathy (sensory and/or motor)																														
All	324	220	67.9	4	1.2	87	26.9	0	0.0	12	3.7	1	0.3	0	0.0	321	238	74.1	3	0.9	71	22.1	0	0.0	8	2.5	1	0.3	0	0.0
Grade 1	254	185	72.8	4	1.6	53	20.9	0	0.0	12	4.7	0	0.0	0	0.0	239	178	74.5	1	0.4	54	22.6	0	0.0	5	2.1	1	0.4	0	0.0
Grade 2	62	32	51.6	0	0.0	29	46.8	0	0.0	0	0.0	1	1.6	0	0.0	77	59	76.6	2	2.6	13	16.9	0	0.0	3	3.9	0	0.0	0	0.0
Grade 3	8	3	37.5	0	0.0	5	62.5	0	0.0	0	0.0	0	0.0	0	0.0	5	1	20.0	0	0.0	4	80.0	0	0.0	0	0.0	0	0.0	0	0.0
Serious Peripheral Neuropathy (sensory and/or motor)																														
All	1	0	0.0	0	0.0	1	100.0	0	0.0	0	0.0	0	0.0	0	0.0	1	1	100.0	0	0.0	0	0.0	0	0.0	0	0.0	0	0.0	0	0.0
Grade 3	1	0	0.0	0	0.0	1	100.0	0	0.0	0	0.0	0	0.0	0	0.0	1	1	100.0	0	0.0	0	0.0	0	0.0	0	0.0	0	0.0	0	0.0
Infections																														
All	449	412	91.8	4	0.9	23	5.1	6	1.3	4	0.9	0	0.0	0	0.0	382	340	89.0	2	0.5	29	7.6	6	1.6	5	1.3	0	0.0	0	0.0
Grade 1	110	97	88.2	0	0.0	10	9.1	0	0.0	3	2.7	0	0.0	0	0.0	80	68	85.0	0	0.0	11	13.8	0	0.0	1	1.3	0	0.0	0	0.0
Grade 2	231	219	94.8	2	0.9	9	3.9	0	0.0	1	0.4	0	0.0	0	0.0	211	194	91.9	0	0.0	14	6.6	0	0.0	3	1.4	0	0.0	0	0.0
Grade 3	94	88	93.6	2	2.1	4	4.3	0	0.0	0	0.0	0	0.0	0	0.0	72	66	91.7	2	2.8	3	4.2	0	0.0	1	1.4	0	0.0	0	0.0
Grade 4	8	8	100.0	0	0.0	0	0.0	0	0.0	0	0.0	0	0.0	0	0.0	12	11	91.7	0	0.0	1	8.3	0	0.0	0	0.0	0	0.0	0	0.0
Grade 5	6	0	0.0	0	0.0	0	0.0	6	100.0	0	0.0	0	0.0	0	0.0	6	0	0.0	0	0.0	0	0.0	6	100.0	0	0.0	0	0.0	0	0.0
Missing	0	0	0.0	0	0.0	0	0.0	0	0.0	0	0.0	0	0.0	0	0.0	1	1	100.0	0	0.0	0	0.0	0	0.0	0	0.0	0	0.0	0	0.0
Serious Infections																														
All	98	87	88.8	4	4.1	1	1.0	6	6.1	0	0.0	0	0.0	0	0.0	73	61	83.6	1	1.4	4	5.5	6	8.2	1	1.4	0	0.0	0	0.0
Grade 1	1	1	100.0	0	0.0	0	0.0	0	0.0	0	0.0	0	0.0	0	0.0	0	0	0.0	0	0.0	0	0.0	0	0.0	0	0.0	0	0.0	0	0.0
Grade 2	10	8	80.0	2	20.0	0	0.0	0	0.0	0	0.0	0	0.0	0	0.0	3	2	66.7	0	0.0	1	33.3	0	0.0	0	0.0	0	0.0	0	0.0
Grade 3	74	71	95.9	2	2.7	1	1.4	0	0.0	0	0.0	0	0.0	0	0.0	53	49	92.5	1	1.9	2	3.8	0	0.0	1	1.9	0	0.0	0	0.0
Grade 4	7	7	100.0	0	0.0	0	0.0	0	0.0	0	0.0	0	0.0	0	0.0	11	10	90.9	0	0.0	1	9.1	0	0.0	0	0.0	0	0.0	0	0.0
Grade 5	6	0	0.0	0	0.0	0	0.0	6	100.0	0	0.0	0	0.0	0	0.0	6	0	0.0	0	0.0	0	0.0	6	100.0	0	0.0	0	0.0	0	0.0
Neutropenia incl. Febrile Neutropenia																														
All	595	586	98.5	3	0.5	5	0.8	0	0.0	1	0.2	0	0.0	0	0.0	569	562	98.8	1	0.2	6	1.1	0	0.0	0	0.0	0	0.0	0	0.0
Grade 1	27	25	92.6	0	0.0	2	7.4	0	0.0	0	0.0	0	0.0	0	0.0	32	29	90.6	0	0.0	3	9.4	0	0.0	0	0.0	0	0.0	0	0.0
Grade 2	68	67	98.5	0	0.0	1	1.5	0	0.0	0	0.0	0	0.0	0	0.0	90	88	97.8	0	0.0	2	2.2	0	0.0	0	0.0	0	0.0	0	0.0
Grade 3	211	208	98.6	1	0.5	1	0.5	0	0.0	1	0.5	0	0.0	0	0.0	176	176	100.0	0	0.0	0	0.0	0	0.0	0	0.0	0	0.0	0	0.0
Grade 4	289	286	99.0	2	0.7	1	0.3	0	0.0	0	0.0	0	0.0	0	0.0	271	269	99.3	1	0.4	1	0.4	0	0.0	0	0.0	0	0.0	0	0.0
Serious Neutropenia incl. Febrile Neutropenia																														
All	83	82	98.8	1	1.2	0	0.0	0	0.0	0	0.0	0	0.0	0	0.0	51	51	100.0	0	0.0	0	0.0	0	0.0	0	0.0	0	0.0	0	0.0
Grade 1	1	1	100.0	0	0.0	0	0.0	0	0.0	0	0.0	0	0.0	0	0.0	0	0	0.0	0	0.0	0	0.0	0	0.0	0	0.0	0	0.0	0	0.0
Grade 2	2	2	100.0	0	0.0	0	0.0	0	0.0	0	0.0	0	0.0	0	0.0	1	1	100.0	0	0.0	0	0.0	0	0.0	0	0.0	0	0.0	0	0.0
Grade 3	46	45	97.8	1	2.2	0	0.0	0	0.0	0	0.0	0	0.0	0	0.0	26	26	100.0	0	0.0	0	0.0	0	0.0	0	0.0	0	0.0	0	0.0
Grade 4	34	34	100.0	0	0.0	0	0.0	0	0.0	0	0.0	0	0.0	0	0.0	24	24	100.0	0	0.0	0	0.0	0	0.0	0	0.0	0	0.0	0	0.0
Hepatic Toxicity																														
All	140	133	95.0	0	0.0	6	4.3	0	0.0	1	0.7	0	0.0	0	0.0	115	102	88.7	0	0.0	10	8.7	0	0.0	3	2.6	0	0.0	0	0.0
Grade 1	108	105	97.2	0	0.0	2	1.9	0	0.0	1	0.9	0	0.0	0	0.0	87	79	90.8	0	0.0	5	5.7	0	0.0	3	3.4	0	0.0	0	0.0
Grade 2	22	19	86.4	0	0.0	3	13.6	0	0.0	0	0.0	0	0.0	0	0.0	22	18	81.8	0	0.0	4	18.2	0	0.0	0	0.0	0	0.0	0	0.0
Grade 3	10	9	90.0	0	0.0	1	10.0	0	0.0	0	0.0	0	0.0	0	0.0	6	5	83.3	0	0.0	1	16.7	0	0.0	0	0.0	0	0.0	0	0.0
Serious Hepatic Toxicity																														
All	1	1	100.0	0	0.0	0	0.0	0	0.0	0	0.0	0	0.0	0	0.0	1	1	100.0	0	0.0	0	0.0	0	0.0	0	0.0	0	0.0	0	0.0
Grade 2	0	0	0.0	0	0.0	0	0.0	0	0.0	0	0.0	0	0.0	0	0.0	1	1	100.0	0	0.0	0	0.0	0	0.0	0	0.0	0	0.0	0	0.0
Grade 3	1	1	100.0	0	0.0	0	0.0	0	0.0	0	0.0	0	0.0	0	0.0	0	0	0.0	0	0.0	0	0.0	0	0.0	0	0.0	0	0.0	0	0.0

Includes treatment-emergent AEs during AE reporting period only, which is defined as new or worsening AE from the first dose of any study drug through 90 days after the last dose of any study drug or prior to NALT, whichever is earlier.
Clinical cut-off: 15JUN2022

Program: root/clinical_studies/RO5541077/CDPT7884/GO39942/data_analysis/ACE_FINAL_OS/prod/program/t_ae_resolved.sas
Output: root/clinical_studies/RO5541077/CDPT7884/GO39942/data_analysis/ACE_FINAL_OS/prod/output/t_ae_resolved_aesi_SE_POOLED_15JUN2022_39942.xls
08FEB2023 14:00